

2015-16 BASKETBALL

# UTSA

mathilde  
HERGOTT

akunna  
ELONU

tesha  
SMITH

niaga  
MITCHELL-COLE



**3**

**NUMBER OF CHAMPIONSHIPS IN  
PROGRAM HISTORY**

**UTSA**  
BY THE NUMBERS

**4**

**NUMBER OF FIRST TEAM ALL-  
CONFERENCE HONOREES**

**7**

**NUMBER OF PLAYERS WITH 1,000 POINTS AND  
500 REBOUNDS**

**11**

**KAMRA KING: ONLY PLAYER IN SCHOOL ANNALS TO LEAD  
TEAM IN SCORING ALL FOUR YEARS**

**13**

**NUMBER OF PLAYERS WHO HAVE SCORED 1,000 POINTS  
IN THEIR CAREER**

**14**

**NUMBER OF YEARS LUBY HAS BEEN AT UTSA**

**33**

**MONICA GIBBS: ONLY PLAYER IN PROGRAM  
HISTORY TO HAVE JERSEY RETIRED**



# Table of Contents

## **Media Information**

Quick Facts.....	4
Media Information.....	4
Schedule.....	5
Roster.....	6
TV Roster/Pronunciation Guide.....	7
This is UTSA.....	8
This is San Antonio.....	26

## **The Roadrunners**

### **Returns**

Mathilde Hergott.....	34
Crystal Chidomere.....	35
Alana Heard.....	36
Niaga Mitchell-Cole.....	37
Akunna Elonu.....	38
Taylor Williams.....	39
Tesha Smith.....	40
Carlie Heineman.....	41

### **Newcomers**

Sara Anastasieska.....	42
Alexus Dukes.....	42
Kasia Kiejdrowska.....	42
Dempsey Thornton.....	43
Loryn Goodwin.....	43

### **Coaching Staff**

Head coach Lubomyr “Luby” Lichonczak.....	44
Associate head coach Kristen Holt.....	46
Assistant coach Nicole Dunson.....	47
Assistant coach Ela Mukosiej.....	47
Director of Operations Emily Sherman.....	48

## **2014-15 Season in Review**

2014-15 results.....	50
2014-15 final statistics.....	51
2014-15 Conference USA only statistics.....	52
2014-15 Conference USA standings/review.....	53

## **Records**

Team records.....	55
Individual records.....	56
Career top-10 records.....	57
Single-season top-10 records.....	58
1,000-point Club.....	59
Top-50 Scorers.....	60

500-rebound Club.....	61
Top-50 Rebounders.....	62
Opponent records.....	63

## **History**

Honor roll.....	65
Annual leaders.....	66
Year-by-year records.....	67
Year-by-year results.....	68
All-time series results.....	75
All-time letter winners.....	85
Monica Gibbs.....	86

## **CREDITS**

The 2015-16 UTSA women’s basketball fact book was designed, written and edited by Assistant Athletics Communications Director Zena Rex. Assistance provided by Assistant AD/Athletics Communications Kyle Stephens and Associate Athletics Communications Director Brian Hernandez. Photography was provided by Jeff Huehn.



## QUICK FACTS

### General Information

Institution	The University of Texas at San Antonio
Nickname	Roadrunners
Colors	Navy blue (289), orange (1665) and white
Founded	1969
Enrollment	28,628 (24,342 undergraduate)
Affiliation	NCAA Division I
Conference	Conference USA
President	Dr. Ricardo Romo
Athletics director	Lynn Hickey
Athletics phone	(210) 458-4161

### Coaching Staff

Head coach	Lubomyr Lichonczak (Idaho, '78)
Record at UTSA	30-32 (2 years)
Career record	181-183 (13 years)
Associate head coach	Kristen Holt
Assistant coach	Nicole Dunson
Assistant coach	Ela Mukosiej
Director of operations	Emily Sherman
Office phone	(210) 458-4171

### Team Information

2014-15 record	16-15
2014-15 Conference USA record / place	11-7 /t-4
2014-15 final national ranking	N/A
Starters R/L	2/3
Letter winners R/L	11/4
Newcomers	5

### History

First year of basketball	1981-82
All-time record	483-481
All-time conference record	215-201
All-time Oil Country Athletic Conference record	18-2
All-time Southland Conference record	172-172
All-time Western Athletic Conference record	10-8
All-time Conference USA record	15-19
NCAA tournament appearances	2 (2008, 2009)
Championships	3
Southland Conference (regular season) 2003, '09, '11 (West)	
Last NCAA tournament appearance	2009 (L, 87-82 (OT)) Baylor
Home arena / Capacity	Convocation Center / 2,650
Press row phone	(210) 458-4587

### Athletics Communications

Assistant director (women's basketball contact)	Zena Rex
Email	zena.rex@utsa.edu
Phone	(956) 739-4878
Fax	(210) 458-4569
Website	goUTSA.com
Facebook (UTSA)	UTSA Athletics
Twitter	@utsaathletics
Facebook (women's basketball)	/UTSA Women's Basketball
Twitter	@UTSAWBB
Instagram	UTSAAthletics
	UTSAWBB
Hashtag	#birdsup

## MEDIA INFORMATION

**WE ARE UTSA** | When referencing The University of Texas at San Antonio Athletics, please use the acronym **UTSA** and the nickname **Roadrunners**. Please refrain from using Texas-San Antonio, UT-San Antonio, UT-SA or any other variation.

**MEDIA COVERAGE** | The UTSA Athletics Communications Office assists members of the media with their coverage of all Roadrunners sports by providing player and coach interviews, feature ideas, pregame notes and updated statistics. In addition to the 2015-16 almanac, media members may check UTSA's official athletics website – goUTSA.com – for the latest information on all the department's 17 sports.

**INTERVIEWS** | All interviews with coaches and student-athletes must be arranged at least 24 hours in advance through women's basketball contact Zena Rex. Telephone interviews are available to the media on a "call-back" basis at a time that is convenient for the coach or student-athlete. Post-game interviews with coaches and student-athletes will be conducted on the court following a 10-minute "cooling off" period.

**MEDIA SERVICES** | Media members are encouraged to contact the UTSA Athletics Communications Office with credential requests at least 24 hours before a home match. Credentials can be picked up with proper photo identification at the Convocation Center. Phone lines and complimentary wireless Internet access for radio, SIDs and members of the print media are available along press row and the main press row phone number is 210.458.4566.

**PRACTICES** | UTSA welcomes all media to attend basketball practices during the season with 24 hours notice to the athletics communications office. In most cases, coaches and student-athletes are available after practice. Pre-match practices are closed to the media.

**INTERNET BROADCASTS** | All of UTSA's home games are slated to be broadcast live (audio) on goUTSA.com this season. Video streaming (subscription required) also will be available for all home games.



## 2015-16 SCHEDULE

Day	Date	Opponent (TV)	Location	Time (CT)
<b>Sat.</b>	<b>Oct. 31</b>	<b>Trinity #</b>	<b>San Antonio, Texas</b>	<b>2 p.m.</b>
<b>Sun.</b>	<b>Nov. 8</b>	<b>St. Edward's #</b>	<b>San Antonio, Texas</b>	<b>7 p.m.</b>
Sat.	Nov. 14	at Texas (LHN)	Austin, Texas	7 p.m.
Sat.	Nov. 21	at Abilene Christian	Abilene, Texas	2 p.m.
<b>Fri.</b>	<b>Nov. 27</b>	<b>Illinois State !</b>	<b>San Antonio, Texas</b>	<b>4 p.m.</b>
<b>Sun.</b>	<b>Nov. 29</b>	<b>Houston Baptist !</b>	<b>San Antonio, Texas</b>	<b>2 p.m.</b>
Thurs.	Dec. 3	at Texas State	San Marcos, Texas	7 p.m.
Sun.	Dec. 13	at Oklahoma	Norman, Okla.	2 p.m.
<b>Tues.</b>	<b>Dec. 15</b>	<b>Howard Payne</b>	<b>San Antonio, Texas</b>	<b>7 p.m.</b>
<b>Sat.</b>	<b>Dec. 19</b>	<b>Texas A&amp;M-Kingsville</b>	<b>San Antonio, Texas</b>	<b>2 p.m.</b>
<b>Mon.</b>	<b>Dec. 21</b>	<b>UT Arlington</b>	<b>San Antonio, Texas</b>	<b>7 p.m.</b>
<b>Mon.</b>	<b>Dec. 28</b>	<b>Texas Southern ^</b>	<b>San Antonio, Texas</b>	<b>2 p.m.</b>
<b>Tues.</b>	<b>Dec. 29</b>	<b>Bowling Green ^</b>	<b>San Antonio, Texas</b>	<b>2 p.m.</b>
Fri.	Jan. 1	at North Texas *	Denton, Texas	2 p.m.
Sun.	Jan. 3	at Rice *	Houston, Texas	2 p.m.
<b>Thurs.</b>	<b>Jan. 7</b>	<b>UAB *</b>	<b>San Antonio, Texas</b>	<b>7 p.m.</b>
<b>Sat.</b>	<b>Jan. 9</b>	<b>Middle Tennessee *</b>	<b>San Antonio, Texas</b>	<b>2 p.m.</b>
Sun.	Jan. 17	at UTEP * (ASN)	El Paso, Texas	2 p.m.
Thurs.	Jan. 21	at FIU *	Miami, Fla.	6 p.m.
Sat.	Jan. 23	at Florida Atlantic *	Boca Raton, Fla.	4 p.m.
<b>Thurs.</b>	<b>Jan. 28</b>	<b>Louisiana Tech *</b>	<b>San Antonio, Texas</b>	<b>7 p.m.</b>
<b>Sat.</b>	<b>Jan. 30</b>	<b>Southern Miss *</b>	<b>San Antonio, Texas</b>	<b>2 p.m.</b>
Thurs.	Feb. 4	at WKU *	Bowling Green, Ky.	7 p.m.
Sat.	Feb. 6	at Marshall *	Huntington, W.Va.	12 p.m.
<b>Thurs.</b>	<b>Feb. 11</b>	<b>Florida Atlantic *</b>	<b>San Antonio, Texas</b>	<b>7 p.m.</b>
<b>Sat.</b>	<b>Feb. 13</b>	<b>FIU *</b>	<b>San Antonio, Texas</b>	<b>1 p.m.</b>
Thurs.	Feb. 18	at LA Tech *	Ruston, La.	6:30 p.m.
Sat.	Feb. 20	at Southern Miss *	Hattiesburg, Miss.	4 p.m.
<b>Thurs.</b>	<b>Feb. 25</b>	<b>Charlotte *</b>	<b>San Antonio, Texas</b>	<b>7 p.m.</b>
<b>Sat.</b>	<b>Feb. 27</b>	<b>Old Dominion *</b>	<b>San Antonio, Texas</b>	<b>2 p.m.</b>
<b>Thurs.</b>	<b>March 3</b>	<b>UTEP *</b>	<b>San Antonio, Texas</b>	<b>7 p.m.</b>
Tues.-Sat.	March 8-12	C-USA Basketball Championships	Birmingham, Ala.	TBA

All times Central • schedule is tentative and subject to change

Home games in bold played at UTSA Convocation Center

# exhibition game • ! UTSA Thanksgiving Classic (San Antonio, Texas)

^ Rae & Craig Blair Memorial UTSA Holiday Classic (San Antonio, Texas) • \* Conference USA game



# 2015-16 UTSA ROSTER

**Head Coach**  
Lubomyr Lichonczak Idaho, '78

**Associate head coach**  
Kristen Holt Ohio, '72

**Assistant coach**  
Nicole Dunson UTSA, '05

**Assistant coach**  
Ela Mukosiej Seton Hall, '07

**Director of operations**  
Emily Sherman St. Norbert College, '09

## NUMERICAL

No.	Name	Pos.	Ht.	Yr.	Hometown (Previous School)
1	Kasia Kiejdrowska	F	6-0	Jr.	Gdynia, Poland (Mineral Area College)
2	Mathilde Hergott	G/F	5-10	Sr.	Jonage, France (Lycee Jean Mermoz)
3	Alexus Dukes	G	5-5	Fr.	Harker Heights, Texas (Harker Heights HS)
4	Crystal Chidomere	G	5-11	So.	Richmond, Texas (Bush HS)
5	Alana Heard	G	5-6	Jr.	Missouri City, Texas (Hightower HS)
11	Sara Anastasieska	G	5-11	Fr.	Sydney, NSW, Australia (Monte Sant Angelo Mercy College)
12	Niaga Mitchell-Cole	G/F	5-10	Sr.	San Antonio, Texas (Roosevelt HS)
21	Akunna Elonu	F	5-9	Sr.	Houston, Texas (Alief Elsik HS)
23	Dempsey Thornton	C	6-1	Gr.	Corpus Christi, Texas (King HS)
25	Taylor Williams	F	6-2	Jr.	Katy, Texas (Cinco Ranch HS)
30	Tesha Smith	C	6-1	Jr.	San Antonio, Texas (Wagner HS)
31	Carlie Heineman	G	6-0	So.	San Antonio, Texas (Brennan HS)
32	Loryn Goodwin	G	5-9	Jr.	Houston, Texas (Butler)

## ALPHABETICAL

Mathilde Hergott MAH-teeld | AIR-got

Niaga nye-AH-juh

Akunna Elonu AH-coon-uh | EE-lawn-oo

Tesha TEE-sha

Lubomyr Lichonczak LU-ba-meer  
li-KON-zack

Mukosiej moo-COE-shay

Anastasieska an-uh-stuh-see-es-ka

Kasia Kiejdrowska caw-SHA  
key-DRO-ska

No.	Name	Pos.	Ht.	Yr.	Hometown (Previous School)
11	Sara Anastasieska	G	5-11	Fr.	Sydney, NSW, Australia (Monte Sant Angelo Mercy College)
4	Crystal Chidomere	G	5-11	So.	Richmond, Texas (Bush HS)
3	Alexus Dukes	G	5-5	Fr.	Harker Heights, Texas (Harker Heights HS)
21	Akunna Elonu	F	5-9	Sr.	Houston, Texas (Alief Elsik HS)
32	Loryn Goodwin	G	5-9	Jr.	Houston, Texas (Butler)
5	Alana Heard	G	5-6	Jr.	Missouri City, Texas (Hightower HS)
31	Carlie Heineman	G	6-0	So.	San Antonio, Texas (Brennan HS)
2	Mathilde Hergott	G/F	5-10	Sr.	Jonage, France (Lycee Jean Mermoz)
1	Kasia Kiejdrowska	F	6-0	Jr.	Gdynia, Poland (Mineral Area College)
12	Niaga Mitchell-Cole	G/F	5-10	Sr.	San Antonio, Texas (Roosevelt HS)
30	Tesha Smith	C	6-1	Jr.	San Antonio, Texas (Wagner HS)
23	Dempsey Thornton	C	6-1	Gr.	Corpus Christi, Texas (King HS)
25	Taylor Williams	F	6-2	Jr.	Katy, Texas (Cinco Ranch HS)

### Starters returning (2)

Akunna Elonu (F / Sr.)(7.3 ppg, 7.3 rpg, 0.8 spg, 0.6 bpg)  
Mathilde Hergott (G/F / Sr.)(5.4 ppg, 1.7 rpg, 1.7 apg, 1.1 spg)

### Other letter winners returning (9)

Tesha Smith (C / Jr.)(7.6 ppg, 6.0 rpg, 0.4 bpg)  
Niaga Mitchell-Cole (G/F / Sr.)(6.4 ppg, 3.9 rpg, 1.0 spg, 0.9 bpg)  
Crystal Chidomere (G / So.)(4.5 ppg, 1.8 rpg, 1.3 apg, 0.6 spg, 0.4 bpg)  
Carlie Heineman (G / So.)(3.7 ppg, 0.6 rpg, 0.5 apg, 0.3 spg)  
Alana Heard (G / Jr.)(2.9 ppg, 1.8 rpg, 1.7 apg)  
Taylor Williams (F / Jr.)(0.5 ppg, 0.7 rpg, 0.5 bpg)

### Starters lost (3)

Kamra King (11.7 ppg, 2.8 rpg, 2.1 spg, 2.0 apg)  
Mannasha Bell (7.1 ppg, 7.1 rpg, 2.1 spg, 0.7 apg)  
Ashley Spaletta (6.8 ppg, 3.6 rpg, 2.0 apg, 1.8 spg)



# MEDIA/TV ROSTER



**1** kasia **KIEJDROWSKA**  
6-0 • F • Jr.-TR  
Gdynia, Poland



**2** mathilde **HERGOTT**  
5-10 • G/F • Sr.-3L  
Jonage, France



**3** alexus **DUKES**  
5-5 • G • Fr.-HS  
Harker Heights, Texas



**4** crystal **CHIDOMERE**  
5-11 • G • So.-1L  
Richmond, Texas



**5** alana **HEARD**  
5-6 • G • Jr.-2L  
Missouri City, Texas



**11** sara **ANASTASIESKA**  
5-11 • G • Fr.-HS  
South Wales, Australia



**12** niaga **MITCHELL-COLE**  
5-10 • G/F • Sr.-3L  
San Antonio, Texas



**21** akunna **ELONU**  
5-9 • F • Sr.-3L  
Houston, Texas



**23** dempsey **THORNTON**  
6-2 • C • Gr.-HS  
Corpus Christi, Texas



**25** taylor **WILLIAMS**  
6-2 • F • Jr.-2L  
Katy, Texas



**30** tesha **SMITH**  
6-1 • C • Jr.-2L  
San Antonio, Texas



**31** carlie **HEINEMAN**  
6-0 • G • So.-1L  
San Antonio, Texas



**32** loryn **GOODWIN**  
5-9 • G • Jr.-TR  
Houston, Texas



lubomyr **LICHONCZAK**  
Head coach  
Third season



kristen **HOLT**  
Associate Head Coach  
Third season



nicole **DUNSON**  
Assistant coach  
Third season



ela **MUKOSIEJ**  
Assistant coach  
First season



emily **SHERMAN**  
Director of Operations  
Fourth season

# THIS IS UTSA

## ABOUT UTSA



The University of Texas at San Antonio was founded on June 5, 1969, by the Texas Legislature to be a "university of the first class."



UTSA serves the San Antonio metropolitan area and the broader region of South Texas through programs and services offered at its Main, Downtown and HemisFair Park campuses and at its Park West Athletics Complex.



With nearly 29,000 students and more than 600 tenured and tenure-track faculty members, UTSA is the third-largest component of the University of Texas System. Ninety-eight percent of its full-time tenured and tenure-track faculty members hold doctorates or equivalent terminal degrees.



UTSA offers 158 degree programs at the bachelor's, master's and doctoral levels in the colleges of Architecture, Construction and Planning; Business; Education and Human Development; Engineering; Liberal and Fine Arts; Public Policy; and Sciences, as well as the Honors College, University College and Graduate School. Its research specialties include health, cybersecurity, energy, sustainability, and human and social development.



The university provides access to excellence for large numbers of historically underserved students: More than half of UTSA's students come from groups underrepresented in higher education and nearly half will be the first in their families to earn a college degree.



As the region's largest generator of engineers, artists, business professionals, teachers, scientists and technology managers, UTSA has produced nearly 107,000 graduates since awarding its first degree in 1974. Moreover, its local annual economic impact is \$1.2 billion and it supports an estimated 15,700 jobs in South Texas.



In addition to the top-tier educational advantages UTSA offers, the university has been recognized for its commitment to serving society. In 2015, it received the distinguished Community Engagement Classification from the Carnegie Foundation for the Advancement of Teaching




Dr. Ricardo Romo, a San Antonio native, became UTSA's fifth president in 1999 and is the first Hispanic president in the university's history.

## MAIN BUILDING



In 1973 construction began on UTSA's original campus, now known as the Main Campus, on a 600-acre tract in the rolling foothills of San Antonio's northwest side



UTSA opened the 11-acre Downtown Campus in 1997.





## MISSION STATEMENT


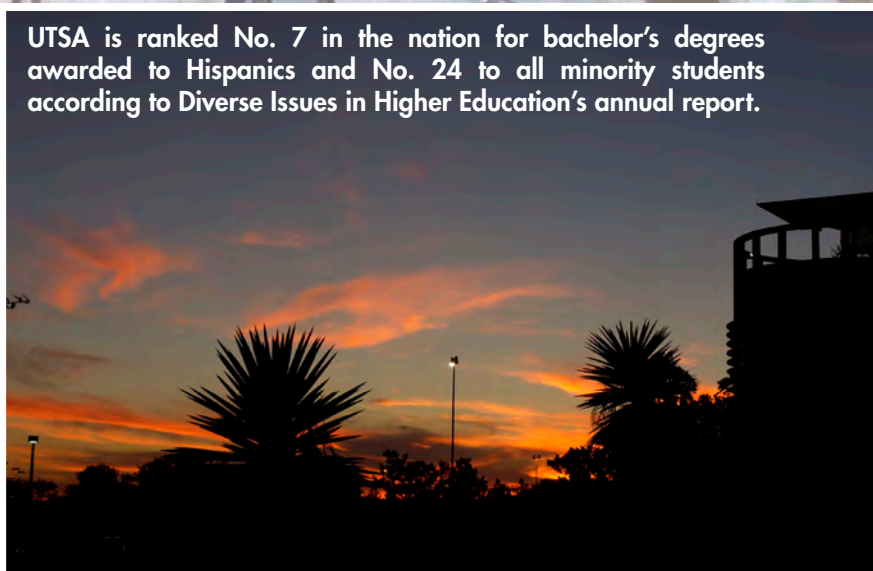
The University of Texas at San Antonio is dedicated to the advancement of knowledge through research and discovery, teaching and learning, community engagement and public service. As an institution of access and excellence, UTSA embraces multicultural traditions and serves as a center for intellectual and creative resources as well as a catalyst for socioeconomic development and the commercialization of intellectual property — for Texas, the nation and the world.



# UTSA®



UTSA is ranked No. 7 in the nation for bachelor's degrees awarded to Hispanics and No. 24 to all minority students according to *Diverse Issues in Higher Education's* annual report.



UTSA's cybersecurity program is ranked No. 1 in the nation according to a Ponemon Institute survey of IT professionals.

# CAMPUS LIFE



**LAUREL VILLAGE**



UTSA has five housing complexes on its Main Campus offering several styles of group living. On-campus housing accommodates more than 4,000 students. Students living on-campus are close to classrooms, the student center, food courts, library, athletics facilities and the student recreation center.

Laurel and Chaparral Villages are villa inspired suites with private bedrooms and a shared living space. Chisholm Hall is a traditional residence hall that offers a great place to find study partners or new friends. University Oaks is apartment living on campus that includes private bedrooms and a full kitchen. Alvarez Hall residents enjoy a private, fully-furnished bedroom with a shared, connecting bathroom, individual floor lounges, laundry facilities, a computer lab and a community kitchen.

**CHAPARRAL VILLAGE**




UTSA has three libraries — John Peace (JPL), Applied Engineering & Technology and Downtown Campus — that offer a rich blend of resources to support academic work including research assistance, printed materials, electronic books and articles, computers and other technology. Other features include reservable study rooms, high speed KIC scanners, textbooks on reserve, and multimedia equipment for checkout.

**ALVAREZ HALL**



Through the library's Get It For Me service, students can request books and articles to be delivered to their inboxes or to their library of choice for pick-up, free of charge. Using Library Quick Search, students have easy access to the library's vast collections, including the latest scholarly journals and more than 3,000,000 e-books.




Conveniently located in front of the John Peace Library on the Main Campus, the Sombrilla is a popular gathering place for UTSA students.



UTSA students, faculty and staff have many options for dining on campus.



Real Food on Campus at Roadrunner Café is an all-you-care-to-eat residential restaurant that includes fresh deli sandwiches, brickoven pizza and omelets.



The University Center (UC) Food Court houses Chili's Too, Mooyah, Panda Express and Taco Taco Cafe, while Starbucks, Subway and a C3 Convenience Store are a short walk away.



Other on-campus dining options include Smoothie King inside the Recreation and Wellness Center, Einstein Bros. Bagels in the Biotechnology, Sciences & Engineering Building, P.O.D. Express in the Main Building, Extreme Pita in the Business Building and a Starbucks, Subway, Grille Works, Pizza Hut, Monterey Cafe and C3 Convenience Store at the Downtown Campus.



The John Peace Library (JPL) Food Court houses Chick-fil-A, Subway, Sushic-The Sushi Company, Starbucks, Smoothie King, Papa John's and a C3 Convenience Store.

## RECREATION & WELLNESS CENTER



The UTSA Recreation & Wellness Center received the National Intramural and Recreational Sports Association Outstanding Facility Award in 2009.

# CAMPUS REC

The UTSA Recreation & Wellness Center is one of the largest campus recreation centers in the state of Texas, containing nearly 300,000 square feet of indoor and outdoor space. The facility consists of six program areas — fitness and wellness, open recreation, intramural sports, club sports, outdoor pursuits and aquatics.




The UTSA Recreation & Wellness Center houses more than 24,000 square feet of weight and cardio space.

Campus Recreation offers personal training, fitness assessments, nutritional guidance and group exercise for no additional fee. Group exercise consists of more than 25 classes ranging from yoga to kickboxing.


The 18,000 square-foot cardio room features numerous machines ranging from treadmills, ellipticals and stationary bikes to rowers and spin bikes.



The Outdoor Aquatics Center features a three-lane lap pool, leisure pool, lazy river, hot tubs, ample lounge space, a pair of beach volleyball courts and a basketball court.



The jogging track, one-sixth of a mile in length, circles above four regulation basketball courts.



The 54-foot rock-climbing wall is the largest of its kind on any campus in the state of Texas.



# A FOCUS ON

## ACADEMIC SERVICES

### MISSION STATEMENT

Team Academics was established in order to provide academic services for student-athletes. We provide the necessary academic support services for all student-athletes to be successful in the classroom and pursue an undergraduate degree while competing as an athlete. The center is dedicated to the academic and personal development of all student-athletes.

Consistent with the mission of the University of Texas at San Antonio, the Athletics Department is committed to provide an environment in which student-athletes can be successful academically, athletically and socially. In doing so, the department dedicates itself to absolute compliance with the rules of the University of Texas System, the university, Conference USA and the National Collegiate Athletic Association.

### VISION STATEMENT

The UTSA Athletics Department will be successful in its mission when ...

- Student-athletes achieve academically and compete athletically at the highest level and are prepared with skills for life.
- It achieves a level of social responsibility, honesty and integrity higher than is expected by the public and is required by laws, policies, guidelines and rules.
- Athletics is the focal point for school identity, pride and spirit among students, faculty, staff, alumni and the surrounding community.
- The community benefits from public service, affordable entertainment and economic growth derived from athletics.


### ACADEMIC SUCCESS

UTSA student-athletes have earned numerous academic awards during the past decade. A league-best 27 Roadrunners were named Southland Conference Student-Athlete of the Year in their respective sports, the conference's top honor for academic and athletics success. UTSA has had 16 student-athletes chosen as an Academic All-American, one of the top honors that can be bestowed upon a collegiate athlete, while 34 have earned Academic All-District accolades since 2003. In the last 10 years, more than 800 student-athletes have earned Southland and Western Athletic Conference academic honors.



# ACADEMICS

In April 2009, a state-of-the-art academic learning center opened its doors to UTSA student-athletes. The 4,000 square-foot Bodenstedt Athletic Learning Center houses five study carrels, two large conference rooms, a classroom, computer lab and office space for the Academic Services staff.



**COLIN  
HOWLETT**

**ASSOCIATE AD/  
ACADEMIC SERVICES**

Colin Howlett was hired in June 2010 as Associate Athletics Director for Academic Services at UTSA. He is responsible for overseeing academic support services for the entire department.

Howlett came to UTSA from Virginia Tech, where he was a member of the Student-Athlete Academic Support Services for 13 years. He began his tenure as Assistant Director in August 1997 and served in that capacity until his promotion to Associate Director in August 2001. He also was the Interim Director from July 2008-January 2009.

While in Blacksburg, Howlett was responsible for developing and implementing academic success programs and providing academic, career and personal counseling to student-athletes in the sports of football, men's and women's cross country, men's golf, men's and women's soccer and women's volleyball. He also assisted in the planning and development of the department's Learning Assistance Program, served as the liaison to the Registrar's Office and to the Office of Services for Students with Disabilities and helped coordinate the tutorial, peer mentor and study hall programs for all student-athletes.

Prior to his tenure at Virginia Tech, Howlett was an Academic/Athletic Counselor at Maine from 1996-97. He also spent two years at Austin Peay where he served as an Academic Services Intern from 1994-95 and as the Interim Compliance Coordinator for six months before joining the staff at Maine.

Howlett earned his bachelor's degree in business administration with an emphasis on human resource management from Susquehanna University in 1990. He received a master's degree in health and physical education with an emphasis in athletic administration from Southern Mississippi in 1994.



**SARA GOTHERF**  
ACADEMIC COORDINATOR



**BETH NOTEWARE**  
LEARNING SPECIALIST



**LYDIA PLACZEK**  
ACADEMIC COORDINATOR

## STUDENT-ATHLETE CAREER SERVICES

### Connecting UTSA Student-Athletes to Career Development Resources

*"There are more than 380,000 student-athletes and most of them go pro in something other than sports."*

— NCAA Public Service Announcement

The mission of the UTSA University Career Center is to assist students and alumni in identifying and developing the skills necessary to pursue lifelong career goals.

The Career Center provides comprehensive career planning, job search skill development and a wide range of tools and resources designed to assist students and alumni in conducting a successful job search.

The Career Center's website, *hireroadrunners.com*, contains full-time professional, internship, co-op, work-study and part-time job listings, which are updated daily.

Dozens of employers visit campus each year to interview UTSA students for full-time professional positions, as well as intern, co-op and other jobs. Multiple career fairs are held each semester and are attended by hundreds of employers from a variety of disciplines. These events offer information on full- and part-time jobs, internships and more.

The Career Center employs a total of 13 career counselors, one of which, Stefanie Cisneros, is dedicated to serving student-athletes at UTSA. Individual career counseling appointments are available with counselors to discuss any aspect of your career development. They will use a variety of methods to help you learn more about career interests, including free online career assessments.

In addition, career counselors can assist you in developing job search skills such as resumé writing, interview preparation and networking skills. Throughout the year, a variety of workshops are offered on various career-related topics, including several designed specifically for student-athletes.

# CAREER



### Why do employers seek student-athletes?

Student-Athletes possess many of the skills and abilities which are often sought by organization recruiters. Characteristics such as mental toughness, self-confidence, and performing under pressure are needed to be successful in any workplace. Listed below are additional qualities athletes can transfer from the playing field into the workplace.

#### TEN QUALITIES OF TEAM PLAYERS

- Time management
- Teamwork
- Goal-directed
- Competitive
- Confidence
- Persistence and endurance
- Loyalty
- Discipline
- Ability to accept constructive criticism
- Resilience

*Adapted from: Bohac, Jennifer. Career Game Plan for Student-Athletes, Prentice Hall, New Jersey, 2000.*





# SERVICES

## Career Center Partner Organizations

Hundreds of employers converge on the UTSA campus each year to participate in career fairs, information sessions and networking events and as guest speakers for workshops and in classrooms.

Listed below is a sampling of just a few of the organizations with which the Career Center partners. Organizations marked with an asterisk have previously hired UTSA student-athletes for internships or full-time positions.

AT&T \*  
bp Energy \*  
Capital Group Companies  
CIA  
CPS Energy  
Deloitte and Touche, LLP \*  
Enterprise \*  
Ernst & Young LLP  
FBI  
Frost Bank  
Harlandale ISD  
HEB  
Hyatt Hotels and Resorts \*  
Judson ISD \*  
KPMG LLP  
Marcus & Millichap Real Estate Investment \*  
Medtronic \*  
Microsoft Corporation  
NASA  
National Security Agency  
New York Life  
Northeast ISD  
Northrop Grumman  
Northside ISD  
Northwestern Mutual  
NuStar Energy  
Padgett Stratemann & Co., LLP  
Pape-Dawson  
Pepsi Bottling Group  
Planto Roe Financial Services, Inc.  
Raytheon  
San Antonio ISD  
Sapient Financial Group  
Southwest ISD  
Southwest Research Institute  
South San Antonio ISD  
Sportball Systems, Inc.  
Spurs Sports and Entertainment  
Target Corporation \*  
TCEQ  
Tesoro Companies, Inc.  
Toyota  
Union Pacific Railroad  
United States Census Bureau  
U.S. Department of State  
U.S. Marshals  
USAA  
Valero Energy Corporation  
Veteran's Administration  
Walgreens \*  
Walt Disney World  
Wells Fargo  
Westin  
YMCA  
Zachry Holdings, Inc.



## STEFANIE CISNEROS

### STUDENT-ATHLETE CAREER COUNSELOR

Stefanie Cisneros is in her eighth year as career counselor for all UTSA student-athletes and her 15th year as a staff member at the UTSA Career Center Office.

During her tenure, Cisneros has had the opportunity to speak to national audiences through professional presentations at the Southern Association of Colleges and Employers Annual Conference, the American Humanics Management Institute, the California Association for Counseling and Development Regional Conference and as a co-presenter at the National Careers Conference. Her most recent presentation, "Transfer the Magic from Playing Field to Career Field", addressed the career development needs of student-athletes and best practices for working effectively with student-athlete populations and athletics departments.

Cisneros is currently involved in several professional organizations, including memberships in the National Career Development Association (NCDA), Southern Association of Colleges and Employers (SoACE) and the National Association for Colleges and Employers (NACE).

Cisneros graduated from UTSA in 2001 with a bachelor of science degree in kinesiology and completed a master of arts degree in community counseling from UTSA in 2008.



# ATHLETIC MEDICINE

The UTSA Athletic Training Department is committed to providing the highest standard of sports medicine care to all Roadrunners student-athletes. This includes education, prevention, evaluation, recognition, treatment and rehabilitation of injuries and illnesses associated with athletic participation. Referral necessary for additional medical and psychological evaluation and treatment is also provided. The athletics training staff is dedicated to this mission and compliance with UTSA, Conference USA and NCAA rules and regulations.

The UTSA training staff works under the direction of Associate Athletics Director for Athletic Medicine, Jerry Greeson. All of the physicians that work with the training staff come from the University of Texas Health Science Center Medical School and those physicians, along with selected non-physicians, compose the sports medicine team.

The training staff is responsible for the care, prevention and rehabilitation of athletic injuries, taping and wrapping procedures, emergency situations should they occur, attendance of practices and home and away events that occur to 17 intercollegiate sports. UTSA student-athletes receive care from a centralized training center which has state-of-the-art therapeutic modalities and rehabilitation equipment to give student-athletes the best care available.

*UTSA student-athletes receive care from a centralized training center, which has state-of-the-art therapeutic modalities and rehabilitation equipment to give them the best care available.*




**JERRY GREESON**  
ASSOCIATE A.D./  
ATHLETIC MEDICINE



**BRENNA ELLIS**  
ASSOCIATE HEAD  
ATHLETIC TRAINER



**RHODIE MOSS**  
ASSISTANT ATHLETIC  
TRAINER



**JOSH MODICA**  
ASSISTANT ATHLETIC  
TRAINER



**MEGHAN MCCAFFREY**  
ASSISTANT ATHLETIC  
TRAINER



**SCOTT WILLIAMS**  
ASSISTANT ATHLETIC  
TRAINER



**Intern:** Kyle Kratzenberg

**MEDICAL CONSULTANTS**

Richard Holcomb, Jaime Garza, Hector Lopez,  
Timothy Palomera, David Schmidt

# STRENGTH & CONDITIONING

UTSA student-athletes are running faster and getting stronger thanks to a commitment to an enhanced strength and conditioning program and the renovated Patrick Clynes Family Strength & Conditioning Center.



## MISSION STATEMENT

The UTSA Strength & Conditioning Department provides athletes the means by which they can train consistently, sensibly and systematically over designated periods of time in a safe, clean and professional environment to help prevent injury and improve athletics performance.

## PHILOSOPHY

The philosophy of the University of Texas at San Antonio strength & conditioning program adheres strictly to the three proven scientific principles of adaptation ...

### SPECIFICITY

The transfer of a training adaptation to a gain in competition performance.

### OVERLOAD

Adaptation takes place when the magnitude of training is greater than normal and is achieved by prescribing the correct number of sets, repetitions and intensity of effort. The primary focus is the muscular and energy systems' adaptation to overload.

### PERIODIZATION

Training phases must be planned so that speed, agility, power and endurance will peak during the most important competitions.

## STRENGTH & CONDITIONING STAFF




**CHARLIE DUDLEY**  
DIRECTOR



**TRAVIS REUST**  
ASSOCIATE DIRECTOR





**DERRICK JENKINS**  
ASSOCIATE DIRECTOR



# UTSA SPIRIT

## THE MASCOT


The Roadrunner, a bird representative of the Texas Hill Country and the Southwest, was voted the UTSA mascot in 1977, defeating the armadillo in a student election. The choice was officially adopted in early 1978.



*Rowdy the Roadrunner was ranked No. 12 on Yahoo! Sports' Top 25 Most Unique Mascots*

## THE SCHOOL COLORS

Official colors of the University of Texas System are orange and white. Upon recommendation from the UTSA Student Representative Assembly, the Board of Regents approved the addition of navy blue to the orange and white for UTSA's colors for athletics competition.



## UTSA FIGHT SONG

*Go, Roadrunners, Go!  
On to vict'ry with all your might.  
Fight, Roadrunners, Fight!  
For the Blue and the Orange and the White.  
We fight for U-T-S-A  
Alma Mater proud and strong.  
Win, Roadrunners, Win!  
And unite in our battle song.*



## THE ALMA MATER

Music to "Hail UTSA," the alma mater of the University of Texas at San Antonio, was composed by Dr. Joe Stuessy, Professor of Music. Lyrics were written by Dr. Alan Craven, Director of the Division of English, Classics and Philosophy at UTSA.

### HAIL UTSA

*From our hills of oak and cedar  
To the Alamo  
Voices raised will echo  
As, in song, our praises flow.  
Hail Alma Mater!  
Through the years our loyalty will grow.  
The University of Texas at San Antonio*



# CONFERENCE USA



On May 4, 2012, UTSA accepted an invitation to join Conference USA. The Roadrunners officially joined the league on July 1, 2013, and now compete against teams from Charlotte, Florida Atlantic, FIU, Louisiana Tech, Marshall, Middle Tennessee, North Texas, Old Dominion, Rice, Southern Miss, UAB, UTEP and Western Kentucky.

"Today is another outstanding day to be a Roadrunner. We are very excited about our new partnership with Conference USA. It is a great fit for us, and it is a significant step forward for the University and the entire city of San Antonio."  
— UTSA President Dr. Ricardo Romo

"We are pleased to welcome UTSA to Conference USA. They are an amazing University in a very dynamic and vibrant city. Without a doubt, they will be a good fit for us. What is truly impressive is the way they launched their football program, which is a tribute to the strong leadership in place."  
— Conference USA Commissioner Britton Banowsky



UTSA Director of Athletics Lynn Hickey, UTSA President Dr. Ricardo Romo and Chairman of the Greater San Antonio Chamber of Commerce Football Task Force John Montford announced the University's move into Conference USA in a press conference on May 4, 2012.



## UTSA BY THE NUMBERS

- 7** Conference USA Championships
- 15** Conference USA Superlative Awards
- 19** Conference USA Individual Champions
- 18** Conference USA All-Academic Team members
- 54** Conference USA Academic Medal winners
- 64** All-Conference USA selections
- 279** Conference USA Commissioner's Honor Roll members

*\* as of July 1, 2015*



# BUILDING CHAMPIONS

## 2014-15 UTSA ACCOMPLISHMENTS

- Three Conference USA Championships (men's tennis, men's outdoor track & field, volleyball)
- Seven All-Americans
- Three C-USA Coaches of the Year (Aaron Fox, men's outdoor track & field; Laura Groff, volleyball; Jeff Kader, men's tennis)
- More than 30 All-C-USA honorees
- Capital One Academic All-American and National Football Foundation Scholar-Athlete (Nate Leonard)
- Eight C-USA All-Academic Team members
- 31 C-USA Academic Medal winners (3.75 GPA or better)
- 137 student-athletes on the C-USA Commissioner's Honor Roll



Led by AVCA All-Americans Dajana Boskovic and Jessica Waldrip, UTSA captured its second straight Conference USA regular season crown with a 15-1 league record in 2014.



The men's track & field team successfully defended their Conference USA Outdoor title in May 2015, marking the 10th straight year UTSA has won either an indoor or outdoor league championship.



Led by Conference USA Player of the Year Tomas Stillman, the men's tennis team claimed its second league title in the last four years by running through the 2015 C-USA Championship bracket in April.



# NCAA HOST INSTITUTION

UTSA has served as the host institution for 17 NCAA Championship events since 1998 and will welcome the 2018 Men's Final Four to the Alamodome.

## UTSA's NCAA Championship Legacy

- 1997 Men's Basketball Midwest Regional
- 1998 Men's Final Four
- 1998 Men's Golf Central Regional
- 2001 Men's Basketball Midwest Regional
- 2002 Women's Final Four
- 2003 Men's Basketball South Regional
- 2004 Men's Final Four
- 2005 Women's Volleyball Championship
- 2006 Women's Basketball San Antonio Regional
- 2007 Men's Basketball South Regional
- 2008 Men's Final Four
- 2010 Women's Final Four
- 2011 Men's Basketball Southwest Regional
- 2011 Women's Volleyball Championship
- 2014 Men's Basketball Second & Third Rounds
- 2014 Men's Golf San Antonio Regional
- 2015 Women's Golf Central Regional



## ABOUT SAN ANTONIO



San Antonio has a population of approximately 1.4 million, making it the nation's seventh-largest city. San Antonio was the fastest growing of the 10 largest cities from 2000-10.



With more than 20 million visitors per year, San Antonio is one of the top tourist destinations in the United States.



San Antonio boasts some of the state's most-visited attractions: The Alamo, The River Walk, SeaWorld® San Antonio and Six Flags® Fiesta Texas®.



Settled in 1718, San Antonio is one of the American West's oldest cities and its rich history surfaces in its architecture, neighborhoods, food, culture and traditions.



With 300 days of sunshine annually and an average temperature of 70 degrees, San Antonio is an ideal destination year round.



San Antonio has 14,518 acres of parks and 118 miles of mostly urban hike-and-bike trails in the metropolitan area.



San Antonio boasts one of the largest military concentrations in the country with Fort Sam Houston, Lackland Air Force Base and Randolph Air Force Base located in the city.



San Antonio is home to five Fortune 500 companies: Valero Energy, Tesoro Corporation, USAA, CST Brands, iHeartMedia.



The largest medical research and care provider in South Texas, the South Texas Medical Center, calls San Antonio home.




San Antonio is a sports town, as it is home to five professional sports franchises: the five-time NBA Champion Spurs, the WNBA's Stars, the American Hockey League's Rampage, the San Diego Padres' Double-A affiliate Missions and the North American Soccer League's Scorpions.



San Antonio is a sports destination, as it annually hosts the Valero Alamo Bowl, the U.S. Army All-American Bowl, the PGA Tour Valero Texas Open and the Champions Tour AT&T Championship. The city also has hosted three NCAA Men's Final Fours, two Women's Final Fours, six NCAA Basketball Regionals, three Big 12 Football Championship Games and Dallas Cowboys Training Camps.


THE ALAMO




# THIS IS



TOWER OF THE AMERICAS




# SAN ANTONIO



# SAN ANTONIO

## A DESTINATION CITY

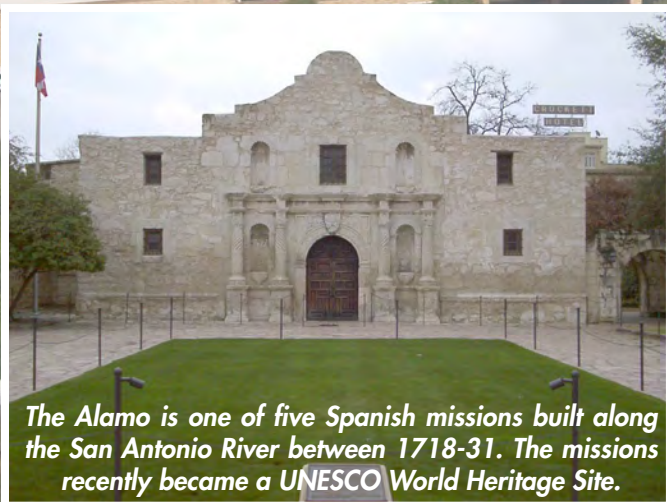
It's easy to see why more than 20 million people visit San Antonio each year. With 300 days of sunshine annually and an average temperature of 70 degrees, the nation's seventh-largest city is an ideal destination year round. The Alamo City boasts some of the state's most visited attractions: The Alamo, The River Walk, SeaWorld® San Antonio and Six Flags® Fiesta Texas®.



Schlitterbahn, in nearby New Braunfels, is the world's top-ranked waterpark.




Two of the nation's top theme parks, SeaWorld (left) and Six Flags Fiesta Texas, call San Antonio home.



The Alamo is one of five Spanish missions built along the San Antonio River between 1718-31. The missions recently became a UNESCO World Heritage Site.



Mission Concepcion



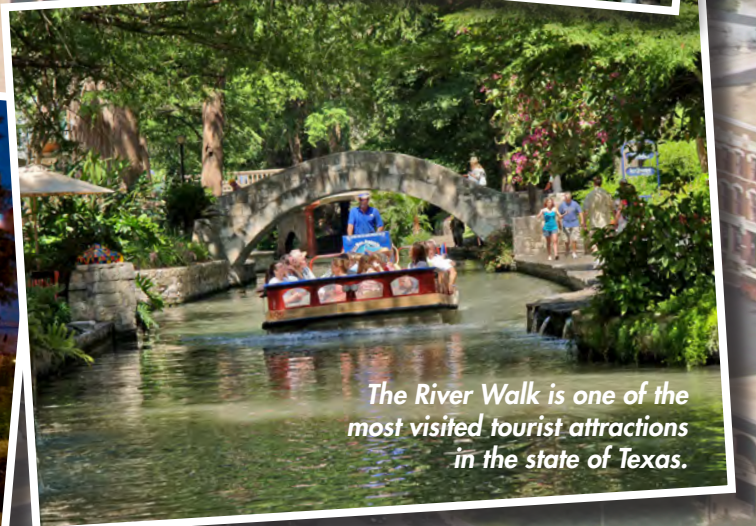


Mission San Juan



Mission San José



Mission Espada



# ALAMODOME



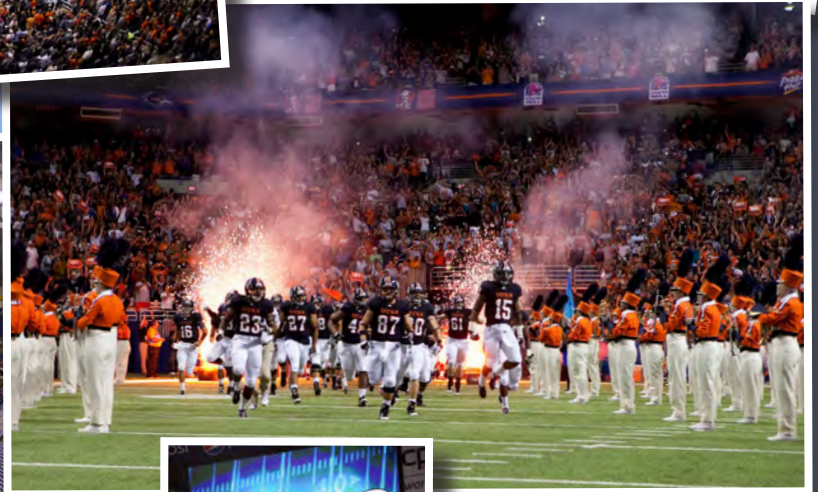

The Alamodome is scheduled to receive \$42 million in renovations in advance of the 2018 NCAA Men's Final Four. Improvements include wider concourses, new concession areas, a beer garden and outdoor terraces that will sit atop new wings on the east and west side of the stadium as well as larger locker rooms, an expanded media room and the addition of new LED video walls and ribbon board technology. In all, the additions will consist of 55,000 square feet of new space and the project is expected to be completed by May 2017.

Located just a short walk from the center of San Antonio's downtown district, the Alamodome is one of the top football venues in the state of Texas. With a seating capacity of more than 65,000 that includes 56 suites, the facility has hosted an array of annual football games, including the Valero Alamo Bowl, the *Dave Campbell's Texas Football Classic* and the U.S. Army All-American Bowl along with serving as the home of the UTSA Roadrunners. The Alamodome has hosted three Big 12 Championship Games and four Dallas Cowboys Training Camps and it served as the home stadium for the New Orleans Saints, who were displaced because of Hurricane Katrina, during much of the 2005 NFL season.

alamodome  
san antonio



# HOME OF THE ROADRUNNERS



56,743

UTSA set NCAA startup program records for inaugural game (56,743) and average season (35,521) attendance in 2011 and have averaged 30,384 fans through the first four campaigns at the Alamodome.



# NCAA COMPLIANCE

## THE NCAA RULES AND FANS

Compliance with NCAA rules is one of the highest priorities for our athletics program and institution. As a member of the NCAA, the University of Texas at San Antonio is accountable for the actions of its boosters and fans. Even the best-intentioned action on a fan's part may be a violation of NCAA rules. Please contact the UTSA Compliance Office if you have any questions concerning what is permissible. Inquiries should be directed to the UTSA Compliance Office at this address:

UTSA Compliance Office  
Intercollegiate Athletics  
One UTSA Circle  
San Antonio, TX 78249  
Phone: (210) 458-5493

## REPRESENTATIVES OF ATHLETICS INTERESTS

A "representative of UTSA's athletics interests," or booster, is anyone who:

- Has ever participated in or is currently a member of the various athletics department support groups;
- Has made a donation to the athletics program;
- Has helped arrange summer and/or vacation employment for student-athletes; or
- Has been involved, in anyway, in the promotion of UTSA's athletics program

## EXTRA BENEFITS

Prospective and current student-athletes may not receive extra benefits. An extra benefit is any special arrangement by an institutional employee or representative of the institution's athletic interests to provide a student-athlete or his/her family a benefit not authorized by NCAA legislation. Extra benefits would include, but are not limited to:

- An employment arrangement for a prospect's relatives;
- Gifts of clothing or equipment;
- Cosigning of loans;
- Providing loans to a prospect's relatives or friends;
- Cash or like items;
- Use of an automobile;
- Any tangible items, including merchandise;
- Free or reduced-cost services, rentals or purchases of any type;
- Free or reduced-cost housing
- Use of a college's athletic equipment;
- Sponsorship of or arrangement for an awards banquet for high school, prep school or two-year college athletes by a college, athletics representative or its alumni groups;
- Employment of a student-athlete at a rate higher than the wages paid for similar work; and
- Payment to a student-athlete for work not performed.

## RECRUITING

Only coaches and athletics department staff may be involved in the recruiting process. Athletic representatives are prohibited from contacting a prospective student-athlete or members of his/her family by telephone, letter, e-mail, or in person for the purpose of encouraging participation in athletics at The University of Texas at San Antonio. This includes contacting prospective student-athletes on social media (Facebook, Twitter, etc.) The prohibition remains in effect even after the prospect signs a national letter-of-intent (scholarship offer). You can do your part by forwarding names of any potential recruits to the UTSA coaching staffs.

## PROSPECTIVE STUDENT-ATHLETE

A prospective student-athlete is a person who has started classes for the ninth grade. You can become a prospect even if you have not started the ninth grade, if a college gives you or your relatives any financial aid help or other benefits that it does not give others.

Before a prospect can make an official visit to UTSA, he/she must present (1) a score from a PSAT, SAT or ACT test (through an official high school or testing agency), (2) an academic transcript, and (3) must register with the NCAA Eligibility Center and must be placed on the institution's Institution Request List with the NCAA Eligibility Center.

## VISITING UTSA

### OFFICIAL VISIT:

An "official visit" is a visit paid in whole or in part by the university and cannot exceed 48 hours in length. A prospect can make a total of five official visits, with a limit of only one per university.

### UNOFFICIAL VISIT:

An "unofficial visit" is a visit made at the prospect's own expense. The university may provide (a) three complimentary tickets to an on-campus athletics event in which the university's team is competing and (b) transportation to view off-campus practice and competition sites within a 30-mile radius. Prospects can make as many unofficial visits as they want.

More information concerning recruiting and initial eligibility can be found online at:

[ncaa.org](http://ncaa.org)  
[goUTSA.com](http://goUTSA.com)








# MEET THE ROADRUNNERS

# Mathilde HERGOTT



2

G/F

guard/forward | senior

height: 5-10

Jonage, France

high school: Lycee Jean Mermoz

## Junior (2014-15)

Saw action in 27 games and made 16 starts, including the final 15 games of the season...averaged 5.4 points, 1.7 rebounds and 1.1 steals per game...in first start of the year against Nicholls (Dec. 21), netted seven points and set career bests with six rebounds and four steals...scored in double figures five times, including a season-best 15 points against FIU (Feb. 5)...in that same game, Hergott went 7-for-11 with three rebounds, four assists, one block and three steals...shot 32 percent (55-for-172) from the field and 63.2 percent (12-for-19) from the charity stripe...averaged 21.9 minutes per game on the hardwood...with Hergott in the starting lineup, the Roadrunners went 10-6.

## Sophomore (2013-14)

Made 29 appearances for the Roadrunners during her sophomore campaign, including four starts...averaged 15.1 minutes on the hardwood a night...averaged 3.3 points an outing, to go with 1.2 boards...shot 64 percent (9-14) from the charity stripe...registered eight steals and five blocks (six steals came in C-USA play)...led the team in scoring twice – UTEP (Feb. 26) with 22 points and Marshall (March 5) with 17 points...matched a career-best three rebounds and set a career-high five assists against Tulsa (March 11)...scored a career-high 22 points against UTEP (Feb. 26) in an 8-for-12 effort, including 5-8 from behind the arc.

## Freshman (2012-13)

Appeared in 12 contests, including five in Western Athletic Conference play ... averaged 1.2 points, 0.4 rebounds and 4.5 minutes per game ... played a season-high 17 minutes off the bench against Concordia Texas (Nov. 12) and registered a season-best six points on a pair of 3-pointers ... also registered season highs of three assists and two rebounds in the contest.

## High School

Attended Lycee Jean Mermoz in Jonage, France ... played for the BLMA club team where she played for head coach Guy Pratt ... twice led her team to runner-up finishes at the French Championships ... selected to district, state and national teams ... a finalist for the French National Under-17 team in 2010.

## Personal

Full name is Mathilde Hergott ... born on Oct. 27, 1993, in Mulhouse, France ... daughter of Olivier and Laurence Hergott ... has two brothers, Alexandre, who played basketball collegiately and semi-professionally in France, and Lucas ... majoring in psychology.

## Career Stats

Season	GP-GS	Min./Avg.	Total		3-PT		FT		Rebounds				Scoring							
			FG-FGA	Pct.	FG-FGA	Pct.	FT-FTA	Pct.	Off	Def	Tot	Avg.	PF	FO	A	TO	BLK	STL	PTS	Avg.
2014-15	27-16	592/21.9	55-172	.320	23-86	.267	12-19	.632	15	31	46	1.7	40	0	47	61	17	30	145	5.4
2013-14	29-4	439/15.1	34-112	.304	19-61	.311	9-14	.643	6	29	35	1.2	43	1	27	27	5	8	96	3.3
2012-13	12-0	54/4.5	5-18	.278	3-9	.333	1-1	1.000	4	1	5	0.4	8	0	4	7	0	1	14	1.2
<b>TOTAL</b>	<b>68-20</b>	<b>1085/16.0</b>	<b>94-302</b>	<b>.311</b>	<b>45-156</b>	<b>.288</b>	<b>22-34</b>	<b>.647</b>	<b>25</b>	<b>61</b>	<b>86</b>	<b>1.3</b>	<b>91</b>	<b>1</b>	<b>78</b>	<b>95</b>	<b>22</b>	<b>39</b>	<b>255</b>	<b>3.8</b>

# Crystal CHIDOMERE



4  
G

guard | sophomore

height: 5-11

Richmond, Texas

high school: Bush HS

## Freshman (2014-15)

Appeared in 29 games in first season as a Roadrunner and averaged 13.4 minutes per game...fourth on the team in assists (37) and fifth in steals (11)...amongst all freshman in Conference USA, ranked sixth in assists per game (1.28), seventh in blocks per game (0.38) and ninth with 4.5 points per game...scored in double figures four times, including a career best 14 points against South Dakota (Dec. 28) where she went 7-for-19 with two rebounds, four rebounds and one steal...shot 34.4 percent (54-for-157) from the field and 65.5 percent (19-for-29) from the free throw line...named to the Conference USA Commissioner's Honor Roll.

## High School

Four-year letter winner and three-year starter for George Bush High School...back-to-back first team all-district selection (2011-13)...tabbed District 23 5-A Most Valuable Player as a senior...named to the Texas Association of Basketball Coaches (TABC) all-region team and the All-Greater Houston second team in 2014...member of the first team in Bush HS history to go undefeated and win a playoff game...member of the National Honor Society and graduated cum laude...also lettered in volleyball and track & field...was the district champion in the high jump in each of the two seasons she competed on the team.

## Personal

Full name is Nreomu Crystal Chidomere...born in Houston...daughter of Shedrack and Rose Chidomere...one brother, Chibuike, and three sisters, Victoria, Onyi and Chelsea...majoring in athletic medicine.

## Career Stats

Season	GP-GS	Min./Avg.	Total		3-PT		FT		Rebounds			Scoring								
			FG-FGA	Pct.	FG-FGA	Pct.	FT-FTA	Pct.	Off	Def	Tot	Avg.	PF	FO	A	TO	BLK	STL	PTS	Avg.
2014-15	29-0	390/13.4	54-157	.344	4-18	.222	19-29	.655	20	31	51	1.8	44	1	37	44	11	17	131	4.5
<b>TOTAL</b>	<b>29-0</b>	<b>390/13.4</b>	<b>54-157</b>	<b>.344</b>	<b>4-18</b>	<b>.222</b>	<b>19-29</b>	<b>.655</b>	<b>20</b>	<b>31</b>	<b>51</b>	<b>1.8</b>	<b>44</b>	<b>1</b>	<b>37</b>	<b>44</b>	<b>11</b>	<b>17</b>	<b>131</b>	<b>4.5</b>

# Alana HEARD



5

G

guard | junior

height: 5-6

Missouri City, Texas

high school: Hightower HS

## Sophomore (2014-15)

Played in all but two games in second season at UTSA and made 14 starts...made first collegiate start against Houston (Dec. 19) at the Athletes in Action Classic hosted by Texas Tech...finished the season averaging 2.9 points, 1.8 rebounds, 1.7 assists and 0.7 steals per game...scored a season-best six points on four occasions...matched a career best five assists against UT Arlington (Dec. 2)...shot 30.2 percent (26-for-86) from the field and 77.5 percent (31-for-40) from the free throw line...named to the Conference USA Commissioner's Honor Roll.

## Freshman (2013-14)

In debut season, appeared in 30 contests, missing only the final game of the season...put up 2.0 points a night while averaging 10.9 minutes an outing...totaled 43 rebounds, 40 assists and 26 steals...shot 50 percent (21-42) from the line and 32 percent from the field...recorded a career-best nine points against UT-Arlington (Nov. 17)...grabbed a career-high seven boards against Norfolk (Nov. 30), where she also registered a career-high six free throws...named to Conference USA Commissioner's Honor Roll.

## High School

Averaged 7.2 points, 6.4 assists, 4.9 rebounds and 3.1 steals per game as a senior at Hightower High School last season...was named the team's Most Valuable Player and earned first-team All-District 23-5A, and All-Greater Houston after the campaign...Heard helped lead the Lady Hurricanes to the UIL playoffs each season, including a spot in the Class 5A championship game as a freshman...Houston Chronicle placed her on its preseason All-Greater Houston team...in addition, she is a member of the National Honor Society and is a two-time recipient of the Fort Bend ISD Academic Excellence Award.

## Personal

Full name is Alana Renae Heard ... daughter of Andre and Clarissa ... has two brothers, Andre and De'Andre, and one sister, Alyssa ... majoring in communication.

## Career Stats

Season	GP-GS	Min./Avg.	Total		3-PT		FT		Rebounds				Scoring							
			FG-FGA	Pct.	FG-FGA	Pct.	FT-FTA	Pct.	Off	Def	Tot	Avg.	Pf	FO	A	TO	BLK	STL	PTS	Avg.
2014-15	29-14	452/15.6	26-86	.302	0-3	.000	31-40	.775	10	42	52	1.8	70	3	49	73	7	21	83	2.9
2013-14	30-0	327/10.9	20-63	.317	0-0	.000	21-42	.500	14	29	43	1.4	53	1	40	56	2	26	61	2.0
<b>TOTAL</b>	<b>59-14</b>	<b>779/13.2</b>	<b>46-149</b>	<b>.309</b>	<b>0-3</b>	<b>.000</b>	<b>52-82</b>	<b>.634</b>	<b>24</b>	<b>71</b>	<b>95</b>	<b>1.6</b>	<b>123</b>	<b>4</b>	<b>89</b>	<b>129</b>	<b>9</b>	<b>47</b>	<b>144</b>	<b>2.4</b>

# Niaga MITCHELL-COLE



# 12

# G/F

guard/forward | senior

height: 5-10

San Antonio, Texas

high school: Roosevelt HS

## Junior (2014-15)

Saw action in 20 games, including six starts to start the season... scored a career best 16 points in her first game of season against Abilene Christian (Nov. 19) where she went 5-for-13 from the field and a perfect 6-for-6 at the charity stripe with seven rebounds, two blocks and a career best five steals...scored in double figures four times... averaged 6.4 points, 3.9 rebounds, 1.0 steals and 0.9 blocks per game, while averaging 22.7 minutes per outing...shot 75.9 percent (41-for-54) from the free throw line...garnered the Conference USA Winter Spirit of Service Award.

## Sophomore (2013-14)

The sophomore appeared in 22 contests, earning a spot in the starting lineup on 12 occasions (nine straight starts)...averaged 4.3 points, 4.0 rebounds and 1.1 steals per game...posted double-digit points on three occasions, including a season-best 13 versus Northwestern State (Nov. 21)...matched a career-best 10 boards against Tulsa (Jan. 8)...tied for seventh on the team in rebounds (88), while also adding 18 assists, 13 blocks and 24 steals...seven of 13 blocks came in Conference USA play, which ranked 18th...shot 52 percent (28-54) from the free throw line and 27 percent from the field.

## Freshman (2012-13)

Came off the bench in all 30 games and averaged 5.0 points and 4.3 rebounds per contest ... upped those averages in Western Athletic Conference play with 5.7 points and 4.6 boards per outing ... shot 34.2 percent from the floor and 27.3 percent from behind the arc for the season including marks of 38.6 percent and 29.3 percent, respectively, in conference action ... reached double-figure scoring four times and led the team in scoring once ... led the team in rebounding five times ... finished with a season-high 15 points on the strength of a pair of 3-pointers against Louisiana Tech (Feb. 7) ... registered a double-double with 13 points and 10 rebounds against Seattle (March 2).

## High School

A four-year starter for head coach Robert Rheinberger at Roosevelt High School ... averaged 15.1 points, 11.1 rebounds, 5.4 steals, 5.0 assists and 3.7 blocks per game as a senior ... named All-Region IV by the Texas Association of Basketball Coaches (TABC) and first-team All-District 26-5A and to the San Antonio Express-News Super Team and all-area team ... named first-team all-district three times and earned second-team accolades as a freshman when she was the district's Newcomer of the Year ... also earned TABC all-region honors as a junior ... graduated summa cum laude and in the top 10 percent of her class with a 4.0 GPA to earn TABC academic all-state honors ... helped the Rough Riders track & field team to back-to-back district titles and went to state as a member of the 1,600-meter relay team.

## Personal

Full name is Niaga Mitchell-Cole ... born on March 19, 1994, in Tucson, Ariz. ... daughter of Mikal Cole and Kimberly Johnson ... has two sisters, Kiara and Alexis Johnson, and a brother, Michael Johnson ... majoring in sport, event and tourism management.

## Career Stats

Season	GP-GS	Min./Avg.	Total		3-PT		FT		Rebounds				Scoring							
			FG-FGA	Pct.	FG-FGA	Pct.	FT-FTA	Pct.	Off	Def	Tot	Avg.	Pf	FO	A	TO	BLK	STL	PTS	Avg.
2014-15	20-6	453/22.7	41-148	.277	4-31	.129	41-54	.759	21	57	78	3.9	33	0	9	35	17	20	127	6.4
2013-14	22-12	427/19.4	31-116	.267	4-31	.129	28-54	.519	41	47	88	4.0	56	2	18	27	13	24	94	4.3
2012-13	30-0	564/18.8	55-161	.342	18-66	.273	22-49	.449	59	69	128	4.3	60	1	12	31	15	24	150	5.0
<b>TOTAL</b>	<b>72-18</b>	<b>1444/20.1</b>	<b>127-425</b>	<b>.299</b>	<b>26-128</b>	<b>.203</b>	<b>91-157</b>	<b>.580</b>	<b>121</b>	<b>173</b>	<b>294</b>	<b>4.1</b>	<b>149</b>	<b>3</b>	<b>39</b>	<b>93</b>	<b>45</b>	<b>68</b>	<b>371</b>	<b>5.2</b>

# Akunna ELONU



# 21

forward | senior

height: 5-9

Houston, Texas

# F

high school: Elsik HS

## Junior (2014-15)

Appeared and started in all 31 contests for the Roadrunners...third on the team in scoring averaging 7.3 points per game...notched five double-doubles including the team's first of the year at UT Arlington (Dec. 2) on 15 points and 11 rebounds...Elonu's 15 points against UTA went down as a career-best for the Houston native...hit the game-winning free throws to defeat No. 24 Western Kentucky (Jan. 24) and snap its 14-game win streak and pick up the program's first ever win over a ranked opponent...set a career-high in rebounds against Old Dominion (Feb. 12) and then matched it against Louisiana Tech (March 1) two weeks later...scored in double figures eight times...shot a team-best 52 percent (90-for-173) from the field and 63.4 percent (45-for-71) from the free throw line...led the team in rebounds with 225 (7.3 per game), which was best for eighth in Conference USA...in C-USA only games, shot 55.8 percent (58-for-104) from the field which ranked fourth and averaged a 7.7 rebounds (138) per outing (ninth)...named to the C-USA Commissioner's Honor Roll.

## Sophomore (2013-14)

Appeared in 29 contests for the Roadrunners while starting 16, including eight straight...averaged 15.6 minutes per night, while averaging 3.7 points and 3.8 rebounds per game...shot 51 percent from the field (38-75) and 71 percent (31-44) from the line...went 9-10 from the charity stripe against Northern Iowa (Nov. 29), setting a career-high...recorded double-digit points on three occasions, including a career-high 14 against Florida Atlantic (March 1)...fifth on the team in rebounds, tallying a career-best 12 against Marshall (March 5)...was two rebounds shy of a double-double against FAU with 14 points and eight boards...named to the Conference USA Commissioner's Honor Roll.

## Freshman (2012-13)

Appeared in 22 contests including the start in a win at UT Arlington (Jan. 10) ... averaged 2.6 points, 3.1 rebounds and 9.1 minutes per game ... shot 40.4 percent from the floor ... saw action in 11 Western

Athletic Conference games and averaged 1.7 points, 2.5 boards and 6.5 minutes per contest ... led the team in rebounding four times ... scored seven points and pulled down a season-high eight rebounds in her collegiate debut against Texas-Pan American (Nov. 9) ... followed that performance up with a season-high 11 points and seven boards in a win against Concordia Texas (Nov. 12) ... played a season-best 25 minutes at Wichita State (Nov. 18).

## High School

Four-year letter winner for head coach La'Shawn Johnson at Alief Elsik High School in Houston ... averaged 20 points, 12.4 rebounds, 3.8 assists, 3.7 steals and 1.3 blocks per game as a senior ... earned All-Class 5A honors from the Texas Association of Basketball Coaches (TABC) ... also was selected to play in the TABC All-Star Game following her senior campaign ... picked up another all-state nod as a junior ... a TABC All-Region III selection and District 18-5A Most Valuable Player as a junior and senior ... she helped lead the Rams to a 98-25 record, including a perfect 48-0 mark in district play, during her career ... also helped the team to three area final fours, back-to-back area championships and a regional championship ... four-year letter winner with the volleyball and track & field programs ... led the volleyball squad to a district title as a senior and was a two-time district MVP ... graduated in the top 10 percent of her class and was an academic all-district pick ... also won Alief Elsik's President's Award twice.

## Personal

Full name is Akunna Elonu ... daughter of Dozie and Amaka Elonu ... youngest of five children ... has two brothers, Chinemelu (played basketball at Texas A&M from 2006-09 and was drafted by the Los Angeles Lakers in 2009) and Chibuzo (played basketball at Richland College from 2007-09 and Southeastern Oklahoma State from 2009-11), and two sisters, Adaora (played basketball at Texas A&M from 2008-12) and Adaeze (middle blocker on the East Texas Baptist volleyball team) ...majoring in psychology.

## Career Stats

Season	GP-GS	Min./Avg.	Total		3-PT		FT		Rebounds				Scoring							
			FG-FGA	Pct.	FG-FGA	Pct.	FT-FTA	Pct.	Off	Def	Tot	Avg.	PF	FO	A	TO	BLK	STL	PTS	Avg.
2014-14	31-31	777/25.1	90-173	.520	0-1	.000	45-71	.634	95	130	225	7.3	62	0	20	45	20	25	225	7.3
2013-14	29-16	453/15.6	38-75	.507	0-0	.000	31-44	.705	38	72	110	3.8	34	0	7	23	2	9	107	3.7
2012-13	22-1	201/9.1	23-57	.404	0-0	.000	12-22	.545	32	36	68	3.1	22	0	8	10	2	9	58	2.6
<b>TOTAL</b>	<b>82-48</b>	<b>1431/17.5</b>	<b>151-305</b>	<b>.495</b>	<b>0-1</b>	<b>.000</b>	<b>88-137</b>	<b>.642</b>	<b>165</b>	<b>238</b>	<b>403</b>	<b>4.9</b>	<b>118</b>	<b>0</b>	<b>35</b>	<b>78</b>	<b>24</b>	<b>43</b>	<b>390</b>	<b>4.8</b>

# Taylor WILLIAMS



# 25

# F

forward | junior

height: 6-2

Katy, Texas

high school: Cinco Ranch HS

## Sophomore (2014-15)

Made an appearance in 20 games for the Roadrunners and averaged 4.4 minutes per game on the hardwood...scored a career-best four points against Incarnate Word (Nov. 30) with three rebounds...at the Athletes in Action Classic, played 12 minutes and grabbed a career-high five boards and notched first career steal against Houston (Dec. 19)...averaged 0.5 points, 0.7 rebounds and 0.5 blocks per game while shooting 80 percent (4-for-5) from the field and 50 percent (2-for-4) from the free throw line...named to the Conference USA Commissioner's Honor Roll.

## Freshman (2013-14)

The Katy native appeared in nine contests for the Roadrunners in her debut season...averaged 0.4 rebounds, 0.2 points and 0.1 blocks per game...played a season-best eight minutes against UAB (Feb. 12), where she grabbed a career-high four boards and scored two points... named to the Conference USA Commissioner's Honor Roll.

## High School

Played for head coach Michelle Morris at Cinco Ranch High School. A three-star recruit and ranked as the No. 38 forward in the nation by ESPN HoopGurlz, Williams tore her ACL at the beginning of her senior year. She was named District 19-5A Defensive Most Valuable Player her junior year after totaling 81 blocks. She was an honorable mention all-state pick by Vype Magazine and was a Greater Houston Girls Basketball Association All-Star Game nominee. Williams also has earned first-team academic all-district honors twice.

## Personal

Full name is Taylor Williams ... daughter of James and Karen Williams ... has two brothers, Devin and Tomaz ... majoring in athletic medicine.

## Career Stats

Season	GP-GS	Min./Avg.	Total		3-PT		FT		Rebounds			Scoring								
			FG-FGA	Pct.	FG-FGA	Pct.	FT-FTA	Pct.	Off	Def	Tot	Avg.	PF	FO	A	TO	BLK	STL	PTS	Avg.
2014-15	20-0	87/4.4	4-5	.800	0-0	.000	2-4	.500	4	9	13	0.7	8	0	0	2	9	1	10	0.5
2013-14	9-0	19/2.1	1-4	.250	0-0	.000	0-0	.000	2	2	4	0.4	2	0	0	2	1	0	2	0.2
<b>TOTAL</b>	<b>29-0</b>	<b>106/3.7</b>	<b>5-9</b>	<b>.556</b>	<b>0-0</b>	<b>.000</b>	<b>2-4</b>	<b>.500</b>	<b>6</b>	<b>11</b>	<b>17</b>	<b>0.6</b>	<b>10</b>	<b>0</b>	<b>0</b>	<b>4</b>	<b>10</b>	<b>1</b>	<b>12</b>	<b>0.4</b>

# Tesha SMITH



# 30

# C

center | junior

height: 6-1

San Antonio, Texas

high school: Wagner HS

## Sophomore (2014-15)

Smith was the team's sixth woman off the bench as she finished second on the team in scoring with 7.6 points per game and was third in rebounds with 6.0 per outing (187)...appeared in all 31 games for UTSA and shot 48.7 percent (97-for-199) from the field, which was ninth best in Conference USA...from the free throw line, Smith fired 51.8 percent (43-for-83)...totaled three double-doubles on the year...scored in double figures 12 times and grabbed double-digit rebounds five times, including a career-best 14 against UTEP (Feb. 21)...in league-only games, shot 47.4 percent (65-for-137) from the field which ranked 14th and averaged 6.5 rebounds (117) per game (17th)...netted a career-best 21 points on 9-of-15 shooting at Rice (March 5), to go with eight rebounds...matched a career-high three blocks against North Texas (Jan. 4) and scored 17 points on 6-of-11 shooting and was 5-of-9 from the charity stripe.

## Freshman (2013-14)

Smith appeared in 30 of 31 games and earned a spot in the starting lineup on seven occasions...picked up C-USA Freshman of the Week honors (Feb. 24)...fourth on the team in scoring with 7.3 points a night...averaged 16.0 minutes on the hardwood while shooting 50 percent from the field (85-160)...led the team in rebounds with 168, averaging 5.6 a night...second on the team in blocks (20), which ranked 20th in C-USA...scored in double-figures on 10 occasions, including a career-high 19 against FIU (Feb. 5)...posted four double-doubles, including her first collegiate double-double in the season opener against Texas (Nov. 10)...led the team in scoring in seven contest and 10 times in rebounds...recorded a career-best 12 rebounds against East Carolina (Feb. 20).

## High School

Played for former Roadrunner Christina Camacho and was a two-year starter at center for the Wagner High School T-Birds...two-time all-state, all-region and all-area selection (2012, 2013)...was a McDonald's All-American nominee...earned District 25-5A Newcomer of the Year

accolades from the Texas Association of Basketball Coaches (TABC)...garnered District 5A MVP accolades...ranked as the No. 1 rebounder in the Alamo City.

## Personal

Full name is Tesha Smith...born Sept. 3, 1994 in San Antonio...daughter of Karen Smith...has one brother, Patrick, and one sister, Diamond...majoring in multidisciplinary studies.

## Career Stats

Season	GP-GS	Min./Avg.	Total		3-PT		FT		Rebounds				Scoring							
			FG-FGA	Pct.	FG-FGA	Pct.	FT-FTA	Pct.	Off	Def	Tot	Avg.	PF	FO	A	TO	BLK	STL	PTS	Avg.
2014-15	31-0	542/17.5	97-199	.487	0-0	.000	43-83	.518	69	118	187	6.0	92	6	6	61	13	7	237	7.6
2013-14	30-7	480/16.0	85-160	.531	0-0	.000	49-75	.653	60	108	168	5.6	82	1	4	33	20	13	219	7.3
<b>TOTAL</b>	<b>61-7</b>	<b>1022/16.8</b>	<b>182-359</b>	<b>.507</b>	<b>0-0</b>	<b>.000</b>	<b>92-158</b>	<b>.582</b>	<b>129</b>	<b>226</b>	<b>355</b>	<b>5.8</b>	<b>174</b>	<b>7</b>	<b>10</b>	<b>94</b>	<b>33</b>	<b>20</b>	<b>456</b>	<b>7.5</b>



# Carlie HEINEMAN



# 31

# G

guard | sophomore

height: 6-0

San Antonio, Texas

high school: Brennan HS

## Freshman (2014-15)

Appeared in 20 contests and made one start (Texas, Nov. 15) in first season at UTSA...a three-point range shooter, Heineman led the Roadrunners with 33.8 percent (22-for-65) shooting from long range...averaged 11.0 minutes per night with 3.7 points per game...netted career-best 15 points in start against Texas on 5-of-10 shooting from behind the arc...at the UTSA Thanksgiving Tournament, grabbed a career-best three rebounds and scored nine points against Incarnate Word (Nov. 30)...in the Roadrunners' upset of No. 24 WKU (Jan. 24), only points of the game came on a pair of free throws...concluded the season with 74 points, 12 rebounds, nine assists, six steals and one block...earned the Conference USA Academic Medal and was recognized on the C-USA Commissioner's Honor Roll.

## High School

Four-year letter winner at Brennan High School in San Antonio where she played under former UTSA assistant coach Koty Cowgill...tabbed 2011 Newcomer of the Year...voted a first team all-district selection in back-to-back season (2012-14)...named to the all-region and all-state team in 2014...selected to the San Antonio Express News Super Team as a senior...member of the National Honor Society...garnered first team all-academic honors...in final season at Brennan, Heineman helped lead the team to a 34-2 overall record while capturing the district and region title; team reached the state semifinals that year...concluded her career at Brennan averaging 12.4 points, 2.9 assists, 3.2 rebounds, 1.5 steals and 0.5 blocks per game.

## Personal

Full name is Carlie Heineman...born Jan. 22, 1996 in San Antonio...daughter of Mike and Theresa Heineman...one sister, Kinzie...majoring in English.

## Career Stats

Season	GP-GS	Min./Avg.	Total		3-PT		FT		Rebounds			Scoring								
			FG-FGA	Pct.	FG-FGA	Pct.	FT-FTA	Pct.	Off	Def	Tot	Avg.	PF	FO	A	TO	BLK	STL	PTS	Avg.
2014-15	20-1	220/11.0	25-78	.321	22-65	.338	2-2	1.000	5	7	12	0.6	15	0	9	10	1	6	74	3.7
<b>TOTAL</b>	<b>20-1</b>	<b>220/11.0</b>	<b>25-78</b>	<b>.321</b>	<b>22-65</b>	<b>.338</b>	<b>2-2</b>	<b>1.000</b>	<b>5</b>	<b>7</b>	<b>12</b>	<b>0.6</b>	<b>15</b>	<b>0</b>	<b>9</b>	<b>10</b>	<b>1</b>	<b>6</b>	<b>74</b>	<b>3.7</b>



## Sara ANASTASIESKA

11

Freshman • G • 5-11

Sydney, NSW, Australia • Monte Sant Angelo Mercy College

### High School

Six-year starter for Monte Sant Angelo Mercy College in North Sydney...averaged 14.8 points, 8.0 rebounds and 2.0 assists per game during her senior year where she also led the team to a 13-3 overall record and third place finish at district...in 2013, was named to the Australian U17 Oceania Team and the U18 New South Wales (NSW) State Team (2014)...also tabbed Australian All Schools Women's Team in 2014 and in 2015 was named to the U20 NSW State Team...through three seasons between 2012-14, helped lead the U16 and U18 Norths Bears team to undefeated seasons through district and state and in 2014 finished fifth in the country...also participated in track & field and volleyball...helped lead the track & field program to a first place finish at the NSW All Schools State Championship in 2011 and 2012...as a senior, member of the 23-2 volleyball team that placed first in district.

### Personal

Full name is Sara Anastasieska...born Jan. 11, 1997 in Skopje, Macedonia...daughter of Sasho and Jenny Anastasieska...one sister, Stefani...majoring in athletic medicine.



## Alexis DUKES

3

Freshman • G • 5-5

Harker Heights, Texas • Harker Heights HS

### High School

Three-year starter for the Harker Heights Knights...garnered first team all-district honors and was a McDonald's All-American nominee her senior year and was also a Texas Association of Basketball Coaches 6A Region II All-Region first team selection...in 2012, was tabbed District 12-5A Newcomer of the Year...named all-district her sophomore and junior campaigns...led the Knights to a 35-2 overall record her freshman year but went 29-0 before facing the team's first loss.

### Personal

Full name is Alexis Dukes...born April 24, 1997 in Fort Campbell...daughter of Donnie and Tracey Dukes...two brothers, Josh and DJ...one sister, Shay...cousin, Genard Avery, plays football for the University of Memphis...majoring in criminal justice.



## Kasia KIEJDROWSKA

1

Junior • F • 6-0

Gdynia, Poland • Mineral Area College

### Prior to UTSA (Mineral Area College)

Played two seasons at Mineral Area College in Park Hills, Mo...led her team with 13.2 points per game her sophomore campaign and added 4.2 rebounds, 3.1 assists, and 1.7 steals per night...scored in double figures 23 times, including a season-best 31 against Marshalltown (1/27/15)...earned NJCAA Third Team All-American honors in final season at Mineral Area College...also named first team all-conference and Region XVI all-region team...off the court, was recognized for her efforts in the classroom as she was honored with the NJCAA award for Exemplary Academic Achievement...helped lead team to a region and conference title.

### Personal

Full name is Katarzyna Kiejdrowska...born Jan. 18, 1999 in Nowe Miasto Lubawskie, Poland...daughter of Mieczyslaw and Aleksandra Kiejdrowska...majoring in business.



## Dempsey THORNTON

23

Graduate • C • 6-1

Corpus Christi, Texas • King HS

### 2011-14 (UTSA)

Four year letter winner for the UTSA volleyball team...helped the Roadrunners to back-to-back Conference USA regular season titles and a tournament crown in 2013...recognized by C-USA with the Spirit of Service Award during senior campaign and was also a first team selection...in the classroom, Thornton was one of the top-100 business students at UTSA and was tabbed to the C-USA All-Academic Team, was a Capital One Academic All-District honoree and was awarded with the C-USA Academic Medal...concluded her volleyball career ranked seventh in the all-time UTSA record books in total attempts with 3,676.

### High School

A four-year starter who was one of the top players in the state of Texas...named a PrepVolleyball.com All-American...tabbed first-team 5A All-State and earned UIL State All-Tournament Team honors...named the 2010 Corpus Christi Caller-Times All-South Texas MVP and was tabbed the District 27-5A MVP and Outstanding Hitter...earned the Nike Pearland Invitational MVP and was the LoneStar Volleyball Player of the Week...was the 2010 Lone Star Volleyball Player of the Year Runner-Up...helped team to the No. 1 ranking in the Texas AP poll and No. 8 national ranking in the ESPN RISE poll...four-year starter in basketball who earned Texas Basketball Magazine All-State, All-Region IV and first-team All-South Texas honors after helping her team to a district title with a 30-8 record...named the All-South Texas Defensive Player of the Year...a National Honor Society member who was ranked fifth in her graduating class of 707 students...named the 2010 Corpus Christi Caller-Times/Citgo South Texas Distinguished Scholar-Athlete.

### Personal

Born Feb. 5, 1993, in Corpus Christi, Texas...daughter of Joan Thornton and the late Gerald Thornton...one brother, Schuyler...graduated May 2015 with a degree in sport, event and tourism management and is currently working on her master's.



## Loryn GOODWIN

32

Junior • G • 5-9

Houston, Texas • Butler • Cypress Falls

### Prior to UTSA (Butler, North Texas)

Started out collegiate career at North Texas and playing one season (2012-13) earning Sun Belt Freshman of the Year honors...averaged 13.1 ppg and broke the single-season record for most 3-pointers with 64...only player in the nation with consecutive games of seven 3-point field goals...set a freshman UNT record with seven 3-pointers in a game...led the Sunbelt and ranked second in the nation amongst frosh with 83 steals...transferred to Butler for 2013-14 season but had to sit out due to transfer rule...named All-BIG EAST honorable mention for the 2014-15 season...led Butler in scoring at 15.6 ppg...posted four double-double performances over the year, including a 26 point, 15 rebound outburst against Creighton (1/4/15)...in debut with the Bulldogs, netted 18 points against Chattanooga (11/19/14)...matched season-high of 26 points at Marquette (1/11/15) on 9-of-14 shooting...reached double figures 19 times in 23 games played

(21 starts)...shot 38 percent (125-of-321) from the field and 31 percent (23-of-73) from beyond the arc...totaled 145 rebounds, 78 assists and 48 steals.

### High School

Earned four varsity letters during prep career...averaged 18.6 points, 7.8 rebounds, 5.1 assists and 3.6 steals as a senior at Cypress Falls HS...led the Eagles to the state semifinals after posting a 37-3 overall record, including a perfect 13-0 league mark...helped Cypress Falls to a state ranking of fourth and 36th on the national level...prior to that, Goodwin attended Temple HS and averaged 19.7 points, 5.3 rebounds, 4.7 steals and 3.0 assists...all-state selection...named to the all-academic team all four years of prep career...named a district MVP.

### Personal

Daughter of Trampas and Laura Goodwin...three brothers, Terris, TJ and Jayden...cousin, Marquise Goodwin, plays football for the Buffalo Bills...majoring in business marketing.



## HEAD COACH

### Lubomyr Lichonczak

(Idaho, 1985 • Third Season)

**Record at UTSA: 30-32 • Career record: 181-183 (.497), 13 years**

Head coach Lubomyr Lichonczak begins his third season at the helm of the UTSA women's basketball program after becoming the eighth head coach in program history in the summer of 2013.

After completing his first season as head coach with an overall record of 14-17 and a 15th place finish in Conference USA, Lichonczak led his Roadrunners to a 16-15 mark during the 2014-15 season and a tie for fourth in the league standings, which earned the team a first-round bye at the Conference USA Basketball Championship. The Roadrunners went on to face Old Dominion once again in the quarterfinals and suffered

a loss to end the season.

He guided the team to the program's first-ever win over a nationally ranked team when the Roadrunners defeated No. 24 WKU, 64-63, at the Convocation Center. Lichonczak also mentored the only Roadrunner to lead the team in scoring all four years in Kamra King. In her final season, King became the all-time leader in games started (118), surpassing Monica Gibbs' 113 career starts.

With his guidance, the Roadrunners led the league in rebounding margin, grabbing 3.2 more rebounds than its opponents. UTSA was also second in scoring defense allowing 58.7 points per game and finished third in blocks (3.8) and steals (10.3) per game.

During the 2013-14 season, his first leading the program and the Roadrunners inaugural season in Conference USA, UTSA made an appearance in the conference tournament and upset 10th-seeded Tulsa in its first game before being knocked out by Old Dominion in the second round.

Prior to taking over the women's program in 2013, Lichonczak spent 11 years on the Roadrunners' coaching staff, including nine as the associate head coach. He was hired at UTSA prior to the 2002-03 season and spent two campaigns as an assistant before being promoted to associate head coach. Lichonczak primarily worked with the post players and served as the program's scouting coordinator and team academic liaison and assisted with scheduling and recruiting.

During his time on the UTSA bench, he helped mentor 23 all-conference selections – including seven first-team All-Southland Conference picks – one Southland Player and Defensive Player of the Year (Monica Gibbs/2009), three Southland Newcomers of the Year (Dwella Holliday, 2003/Vivian Ewalefo, 2006/Onika Anderson, 2008) and a pair of Southland Freshmen of the Year (Richelle Parks, 2005/Monica Gibbs, 2006).

He was instrumental in helping UTSA win back-to-back Southland Tournament Championships to earn the program's only NCAA Tournament appearances in 2008 and '09. The 2008-09 squad posted a school-record 24 wins and became the first No. 15-seed in the history of the NCAA Division I Championship to take a No. 2-seed to overtime.



In addition to the squad's accomplishments on the court, Lichonczak aided several student-athletes in the classroom. Ryba Pawlaczyk earned ESPN The Magazine/CoSIDA Academic All-District IV, Southland Student-Athlete of the Year and first-team Southland All-Academic in 2009, while Nicole Dunson took home the league's Student-Athlete of the Year and first-team all-academic honors in 2005.

Lichonczak came to the Alamo City after spending the 2001-02 campaign as the associate head coach at Colorado State where he helped the Rams to a 24-7 mark, including a 12-2 league record en route to the Mountain West Regular Season Championship and an at-large berth in the NCAA Tournament.

His stint in Fort Collins came after an 11-year run as the head coach at Radford (1990-2001). Lichonczak coached the Highlanders to a 151-



151 (.500) overall record and 99-53 (.651) mark in Big South Conference games. His 151 wins rank second in program annals.

Under his guidance, Radford claimed six consecutive Big South Tournament titles (1991-96) and made three straight NCAA Tournament appearances (1994-96). Lichonczak earned Big South Coach of the Year honors in 1992 after the squad posted a 20-9 record and 11-1 league ledger en route to a conference regular-season title.

Lichonczak was an assistant under Hickey at Texas A&M from 1987-90 after a pair of seasons (1985-87) at Old Dominion, where he helped the Monarchs to the 1987 Sun Belt Conference Championship and an NCAA Tournament berth. Prior to his time in Norfolk, Va., Lichonczak was an assistant at Ohio State from 1980-85 and aided the Buckeyes to four consecutive Big Ten titles (1982-85) and NCAA Tournament appearances in 1982, '84 and '85. The 1985 squad finished the season with a 26-2 record, 18-0 Big Ten mark and advanced to the Elite Eight before falling to Old Dominion, the eventual national champion.

His coaching career began at his alma mater, Idaho, in 1978. In his final campaign with the Vandals, the squad went 25-6 and claimed the Region IX Championship to advance to the Association for Intercollegiate Athletics for Women (AIAW) Division II National Tournament.

Along with his collegiate experience, Lichonczak served in the WNBA as an advance scout for the San Antonio Silver Stars in 2010 and was a first assistant and offensive coordinator for the Washington Mystics in 2009. In addition, he was an assistant coach for the Nigerian Women's National Team in 2007.

Lichonczak, who earned a bachelor of science degree in social studies and education from Idaho in 1978 and a master of arts degree in athletic administration from Ohio State in 1985, and his wife, Maryann, have a son, Yov, and a daughter, Nika.



### The Luby File

#### Education

Idaho, 1978 - B.S. social studies and education  
Ohio State, 1985 - M.S. athletic administration

#### Coaching Background

Head coach, UTSA (2013-Present)  
Associate head coach, UTSA (2004-13)  
Assistant coach, UTSA (2002-04)  
Associate head coach, Colorado State (2001-02)  
Head coach, Radford (1990-2001)  
Assistant coach, Texas A&M (1987-90)  
Assistant coach, Old Dominion (1985-87)  
Assistant coach, Ohio State (1980-85)  
Assistant coach, Idaho (1978-80)

#### WNBA Coaching Background

Advanced scout, San Antonio Silver Stars (2010)  
First assistant, Washington Mystics (2009)

#### Achievements

- 3 NCAA Tournament (1994, '95, '96)
- 1 Big South Conference regular season championships (1991-92)
- 6 Big South Tournament championships (1991, '92, '93, '94, '95, '96)
- 1992 Big South Coach of the Year
- Big South Coach of the Decade (1990s)
- Second winningest coach in Radford history (151 wins)
- 1 20-win season
- 6 seasons with 15 or more wins
- 2 Big South Player of the Year selections
- 2 Big South Rookie of the Year selections
- 4 Big South Tournament MVP's
- 18 all-conference selections
- 9 First Team All-Big South Conference selections
- 2 Big South Scholar-Athlete of the Year honorees

#### Year-by-Year Record

<u>Radford (1990-01)</u>	
1990-91.....	13-17
1991-92.....	20-9
1992-93.....	17-11
1993-94.....	18-12
1994-95.....	15-15
1995-96.....	17-12
1996-97.....	12-16
1997-98.....	14-14
1998-99.....	11-17
1999-00.....	11-17
2000-01.....	10-18
<b>Record.....</b>	<b>151-151 (.500)</b>
<u>UTSA (2013-Present)</u>	
2013-14.....	14-17
2014-15.....	16-15
<b>Record.....</b>	<b>30-32</b>



## ASSOCIATE HEAD COACH Kristen Holt

(Ohio, 1992 • Third Season)

Kristen Holt will enter her third season as UTSA's associate head coach for the 2015-16 season.

In her two seasons at UTSA, Holt has helped in all aspects of the recruiting process, scheduling of opponents, film breakdown and scouting reports, and guard development. She mentored former standout Kamra King to back-to-back seasons averaging double-figures in scoring, en route to becoming the first player in UTSA history to lead the team in scoring all four years.

She helped the Roadrunners to a fourth-place tie in the Conference USA standings during the 2014-15 season and to the program's first-ever win over a ranked opponent (No. 24 Western Kentucky).

Holt most recently was the head coach at Colorado State from 2008-2012 where her Rams teams consistently moved up the Mountain West Conference (MWC) standings, including a 9-5 record and third-place finish in 2011-12. The 9-5 mark was the highest MWC finish for CSU since 2003-04. Holt took over the head-coaching role following the 2007-08 season on an interim basis before having the interim tag removed following the 2008-09 season. Kim Mestdagh (first team), Sam Marting (second team) and Meghan Heimstra (Sixth Woman of the Year) each earned All-MWC recognition during Holt's final season in Fort Collins. In addition to her coaching duties, she organized Colorado State's High Hoops Club, a 90-member women's basketball booster club.

Prior to being promoted to the interim head coach position, Holt spent the 2007-08 season as an assistant coach and recruiting coordinator for the Rams.

Holt came to Fort Collins from Wichita State, where she served on Jane Albright's staff from 2003-07. Holt assisted in all aspects of recruiting, scouting, film breakdown and the planning of summer basketball camps for the Shockers. Holt also coordinated the Shockers High Hoops Club and the Jane's Gems Kids Club.

Before her time in Wichita, Holt served on Lichonczak's coaching staff at Radford from 1995-2001 as an assistant coach. She was promoted to interim head coach during the 2001-02 season and earned 2002 Big South Conference Coach of the Year honors. As an assistant, Holt was responsible for recruiting, team travel, film exchange and the organization of summer camps. In addition, she organized the team's involvement with the community and local youth. In her first two seasons as an assistant, Radford won the Big South Conference Tournament and advanced to the NCAA Tournament. The Highlanders also placed second in the nation for team GPA in 2000-01.

Holt began her coaching career at Xavier in 1993-94 and helped guide the Musketeers to a Midwestern Collegiate Conference Championship.

Holt entered the coaching ranks following a distinguished playing career at Ohio, where she was a four-year letter winner, two-year captain and part of the 1988 Mid-American Conference All-Freshman Team.

As a senior at Bath High School in Lima, Ohio, Holt was named first-team All-Ohio and the Class AA State Tournament MVP in 1987 after leading the Wildcats to the state title. Holt also was a 1987 AAU All-American.

She graduated from Ohio with a bachelor's degree in physical education in 1992 and completed her master's degree in athletic administration a year later.





## **ASSISTANT COACH Nicole Dunson** (UTSA, 2005 • Third Season)

Former Roadrunners guard Nicole Dunson enters her third season as an assistant coach with the UTSA women's basketball program. She oversees the guards and helps out with other day-to-day responsibilities of the team.

In her second season, Dunson helped guide the 2014-15 Roadrunners to a fourth place finish in Conference USA, a vast improvement from the previous year of a 15th place finish. Under her guidance, Kamra King wrapped up her collegiate career as the only player in school history to lead the team in scoring all four years. King left UTSA sixth in the all-time record books in points with 1,367.



Prior to returning to the Alamo City, Dunson spent two seasons as the head girl's varsity basketball coach at Richard King High School in Corpus Christi. She led her team to the 2011-12 District 28-5A Championship and a berth in the state playoffs both years. The Corpus Christi native also was selected to coach in the 2013 CBCA All-Star Game.

In her second role as head coach, Dunson spent the previous four seasons at the helm of San Antonio's Harlandale High School girl's basketball program. She also served as the head junior varsity track & field coach in addition to being a health and physical education teacher. In 2006, Dunson began her coaching career as the head coach for the girl's U-14 Shooting Stars Basketball AAU program.

After transferring to UTSA following two seasons at the University of Central Florida, Dunson sat out the 2002-03 campaign per NCAA transfer rules, as well as the following year with a right knee injury. She was an immediate producer in her inaugural season with the Roadrunners, averaging 8.8 points per game and shooting 42 percent from behind the 3-point line.

Following her senior season, Dunson was named the 2005-06 Southland Conference Women's Basketball Student-Athlete of the Year after finishing 18th in the nation in 3-point field goal percentage (44.1 percent). She was also a recipient of the Arthur Ashe Jr. Sports Scholar award in 2006 and was named a CoSIDA/ESPN The Magazine Academic All-District VI honoree. She still holds the UTSA single-season and career mark in 3-point field goal percentage.

She graduated from UTSA with a biology degree in 2005 and went on to receive her master's in education with an emphasis in sports psychology two years later.

## **ASSISTANT COACH Ela Mukosiej** (Seton Hall, 2008 • First Season)

Former Seton Hall Pirate Ela Mukosiej joins the UTSA women's basketball coaching staff for the first 2015-16 season.

Mukosiej comes to the Alamo City having spent the past six years playing professionally overseas. The Poland native concluded her career with the MKK Siedlce Team as she led the club to a 22-2 overall record and was an instrumental part of the team's success in becoming the top Polish League.

Her professional playing career landed her a spot on the Polish National Team in the summer of 2014. Prior to that, she played for AZS OPTeam Rzeszow, Tecza Leszno and Lotos Gdynia in Poland, Eskilstuna Basket in Sweden and C.R.E.F. Hala Madrid in Spain.



Before playing professionally, Mukosiej played two seasons at Seton Hall where she was an honorable mention All-Big East selection during the 2006-07 season. That same year, she was tabbed Big East Player of the Week four times and was selected as the Junior Female Athlete of the Year and A Clutch Player by the program's coaching staff.

Mukosiej attended Jefferson College the two years prior to that and was named an NJCAA honorable mention All-American. She earned honorable mention all-region and all-region academic team accolades as a freshman.



## DIRECTOR OF OPERATIONS Emily Sherman (St. Norbert College, 2009 • Fourth Season)



Emily Sherman is in her fourth season as director of operations for the UTSA women's basketball program. She is in charge of team travel, film exchange, community service outings and the squad's student managers.

Sherman has helped put the UTSA women's basketball name out in the community as the team has participated in various efforts across the San Antonio area. This past season, UTSA participated in Ava's Wish for the second consecutive year and lend a helping hand at an assisted living and retirement home.

Her efforts went recognized as junior Niaga Mitchell-Cole was recognized by Conference USA with the Winter Spirit of Service Award.

Sherman came to the women's basketball program after spending two years working in the UTSA Athletics Department. She came to the university in 2011 as an assistant to the senior woman's administrator before working as a marketing associate in 2012.

Prior to UTSA, the Green Bay, Wis., native served as a coach with Projects Abroad in Cape Town, South Africa, during the summer of 2011. In her time with Projects Abroad she set up a track & field program, while teaching physical education classes at Hyde Park Primary School. She also coached kindergarten through eighth graders in soccer, rugby, cricket, netball, cross country and track & field.

Sherman graduated from St. Norbert College in 2009 with a bachelor's degree in media communications with a minor in leadership, before earning her master's degree in higher education administration and a minor in sport management from Texas A&M in 2011.

While at TAMU, Sherman interned with the athletics department and 12th Man Foundation. Her responsibilities with the 12th Man Foundation included ticketing operations for the men's and women's tennis teams, while serving as a liaison between the squads and the athletics department compliance and marketing staffs. She managed student workers at all matches and assisted with the 2011 NCAA Tournament First and Second Rounds that were played in College Station.

From 2007-09, Sherman served as an assistant girls basketball coach at her alma mater, Notre Dame Academy in Green Bay. As an assistant coach on the varsity team in 2009 the squad went 20-6 and advanced to the state semifinals, while the junior varsity team that she assisted the previous season went 16-4.

She is the daughter of Mike and Karen Sherman and has four siblings: sisters, Sarah and Selena, and brothers, Matthew and Benjamin. Her father is the former head football coach at Texas A&M (2008-11) and Green Bay Packers (2000-05), while her brother-in-law, Zac Taylor, is the Dolphins' assistant quarterbacks coach.







# SEASON REVIEW



# 2014-15 UTSA Roadrunners Basketball Season Schedule and Results

<b>RECORD:</b>	<b>OVERALL</b>	<b>HOME</b>	<b>AWAY</b>	<b>NEUTRAL</b>
ALL GAMES	16-15	10-5	6-7	0-3
CONFERENCE	11-7	7-2	4-5	0-0
NON-CONFERENCE	5-8	3-3	2-2	0-3

<b>Date</b>	<b>Opponent</b>	<b>Score</b>	<b>Att.</b>	<b>High Points</b>	<b>High Rebounds</b>
11/15/14	at Texas	48-68	L	2466 (15)HEINEMAN, Carlie	(8)ELONU, Akunna
11/19/14	ABILENE CHRISTIAN	W 70-57		410 (16)MITCHELL-COLE, Niaga	(8)BELL, Mannasha (8)ELONU, Akunna
11/23/14	at Lamar	W 72-40		630 (16)SMITH, Tesha	(9)SMITH, Tesha
11/28/14	DRAKE	61-69	L	600 (16)BELL, Mannasha	(9)BELL, Mannasha
11/30/14	INCARNATE WORD	W 57-31		849 (14)KING, Kamra	(8)BELL, Mannasha
12/02/14	at UT Arlington	W 63-55		913 (15)ELONU, Akunna	(11)ELONU, Akunna (11)BELL, Mannasha
12/4/14	TEXAS STATE	53-57	L	417 (13)SPALETТА, Ashley (13)KING, Kamra	(12)SMITH, Tesha
12/19/14	vs Houston	53-56	L	(25)KING, Kamra	(10)ELONU, Akunna
12/20/14	at Texas Tech	48-64	L	4434 (20)KING, Kamra	(7)SPALETТА, Ashley
12/21/14	vs Nicholls State	49-57	L	4046 (13)KING, Kamra	(7)SMITH, Tesha
12/28/14	SOUTH DAKOTA	69-76	L	407 (14)CHIDOMERE, Crystal	(11)ELONU, Akunna
12/29/14	SIU EDWARDSVILLE	W 75-60		286 (17)SMITH, Tesha	(10)SMITH, Tesha
1/2/15	*RICE	58-62	Lot	324 (19)KING, Kamra	(12)SMITH, Tesha
1/4/15	*NORTH TEXAS	W 53-45		342 (17)SMITH, Tesha	(9)BELL, Mannasha
1/8/15	*at Southern Miss	60-69	Lot	1052 (15)KING, Kamra	(7)SPALETТА, Ashley
1/10/15	*at Louisiana Tech	74-79	L	2410 (20)SMITH, Tesha	(12)BELL, Mannasha
01/17/15	*at UTEP	W 55-53		1784 (13)MITCHELL-COLE, Niaga	(10)SMITH, Tesha
1/22/15	*MARSHALL	W 60-48		546 (14)ELONU, Akunna	(11)BELL, Mannasha (11)ELONU, Akunna
1/24/15	*WESTERN KENTUCKY	W 64-63		672 (10)BELL, Mannasha (10)MITCHELL-COLE, Niaga (10)SMITH, Tesha	(10)BELL, Mannasha
01/29/15	*at Middle Tennessee	53-73	L	4605 (14)MITCHELL-COLE, Niaga	(7)ELONU, Akunna
1/31/15	*at UAB	57-73	L	422 (9)CHIDOMERE, Crystal	(9)SMITH, Tesha
2/5/15	*FIU	W 74-56		503 (15)HERGOTT, Mathilde	(6)ELONU, Akunna (6)SMITH, Tesha
2/8/15	*FLORIDA ATLANTIC	W 68-45		512 (17)BELL, Mannasha	(11)BELL, Mannasha
2/12/15	*at Old Dominion	W 52-51		2181 (13)SPALETТА, Ashley	(13)ELONU, Akunna
02/14/15	*at Charlotte	54-74	L	642 (10)KING, Kamra (10)SMITH, Tesha	(8)ELONU, Akunna
2/21/15	*UTEP	W 72-59		610 (17)SMITH, Tesha	(14)SMITH, Tesha
2/26/15	*SOUTHERN MISS	59-61	L	645 (21)KING, Kamra	(10)BELL, Mannasha
3/1/15	*LOUISIANA TECH	W 60-53		676 (18)KING, Kamra	(13)ELONU, Akunna
03/04/15	*at Rice	W 60-49		277 (21)SMITH, Tesha	(9)ELONU, Akunna
3/07/15	*at North Texas	W 57-54		354 (12)CHIDOMERE, Crystal	(10)ELONU, Akunna
3/12/15	vs Old Dominion	49-63	L	211 (14)KING, Kamra	(6)ELONU, Akunna

\* - Conference game

<b>Attendance Summary</b>	<b>Games</b>	<b>Attend</b>	<b>Avg/Game</b>
Home	15	7799	520
Away	13	22170	1705
Neutral	3	4257	1419
Total	31	34226	1104



# 2014-15 UTSA Roadrunners Basketball

## Final Statistics

RECORD:	OVERALL	HOME	AWAY	NEUTRAL
ALL GAMES	16-15	10-5	6-7	0-3
CONFERENCE	11-7	7-2	4-5	0-0
NON-CONFERENCE	5-8	3-3	2-2	0-3

##	Player	gp-gs	min	avg	Total			3-Point		F-Throw		Rebounds				pf	dq	a	to	blk	stl	pts	avg
					fg-fga	fg%	3fg-fga	3fg%	ft-fa	ft%	off	def	tot	avg									
10	KING, Kamra	31-31	969	31.3	92-301	.306	23-107	.215	156-237	.658	31	56	87	2.8	68	1	62	79	6	64	363	11.7	
30	SMITH, Tesha	31-0	542	17.5	97-199	.487	0-0	.000	43-83	.518	69	118	187	6.0	92	6	6	61	13	7	237	7.6	
21	ELONU, Akunna	31-31	777	25.1	90-173	.520	0-1	.000	45-71	.634	95	130	225	7.3	62	0	20	45	20	25	225	7.3	
33	BELL, Mannasha	31-31	812	26.2	84-193	.435	0-0	.000	51-104	.490	97	124	221	7.1	85	1	21	53	5	65	219	7.1	
24	SPALETTA, Ashley	30-24	794	26.5	68-216	.315	40-140	.286	28-43	.651	19	88	107	3.6	65	1	61	70	10	53	204	6.8	
12	MITCHELL-COLE, Nia	20-6	453	22.7	41-148	.277	4-31	.129	41-54	.759	21	57	78	3.9	33	0	9	35	17	20	127	6.4	
02	HERGOTT, Mathilde	27-16	592	21.9	55-172	.320	23-86	.267	12-19	.632	15	31	46	1.7	40	0	47	61	17	30	145	5.4	
04	CHIDOMERE, Crystal	29-0	390	13.4	54-157	.344	4-18	.222	19-29	.655	20	31	51	1.8	44	1	37	44	11	17	131	4.5	
31	HEINEMAN, Carlie	20-1	220	11.0	25-78	.321	22-65	.338	2-2	1.000	5	7	12	0.6	15	0	9	10	1	6	74	3.7	
05	HEARD, Alana	29-14	452	15.6	26-86	.302	0-3	.000	31-40	.775	10	42	52	1.8	70	3	49	73	7	21	83	2.9	
32	TATE, Dwanisha	20-1	145	7.3	14-37	.378	1-9	.111	8-13	.615	12	20	32	1.6	25	0	5	15	2	11	37	1.9	
25	WILLIAMS, Taylor	20-0	87	4.4	4-5	.800	0-0	.000	2-4	.500	4	9	13	0.7	8	0	0	2	9	1	10	0.5	
45	BEARD, Haylee	9-0	17	1.9	1-6	.167	0-2	.000	0-0	.000	0	1	1	0.1	0	0	0	0	1	0	2	0.2	
Team											59	69	128				5						
Total.....		31	6250		651-1771	.368	117-462	.253	438-699	.627	457	783	1240	40.0	607	13	326	553	119	320	1857	59.9	
Opponents.....		31	6250		637-1647	.387	110-380	.289	436-663	.658	339	802	1141	36.8	652	-	301	577	103	280	1820	58.7	

Score by Periods	1st	2nd	OT	Totals
UTSA	860	987	10	1857
Opponents	835	962	23	1820

TEAM COMPARISON		
TEAM STATISTICS	UTSA	OPP
<b>Scoring</b>	1857	1820
Points per game	59.9	58.7
Scoring margin	+1.2	-
<b>Field goals attempted</b>	651-1771	637-1647
Field goal percentage	.368	.387
<b>3-point FG attempted</b>	117-462	110-380
3-point FG percentage	.253	.289
3-point FG made per game	3.8	3.5
<b>Free throws attempted</b>	438-699	436-663
Free throw percentage	.627	.658
Free throws made per game	14.1	14.1
<b>Rebounds</b>	1240	1141
Rebounds per game	40.0	36.8
Rebounding margin	+3.2	-
<b>Assists</b>	326	301
Assists per game	10.5	9.7
<b>Turnovers</b>	553	577
Turnovers per game	17.8	18.6
Turnover margin	+0.8	-
Assists/turnover ratio	0.6	0.5
<b>Steals</b>	320	280
Steals per game	10.3	9.0
<b>Blocks</b>	119	103
Blocks per game	3.8	3.3



## 2014-15 UTSA Roadrunners Basketball Conference-Only Statistics

<b>RECORD:</b>	<b>OVERALL</b>	<b>HOME</b>	<b>AWAY</b>	<b>NEUTRAL</b>
ALL GAMES	11-7	7-2	4-5	0-0
CONFERENCE	11-7	7-2	4-5	0-0
NON-CONFERENCE	0-0	0-0	0-0	0-0

##	Player	gp-gs	min	avg	Total		3-Point		F-Throw		Rebounds				pf	dq	a	to	blk	stl	pts	avg		
					fg-fga	fg%	3fg-fga	3fg%	ft-fa	ft%	off	def	tot	avg										
10	KING, Kamra	18-18	551	30.6	49-150	.327	10-48	.208	74-122	.607	13	38	51	2.8	37	0	33	34	4	35	182	10.1		
30	SMITH, Tesha	18-0	328	18.2	65-137	.474	0-0	.000	27-50	.540	43	74	117	6.5	57	3	4	38	10	4	157	8.7		
21	ELONU, Akunna	18-18	461	25.6	58-104	.558	0-1	.000	28-36	.778	57	81	138	7.7	40	0	9	32	10	16	144	8.0		
33	BELL, Mannasha	18-18	471	26.2	52-129	.403	0-0	.000	30-67	.448	59	80	139	7.7	49	1	12	31	5	35	134	7.4		
12	MITCHELL-COLE, Nia	13-0	293	22.5	30-101	.297	3-21	.143	27-36	.750	18	38	56	4.3	22	0	6	24	11	10	90	6.9		
24	SPALETTA, Ashley	17-11	435	25.6	38-115	.330	22-71	.310	12-21	.571	12	49	61	3.6	32	0	30	33	4	28	110	6.5		
02	HERGOTT, Mathilde	18-14	414	23.0	41-123	.333	15-54	.278	10-13	.769	10	24	34	1.9	22	0	39	42	9	22	107	5.9		
04	CHIDOMERE, Crystal	17-0	251	14.8	32-98	.327	3-10	.300	11-18	.611	15	18	33	1.9	25	0	23	31	5	14	78	4.6		
05	HEARD, Alana	18-11	277	15.4	16-54	.296	0-2	.000	19-23	.826	7	18	25	1.4	35	0	29	46	1	15	51	2.8		
32	TATE, Dwanisha	10-0	69	6.9	7-17	.412	1-5	.200	3-4	.750	4	7	11	1.1	12	0	5	8	1	7	18	1.8		
31	HEINEMAN, Carlie	12-0	64	5.3	6-20	.300	5-15	.333	2-2	1.000	2	2	4	0.3	5	0	1	4	0	2	19	1.6		
45	BEARD, Haylee	4-0	6	1.5	0-2	.000	0-1	.000	0-0	.000	0	0	0	0.0	0	0	0	0	1	0	0	0.0		
25	WILLIAMS, Taylor	12-0	30	2.5	0-0	.000	0-0	.000	0-0	.000	1	2	3	0.3	4	0	0	0	3	0	0	0.0		
Team											34	38	72											
Total.....		18	3650		394-1050	.375	59-228	.259	243-392	.620	275	469	744	41.3	340	4	191	324	64	188	1090	60.6		
Opponents.....		18	3650		372-976	.381	63-206	.306	260-375	.693	193	468	661	36.7	360	-	170	328	69	159	1067	59.3		

<b>Score by Periods</b>	<b>1st</b>	<b>2nd</b>	<b>OT</b>	<b>Totals</b>
UTSA	491	589	10	1090
Opponents	505	539	23	1067

<b>TEAM COMPARISON</b>		
<b>TEAM STATISTICS</b>	<b>UTSA</b>	<b>OPP</b>
<b>Scoring</b>	1090	1067
Points per game	60.6	59.3
Scoring margin	+1.3	-
<b>Field goals attempted</b>	394-1050	372-976
Field goal percentage	.375	.381
<b>3-point FG attempted</b>	59-228	63-206
3-point FG percentage	.259	.306
3-point FG made per game	3.3	3.5
<b>Free throws attempted</b>	243-392	260-375
Free throw percentage	.620	.693
Free throws made per game	13.5	14.4
<b>Rebounds</b>	744	661
Rebounds per game	41.3	36.7
Rebounding margin	+4.6	-
<b>Assists</b>	191	170
Assists per game	10.6	9.4
<b>Turnovers</b>	324	328
Turnovers per game	18.0	18.2
Turnover margin	+0.2	-
Assists/turnover ratio	0.6	0.5
<b>Steals</b>	188	159
Steals per game	10.4	8.8
<b>Blocks</b>	64	69
Blocks per game	3.6	3.8



MARCH 11-14 • HOSTED BY UAB

### 2014-15 Conference USA Standings

Team	Conference			Overall		
	W	L	Pct.	W	L	Pct.
^\$&(RV)WKU	16	2	.889	30	5	.857
^*Middle Tennessee	14	4	.778	24	9	.727
^*Southern Miss	13	5	.722	25	10	.714
<b>^UTSA</b>	<b>11</b>	<b>7</b>	<b>.611</b>	<b>16</b>	<b>15</b>	<b>.516</b>
^*Old Dominion	11	7	.611	21	13	.618
^UAB	11	7	.611	18	13	.581
^Louisiana Tech	10	8	.556	16	15	.516
^Charlotte	10	8	.556	15	17	.469
^%Marshall	8	10	.444	17	15	.531
^Florida Atlantic	7	11	.389	13	17	.433
^UTEP	7	11	.389	12	16	.429
^Rice	4	14	.222	9	21	.300
North Texas	4	14	.222	5	24	.172
FIU	0	18	.000	3	26	.103

# NCAA participant | \* WNIT participant | % WBI participant | \$ Won C-USA Championship | & Won C-USA regular season title | ^ Clinched C-USA Championships berth

### 2015 Conference USA Championship Results

#### First Round - Wednesday, March 11

- Game 1 - No. 6 UAB 63, No. 11 UTEP 52
- Game 2 - No. 7 LA Tech 84, No. 10 Florida Atlantic 74
- Game 3 - No. 8 Charlotte 67, No. 9 Marshall 52
- Game 4 - No. 5 Old Dominion 62, No. 12 Rice 57

#### Quarterfinals - Thursday, March 12

- Game 5 - No. 3 Southern Miss 80, No. 6 UAB 66
- Game 6 - No. 2 Middle Tennessee 77, No. 7 LA Tech 58
- Game 7 - No. 1 WKU 70, No. 8 Charlotte 67

**Game 8 - No. 5 Old Dominion 63, No. 4 UTSA 49**

#### Semifinals - Friday, March 13

- Game 9 - No. 3 Southern Miss 65, No. 2 Middle Tennessee 53
- Game 10 - No.1 WKU 61, No. 5 Old Dominion 59

#### Championship - Saturday, March 14

- Game 11 - No. 1 WKU 60, No. 3 Southern Miss 57

### 2015 Conference USA All-Tournament Team

- Alexis Govan, WKU - MVP
- Chastity Gooch, WKU
- Tamara Jones, Southern Miss
- Voche' Martin, Southern Miss
- Jennie Simms, Old Dominion

### 2014-15 All-Conference USA Teams

#### First Team

- Shaneese Bailey, FAU, So., F
- Whitney Frazier, LA Tech, Sr., G/F
- Olivia Jones, Middle Tennessee, So., G/F
- Jennie Simms, Old Dominion, So., F
- Tamara Jones, Southern Miss, Sr., F
- Janae Smith, UAB, Sr., F
- Chastity Gooch, WKU, Sr., F
- Alexis Govan, WKU, Sr., G/F

#### Second Team

- Lefty Webster, Charlotte, So., G
- Kelia Shelton, LA Tech, Sr., G
- Chukwuka Ezeigbo, Marshall, Sr., C
- Leah Scott, Marshall, Jr., G/F
- Christal Porter, Rice, Sr., F
- Jerontay Clemons, Southern Miss, Jr., G
- Cameasha Turner, UTEP, Jr., G
- Kendall Noble, WKU, RS-So., G

#### All-Freshman Team

- Kiandre'a Pound, FIU, F
- Malia Kency, FAU, G
- Tiara Davenport, LA Tech, G/F
- Lulu McKinney, UTEP, G
- Tashia Brown, WKU, F

#### All-Defensive Team

- Chukwuka Ezeigbo, Marshall, C
- Jerontay Clemons, Southern Miss, G
- Cameasha Turner, UTEP, G
- Chastity Gooch, WKU, F
- Kendall Noble, WKU, G

#### CUSA Player of the Year

Chastity Gooch, WKU

#### Freshman of the Year

Kiandre'a Pound, FIU

#### Sixth Player of the Year

Brandi Wingate, LA Tech

#### Defensive Player of the Year

Kendall Noble, WKU

#### Newcomer of the Year

Jennie Simms, Old Dominion

#### Coach of the Year

Michelle Clark-Heard, WKU

# RECORDS





## Team Records

### Most Points

Game - 113 vs. Schreiner (11/24/90)  
Season - 2,392 vs. 30 games (1990-91)

### Fewest Points

Game - 30 at TCU (11/14/11)  
Half - 10 at UT Arlington (1/27/97)  
Season - 1,455 in 28 games (2001-02)

### Highest Victory Margin

67 (105-38) vs. Prairie View A&M (12/7/93)  
67 (96-29) vs. Prairie View A&M (2/10/83)

### Highest Loss Margin

57 (39-96) at Texas Tech (12/2/98)

### Highest Scoring Average

Season - 79.7 in 30 games (1990-91)

### Lowest Scoring Average

Season - 51.9 in 28 games (2001-02)

### Most Field Goals Made

Game - 45 vs. Schreiner (11/24/90)  
Season - 872 (1983-84)

### Fewest Field Goals Made

Game - 8 at TCU (11/14/11)  
Season - 516 (2001-02)

### Most Field Goals Attempted

Game - 78 at Rice (1/4/10)  
Season - 2,069 (2008-09)

### Fewest Field Goals Attempted

Game - 36 at Baylor (12/16/96)  
36 vs. South Alabama (11/15/11)  
Season - 1,367 (1998-99)

### Highest Field Goal Percentage

Game - .706 vs. Texas Southern (12/5/96)  
Season - .478 (800-1,675); 1984-85

### Lowest Field Goal Percentage

Game - .133 (8-60) at TCU (11/14/11)  
Season - .344 (549-1,596); 2011-12

### Most Free Throws Made

Game - 33 vs. Oral Roberts (2/22/86)  
33 at Texas Tech (12/17/88)  
Season - 531 (1990-91)

### Fewest Free Throws Made

Game - 0 vs. St. Bonaventure (12/21/10)  
Season - 286 (1981-82)

### Most Free Throws Attempted

Game - 45 vs. Texas State (12/22/13)  
Season - 789 (1990-91)

### Fewest Free Throws Attempted

Game - 3 vs. St. Mary's (2/14/84)  
3 vs. St. Bonaventure (12/21/10)  
Season - 427 (1981-82)

### Highest Free Throw Percentage

Game - .944 (17-18) vs. UNT (1/22/96)  
Season - .726 (462-636); 2010-11

### Lowest Free Throw Percentage

Game - .000 (0-3) vs. St. Bonaventure (12/21/10)  
Season - .619 (289-467); 1993-94

### Most 3-point Field Goals Made

Game - 13 vs. Tulsa (1/5/09)  
13 vs. Tulsa (3/11/14)  
Season - 229 (2008-09)

### Fewest 3-point Field Goals Made

Game - 0 multiple times  
Season - 47 (1996-97)

### Most 3-point Field Goals Attempted

Game - 37 vs. UT-Arlington (2/14/09)  
Season - 698 (2008-09)

### Most Rebound

Game - 64 vs. Prairie View A&M (2/8/90)  
Season - 1,441 (2008-09)

### Fewest Rebounds

Game - 21 at UT-Arlington (1/23/07)  
Season - 863 (1998-99)

### Most Assists

Game - 34 vs. Southwestern (11/22/83)  
34 vs. Oklahoma City (2/27/84)  
Season - 529 (1981-82)

### Fewest Assists

Game - 1 at Creighton (2/10/87)  
Season - 265 (2011-12)

### Most Steals

Game - 32 at Hardin Simmons (2/6/84)  
Season - 373 (1986-87)

### Fewest Steals

Game - 0 multiple times  
Season - 163 (1998-99)

### Most Blocked Shots

Game - 14 vs. UTPA (12/21/11)  
Season - 138 (2010-11, 2011-12)

### Fewest Blocked Shots

Game - 0 multiple times  
Season - 22 (1996-97)

### Most Turnovers

Game - 38 vs. Sam Houston St. (1/12/95)  
Season - 679 (1991-92)

### Fewest Turnovers

Game - 5 vs. McNeese St. (2/5/12)  
Season - 420 (1997-98)

### Most Fouls

Game - 33 at UC-Irvine (11/26/99)  
Season - 653 (1983-84)

### Fewest Fouls

Game - 8 vs. A&M-Corpus Christi (2/2/08)  
Season - 471 (2002-03)

### Most Disqualifications

31 (2011-12)

### 100-point Games

Score.....	Opponent.....	Date
113-89.....	Schreiner.....	11/24/90
113-91.....	Oklahoma City.....	2/27/84
105-38.....	Prairie View A&M.....	12/7/93
100-62.....	St. Mary's.....	1/24/89
100-46.....	Southwestern.....	11/28/83

### 90-point Games

Score.....	Opponent.....	Date
99-65.....	UTEP.....	3/1/86
99-73.....	Texas State.....	1/3/84
99-98 (OT).....	at Tulane.....	2/16/91
98-84.....	New Mexico State.....	12/31/90
97-89 (OT).....	at Central Arkansas.....	2/11/09
96-78.....	Sam Houston State.....	1/29/91
93-78.....	at Texas A&M-Corpus Christi.....	2/23/11
93-55.....	Huston-Tillotson.....	12/6/08
93-48.....	Texas A&M-Commerce.....	1/12/88
92-52.....	Nicholls.....	2/17/94
92-79.....	UTEP.....	2/11/84
92-56.....	Huston-Tillotson.....	1/29/83
92-57.....	Texas Lutheran.....	12/2/82
91-30.....	Texas Southern.....	12/5/96
90-89 (2OT).....	vs. Miami (Ohio).....	12/29/07
90-53.....	Southeastern Louisiana.....	3/3/01
90-41.....	Hardin-Simmons.....	2/20/84
99-89.....	Tulsa.....	3/11/14



## Individual Records

### Points

Game - 40 by Starlite Williams vs. St. Mary's (12/16/86)  
 Season - 583 by Tammy Rogers (1990-91)  
 Career - 1,607 by Starlite Williams (1983-87)

### Scoring Average

Season - 20.7 by Starlite Williams (1986-87)  
 Career - 16.6 by Starlite Williams (1983-87)

### Field Goals Made

Game - 16 by Starlite Williams vs. St. Mary's (12/16/86)  
 Season - 229 by Starlite Williams (1986-87)  
 Career - 674 by Starlite Williams (1983-87)

### Field Goals Attempted

Game - 33 by Tammy Rogers vs. Alaska Anchorage (2/23/91)  
 Season - 482 by Tammy Rogers (1990-91)  
 Career - 1,305 by Starlite Williams (1983-87)

### Field Goal Percentage (minimum attempts)

Game (10) - .928 (13-14) by Starlite Williams vs. Alabama (12/5/86)  
 Season (200) - .657 (184-280) by Margaret Martinovich (1984-85)  
 Career - .566 (589-1,039) by Margaret Martinovich (1981-85)

### Free Throws Made

Game - 17 by Amber Gregg vs. Texas State (2/26/11)  
     17 by Monica Gibbs vs. Texas State (3/4/09)  
 Season - 167 by Monica Gibbs (2008-09)  
     167 by Tammy Rogers (1990-91)  
 Career - 553 by Angel Singleton (1993-98)

### Free Throws Attempted

Game - 24 vs. Monica Gibbs vs. Texas State (3/4/09)  
 Season - 282 by Angel Singleton (1996-97)  
 Career - 811 by Angel Singleton (1993-98)

### Free Throw Percentage (minimum)

Game (10) - 1.000 (12-12) by Whitney York vs. Central Arkanas (2/10/10)  
     1.000 (11-11) by Starlite Williams vs. Nevada (11/29/86)  
 Season (25) - .903 (28-31) by Rhonda Hoffman (1983-84)  
 Career (100) - .822 (259-315) by Amber Gregg (2007-11)

### 3-point Field Goals Made

Game - 8 by Terrie Davis vs. Lamar (1/12/08)  
 Season - 82 by Terrie Davis (2007-08)  
 Career - 200 by Amber Gregg (2007-11)

### Consecutive 3-pointers Made

8 by Nicole Dunson

### 3-point Field Goals Attempted

Game - 16 by Jordan Stark vs. UT-Arlington (3/14/09)  
     16 by Simone Young at TCU (12/5/12)  
 Season - 224 by Terrie Davis (2007-08)  
 Career - 633 by Amber Gregg (2007-11)

### 3-point Percentage (minimum)

Game (5) - .875 (7-8) by Rosie Smith vs. SFA (1/8/98)  
 Season (75) - .441 (52-118) by Nicole Dunson (2005-06)  
 Career (150) - .419 (98-234) by Nicole Dunson (2004-06)

### Rebounds

Game - 24 by Margaret Martinovich vs. A&M-Kingsville (11/27/81)  
 Season - 351 by Onika Anderson (2008-09)  
 Career - 990 by Monica Gibbs (2005-09)

### Rebound Average (minimum)

Season (25) - 10.6 (26 games) by Onika Anderson (2008-09)  
 Career (50) - 9.8 (59 games) by Onika Anderson (2007-09)

### Assists

Game - 15 by Monica Gibbs vs. Huston-Tillotson (12/6/08)  
 Season - 221 by Monica Gibbs (2008-09)  
 Career - 693 by Monica Gibbs (2005-09)

### Steals

Game - 9 by Rhonda Hoffman vs. Sam Houston State (1/27/84)  
 Season - 92 by Starlite Williams (1986-87)  
 Career - 281 by Starlite Williams (1983-87)

### Blocked Shots

Game - 8 by Alysse Davis vs. Huston-Tillotson (11/14/10)  
     8 by Kim Duncan vs. Texas State (1/24/85)  
 Season - 78 by Alysse Davis (2010-11)  
 Career - 105 by Whitney Wright (2009-13)

### Games Played

123 by Monica Gibbs (2005-09)

### Attendance Records

Date	Opponent	Results	Attendance
3/3/12	UT-Arlington	L, 75-65	2,611
2/7/04	McNeese State	W, 64-56 (OT)	2,311
1/27/96	Texas State	L, 78-57	2,021
2/9/91	SMU	W, 93-77	2,000
11/12/10	Our Lady of the Lake	W, 79-66	1,789
1/29/94	North Texas	L, 74-65	1,786
2/26/05	UT-Arlington	W, 48-46	1,736
2/24/07	A&M-Corpus Christi	W, 61-43	1,699
11/19/10	No. 23 TCU	L, 83-59	1,563
1/21/04	Texas State	L, 44-43	1,445





## Career Top-10

### Points

Name	Yr.	Points
1. Starlite Williams	1983-87	1,607
2. Angel Singleton	1994-98	1,565
3. Margaret Martinovich	1981-85	1,480
4. Monica Gibbs	2005-09	1,460
5. Tisha Boldt	1986-91	1,379
6. Kamra King	2011-15	1,367
7. Tammy Rogers	1987-91	1,343
8. Michelle Martin	1989-93	1,192
9. Sharon Wilson	1985-89	1,173
10. Amber Gregg	2007-11	1,143

### Scoring Average

Name	Games	Avg
1. Starlite Williams (83-87)	97	16.5
2. Rosie Smith (97-99)	54	16.3
3. Valerie Wells (82-84)	54	15.3
4. Angel Singleton (93-98)	105	14.9
5. Nikki Hendrix (01-04)	78	14.4
6. Vivian Ewalefo (05-07)	60	14.1
Denise Forestier (990-92)	38	14.1
Karen Gaskin (88-90)	54	14.1
9. Tammy Rogers (87-91)	96	14.0
10. Margaret Martinovich (81-85) 108		13.7

### Field Goals Made

Name	Games	FG
1. Starlite Williams (83-87)	97	674
2. Margaret Martinovich (81-85) 108		589
3. Tisha Boldt (86-91)	111	561
4. Angel Singleton (93-98)	105	506
5. Kim Maxwell (81-84)	81	502
6. Monica Gibbs (05-09)	123	490
7. Sharon Wilson (85-89)	102	460
8. Tammy Rogers (87-91)	96	451
9. Michelle Martin (89-93)	103	444
10. Nikki Hendrix (01-04)	81	426

### Field Goal Percentage (min. 200)

Name	Games	FG%
1. Margaret Martinovich (81-85)	108	.567
2. Onika Anderson (07-09)	59	.527
3. Starlite Williams (83-87)	97	.516
4. Valerie Wells (82-84)	54	.514
5. Angel Singleton (93-98)	105	.511
6. Karen Gaskin (88-90)	54	.509
7. Tisha Boldt (86-91)	111	.505
8. Kim Maxwell (81-84)	81	.479
9. Renda Churman (97-01)	108	.475
Debbie Groves (84-88)	101	.475

### Rebounds

Name	Games	Reb
1. Monica Gibbs (05-09)	123	990
2. Margaret Martinovich (81-85)	108	778
3. Angel Singleton (93-98)	105	730
4. Tisha Boldt (86-91)	111	675
5. Starlite Williams (83-87)	97	636
6. Michelle Martin (89-93)	103	590
7. Onika Anderson (07-09)	59	579
8. Debbie Groves (84-88)	101	550
9. Tiffany Williams (90-94)	102	544
10. Mannasha Bell (2011-15)	98	543

### Rebounding Average

Name	Games	Avg
1. Onika Anderson (07-09)	59	9.8
2. Ashleigh Franklin (09-11)	58	8.7
3. Monica Gibbs (05-09)	123	8.0
4. Vivian Ewalefo (05-07)	60	7.6
5. Valerie Wells (82-84)	54	7.4
6. Margaret Martinovich (81-85)	108	7.2
7. Angel Singleton (93-98)	105	7.0
8. Keelah Williams (98-00)	52	6.6
Starlite Williams (83-87)	97	6.6
10. Mantha Emory (93-95)	52	6.4

### 3-point Field Goals Made

Name	Games	3-pt
1. Amber Gregg (07-11)	118	200
2. Terrie Davis (04-08)	118	195
3. Ashley Spaletta (2011-15)	119	174
4. Kamra King (2011-15)	121	128
5. Philicia Ross (90-94)	96	121
6. Jordan Stark (07-09)	53	111
7. Alysse Davis (08-11)	57	102
8. Nicole Dunson (04-06)	54	98
9. Rosie Smith (96-98)	54	94
10. Tammy Rogers (87-91)	96	86

### Assists

Name	Games	Ast
1. Monica Gibbs (05-09)	123	693
2. Tammy Rogers (87-91)	96	377
3. Rhonda Hoffman (83-87)	102	375
4. Sharon Wilson (85-89)	102	355
5. Joyce Howard (96-98)	53	333
6. Shelley Seale (81-83)	54	296
7. Kim Reed (01-05)	112	272
8. Karen Kroen (83-87)	73	263
9. Kim Maxwell (81-84)	81	259
10. Whitney York (2007-13)	96	249

### Steals

Name	Games	Steals
1. Starlite Williams (83-87)	97	281
2. Kamra King (2011-15)	121	240
3. Michelle Martin (89-93)	103	227
4. Sharon Wilson (85-89)	102	223
5. Rhonda Hoffman (83-87)	102	222
6. Monica Gibbs (05-09)	123	207
7. Terrie Davis (04-08)	118	173
8. Tammy Rogers (87-91)	96	165
9. Ashley Spaletta (2011-15)	119	153
10. Latifa Northern (98-02)	109	144

### Blocks

Name	Games	Bk
1. Whitney Wright (09-13)	114	105
2. Alysse Davis (08-11)	57	98
3. Kim Duncan (83-85)	55	93
4. Starlite Williams (83-87)	97	88
5. Mantha Emory (93-95)	52	81
6. Lacy Mingee (01-06)	113	70
7. Monica Gibbs (05-09)	90	69
8. Katie Sandefur (02-06)	116	66
Ryba Pawlaczyk (07-09)	60	66
10. Keelah Wilson (98-00)	52	61

### Games Played

Name	Yrs.	Games
1. Monica Gibbs	2005-09	123
2. Kamra King	2011-15	121
3. Ashley Spaletta	2011-15	119
4. Terrie Davis	2004-08	118
Amber Gregg	2007-11	118
6. Katie Sandefur	2002-06	116
7. Lacy Mingee	2001-06	115
8. Whitney Wright	2009-13	114
9. Kim Reed	2001-05	112
10. Tisha Boldt	1987-91	111

### Games Started

Name	Yrs.	Starts
1. Kamra King	2011-15	118
2. Monica Gibbs	2005-09	113
3. Angel Singleton	1994-98	101
4. Terrie Davis	2004-08	99
5. Starlite Williams	1983-87	92
6. Tammy Rogers	1987-91	90
Tisha Boldt	1986-91	87
8. Amber Gregg	2007-11	86
9. Latifa Northern	1998-02	84
Whitney York	2008-13	84



## Single-Season Top-10

### Points

Name	Games	Points
1. Tammy Rogers (90-91)	30	583
2. Starlite Williams(86-87)	26	538
3. Monica Gibbs (08-09)	33	514
4. Starlite Williams (84-85)	28	493
5. Vivian Ewalefo (06-07)	30	480
6. Margaret Martinovich (82-83)	27	469
7. Valerie Wells (83-84)	27	452
8. Margaret Martinovich (84-85)	28	451
9. Onika Anderson (08-09)	33	448
10. Rosie Smith (98-99)	26	443
Karen Gaskin (89-90)	28	443

### Scoring Average

Name	Games	Avg
1. Starlite Williams (86-87)	26	20.7
2. Tammy Rogers (90-91)	30	19.4
3. Nikki Hendrix (03-04)	23	17.7
4. Starlite Williams (84-85)	28	17.6
5. Margaret Martinovich (82-83)	27	17.4
6. Starlite Williams (84-85)	16	17.2
7. Rosie Smith (98-99)	26	17.0
8. Valerie Wells (83-84)	27	16.7
9. Margaret Martinovich (84-85)	28	16.1
10. Angel Singleton (96-97)	26	16.2

### Field Goals Made

Name	Games	FG
1. Starlite Williams (86-87)	26	229
2. Starlite Williams (84-85)	28	204
3. Valerie Wells (83-84)	27	195
4. Onika Anderson (08-09)	33	192
5. Margaret Martinovich (82-83)	27	190
6. Kim Maxwell (83-84)	27	188
7. Tisha Boldt (84-85)	28	184
Margaret Martinovich (84-85)	28	184
9. Vivian Ewalefo (06-07)	30	183
10. Tammy Rogers (90-91)	30	180

### Field Goal Percentage (min. 200)

Name	Games	FG%
1. Margaret Martinovich (84-85)	184-280	.657
2. Starlite Williams (86-87)	229-390	.587
3. Margaret Martinovich (82-83)	190-332	.572
4. Karen Gaskin (88-89)	127-228	.557
5. Cindy Pavell (81-82)	177-324	.546
6. Kim Maxwell (83-84)	188-349	.539
7. Valerie Wells (83-84)	195-365	.534
8. Portia Matthews (90-91)	108-203	.532
Onika Anderson (08-09)	192-361	.532
10. Margaret Martinovich (83-84)	111-211	.526

### Rebounds

Name	Games	Reb
1. Onika Anderson (08-09)	33	351
2. Monica Gibbs (08-09)	33	309
3. Ryba Pawlaczyk (08-09)	33	297
4. Cindy Pavell (81-82)	27	271
5. Ashleigh Franklin (09-10)	30	268
6. Tisha Boldt (87-88)	30	262
7. Margaret Martinovich (82-83)	27	247
8. Monica Gibbs (07-08)	33	246
9. Keelah Wilson (99-00)	28	245
10. Ashleigh Franklin (10-11)	28	238

### Rebounding Average

Name	Games	Avg
1. Onika Anderson (08-09)	33	10.6
2. Cindy Pavell (81-82)	27	10.0
3. Monica Gibbs (08-09)	33	9.4
4. Margaret Martinovich (82-83)	27	9.1
Keelah Wilson (99-00)	28	9.1
6. Ryba Pawlaczyk (08-09)	33	9.0
7. Ashleigh Franklin (09-10)	30	8.9
8. Onika Anderson (07-08)	26	8.8
9. Tisha Boldt (90-91)	30	8.7
10. Ashleigh Franklin (10-11)	28	8.5

### 3-point Field Goals Made

Name	Games	3-pt
1. Terrie Davis (07-08)	32	82
2. Amber Gregg (08-09)	29	73
3. Alysse Davis (10-11)	31	61
4. Jordan Stark (07-08)	31	56
Tammy Rogers (90-91)	30	56
6. Jordan Stark (08-09)	22	55
7. Terrie Davis (06-07)	30	54
8. Rosie Smith (97-98)	28	53
9. Nicole Dunson (05-06)	29	52
10. Amber Gregg (09-10)	28	49

### Free Throws Made

Name	Games	Made
1. Tammy Rogers (90-91)	30	167
Moncia Gibbs (08-09)	33	167
3. Kamra King (13-14)	31	160
4. Angel Singleton (94-95)	26	149
5. Angel Singleton (96-97)	27	145
6. Whitney York (09-10)	29	138
7. Monica Gibbs (06-07)	29	136
8. Angel Singleton (97-98)	28	131
9. Amber Gregg (10-11)	29	125
10. Angel Singleton (95-96)	22	124

### Free Throw Percentage (min. 25)

Name	FT-FTA	FT%
1. Rhonda Hoffman (83-84)	28-31	.903
2. Ashley Gardner (11-12)	25-28	.893
Nicole Dunson (04-05)	25-28	.893
4. Kim Maxwell (81-82)	22-25	.880
5. Rhonda Hoffman (85-86)	49-56	.875
6. Rosie Smith (97-98)	65-76	.855
7. Kim Maxwell (82-83)	22-26	.846
8. Terrie Davis (06-07)	65-77	.844
Jordan Stark (08-09)	27-32	.844
10. Amber Gregg (10-11)	125-149	.839

### Assists

Name	Games	A
1. Monica Gibbs (08-09)	33	221
2. Joyce Howard (97-98)	28	201
3. Monica Gibbs (07-08)	33	195
4. Tammy Rogers (90-91)	30	188
5. Shelley Seale (82-83)	27	173
6. Monica Gibbs (06-07)	29	139
7. Monica Gibbs (07-08)	33	138
8. Joyce Howard (96-97)	25	132
9. Amber Follis (98-99)	26	128
10. Sharon Wilson (88-89)	26	126

### Blocks

Name	Games	Blks
1. Alysse Davis (10-11)	31	78
2. Kim Duncan (84-85)	28	57
3. Ryba Pawlaczy (08-09)	33	56
4. Mantha Emory (94-95)	26	50
5. Whitney Wright (11-12)	29	48
6. Keelah Wilson (99-00)	28	41
7. Whitney Wright (12-13)	30	39
8. Kim Duncan (83-84)	27	36
Starlite Williams (86-87)	26	36
10. Amanda Foster (07-08)	33	35

### Steals

Name	Games	Stl
1. Starlite Williams (86-87)	26	92
2. Joyce Howard (97-98)	28	79
3. Michelle Martin (91-92)	26	76
Michelle Martin (92-93)	26	76
5. Tammy Rogers (90-91)	30	74
6. Sharon Wilson (88-89)	26	71
7. Starlite Williams (83-84)	27	70
8. Valerie Wells (83-84)	27	69
Amber Prose (00-01)	28	69
10. Three tied		67



# 1,000-point Club



**Starlite Williams**  
Years Played: 1983-87  
Games: 97  
Average: 16.5  
Points: 1,607



**Angel Singleton**  
Years Played: 1994-98  
Games: 105  
Average: 14.9  
Points: 1,565



**Margaret Martinovich**  
Years Played: 1981-85  
Games: 108  
Average: 13.7  
Points: 1,480



**Monica Gibbs**  
Years Played: 2005-09  
Games: 123  
Average: 11.9  
Points: 1,460



**Tisha Boldt**  
Years Played: 1986-91  
Games: 111  
Average: 12.4  
Points: 1,379



**Kamra King**  
Years Played: 2011-15  
Games: 121  
Average: 11.3  
Points: 1,367



**Tammy Rogers**  
Years Played: 1987-91  
Games: 96  
Average: 13.9  
Points: 1,343



**Michelle Martin**  
Years Played: 1989-93  
Games: 103  
Average: 11.6  
Points: 1,192



**Sharon Wilson**  
Years Played: 1985-89  
Games: 102  
Average: 11.5  
Points: 1,173



**Amber Gregg**  
Years Played: 2007-11  
Games: 118  
Average: 9.7  
Points: 1,143



**Nikki Hendrix**  
Years Played: 2001-04  
Games: 78  
Average: 14.4  
Points: 1,122



**Kim Maxwell**  
Years Played: 1981-84  
Games: 81  
Average: 13.3  
Points: 1,081



**Terrie Davis**  
Years Played: 2004-08  
Games: 118  
Average: 8.9  
Points: 1,052



## Top-50 Scorers

Rk	Player	Points	Games	Years
1.	Starlite Williams	1,607	97	1983-87
2.	Angel Singleton	1,565	105	1993-98
3.	Margaret Martinovich	1,480	108	1981-85
4.	Monica Gibbs	1,460	123	2005-09
5.	Tisha Boldt	1,379	111	1986-88, 89-91
6.	Kamra King	1,367	121	2011-15
7.	Tammy Rogers	1,343	96	1987-91
8.	Michelle Martin	1,192	103	1989-93
9.	Sharon Wilson	1,173	101	1985-89
10.	Amber Gregg	1,143	118	2007-11
11.	Nikki Hendrix	1,122	78	2001-04
12.	Kim Maxwell	1,081	81	1981-84
13.	Terrie Davis	1,052	118	2004-08
14.	Whitney York	931	96	2007-13
15.	Lacy Minge	898	115	2001-06
16.	Rosie Smith	879	54	1997-99
17.	Debbye Groves	877	101	1984-88
18.	Vivian Ewalefo	846	60	2005-07
19.	Valerie Wells	828	54	1982-84
20.	Onika Anderson	800	59	2007-09
21.	Katie Sandefur	782	116	2002-06
22.	Karen Gaskin	764	54	1988-90
23.	Renda Churman	738	108	1997-01
24.	Latifa Northern	717	109	1998-02
25.	Ashleigh Franklin	682	58	2009-11
26.	Melinda Hausenfluke	680	108	1990-94
27.	Rhonda Hoffman	661	102	1983-87
28.	Tiffany Williams	623	102	1990-94
29.	Judy Jones	592	57	2009-12
30.	Dewella Holliday	589	55	2002-04
31.	Philcia Ross	578	96	1990-94
32.	Keelah Wilson	538	52	1998-00
33.	Denise Forestier	537	38	1990-92
34.	Tina Camacho	535	89	1981-83, 84-86
35.	Carmen Brockman	533	79	1989-92
	Whitney Wright	516	114	2009-13
37.	Ashley Gardner	506	51	2010-12
38.	Julie Rampley	503	58	2000-01, 02-03
39.	Jene Vanderbilt	501	97	1998-02
40.	Jordan Stark	497	53	2007-09
41.	Amy Alkek	490	53	1986-88
42.	Lisa Smith	480	47	1995-97
43.	Kim Reed	478	112	2001-05
44.	Nicole Dunson	476	54	2004-06
45.	Soonja Roberson	455	77	1995-98
46.	Niki Foster	437	56	2000-02
	Alysse Davis	437	57	2008-09, 10-11
48.	Mantha Emory	434	52	1993-95
49.	Simone Young	421	56	2011-13
50.	Ankara King	420	46	1992-94



*Starlite Williams is UTSA's all-time scoring leader with 1,607 points.*

### TOP SINGLE-GAME SCORING PERFORMANCE

- 40 by Starlite Williams vs. St. Mary's (12/16/86)
- 36 by Angel Singleton vs. Northwestern State (2/1/97)
- 34 by Starlite Williams vs. Minnesota (12/31/84)
- 33 by Ashleigh Franklin vs. Sam Houston State (3/8/11)
- 32 by Rosie Smith vs. Stephen F. Austin (1/8/98)
- 32 by Tammy Rogers at Texas A&M (12/19/90)
- 32 by Amber Gregg vs. Jacksonville State (11/28/09)
- 31 by Tammy Rogers at UTPA (1/30/91)
- 31 by Starlite Williams vs. Baylor (12/6/86)
- 30 by Starlite Williams at Houston (12/3/86)
- 30 by Starlite Williams vs. Rice (12/3/85)
- 30 by Kim Maxwell vs. Oklahoma City (2/27/84)
- 30 by Rosie Smith vs. Lamar (2/20/99)



## 500-rebound Club



**Monica Gibbs**  
Years Played: 2005-09  
Games: 123  
Average: 8.0  
Rebounds: 990



**Margaret Martinovich**  
Years Played: 1981-85  
Games: 108  
Average: 7.2  
Rebounds: 778



**Angel Singleton**  
Years Played: 1994-98  
Games: 105  
Average: 6.9  
Rebounds: 730



**Tisha Boldt**  
Years Played: 1986-91  
Games: 111  
Average: 6.1  
Rebounds: 675



**Starlite Williams**  
Years Played: 1983-87  
Games: 97  
Average: 6.6  
Rebounds: 636



**Michelle Martin**  
Years Played: 1989-93  
Games: 103  
Average: 5.7  
Rebounds: 590



**Onika Anderson**  
Years Played: 2007-09  
Games: 59  
Average: 9.8  
Rebounds: 579



**Debbye Groves**  
Years Played: 1984-88  
Games: 101  
Average: 5.5  
Rebounds: 550



**Tiffany Williams**  
Years Played: 1990-94  
Games: 102  
Average: 5.3  
Rebounds: 544



**Mannasha Bell**  
Years Played: 2011-15  
Games: 98  
Average: 5.5  
Rebounds: 543



**Tammy Rogers**  
Years Played: 1987-91  
Games: 96  
Average: 5.3  
Rebounds: 513



**Ashleigh Franklin**  
Years Played: 2009-11  
Games: 58  
Average: 8.7  
Rebounds: 506



## Top-50 Rebounders

Rk	Player	Rebounds	Games	Years
1.	Monica Gibbs	990	123	2005-09
2.	Margaret Martinovich	778	108	1981-85
3.	Angel Singleton	730	105	1993-98
4.	Tisha Boldt	675	111	1986-88, 89-91
5.	Starlite Williams	636	97	1983-87
6.	Michelle Martin	590	103	1989-93
7.	Onika Anderson	579	59	2007-09
8.	Debbye Groves	550	101	1984-88
9.	Tiffany Williams	544	102	1990-94
10.	Mannasha Bell	543	98	2011-15
11.	Tammy Rogers	513	96	1987-91
12.	Ashleigh Franklin	506	58	2009-11
13.	Katie Sandefur	473	116	2002-06
14.	Vivian Ewalefo	454	60	2005-07
15.	Lacy Mingee	447	115	2001-06
16.	Nikki Hendrix	435	78	2001-04
17.	Whitney Wright	419	114	2009-13
18.	Sharon Wilson	411	101	1985-89
19.	Valerie Wells	401	54	1982-84
20.	Judy Jones	392	57	2009-12
21.	Carmen Brockman	390	79	1989-92
22.	Kim Reed	389	112	2001-05
23.	Terrie Davis	387	118	2004-08
24.	Latifa Northern	381	109	1998-02
25.	Ryba Pawlaczyk	375	60	2007-09
	Renda Churman	375	108	1997-01
27.	Keelah Wilson	342	52	1998-00
28.	Julie Rampley	335	58	2000-03
29.	Mantha Emory	334	52	1993-95
30.	Kim Maxwell	333	81	1981-84
31.	Annie Archambault	329	74	1991-94
32.	Melinda Hausenfluke	326	108	1990-94
33.	Denise Fritz	322	54	1981-83
34.	Karen Gaskin	311	54	1988-90
35.	Soonja Roberson	299	77	1995-98
36.	Dewella Holliday	290	55	2002-04
37.	Sonya Smith	289	49	1985-87
38.	Alysse Davis	283	57	2008-09, 10-11
39.	Lisa Smith	280	47	1995-97
40.	Ashley Gardner	274	51	2010-12
41.	Jene Vanderbilt	273	97	1998-02
42.	Cindy Pavell	271	27	1981-82
43.	Whitney York	266	96	2007-13
44.	Cori Cooper	264	92	2008-09, 10-13
45.	Amber Gregg	253	118	2007-11
46.	Ankara King	251	46	1992-94
47.	Jordan Stark	243	53	2007-09
48.	Summer Swoboda	241	55	1996-98
49.	Kim Duncan	239	55	1983-85
	Rosie Smith	239	54	1997-99



*Monica Gibbs is one of six players in school history to record more than 1,000 points and 500 rebounds.*

### TOP SINGLE-GAME REBOUNDING PERFORMANCE

- 24 by Margaret Martinovich vs. TAMUK (11/27/81)
- 23 by Onika Anderson vs. Sam Houston State (2/21/09)
- 22 by Ashleigh Franklin vs. Sam Houston St. (2/20/10)
- 20 by Cindy Pavell vs. Texas Lutheran (12/1/81)
- 19 by Ashleigh Franklin at Sam Houston State (1/8/11)
- 19 by Onika Anderson vs. Texas State (1/26/08)
- 19 by Vivian Ewalefo vs. Lamar (1/6/07)
- 19 by Keelah Wilson vs. UT Arlington (12/30/99)
- 18 by Ashleigh Franklin vs. Houston (12/7/09)
- 18 by Tammy Tilghman vs. Iona (12/9/88)
- 17 by Judy Jones at Southeastern La. (02/08/12)
- 17 by Richelle Parks vs. UT-Martin (12/19/05)
- 17 by Margaret Martinovich vs. Texas Southern (1/6/83)
- 17 by Angel Singleton vs. North Texas (1/22/96)
- 17 by Vivian Ewalefo vs. Northwestern St. (3/3/06)
- 16 by Cori Cooper at Texas State (02/25/12)
- 16 by Mannasha Bell vs. Houston (12/04/11)
- 16 by Niki Foster vs. Sam Houston St. (2/22/01)
- 16 by Keelah Wilson vs. Northwestern St. (1/20/00)
- 16 by Angel Singleton vs. McNeese St. (1/11/96)
- 16 by Onika Anderson vs. Northwestern St. (1/19/08)
- 16 by Onika Anderson vs. Texas A&M-CC (2/2/08)
- 16 by Onika Anderson vs. McNeese St. (1/10/09)



# Opponent Records

(against UTSA)

## Individual Opponent Records

### Single Game

#### Points Scored

45 by Kelia Shelton, Louisiana Tech (2/7/13)

#### Points Scored/Conference Game

45 by Kelia Shelton, Louisiana Tech (2/7/13)

#### Field Goals

16 by Lisa Foss, No. Illinois (2/22/91)

16 by Kelia Shelton, Louisiana Tech (2/7/13)

#### Field Goals/Conference Game

16 by Kelia Shelton, Louisiana Tech (2/7/13)

#### Free Throws

17 by Tammy Terry, Oklahoma City (2/27/84)

#### Free Throws/Conference Game

17 by Tammy Terry, Oklahoma City (2/27/84)

#### Free Throw Attempts

21 by Katrina Price, SFA (3/5/98)

#### Free Throw Attempts/Conference

21 by Katrina Price, SFA (3/5/98)

#### 3-Point FG

9 by Carin Stites, Oklahoma (1/21/91)

9 by Angela Branch, ULM (12/30/93)

#### 3-Point FG/Conference Game

9 by Angela Branch, ULM (12/30/93)

#### Rebounds

21 by Kris Veatch, New Mexico St., (1/23/88)

21 by Yolanda Wilkerson, Texas St. (12/24/96)

#### Rebounds/Conference Game

21 by Yolanda Wilkerson, Texas St. (12/24/96)

#### Assists

14 by Amy Sheiron, Sam Houston (2/18/99)

#### Turnovers

12 by Lakeita Richardson, Sam Houston (2/10/94)

#### Blocked Shots

8 by Cheyenne Parker, Middle Tenn. (1/29/15)

#### Steals

11 by Leslie Hale, Sam Houston (2/11/95)

## Team Records

### Single Game

#### Points Scored

115 by Houston (12/18/89)

#### Points Scored/Conference Game

102 by Stephen F. Austin (2/3/96)

#### Points Scored in a Half

66 (1st half) by Houston (12/18/89)

60 (2nd half) by Houston (11/27/90)

#### Fewest Points

26 by Prairie View A&M (1/29/83)

#### Fewest Points/Conference Game

37 by Texas A&M-Corpus Christi (2/17/10)

#### Fewest Points Scored in a Half

8 (1st half) by Prairie View A&M (12/3/96)

#### Most Field Goals Made

47 by Houston (11/27/90)

#### Fewest Field Goals Made

7 by Schreiner (11/15/09)

#### Fewest Field Goals in a Half

1 by Prairie View A&M (12/3/96); Schreiner (11/15/09)

#### Fewest Field Goals/Conference Game

12 by Southeastern Louisiana (1/4/01)

#### Most FG Attempts

90 by Houston (11/27/90)

#### Highest FG Percentage

67.8% (40-59) by Stephen F. Austin (1/8/00)

#### Highest FG Percentage in a Half

72% by Baylor (12/16/96)

#### Lowest FG Percentage

14% (7-50) by Schreiner (11/15/09)

#### Most Free Throws Made

33 by Oral Roberts (2/22/86); Texas Tech (12/17/88)

## Fewest Free Throws Made

1 by five opponents, most recent by Texas St. (1/28/09)

## Most 3-Point FG

13 by Oklahoma (1/21/91)

## Most 3-Point FG Made/Conference Game

11 by Sam Houston St. (1/19/06)

## Most 3-Point FG Attempts

40 by New Mexico St. (12/31/90)

## Most 3-Point FG Attempts/Conference Game

34 by Nicholls (2/19/11)

## Highest 3-Point FG Percentage

66.7% by four opponents, most recent by UAB (6-of-9)(1/31/15)

## Most Rebounds

64 by Prairie View A&M (2/8/90); Louisiana-Monroe (12/30/93)

## Most Rebounds/Conference Game

64 by Louisiana-Monroe (12/30/93)

## Most Assists

38 by Northwestern St. (2/20/93)

## Most Assists/Conference Game

38 by Northwestern St. (2/20/93)

## Most Turnovers

43 by A&M-Commerce (1/12/87)

## Most Fouls

36 by Angelo St. (1/11/82)

## Most Fouls/Conference Game

27 by Northwestern St. (1/30/99); Lamar (2/3/05)

## Fewest Fouls

7 by McNeese St. (2/19/94)

## Most Blocks

13 by Idaho (1/26/13)

## Most Steals

31 by Houston (11/27/90)

# ALL-TIME VS. RANKED OPPONENTS

## By Date

Dec. 5, 1985	vs. No. 25 Houston	L, 52-63
Dec. 13, 1986	at No. 22 Texas Tech	L, 62-75
Jan. 9, 1988	at No. 25 Stephen F. Austin	L, 58-81
Dec. 19, 1988	vs. No. 19 Stephen F. Austin	L, 59-66
Nov. 22, 1997	vs. No. 19 Texas Tech	L, 44-57
Dec. 2, 1998	at No. 12 Texas Tech	L, 39-96
Dec. 30, 2001	vs. No. 19 Auburn	L, 50-73
Dec. 31, 2003	vs. No. 11 Kansas State	L, 45-75
Dec. 19, 2005	at No. 10 Arizona State	L, 64-78
Dec. 20, 2006	vs. No. 13 Purdue	L, 50-75
March 22, 2008	vs. No. 8 Texas A&M	L, 52-91
Nov. 16, 2008	at No. 24 TCU	L, 60-73
March 22, 2009	vs. No. 5 Baylor	L, 82-87 (OT)
Nov. 13, 2009	at No. 10 Texas	L, 60-71
Dec. 19, 2009	vs. No. 6 Florida State	L, 50-65
Nov. 19, 2010	vs. No. 23 TCU	L, 59-83
Nov. 15, 2014	vs. No. 9 Texas	L, 68-48
Jan. 24, 2015	vs. No. 24 WKU	W, 64-63

1-17

## By Rank

March 22, 2009	vs. No. 5 Baylor	L, 82-87 (OT)
Dec. 19, 2009	vs. No. 6 Florida State	L, 50-65
March 22, 2008	vs. No. 8 Texas A&M	L, 52-91
Nov. 15, 2014	vs. No. 9 Texas	L, 68-48
Dec. 19, 2005	at No. 10 Arizona State	L, 64-78
Nov. 13, 2009	at No. 10 Texas	L, 60-71
Dec. 31, 2003	vs. No. 11 Kansas State	L, 45-75
Dec. 2, 1998	at No. 12 Texas Tech	L, 39-96
Dec. 20, 2006	vs. No. 13 Purdue	L, 50-75
Dec. 19, 1988	vs. No. 19 Stephen F. Austin	L, 59-66
Nov. 22, 1997	vs. No. 19 Texas Tech	L, 44-57
Dec. 30, 2001	vs. No. 19 Auburn	L, 50-73
Dec. 13, 1986	at No. 22 Texas Tech	L, 62-75
Nov. 19, 2010	vs. No. 23 TCU	L, 59-83
Nov. 16, 2008	at No. 24 TCU	L, 60-73
Jan. 24, 2015	vs. No. 24 WKU	W, 64-63
Dec. 5, 1985	vs. No. 25 Houston	L, 52-63
Jan. 9, 1988	at No. 25 Stephen F. Austin	L, 58-81

1-17

# HISTORY







## Honor Roll

### SOUTHLAND CONFERENCE AWARDS

<i>Coach of the Year</i>	
Rae Rippetoe-Blair	2001
Rae Rippetoe-Blair	2003
Rae Rippetoe-Blair	2009
<i>Player of the Year</i>	
Monica Gibbs	2009
<i>Defensive Player of the Year</i>	
Monica Gibbs	2009
<i>Freshman of the Year</i>	
Rosie Smith	1998
Richelle Parks	2005
Monica Gibbs	2006
<i>Newcomer of the Year</i>	
Nikki Hendrix	2002
Dewella Holliday	2003
Vivian Ewalefo	2006
Onika Anderson	2008
<i>Student-Athlete of the Year</i>	
Nicole Dunson	2004-05
Ryba Pawlaczyk	2008-09
<i>First Team</i>	
Nikki Hendrix	2003
Nikki Hendrix	2004
Vivian Ewalefo	2006
Vivian Ewalefo	2007
Monica Gibbs	2008
Onika Anderson	2009
Monica Gibbs	2009
<i>Second Team</i>	
Angel Singleton	1997
Joyce Howard	1998
Rosie Smith	1999
Keelah Wilson	2000
Renda Churman	2001
Julie Rampley	2001
Nikki Hendrix	2002
Dewella Holliday	2004
Richelle Parks	2005

Monica Gibbs	2007
Onika Anderson	2008
Whitney York	2010
Judy Jones	2010
Amber Gregg	2011

<i>Third Team</i>	
Julie Rampley	2003
Tanisha Jackson	2003
Nicole Dunson	2006
Terrie Davis	2008
Ashleigh Franklin	2010
Ashleigh Franklin	2011

<i>Honorable Mention</i>	
Nicole Dunson	2005
Ryba Pawlaczyk	2009
Judy Jones	2012

<i>SLC Tournament MVP</i>	
Monica Gibbs	2008
Onika Anderson	2009

<i>SLC All-Tournament Team</i>	
Rose Smith	1998
Nikki Hendrix	2003
Nikki Hendrix	2004
Monica Gibbs	2006
Vivian Ewalefo	2006
Terrie Davis	2008
Onika Anderson	2008
Monica Gibbs	2008
Monica Gibbs	2009
Jordan Stark	2009
Onika Anderson	2009
Ashleigh Franklin	2011

<i>SLC All-Academic</i>	
Nicole Dunson (1st team)	2004-05
Nicole Dunson (1st team)	2005-06
Ryba Pawlaczyk (1st team)	2008-09
Whitney York (2nd team)	2009-10
Alysse Davis (2nd team)	2010-11

### WESTERN ATHLETIC CONFERENCE AWARDS

<i>Third Team</i>	
Kamra King	2013

### NATIONAL AWARDS

<i>ESPN The Magazine/CoSIDA Academic All-District IV</i>	
Nicole Dunson	2005-06
Ryba Pawlaczyk	2008-09
<i>Arthur Ashe Jr. Sports Scholar Award</i>	
Nicole Dunson	2006



## Annual Leaders

### 1981-82

Points - Cindy Pavell (15.4)  
Rebounds - Cindy Pavell (10.0)  
Assists - Shelley Seale (4.6)

### 1982-83

Points - Margaret Martinovich (17.4)  
Rebounds - Margaret Martinovich (9.1)  
Assists - Shelley Seale (6.4)

### 1983-84

Points - Valerie Wells (16.7)  
Rebounds - Valerie Wells (7.8)  
Assists - Rhonda Hoffman (3.9)

### 1984-85

Points - Starlite Williams (17.6)  
Rebounds - Starlite Williams (7.9)  
Assists - Karen Kroen (3.3)

### 1985-86

Points - Starlite Williams (17.1)  
Rebounds - Debbye Groves (7.1)  
Assists - Rhonda Hoffman (4.0)

### 1986-87

Points - Starlite Williams (20.6)  
Rebounds - Starlite Williams (7.0)  
Assists - Rhonda Hoffman (3.4)

### 1987-88

Points - Tisha Boldt (15.1)  
Rebounds - Debbye Groves (6.5)  
Assists - Sharon Wilson (4.1)

### 1988-89

Points - Sharon Wilson (15.2)  
Rebounds - Tammy Rogers (6.1)  
Assists - Sharon Wilson (4.8)

### 1989-90

Points - Karen Gaskin (15.8)  
Rebounds - Karen Gaskin (6.7)  
Assists - Tammy Rogers (3.9)

### 1990-91

Points - Tammy Rogers (19.4)  
Rebounds - Tisha Boldt (8.7)  
Assists - Tammy Rogers (7.2)

### 1991-92

Points - Denise Forestier (13.7)  
Rebounds - Michelle Martin & Carmen Brockman (7.5)  
Assists - Melinda Hausenfluke (2.9)

### 1992-93

Points - Tina Martin (14.0)

Rebounds - Tiffany Williams (6.2)  
Assists - Michelle Carlucci (3.2)

### 1993-94

Points - Ankara King (11.1)  
Rebounds - Tiffany Williams (6.8)  
Assists - Melinda Hausenfluke (2.8)

### 1994-95

Points - Angel Singleton (14.8)  
Rebounds - Angel Singleton (7.2)  
Assists - Tracey Pepper (4.3)

### 1995-96

Points - Angel Singleton (14.2)  
Rebounds - Angel Singleton (7.5)  
Assists - Sherika Nelson (3.1)

### 1996-97

Points - Angel Singleton (16.0)  
Rebounds - Angel Singleton (6.9)  
Assists - Joyce Howard (5.3)

### 1997-98

Points - Rosie Smith (15.6)  
Rebounds - Angel Singleton (6.5)  
Assists - Joyce Howard (7.2)

### 1998-99

Points - Rosie Smith (17.0)  
Rebounds - Donelle Jones (6.4)  
Assists - Amber Follis (4.9)

### 1999-2000

Points - Keelah Wilson (14.8)  
Rebounds - Keelah Wilson (9.1)  
Assists - Jene Vanderbilt (2.5)

### 2000-01

Points - Renda Chruman (11.4)  
Rebounds - Julie Rampley (6.4)  
Assists - Julie Rampley (3.6)

### 2001-02

Points - Niki Foster (13.0)  
Rebounds - Kate Fitzgerald (6.0)  
Assists - Kate Fitzgerald (2.3)

### 2002-03

Points - Nikki Hendrix (13.9)  
Rebounds - Tanisha Jackson (6.5)  
Assists - Julie Rampley (3.9)

### 2003-04

Points - Nikki Hendrix (17.7)  
Rebounds - Nikki Hendrix (7.0)  
Assists - Kim Reed (3.0)

### 2004-05

Points - Richelle Parks (13.9)  
Rebounds - Richelle Parks (8.0)  
Assists - Kim Reed (3.5)

### 2005-06

Points - Vivian Ewalefo (12.2)  
Rebounds - Vivian Ewalefo (7.6)  
Assists - Monica Gibbs (4.9)

### 2006-07

Points - Vivian Ewalefo (16.0)  
Rebounds - Monica Gibbs (8.1)  
Assists - Monica Gibbs (4.8)

### 2007-08

Points - Onika Anderson (13.5)  
Rebounds - Onika Anderson (8.8)  
Assists - Monica Gibbs (5.9)

### 2008-09

Points - Monica Gibbs (15.6)  
Rebounds - Onika Anderson (10.6)  
Assists - Monica Gibbs (6.7)

### 2009-10

Points - Whitney York (15.0)  
Rebounds - Ashleigh Franklin (8.9)  
Assists - Whitney York (3.0)

### 2010-11

Points - Amber Gregg (13.7)  
Rebounds - Ashleigh Franklin (8.5)  
Assists - Amber Gregg (3.2)

### 2011-12

Points - Kamra King (10.4)  
Rebounds - Judy Jones (7.0)  
Assists - Simone Young (2.4)

### 2012-13

Points - Kamra King (9.3)  
Rebounds - Niaga Mitchell-Cole (4.3)  
Assists - Simone Young (2.2)

### 2013-14

Points - Kamra King (13.6)  
Rebounds - McKenzie Adams (5.7)  
Assists - Miki Turner (3.1)

### 2014-15

Points - Kamra King (11.7)  
Rebounds - Akunna Elonu (7.3)  
Assists - Kamra King, Ashley Spaletta (2.0)



## Year-by-Year Records

Year	Coach	Record	Conference Record	NCAA
1981-82	Ginny DeHaven	16-11	—	—
1982-83	Ginny DeHaven	17-10	—	—
1983-84	Ginny DeHaven	21-6	9-1 (OCAC)	—
1984-85	Bill MacLeay	18-10	9-1 (OCAC)	—
1985-86	Bill MacLeay	18-9	—	—
1986-87	Bill MacLeay	18-8	—	—
1987-88	Bill MacLeay	10-18	—	—
1988-89	Bill MacLeay	9-17	—	—
1989-90	Mary Ann McLaughlin	12-16	—	—
1990-91	Mary Ann McLaughlin	18-12	—	—
1991-92	Mary Ann McLaughlin	4-23	—	—
1992-93	Mary Ann McLaughlin	11-15	6-12 (t-7th/SLC)	—
1993-94	Mary Ann McLaughlin	5-21	2-16 (9th/SLC)	—
1994-95	Jeff Spivey	7-19	2-16 (9th/SLC)	—
1995-96	Jeff Spivey	8-18	4-14 (9th/SLC)	—
1996-97	Terry Gray	14-13	7-9 (6th/SLC)	—
1997-98	Terry Gray	18-10	9-7 (t-4th/SLC)	—
1998-99	Terry Gray	6-20	3-15 (t-10th/SLC)	—
1999-2000	Jeff Dow	7-20	3-15 (t-10th/SLC)	—
2000-01	Rae Rippetoe-Blair	16-13	13-7 (4th/SLC)	—
2001-02	Rae Rippetoe-Blair	16-12	15-5 (3rd/SLC)	—
2002-03	Rae Rippetoe-Blair	18-11	17-3 (1st/SLC)	—
2003-04	Rae Rippetoe-Blair	15-14	10-6 (4th/SLC)	—
2004-05	Rae Rippetoe-Blair	16-12	10-6 (5th/SLC)	—
2005-06	Rae Rippetoe-Blair	18-12	11-5 (3rd/SLC)	—
2006-07	Rae Rippetoe-Blair	14-16	9-7 (t-4th, West/SLC)	—
2007-08	Rae Rippetoe-Blair	23-10	12-4 (3rd, West/SLC)	0-1
2008-09	Rae Rippetoe-Blair	24-9	14-2 (t-1st, West/SLC)	0-1
2009-10	Rae Rippetoe-Blair	16-14	10-6 (3rd, West/SLC)	—
2010-11	Rae Rippetoe-Blair	16-15	11-5 (t-1st, West/SLC)	—
2011-12	Rae Rippetoe-Blair	8-21	4-12 (t-4th, West/SLC)	—
2012-13	Rae Rippetoe-Blair	16-14	10-8 (4th/WAC)	—
2013-14	Lubomyr Lichonczak	14-17	4-12 (15th/CUSA)	—
2014-15	Lubomyr Lichonczak	16-15	11-7 (t-4th/CUSA)	—
33 seasons		483-481 (.501)	215-201 (.517)	0-2 (.000)

### COACHING HISTORY

	Years	Record
Ginny DeHaven	1981-84	54-27 (.666)
Bill MacLeay	1984-89	73-62 (.541)
Mary Ann McLaughlin	1989-94	50-87 (.364)
Jeff Spivey	1994-96	15-37 (.288)
Terry Gray	1996-99	38-43 (.469)
Jeff Dow	1999-2000	7-20 (.259)
Rae Rippetoe-Blair	2000-13	216-173 (.555)
Lubomyr Lichonczak	2013-Present	30-32 (.484)

### WINNINGEST COACHES

	Years	Record
Rae Rippetoe-Blair	2000-13	216-173 (.555)
Bill MacLeay	1984-89	73-62 (.541)
Ginny DeHaven	1981-84	54-27 (.666)
Mary Ann McLaughlin	1989-94	50-87 (.364)
Terry Gray	1996-99	38-43 (.469)
Lubomyr Lichonczak	2013-Present	30-32 (.484)
Jeff Spivey	1994-96	15-37 (.288)
Jeff Dow	1999-2000	7-20 (.259)



**Ginny DeHaven**  
**1981-84**  
**54-27 (.666)**  
**three seasons**

**1981-82 (16-11)**

N 23	@ Texas St.	W	89-69
N 25	Houston	L	44-59
N 27	A&M-Kingsville #	W	82-69
N 28	UTEP #	W	72-62
N 29	UT-Pan American #	W	71-40
D 1	Texas Lutheran	W	80-62
D 3	@ Texas A&M	W	67-57
D 5	@ Baylor	L	65-69
D 11	Baylor	L	69-70
J 4	UT Arlington	W	56-55
J 9	Lamar	W	53-51
J 11	Angelo St.	W	73-50
J 14	@ Lamar	L	59-71
J 19	@ Texas Lutheran	W	72-62
J 21	Texas A&M	L	51-60
J 23	Texas Woman's	W	71-51
J 25	A&M-Kingsville	W	68-48
J 29	W. Texas A&M ^	L	61-67
J 30	Southwestern ^	W	58-53
J 30	A&M-Kingsville ^	W	75-62
F 4	@ Texas Woman's	W	60-48
F 5	@ North Texas %	L	67-77
F 6	Texas Woman's %	W	56-40
F 8	@ UT Arlington	L	50-75
F 16	@ SMU	L	57-76
F 19	@ Texas A&M	L	48-53
F 22	@ Houston	L	58-75

# - A&M-Kingsville Tournament

^ - Angelo St. Tournament

% - North Texas Tournament

**1982-83 (17-10)**

N 22	@ Southwestern	W	67-56
N 24	Sam Houston	W	67-52
N 29	@ Texas A&M	L	64-84
D 2	Texas Lutheran	W	92-57
D 6	Southwestern	W	62-43
D 10	Texas St.	L	53-55
D 11	Hardin-Simmons	W	74-58
J 4	UT Arlington	W	56-30
J 6	@ Texas Southern	L	55-65
J 8	North Texas	W	78-60
J 10	Rice	W	68-53
J 12	@ Sam Houston	W	59-29
J 17	@ Huston-Tillotson	W	89-51
J 19	@ Texas Lutheran	W	70-54
J 25	Houston (OT)	L	80-90
J 27	@ Prairie View A&M	W	72-26
J 29	Huston-Tillotson	W	92-56

**Year-by-Year Results**

F 2	SMU (OT)	W	67-66
F 5	@ Lamar	L	56-66
F 8	Texas	L	54-74
F 10	Prairie View A&M	W	96-29
F 14	@ Hardin-Simmons	W	81-66
F 15	@ Texas Tech	L	76-86
F 19	Texas Southern	L	73-80
F 22	@ Rice	W	75-65
F 23	@ Houston	L	67-75
F 26	Lamar	L	65-66

**1983-84 (21-6, 7-1 OCAC)**

N 22	@ Sam Houston	W	79-55
N 28	Southwestern	W	100-46
D 1	@ Texas St.	W	69-66
D 3	Texas Tech	L	64-72
D 5	Houston	L	66-68
D 7	@ Texas	L	45-90
D 12	@ Baylor	W	67-66
D 31	Missouri St.	W	82-79
J 3	Texas St.	W	99-73
J 5	Texas A&M	L	66-70
J 9	@ St. Mary's	W	75-58
J 17	@ Rice	W	76-55
J 18	@ Houston	L	73-80
J 21	@ Oral Roberts *	W	77-72
J 23	@ Okla. City *	W	85-78
J 27	Sam Houston	W	88-47
F 2	@ Southwestern	W	71-66
F 4	W. Texas A&M *	W	72-69
F 6	@ Hardin-Simmons *	W	88-71
F 11	UTEP *	W	92-79
F 14	St Mary's	W	79-49
F 18	@ W. Texas A&M *	L	54-69
F 20	Hardin-Simmons	W	90-41
F 25	Oral Roberts *	W	75-64
F 27	Okla. City *	W	113-91
F 29	Rice	W	73-72
M 3	@ UTEP *	W	72-68

\* Oil Country Athletic Conference game



**Bill MacLeay**  
**1984-89**  
**75-60 (.555)**  
**five seasons**

**1984-85 (18-10, 9-1 OCAC)**

N 22	Missouri ^	L	70-86
N 23	Minnesota ^	L	57-60
N 24	Mississippi St. ^	W	56-54
N 29	Texas St.	W	66-59
D 1	Texas Southern	W	84-57
D 3	@ Rice	W	77-67
D 4	@ Houston	L	59-80
D 8	Southwestern	W	84-54

D 14	Idaho #	L	67-68
D 15	La Tech #	L	39-80
D 31	Minnesota \$	L	72-86
J 4	UL-Monroe %	L	56-77
J 5	Hardin-Simmons %	W	83-64
J 8	@ Texas A&M	W	61-51
J 15	St. Mary's	W	72-64
J 19	Oral Roberts *	W	80-56
J 21	Okla. City *	W	76-67
J 24	@ Texas St. L(OT)	W	69-71
F 2	@ W. Texas A&M *	L	67-83
F 4	@ Hardin-Simmons *	W	88-68
F 9	@ UTEP *	W	79-69
F 12	@ St. Mary's	W	68-47
F 16	W. Texas A&M *	W	73-54
F 18	Hardin-Simmons *	W	78-61
F 23	@ Oral Roberts *	W	68-57
F 25	@ Okla. City *	W	66-65
M 2	UTEP *	W	78-52
M 9	W. Texas A&M **	L	64-79

^ - Queen's Classic (Plainview)

# - Hilton Inn Classic (Dallas)

\$ - Kangaroo Classic (San Diego, Calif.)

\* - Oil Country Athletic Conference game

\*\* - OCAC Championship (Abilene)

**1985-86 (18-9)**

N 26	@ Texas Southern	W	69-68
N 30	Texas St.	W	72-58
D 3	Rice	W	81-67
D 5	Houston	L	52-63
D 9	Baylor	W	62-58
D 16	@ A&M-Kingsville	W	71-38
D 18	Creighton	W	71-69
J 4	Texas Southern	W	68-54
J 6	Texas A&M	W	57-54
J 10	UT-Pan American ^	W	75-36
J 11	Sam Houston	W	58-57
J 13	St. Mary's	W	74-55
J 18	Oral Roberts	L	54-60
J 22	@ Prairie View A&M	L	54-71
J 25	Southwestern	W	86-53
J 28	UT-Pan American	W	69-58
F 1	@ W. Texas A&M	L	43-85
F 3	@ Hardin-Simmons	W	61-58
F 6	@ St. Mary's	W	73-67
F 8	@ UTEP	W	65-58
F 11	@ Texas St.	L	66-69
F 13	Prairie View A&M	L	61-64
F 15	W. Texas A&M	L	56-59
F 17	Hardin-Simmons	W	83-67
F 22	@ Oral Roberts	L	61-97
F 25	@ UT-Pan American	L	48-64
M 1	UTEP	W	99-65

^ at Huntsville

**1986-87 (18-8)**

N 28	Oklahoma ^	L	62-67
N 29	Nevada ^	W	78-67
D 3	@Houston	L	74-75
D 5	Alabama #	L	72-77
D 6	Baylor #	W	75-67
D 8	Texas St.	W	77-66
D 10	@ SMU	L	61-66
D 13	@ Texas Tech	L	62-75
D 16	St. Mary's	W	83-72
D 20	SFA	W	76-67
J 8	UT Arlington	W	67-43
J 10	Sam Houston	W	66-38
J 12	A&M-Commerce	W	93-48
J 15	North Texas	W	82-62
J 17	A&M-Kingsville	W	79-43
J 21	@ UT-Pan American	W	66-41
J 26	St. Mary's	W	75-52
J 31	@ Tulane	W	69-66
F 2	@ New Orleans	L	63-77
F 5	UTEP	W	72-53
F 7	@ Sam Houston	L	58-59
F 10	@ Creighton	L	65-73
F 16	@ Texas St.	W	81-75
F 21	UT-Pan American	W	72-36
F 25	@ Baylor	W	63-57
F 28	@ UTEP	W	58-52

^ - Leggs Tournament (Las Cruces, N.M.)

# - Ladyjack Dial Classic (Nacogdoches)

**1987-88 (12-16)**

N 28	@ Oklahoma St. ^	L	46-91
N 29	Prairie View A&M ^	W	85-52
D 1	Houston	L	65-69
D 4	Texas A&M #	L	58-69
D 5	UL-Lafayette #	W	72-66
D 8	Texas Tech	L	50-67
D 12	@ Arkansas	L	73-84
D 15	Baylor	W	50-46
D 19	St. Mary's	W	79-61
D 31	Pepperdine	W	57-51
J 7	@ A&M-Commerce	W	64-50
J 9	@ SFA	L	58-81
J 11	@ North Texas	L	59-74
J 14	UALR	W	76-71
J 16	New Orleans	L	55-83
J 20	Colorado St. %	W	64-55
J 24	@ UW-Green Bay	W	62-57
J 25	@ Creighton	L	62-82
F 1	@ Texas St.	L	62-84
F 3	@ SMU	L	58-81
F 6	UTEP	W	76-55
F 9	@ UALR	L	69-75
F 10	@ UMKC	L	62-79
F 15	@ UT Arlington	L	67-75
F 21	@ UTEP	W	59-58
F 23	@ New Mexico St.	L	65-91
F 27	Oral Roberts	L	78-92
M 1	Texas St.	W	81-67

^ - OSU Cowgirl Classic (Stillwater, Okla.)  
 # - Converse-Hampton Inn Lady Aggie Classic (College Station, Texas)  
 % - Played at HemisFair Arena

**1988-89 (9-17)**

N 25	Lamar ^	L	76-78
N 26	Prairie View A&M ^	W	62-44
D 2	South Alabama #	L	55-77
D 3	Arkansas #	L	57-75
D 5	Texas St.	L	64-78
D 9	Iona %	W	88-58
D 10	@ Missouri %	L	68-89
D 17	@ Texas Tech	L	53-92
D 19	SFA	L	59-66
J 2	Houston	L	63-71
J 6	@ UTEP	L	63-76
J 9	Arkansas	L	77-97
J 12	@ Wyoming	L	67-70
J 14	@ Colorado St.	L	57-71
J 19	New Mexico St.	W	58-57
J 21	Southeastern La.	L	59-70
J 24	St. Mary's	W	100-62
J 28	@ Oral Roberts	L	71-92
J 30	@ North Texas	L	59-80
F 2	Nicholls	W	59-54
F 4	UMKC	L	57-61
F 8	UTEP	W	64-60
F 18	@ Southeastern La.	L	63-71
F 20	@ Nicholls	W	72-64
F 27	@ Texas St.	W	79-78
M 2	Creighton	W	82-80

^ - Sam Houston Tourney (Huntsville)

# - SFA Dial Classic (Nacogdoches)

% - Mid-America Classic (Columbia, Mo.)



**Mary Ann McLaughlin**  
**1989-94**  
**50-87 (.364)**  
**five seasons**

**1989-90 (12-16)**

N 25	Schreiner	W	83-60
N 27	@ Lamar	L	68-90
D 2	Angelo St.	W	77-74
D 3	@ Baylor	W	75-66
D 11	Texas Lutheran	W	88-54
D 16	Lamar	L	63-79
D 18	@ Houston	L	66-115
D 20	Texas Tech	L	65-82
D 29	@ Pepperdine^	L	61-82
D 30	San Diego St.^	W	67-65
J 3	@ Texas St.	L	61-75
J 8	@ UTEP	L	59-65
J 10	@ New Mexico St.	L	55-89
J 13	Wyoming	L	59-68
J 17	Prairie View A&M	W	75-59

J 20	Nicholls	W	82-51
J 22	St. Mary's %	W	68-62
J 29	UMKC	L	54-57
F 1	Texas St.	L	64-66
F 3	@ Southeastern La.	L	75-84
F 5	@ Nicholls	L	52-70
F 8	@ Prairie View A&M	L	64-71
F 12	@ UMKC	L	48-69
F 17	UTEP	L	64-69
F 22	Southeastern La.	W	86-84
F 24	UT-Pan American	W	86-70
F 28	@UT-Pan American	W	80-58
M 3	North Texas	W	82-81

^ - Pepperdine Tournament (Malibu, Calif.)

% - Played at HemisFair Arena

**1990-91 (18-12)**

N 24	Schreiner	W	113-89
N 27	@ Houston	L	55-111
N 30	Wayland Baptist	L	64-73
D 4	@ UTEP	L	76-78
D 7	Duke^	L	68-71
D 8	Baylor^	L	76-91
D 17	@ Baylor	L	80-87
D 19	@ Texas A&M	L	69-84
D 31	New Mexico St.	W	98-84
J 3	UT Arlington	W	83-69
J 5	Prairie View A&M	W	86-46
J 8	@ North Texas	W	84-75
J 10	Lamar	L	71-96
J 12	Nicholls	W	83-73
J 14	@ Sam Houston	W	76-63
J 21	@ Oklahoma	L	86-93
J 26	Texas Southern	W	80-68
J 29	Sam Houston	W	96-78
J 30	@ UT-Pan American	W	88-72
F 4	@ UT Arlington	W	69-63
F 7	@ Texas Southern	W	72-52
F 9	SMU	W	93-77
F 12	UTEP	W	86-61
F 16	@ Tulane (OT)	W	98-93
F 18	@ Nicholls	W	69-58
F 22	No. Illinois#	L	73-103
F 23	@ Alaska Anchorage#	L	89-97
F 24	No. Arizona#	W	79-75
F 28	UT-Pan American	W	70-51
M 2	Texas St.	L	58-73

^ - SWT Jowers Jamboree (San Marcos)

# - Great Alaska Shootout (Anchorage, Alaska)

**1991-92 (4-23)**

N 22	Baylor	L	68-85
N 25	@ Oklahoma	L	70-102
N 30	@ UT-Pan American	L	57-80
D 6	SMU	L	56-59
D 11	Texas A&M	W	75-59
D 16	UT-Pan American	L	57-61
D 20	Pacific ^	L	57-75
D 21	Dartmouth ^	L	60-68



J 2	@ UT Arlington	L	71-76
J 4	@ North Texas	L	67-75
J 9	McNeese St.	L	66-76
J 11	Nicholls	W	72-63
J 16	@ UL-Monroe	L	81-94
J 18	@ Northwestern St.	L	69-81
J 23	Schreiner	W	84-63
J 25	@ Texas St.	L	54-56
J 30	SFA	L	50-77
F 1	Sam Houston	L	52-55
F 6	@ Nicholls	L	62-67
F 8	@ McNeese St.	L	66-93
F 10	UT Arlington	L	59-65
F 13	Northwestern St.	L	60-64
F 15	UL-Monroe	L	75-81
F 22	Texas St.	L	45-61
F 27	@ Sam Houston	L	45-58
F 29	@ SFA	L	54-78
M 2	North Texas	W	65-62

^ - Santa Clara Classic (Santa Clara, Calif.)

**1992-93 (11-15, 6-12 SLC)**

D 1	@ UT-Pan American	W	54-51
D 5	A&M-Kingsville	W	73-46
D 9	UT-Pan American	W	50-47
D 12	@ Texas Southern	L	62-78
D 15	Texas Southern	W	76-63
D 17	@ UTEP	L	47-75
J 2	@ McNeese St. *	L	61-72
J 4	@ Nicholls *	L	60-78
J 7	SFA *	L	63-96
J 9	Sam Houston*	W	66-64
J 11	UTEP	L	32-54
J 16	Texas St. *	L	48-78
J 21	@Northwestern St. *	L	52-80
J 23	@UL-Monroe *	L	58-65
J 28	UT Arlington *	W	70-63
J 30	North Texas *	W	65-64
F 2	Schreiner	W	60-49
F 4	@Sam Houston*	W	70-54
F 6	@ SFA *	L	60-76
F 8	McNeese St. *	W	63-59
F 13	@ Texas St. *	L	43-96
F 18	UL-Monroe *	L	50-74
F 20	Northwestern St. *	L	65-93
F 25	@ North Texas *	L	63-66
F 27	@ UT Arlington *	L	44-53
M 1	Nicholls *	W	58-42

\* - Southland Conference

**1993-94 (5-21, 2-16 SLC)**

N 27	Angelo St.	L	60-66
D 3	Kent St. ^	L	69-98
D 4	Eastern Illinois ^	L	51-59
D 7	Prairie View A&M	W	105-38
D 11	A&M-Kingsville	L	44-63
D 15	Tarleton St.	W	65-51
D 28	@ Northwestern St. *	L(OT)	75-80
D 30	@ UL-Monroe *	L	47-84

J 5	@ No. Arizona	L	47-70
J 8	Texas St. *	L	48-72
J 14	SFA *	L	57-72
J 16	Sam Houston*	L	61-66
J 20	@ McNeese St. *	L	55-57
J 22	@ Nicholls *	W	64-48
J 27	UT Arlington *	L	52-70
J 29	North Texas *	L	65-74
F 3	Schreiner	W	74-49
F 5	@ Texas St. *	L	43-78
F 10	@Sam Houston*	L	63-78
F 12	@ SFA *	L	49-77
F 17	Nicholls *	W	92-52
F 19	McNeese St. *	L	68-72
F 24	@ North Texas *	L	53-66
F 26	@ UT Arlington *	L	69-76
F 28	Northwestern St. *	L	56-71
M 2	UL-Monroe *	L	67-78

^ - Rice Classic (Houston)  
\* - Southland Conference



**Jeff Spivey**  
**1994-96**  
**15-37 (.288)**  
**two seasons**

**1994-95 (7-19, 2-16 SLC)**

N 26	Midwestern St.	L	54-76
N 30	@UT-Pan American	W	67-60
D 3	A&M-Kingsville	W	60-53
D 6	Schreiner	W	85-72
D 10	Baylor	L	55-71
D 17	Tarleton St. ^	W	59-56
D 22	@ Oral Roberts	L	52-62
J 2	Texas Southern	W	62-52
J 5	@ McNeese St. *	L	47-83
J 7	@ Nicholls *	L	66-72
J 12	Sam Houston*	L	72-88
J 14	SFA *	L	42-80
J 17	North Texas *	L	79-82
J 21	Texas St. *	L	51-68
J 26	@ Northwestern St. *	L	67-87
J 28	@ UL-Monroe *	L	65-83
F 2	Nicholls *	W	79-63
F 4	McNeese St. *	L	63-75
F 9	@ SFA *	L	50-89
F 11	@ Sam Houston*	L	50-73
F 13	UT Arlington *	W	64-62
F 16	@ Texas St. *	L	44-72
F 23	UL-Monroe *	L	61-77
F 25	Northwestern St. *	L	57-76
M 2	@ UT Arlington *	L	61-86
M 4	@ North Texas *	L	58-76

^ - Game played at Trinity University  
\* - Southland Conference

**1995-96 (8-18, 4-14 SLC)**

N 25	A&M-Kingsville	W	59-56
N 28	Prairie View A&M	W	66-34
D 1	Iowa St. ^	L	54-82
D 2	Air Force ^	L	69-71
D 5	@ TCU	L	58-78
D 9	UT-Pan American	L	70-72
D 20	Texas Southern	W	65-60
D 30	UL-Lafayette	W	67-53
J 4	@ SFA *	L	58-89
J 6	@ Sam Houston*	L	49-79
J 11	McNeese St. *	L	55-57
J 13	Nicholls *	W	71-62
J 18	@ Northwestern St. *	L	73-81
J 20	@UL-Monroe *	L	65-82
J 22	North Texas *	L	77-84
J 27	Texas St.*	L	57-78
F 3	SFA *	L	63-102
F 8	@ Nicholls *	W	71-66
F 10	@ McNeese St. *	W	78-66
F 12	Sam Houston*	L	65-90
F 15	UL-Monroe *	W	72-68
F 27	Northwestern St. *	L	74-93
F 19	UT Arlington *	L	54-66
F 24	@ Texas St.	L	52-67
F 29	@ UT Arlington *	L	56-70
M 2	@ North Texas *	L	67-87

^ - New Mexico Tournament (Albuquerque)  
\* - Southland Conference



**Terry Gray**  
**1996-99**  
**38-43 (.469)**  
**three seasons**

**1996-97 (14-13, 7-10 SLC)**

N 22	Schreiner	W	82-43
N 23	UT-Pan American	W	53-39
N 26	@ UL-Lafayette	W	63-38
D 3	Prairie View A&M	W	67-31
D 5	Texas Southern	W	91-30
D 7	Howard Payne	W	87-69
D 16	@ Baylor	L	50-77
D 19	@ Air Force	L(OT)	47-51
D 30	Tulsa	L	68-81
J 2	Nicholls *	W	52-43
J 4	McNeese St. *	L	60-62
J 9	@ Northwestern St. *	W	66-64
J 11	@ UL-Monroe *	W	60-51
J 16	Sam Houston*	L	47-51
J 18	SFA *	L	63-88
J 21	@ UT Arlington *	L	43-59
J 25	Texas St. *	L	55-64
J 27	@ UT-Pan American	W	62-44
J 30	UL-Monroe *	W	64-57
F 1	Northwestern St. *	W	74-64
F 6	@ McNeese St. *	L	45-61



F 8	@ Nicholls *	L	43-52
F 15	@ Texas St. *	L	50-57
F 17	@ SFA *	L	63-64
F 22	UT Arlington *	W	51-43
F 25	@ Sam Houston *	W	66-57
M 5	UT Arlington **	L	41-70

\* - Southland Conference  
 \*\* - Southland Tournament

**1997-98 (18-10, 9-7 SLC)**

N 15	UT-Pan American	W	69-46
N 22	Texas Tech ^	L	44-57
N 23	Oklahoma ^	L	53-66
N 28	Hardin-Simmons	W	85-56
D 2	@ UT-Pan American	W	72-40
D 4	Schreiner	W	75-46
D 6	Louisiana-Lafayette	W	50-45
D 16	Texas Southern	W	80-37
D 19	Air Force #	W	70-47
D 20	UC Irvine #	W	54-48
J 3	@ Northwestern St. *	W	88-76
J 5	@ UL-Monroe * _L(OT)		70-80
J 8	SFA *	L	71-84
J 10	UT Arlington *	L	51-58
J 17	@ Nicholls *	L	36-44
J 19	@ McNeese St. *	L	44-49
J 24	Sam Houston *	W	67-40
J 29	@ Texas St. *	W	64-48
F 2	@ Sam Houston *	W	67-40
F 5	Southeastern La. *	W	75-52
F 7	McNeese St. *	W	68-55
F 12	@ SFA *	L	69-83
F 14	@ UT Arlington *	W	74-63
F 19	Northwestern St. *	L	51-54
F 21	UL-Monroe *	W	72-70
F 26	Texas St. *	W	71-58
M 4	Sam Houston **	W(OT)	73-72
M 5	SFA **	L	81-88

^ - UTSA Classic  
 # - UTSA Holiday Tournament  
 \* - Southland Conference  
 \*\* - Southland Tournament

**1998-99 (6-20, 3-15 SLC)**

N 14	UT-Pan American	L	71-77
N 18	UNLV	L	60-65
N 21	@ Tulsa	W	69-63
N 23	@ Oklahoma	L	40-80
D 2	@ Texas Tech	L	39-96
D 18	Denver	W	58-52
D 19	Belmont	W	73-60
D 28	Fordham	L	48-49
D 30	UL-Monroe *	L	41-63
J 2	@ Lamar *	W	65-54
J 4	@ McNeese St. *	L	45-47
J 7	UT Arlington *	L	47-61
J 9	SFA *	L	54-68
J 14	@ Nicholls *	L	56-70
J 16	@ Southeastern La. *	L	58-55

J 23	@ Texas St. *	L	49-59
J 28	McNeese St. *	L	67-75
J 30	Northwestern St. *	L	51-65
F 4	@ UL-Monroe *	L	64-80
F 6	@ Northwestern St. *	L	65-86
F 11	Southeastern La. *	W	60-52
F 13	Nicholls *	L	54-67
F 18	@ Sam Houston *	L	58-70
F 20	Lamar *	L	65-70
F 25	@ UT Arlington *	L	52-53
F 28	Texas St. *	W	73-64

\* - Southland Conference



**Jeff Dow**  
**1999-2000**  
**7-20 (.259)**  
**one season**

**1999-2000 (7-20, 3-15 SLC)**

N 19	Texas Southern	W	68-62
N 20	Harvard	L(OT)	67-69
N 24	UT-Pan American	L	61-68
N 26	@ UC Irvine	L	44-92
N 30	Houston Baptist	W	66-56
D 3	@ Texas A&M	L	48-78
D 7	@ UT-Pan American	W	58-48
D 11	Schreiner	W	76-50
D 19	Arizona St.	L	35-70
D 28	@ Sam Houston * _L(OT)		67-69
D 30	@ UT Arlington *	L	47-54
J 6	Southeastern La. *	W	83-60
J 8	@ SFA *	L	54-89
J 13	McNeese St. *	L	53-70
J 15	Lamar *	W	51-49
J 20	@ Northwestern St. *	L	46-62
J 22	@ UL-Monroe *	L	49-61
J 27	SFA *	L	47-82
J 29	Texas St. *	W	66-65
F 3	UT Arlington *	L	42-60
F 5	Sam Houston *	L	55-62
F 10	@ Nicholls *	L	57-77
F 12	@ Southeastern La. *	L	47-61
F 17	UL-Monroe *	L	56-70
F 19	Northwestern St. *	L	61-64
F 26	@ McNeese St. *	L	79-82
M 4	@ Texas St. *	L	61-84

\* - Southland Conference



**Rae Rippetoe-Blair**  
**2000-2013**  
**216-173 (.555)**  
**13 seasons**

**2000-01 (16-13, 13-7 SLC)**

N 18	@ Arizona St.	L	40-57
N 20	@ UNLV	L	41-57
N 24	UTEP ^	W	58-54
N 25	Idaho St. ^	W	61-60
N 29	Houston	L	57-71
D 1	@ Texas A&M	L	54-67
D 7	UT Arlington *	W	66-49
D 9	SFA *	L	53-67
D 19	@ Texas Southern	L	39-47
D 28	@ McNeese St. *	W	69-61
J 4	@ Southeastern La. *	W	56-41
J 6	@ Nicholls *	W	57-45
J 11	Lamar *	L	42-57
J 13	Sam Houston *	W	72-47
J 18	@ UL-Monroe *	L	52-57
J 20	@ Northwestern St. *	L	43-45
J 27	Texas St. *	W	69-51
F 3	McNeese St. *	W	86-62
F 8	@ SFA *	L	49-58
F 10	@ UT Arlington *	W	64-42
F 15	Northwestern St. *	L	61-63
F 17	UL-Monroe *	W	65-42
F 19	@ Texas St. *	W	73-50
F 22	@ Sam Houston *	W	68-50
F 24	@ Lamar *	W	71-54
M 1	Nicholls *	L	63-69
M 3	Southeastern La. *	W	90-53
M 6	Lamar %	W	80-59
M 8	SFA %	L	32-49

^ - UTSA Classic  
 \* - Southland Conference  
 % - CenturyTel Southland Tournament

**2001-02 (16-12, 15-5 SLC)**

N 18	@ Houston	L	45-62
N 23	North Texas ^	L	57-64
N 24	Butler ^	W	67-48
D 2	@ Wichita St.	L	46-69
D 5	Sam Houston *	W	58-45
D 8	New Mexico	L	38-55
D 20	@ UT Arlington *	W	43-41
D 22	@ SFA *	L	44-58
D 28	San Diego &	L	42-91
D 30	#19 Auburn &	L	50-73
J 3	Lamar *	W	59-43
J 5	Nicholls *	W	53-40
J 7	Southeastern La. *	W	60-46
J 14	McNeese St. *	W	69-56
J 19	@ Northwestern St. *	L	44-56
J 21	@ UL-Monroe *	W	46-39
J 26	SFA *	L	47-62
J 28	UT Arlington *	W	51-48
F 2	@ Sam Houston *	W	42-40
F 4	@ Lamar *	L	39-52
F 9	Northwestern St. *	L	51-57
F 11	UL-Monroe *	W	63-37
F 14	@ McNeese St. *	W	54-51
F 18	Texas St. *	W	56-46



F 21 @ Southeastern La.\* W 64-57  
 F 23 @ Nicholls\* W 48-34  
 M 2 @ Texas St.\* W 56-41  
 M 5 Southeastern La.\$ L 63-66  
 ^ - UTSA Classic  
 \$ - Southland Tournament  
 & Surf N' Slam Tournament (San Diego, Calif.)  
 \* - Southland Conference

**2002-03 (18-11, 17-3 SLC)**

N 22 @ North Texas L 66-82  
 N 25 A&M-Corpus Christi L 59-67  
 N 29 Alabama^ L 55-61  
 N 30 Wichita St.^ L 54-63  
 D 8 @ New Mexico L 49-66  
 D 15 Oral Roberts& L 43-47  
 D 16 Oklahoma St.& L 47-53  
 D 30 @ UT Arlington\* L 47-56  
 J 2 @ Northwestern St.\* W 69-60  
 J 4 @ UL-Monroe\* L 53-62  
 J 9 Lamar\* W 57-42  
 J 11 Sam Houston\* W 65-53  
 J 18 McNeese St.\* W 65-54  
 J 22 SFA\* W 64-50  
 J 25 @ Texas St.\* W 67-56  
 J 30 @ Southeastern La.\* W 63-46  
 F 1 @ Nicholls\* W 68-50  
 F 6 Northwestern St.\* W 68-54  
 F 8 UL-Monroe\* W 69-59  
 F 13 @ Lamar\* W 56-50  
 F 15 @ Sam Houston\* W 59-48  
 F 20 @ McNeese St.\* W 45-41  
 F 22 Texas St.\* W 63-56  
 F 27 @ SFA\* L 42-54  
 M 1 UT Arlington\* W 55-39  
 M 5 Southeastern La.\* W 49-38  
 M 7 Nicholls\* W 73-39  
 M 13 UL-Monroe\$ W 60-56  
 M 15 Texas St.\$ L 56-68  
 ^ - Hampton Inn Six Flags UTSA Classic  
 \* - Southland Conference  
 & - Fun in the Sun Shootout (Cancun, Mexico)  
 \$ - Southland Tournament

**2003-04 (15-14, 10-6 SLC)**

N 14 @ Texas Tech^ L 48-76  
 N 21 @A&M-Corpus Christi L 48-57  
 N 23 @ Texas Southern W 57-55  
 N 28 UTEP \$ W 52-49  
 N 29 Denver \$ L 55-58  
 D 5 @ Alabama L 63-76  
 D 16 @ Southern Utah L 73-82  
 D 19 @ UNLV L 44-76  
 D 30 Alcorn St. # W 74-50  
 D 31 Kansas St. # L 45-75  
 J 4 Santa Clara W 59-47  
 J 10 @ UT Arlington\* L 47-55  
 J 15 @ Southeastern La.\* W 52-51  
 J 17 @ Nicholls\* W 56-42

J 21 Texas St.\* L 43-44  
 J 24 Northwestern St.\* L 64-71  
 J 29 @ Lamar\* W 61-46  
 J 31 Nicholls\* W 79-60  
 F 5 @ SFA\* L 59-64  
 F 7 McNeese St.\* W(OT) 64-56  
 F 12 UL-Monroe\* L 62-69  
 F 14 @ Sam Houston\* W 54-38  
 F 18 UT Arlington\* W 55-43  
 F 25 @ Texas St.\* W 71-46  
 F 28 @ Northwestern St.\* L 56-62  
 M 4 Lamar\* W 67-44  
 M 5 Southeastern La.\* W 60-41  
 M 9 McNeese St.! W 61-42  
 M 11 @ Northwestern St.! L 71-82  
 ^ - Preseason WNIT  
 \$ - UTSA Thanksgiving Classic  
 # - Wells Fargo/UTSA New Year's Classic  
 \* - Southland Conference  
 ! - Southland Tournament

**2004-05 (16-12, 10-6 SLC)**

N 19 A&M-Corpus Christi L 44-66  
 N 22 @Tulsa L 62-80  
 N 26 Prairie View A&M# W 88-44  
 N 27 Seton Hall# L 59-60  
 N 30 @Texas A&M L 48-74  
 D 4 @UTEP W 54-50  
 D 12 Texas Southern W 41-33  
 D 18 SMU% L 46-66  
 D 19 UT-Martin% W 75-59  
 D 30 Samford\$ W 52-48  
 D 31 Quinnipiac\$ W 73-55  
 J 6 @UL-Monroe\* L 72-75  
 J 8 @Northwestern St.\* L 49-54  
 J 14 Nicholls\* W 58-53  
 J 20 @McNeese St.\* W 67-49  
 J 22 Northwestern St.\* L 68-82  
 J 29 Southeastern La.\* W 75-64  
 F 3 Sam Houston\* W(OT) 73-65  
 F 5 @Lamar\* W 69-59  
 F 10 @UT Arlington\* L 43-57  
 F 12 Texas St.\* W 71-69  
 F 17 @Southeastern La.\* W 60-40  
 F 19 @Nicholls\* L 54-58  
 F 23 Lamar\* W 82-55  
 F 26 UT Arlington\* W 48-46  
 M 1 SFA\* W 56-44  
 M 3 @Texas St.\* L(OT) 58-61  
 M 7 @Northwestern St.^ L 48-51  
 # - Hampton Inn/UTSA Thanksgiving Classic  
 % - Denver Pioneer Classic (Denver, Colo.)  
 \$ - Wells Fargo/UTSA New Year's Classic  
 \* - Southland Conference  
 ^ - Southland Tournament

**2005-06 (18-12, 11-5 SLC)**

N 18 vs. West Virginia # W 57-54  
 N 19 vs. Florida A&M # W 71-61

N 22 Tulsa L 41-63  
 N 25 UALR ! W 52-44  
 N 26 New Mexico St. ! W 61-38  
 N 29 A&M-Corpus Christi L 44-56  
 D 2 vs. La Tech ^ L 67-75  
 D 3 vs. Davidson ^ W 75-69  
 D 19 @ Arizona St. L 64-78  
 D 30 Buffalo \$ L 62-73  
 D 31 Colorado St. \$ L 59-63  
 J 5 Southeastern La.\* W 75-56  
 J 7 McNeese St.\* W 70-58  
 J 14 @ UL-Monroe \* L 61-62  
 J 19 @ Sam Houston\* W (OT) 75-71  
 J 21 SFA \* W 66-48  
 J 26 Northwestern St.\* W 73-65  
 J 28 UL-Monroe \* W 71-70  
 F 2 @ Nicholls \* W 67-57  
 F 4 @ Southeastern La.\* L 63-66  
 F 9 @ McNeese St.\* L 57-62  
 F 11 @ Lamar \* W 53-50  
 F 16 UT Arlington \* W (OT) 68-67  
 F 18 Texas St.\* L (OT) 71-73  
 F 23 @ SFA \* L 68-77  
 F 25 Sam Houston\* W 72-52  
 M 3 @ Northwestern St.\* W 69-58  
 M 6 Southeastern La. % W 61-46  
 M 8 @ UT Arlington % W (OT) 76-75  
 M 11 @ SFA % L 48-56  
 # - Golden Knight Classic (Orlando, Fla.)  
 ! - UTSA Thanksgiving Classic  
 ^ - Rice Invitational (Houston)  
 \$ - Wells Fargo/UTSA New Year's Classic  
 \* - Southland Conference  
 % - Southland Tournament

**2006-07 (14-16, 9-7 SLC)**

N 10 @ Texas Tech L 58-66  
 N 12 @ SMU L 49-78  
 N 17 @ UTEP L 47-80  
 N 19 @ New Mexico St. L 63-69  
 N 24 E. Washington ! W 77-67  
 N 25 Tulsa ! L 57-61  
 D 2 @ UALR L 48-65  
 D 8 Cal St. Bakersfield L 66-77  
 D 20 vs. #13 Purdue & L 50-75  
 D 21 @ UNLV & W 70-62  
 D 29 Memphis % W 85-73  
 D 30 Kent St. % W 69-62  
 J 6 @ Lamar \* L 46-60  
 J 11 Central Ark. \* W 66-59  
 J 13 Northwestern St.\* W 55-38  
 J 20 Texas St.\* L 64-76  
 J 23 @ UT Arlington \* L 38-67  
 J 27 @ A&M-Corpus Christi \* L 69-71  
 F 1 Sam Houston \* W 75-60  
 F 3 @ SFA \* W 61-55  
 F 8 @ Southeastern La.\* L (OT) 64-73  
 F 10 @ Nicholls \* W 66-60  
 F 15 UT Arlington \* L 52-68





F 17	@ Texas St. *	L	60-63
F 22	McNeese St. *	W	87-46
F 24	A&M-Corpus Christi*	W	61-43
M 1	@ Sam Houston *	W	65-48
M 3	SFA *	W	59-44
M 7	vs. Southeastern La. ^	W	62-57
M 9	vs. UT Arlington ^	L	52-70
! - UTSA Thanksgiving Classic			
& - Duel in the Desert (Las Vegas, Nev.)			
% - Wells Fargo New's Year Classic			
* - Southland Conference			
^ - Southland Tournament game (Katy)			

**2007-08 (23-10, 12-4 SLC)**

N 9	Huston-Tillotson	W	89-50
N 11	Belmont	W	77-65
N 18	Wichita St.	W	68-60
N 23	New Orleans !	W	60-46
N 24	Georgia Southern !	W	72-52
N 29	@ Missouri St.	W	63-59
D 1	@ Tulsa	L	56-78
D 14	@ FIU	L	57-68
D 20	vs. Virginia Tech &	L	59-84
D 21	@ Tulane &	L	42-76
D 29	Miami (Ohio) %	W (2OT)	90-89
D 30	Weber St. %	W	73-45
J 2	SMU	L	72-74
J 12	Lamar *	L	74-75
J 17	@ Central Ark. *	W	76-49
J 19	Northwestern St. *	W	68-62
J 24	UT Arlington*	W	76-53
J 26	@ Texas St. *	W	81-68
F 2	A&M-Corpus Christi *	W	65-56
F 7	@ Sam Houston *	W	72-48
F 9	SFA *	W	75-62
F 14	@ Southeastern La. *	W	71-59
F 16	Nicholls *	W	82-41
F 21	@ UT Arlington *	W	63-46
F 23	Texas St. *	L	79-85
F 28	@ McNeese St. *	L	49-52
M 1	@ A&M-Corpus Christi*	W	60-47
M 6	Sam Houston *	W	76-51
M 8	@ SFA *	L	54-57
M 12	vs. Northwestern St. ^	W	80-56
M 14	vs. UT Arlington ^	W	77-67
M 15	vs. Lamar ^	W	65-56
M 22	vs. Texas A&M #	L	52-91
! - UTSA Thanksgiving Classic			
& - DoubleTree Tulane Classic (New Orleans)			
% - Wells Fargo New's Year Classic			
* - Southland Conference			
^ - Southland Tournament (Katy)			
# - NCAA Tournament (Baton Rouge, La.)			

**2008-09 (24-9, 14-2 SLC)**

N 14	A&M International	W	85-53
N 16	@ TCU	L	60-73
N 21	@ Wichita St.	L	51-54
N 23	@ Kansas St.	L	51-80

N 28	North Texas ^	L	61-65
N 29	Arkansas St. ^	L	59-73
D 6	Huston-Tillotson	W	93-55
D 19	vs. Oakland #	L	57-70
D 20	vs. Oral Roberts #	W	74-62
D 29	Colorado St. %	W	67-58
D 30	High Point %	W	65-59
J 3	Rice	W	81-50
J 5	Tulsa	W	63-54
J 10	@ McNeese St. *	W	61-50
J 14	Nicholls*	W	86-33
J 17	@ UT Arlington*	L	59-76
J 24	A&M-Corpus Christi *	W	69-63
J 28	@ Texas St. *	W	56-52
J 31	Lamar*	W	69-68
F 4	@ Sam Houston*	W	67-62
F 7	Southeastern La. *	W	58-57
F 11	@ Central Ark. *	W (OT)	97-89
F 14	UT Arlington *	L	60-69
F 18	@ A&M-Corpus Christi*	W	72-54
F 21	Sam Houston *	W	85-54
F 25	Northwestern St. *	W	74-69
F 28	@ Lamar *	W	77-45
M 4	Texas St.*	W	80-70
M 7	@ SFA *	W	65-51
M 11	vs. McNeese St. +	W	71-52
M 13	vs. Northwestern St. +	W	58-47
M 14	vs. UT Arlington +	W	74-63
M 22	vs. Baylor &	L (OT)	82-87
^ - Star Shuttle Thanksgiving Classic			
# - Cozumel Cup (Cozumel, Mexico)			
% - Wells Fargo New's Year Classic			
* - Southland Conference			
+ - Southland Tournament (Katy)			
& - NCAA Tournament (Lubbock)			

**2009-10 (16-14, 10-6 SLC)**

N 13	@ Texas	L	60-71
N 15	Schreiner	W	86-32
N 20	@Charleston Southern^	W	75-73
N 21	@ C. of Charleston^	L	45-62
N 27	Navy!	W	69-57
N 28	Jacksonville St.!	W	81-69
D 7	Houston#	L	53-74
D 19	vs. Florida St.\$	L	50-65
D 20	vs. Arkansas\$	W	71-55
D 21	vs. Kansas St.\$	L	55-59
D 29	Maine%	W	79-71
D 30	Louisiana Tech%	L	72-82
J 4	@ Rice	L	56-70
J 9	McNeese St.*	W	68-61
J 13	@ Nicholls*	W	58-49
J 16	UT Arlington*	W	69-51
J 23	@A&M-Corpus Christi*	L	48-52
J 27	Texas St.*	W	70-59
J 30	@ Lamar*	L	60-69
F 3	vs. Sam Houston*	W	74-55
F 6	@ Southeastern La.*	W	61-49
F 10	Central Arkansas*	W	71-66

F 13	@ UT Arlington*	L	71-78
F 17	A&M-Corpus Christi*	W	58-37
F 20	@ Sam Houston* L(2OT)	W	72-73
F 24	@ Northwestern St.*	W	50-48
F 27	Lamar*	L	63-66
M 3	Texas St.*	W	58-55
M 6	Stephen F. Austin*	L	61-77
M 9	vs. UT Arlington+	L	63-68
^ - Lowcountry Classic (Charleston, S.C.)			
! - UTSA Thanksgiving Classic			
# - at the Alamodome			
\$ - Duel in the Desert (Las Vegas)			
% - UTSA New Year's Classic			
* - Southland Conference			
+ - Southland Tournament Game (Katy)			

**2010-11 (16-15, 11-5 SLC)**

N 12	Our Lady of the Lake	W	79-66
N 14	Huston-Tillotson	W	87-47
N 19	TCU	L	59-83
N 21	SMU	L	47-69
N 26	Tulsa ^	W	87-67
N 27	Davidson ^	L	60-69
D 1	@ Texas Tech	L	43-83
D 7	@ Houston	L	59-71
D 16	@ LSU	L	41-74
D 20	Kansas St. !	W	72-55
D 21	St. Bonaventure !	L	37-46
D 28	at San Diego St. #	L	52-72
D 30	vs. Drexel #	L	37-64
J 8	@ Sam Houston*	L	53-62
J 12	A&M-Corpus Christi*	W	69-44
J 15	@ Stephen F. Austin*	W	66-56
J 19	Northwestern St.*	W	80-68
J 22	@ Texas St.*	W	69-63
J 29	Sam Houston*	W	75-66
F 2	@ UT Arlington*	L	55-56
F 5	@ Lamar*	L	67-69
F 9	Southeastern La.*	W	71-58
F 12	Stephen F. Austin*	W	65-61
F 16	@ McNeese St.*	L	43-72
F 19	Nicholls*	W(2OT)	73-63
F 23	@A&M-Corpus Christi*	W	93-62
F 26	Texas St.*	W	81-64
M 2	@ Central Arkansas*	L	59-81
M 5	UT Arlington*	W	77-53
M 8	vs. Sam Houston+	W	69-61
M 10	vs. McNeese St.+	L	50-66
^ - UTSA Thanksgiving Classic			
! - UTSA Holiday Classic			
# - Surf N' Slam at San Diego State			
* - Southland Conference game			
+ - Southland Tournament (Katy)			

**2011-12 (8-21, 4-12 SLC)**

N 11	Missouri	L	50-70
N 14	@ TCU	L	30-65
N 18	FIU	W	61-54
N 22	@ UNLV	L	67-74



N 25	South Alabama ^	L	42-54
N 26	Detroit ^	W	59-55
N 30	@ USC	L	56-74
D 4	Houston	W	70-59
D 9	Wichita State	L	56-69
D 20	Creighton !	L	53-54
D 21	Texas-Pan American	W	68-54
D 28	@ SMU	L	65-69
D 30	Rice	L	46-71
J 7	Sam Houston St.*	L	50-63
J 11	@ A&M-Corpus Christi*	W	58-38
J 14	Stephen F. Austin*	W	50-46
J 18	@ Northwestern St.*	L	57-61
J 21	Texas St.*	W	67-53
J 28	@ Sam Houston St.*	L	55-67
F 1	@ UT Arlington*	L	40-51
F 4	Lamar*	L	51-54
F 8	@ Southeastern La.*	L	63-64
F 11	@ Stephen F. Austin*	L	64-73
F 15	McNeese St.*	L	54-65
F 18	@ Nicholls*	L	62-68
F 22	A&M-Corpus Christi*	W	72-58
F 25	@ Texas St.*	L	67-87
F 29	Central Arkansas*	L	50-62
M 3	UT Arlington*	L	65-75

^ - UTSA Thanksgiving Classic  
! - UTSA Holiday Classic  
\* - Southland Conference game

**2012-13 (16-14, 10-8 WAC)**

N 9	Texas-Pan American	W	68-34
N 12	Concordia Texas	W	88-29
N 16	A&M-Corpus Christi	W	52-40
N 18	@ Wichita State	L	36-50
N 23	Austin Peay^	W	69-67
N 25	William & Mary^	W	76-50
N 27	@ Houston	L	42-55
D 2	San Francisco	L (OT)	60-61
D 5	@ TCU	L	64-73
D 8	UNLV	W	61-46
D 20	@ Rice	L	41-43
D 29	@ Utah St.*	L (OT)	66-79
D 31	@ San Jose St.*	W	57-54
J 3	New Mexico St.*	L	52-69
J 5	Denver*	L	73-75
J 10	@ UT Arlington*	W	59-57
J 12	@ Louisiana Tech*	W	51-50
J 19	@ Texas St.*	W	56-46
J 24	Seattle U*	W	65-55
J 26	Idaho*	L	45-64
J 31	@ Denver*	L	49-53
F 2	@ New Mexico St.*	W	66-53
F 7	Louisiana Tech*	L	73-79
F 9	UT Arlington*	W	73-45
F 16	Texas St.*	W	74-65
F 28	@ Idaho*	L	53-65
M 2	@ Seattle U*	L	54-56
M 7	San Jose St.*	W	64-60
M 9	Utah St.*	W	80-72

M 13 vs. Louisiana Tech! L 58-85  
^ - UTSA Thanksgiving Classic  
\* - Western Athletic Conference game  
! - WAC Tournament (Las Vegas)



**Lubomyr Lichonczak**  
**2013-P**  
**30-32 (.484)**  
**two seasons**

**2013-14 (14-17, 4-12 C-USA)**

N 10	@ Texas	L	42-63
N 14	Lamar	L	59-63
N 17	UT Arlington	W	74-56
N 21	vs. Northwestern St.!	W	62-49
N 22	vs. Savannah St.!	L	50-51
N 23	@ Baylor!	L	62-92
N 29	Northern Iowa#	W	63-55
N 30	Norfolk St.#	W(OT)	72-63
D 5	@A&M-Corpus Christi	W(OT)	55-50
D 22	@ Texas State	W	86-83
D 28	North Dakota St.\$	W	79-68
D 29	New Mexico St.\$	W	65-56
J 4	Abilene Christian	W	63-58
J 8	Tulsa*	L	62-73
J 11	@ Southern Miss*	L	55-70
J 15	Charlotte*	W	61-60
J 18	@ North Texas*	W	58-56
J 22	@ Middle Tenn.*	L	41-60
J 25	UTEP*	L	56-67
F 1	@ Louisiana Tech*	L	50-71
F 5	FIU*	L	40-53
F 8	Tulane*	L	54-68
F 12	@ UAB*	L	56-79
F 15	@ Rice*	W	63-61
F 20	East Carolina*	W	61-60
F 22	Old Dominion*	L	57-68
F 26	@ UTEP*	L	65-78
M 1	Florida Atlantic*	L	69-71
M 5	@ Marshall*	L	76-81
M 11	vs. Tulsa%	W	90-89
M 12	vs. Old Dominion%	L	74-79

! - Athletes in Action (Baylor)(Waco)  
# - UTSA Thanksgiving Classic  
\$ - UTSA Holiday Classic  
\* - Conference USA game  
% - Conference USA Tournament game

**2014-15 (16-15, 11-7 C-USA)**

N 15	@ Texas	L	48-68
N 19	Abilene Christian	W	70-57
N 23	@ Lamar	W	72-40
N 28	Drake ^	L	61-69
N 30	Incamate Word ^	W	57-31
D 2	@ UT Arlington	W	63-55
D 4	Texas State	L	53-57
D 19	vs. Houston !	L	53-56

D 20	@ Texas Tech !	L	48-64
D 21	vs. Nicholls !	L	49-57
D 28	South Dakota \$	L	69-76
D 29	SIU Edwardsville \$	W	75-60
J 2	Rice*	L(OT)	58-62
J 4	North Texas*	W	53-45
J 8	@ Southern Miss*	L(OT)	60-69
J 10	@ LA Tech*	L	74-79
J 17	@ UTEP*	W	55-53
J 22	Marshall*	W	60-48
J 24	WKU*	W	64-63
J 29	@ Middle Tenn.*	L	53-73
J 31	@ UAB*	L	57-73
F 5	FIU*	W	74-56
F 8	Florida Atlantic*	W	68-45
F 12	@ Old Dominion*	W	52-51
F 14	@ Charlotte*	L	54-74
F 21	UTEP*	W	72-59
F 26	Southern Miss*	L	59-61
M 1	LA Tech*	W	60-53
M 5	@ Rice*	W	60-49
M 7	@ North Texas*	W	57-54
M 12	vs. Old Dominion %	L	49-63

^ - UTSA Thanksgiving Classic  
! - Athletes in Action Classic(Texas Tech)  
\$ - UTSA Holiday Classic  
\* - Conference USA game  
% - Conference USA Tournament game



## All-Time Series Results

Abilene Christian	2-0	Iona	1-0	Sam Houston State	33-17
Air Force	1-2	Iowa State	0-1	Samford	1-0
Alabama	0-2	Jacksonville State	1-0	San Diego	0-1
Alaska-Anchorage	0-1	Kansas State	1-3	San Diego State	1-1
Alcorn State	1-0	Kent State	1-1	San Francisco	0-1
Angelo State	2-1	Lamar	17-17	San Jose State	2-0
Arizona State	0-3	LSU	0-1	Santa Clara	1-0
Arkansas	1-3	Louisiana-Lafayette	3-1	Savannah State	0-1
Arkansas State	0-1	Louisiana-Monroe	10-20	Schreiner	10-0
Auburn	0-1	Louisiana Tech	2-7	Seattle U	1-1
Austin Peay	1-0	Maine	1-0	Seton Hall	0-1
Baylor	6-7	Marshall	1-1	South Alabama	0-2
Belmont	2-0	McNeese State	17-20	South Dakota	0-1
Buffalo	0-1	Memphis	1-0	Southeastern Louisiana	21-9
Butler	1-0	Middle Tennessee	0-2	Southern California	0-1
CSU-Bakersfield	0-1	Midwestern State	0-1	Southern Miss	0-3
Central Arkansas	4-2	Minnesota	0-2	Southern Utah	0-1
Charleston Southern	1-0	Mississippi State	1-0	Southwestern	7-0
Charlotte	1-1	Missouri	0-3	St. Bonaventure	0-1
College of Charleston	0-1	Missouri State	2-0	St. Mary's	11-0
Colorado State	2-2	Navy	1-0	Stephen F. Austin	11-32
Concordia Texas	1-0	Nevada	1-0	Tarleton State	2-0
Creighton	2-3	New Mexico	0-2	TCU	0-5
Dartmouth	0-1	New Mexico State	5-4	Texas	0-5
Davidson	1-1	New Orleans	1-2	Texas A&M	4-10
Denver	1-3	Nicholls	27-13	Texas A&M-Commerce	2-0
Detroit	1-0	Norfolk State	1-0	Texas A&M-Corpus Christi	12-6
Drake	0-1	North Dakota State	1-0	Texas A&M-Kingsville	7-1
Drexel	0-1	North Texas	9-14	Texas A&M-International	1-0
Duke	0-1	Northern Arizona	1-1	Texas Lutheran	5-0
East Carolina	1-0	Northern Illinois	0-1	Texas Southern	12-3
Eastern Illinois	0-1	Northern Iowa	1-0	Texas State	31-31
Eastern Washington	1-0	Northwestern State	15-26	Texas Tech	0-12
Florida Atlantic	1-1	Oakland	0-1	Texas Women's	2-0
Florida A&M	1-0	Oklahoma	0-5	UT Arlington	28-30
FIU	2-2	Oklahoma City	4-0	Tulane	2-2
Florida State	0-1	Oklahoma State	0-2	Tulsa	4-6
Fordham	0-1	Old Dominion	1-3	UAB	0-2
Georgia Southern	1-0	Oral Roberts	5-6	UALR	2-2
Hardin-Simmons	10-0	Our Lady of the Lake	1-0	UC Irvine	1-1
High Point	1-0	Pacific	0-1	UMKC	1-3
Houston	1-19	Pepperdine	1-1	UNLV	2-4
Houston Baptist	1-0	Prairie View A&M	10-3	UT Martin	1-0
Howard Payne	1-0	Purdue	0-1	UTEP	18-9
Huston-Tillotson	5-0	Quinnipiac	1-0	UTRGV	19-6
Idaho	0-3	Rice	9-4	Utah State	1-1
Idaho State	1-0	SIU Edwardsville	1-0	Virginia Tech	0-1
Incarnate Word	1-0	SMU	2-9	Wayland Baptist	0-1



---

Weber State	1-0
West Texas A&M	2-6
West Virginia	1-0
Western Kentucky	1-0
Wichita State	1-5
William & Mary	1-0
Wisconsin-Green Bay	1-0
Wyoming	0-2

*\*The University of Texas-Pan American changed to The University of Texas-Rio Grande Valley beginning in the 2015-16 season.*



## All-Time Series Results

**Abilene Christian (2-0)**  
**H: 2-0, A: 0-0, N: 0-0**  
 1-14-14 \_\_\_\_\_ hW \_\_\_\_\_ 63-58  
 11-19-14 \_\_\_\_\_ hW \_\_\_\_\_ 70-57

**Air Force (1-2)**  
**H: 1-0, A: 0-1, N: 0-1**  
 12-2-95 \_\_\_\_\_ nL \_\_\_\_\_ 69-71  
 12-19-96 \_\_\_\_\_ aL \_\_\_\_\_ 47-51  
 12-19-97 \_\_\_\_\_ hW \_\_\_\_\_ 70-47

**Alabama (0-2)**  
**H: 0-0, A: 0-1, N: 0-1**  
 12-5-86 \_\_\_\_\_ nL \_\_\_\_\_ 72-77  
 12-5-03 \_\_\_\_\_ aL \_\_\_\_\_ 63-76

**Alaska Anchorage (0-1)**  
**H: 0-0, A: 0-1, N: 0-0**  
 2-23-91 \_\_\_\_\_ aL \_\_\_\_\_ 89-97

**Alcorn State (1-0)**  
**H: 1-0, A: 0-0, N: 0-0**  
 12-30-03 \_\_\_\_\_ hW \_\_\_\_\_ 74-50

**Angelo State (2-1)**  
**H: 2-1, A: 0-0, N: 0-0**  
 1-11-82 \_\_\_\_\_ hW \_\_\_\_\_ 73-50  
 12-2-89 \_\_\_\_\_ hW \_\_\_\_\_ 77-74  
 11-27-93 \_\_\_\_\_ hL \_\_\_\_\_ 60-66

**Arizona State (0-3)**  
**H: 0-1, A: 0-2, N: 0-0**  
 12-19-99 \_\_\_\_\_ hL \_\_\_\_\_ 35-70  
 11-18-00 \_\_\_\_\_ aL \_\_\_\_\_ 40-57  
 12-19-05 \_\_\_\_\_ aL \_\_\_\_\_ 64-78

**Arkansas (1-3)**  
**H: 0-1, A: 0-1, N: 1-1**  
 12-12-87 \_\_\_\_\_ aL \_\_\_\_\_ 73-84  
 12-3-88 \_\_\_\_\_ nL \_\_\_\_\_ 57-75  
 1-9-89 \_\_\_\_\_ hL \_\_\_\_\_ 77-97  
 12-20-09 \_\_\_\_\_ nW \_\_\_\_\_ 71-55

**Arkansas State (0-1)**  
**H: 0-1, A: 0-0, N: 0-0**  
 11-29-08 \_\_\_\_\_ hL \_\_\_\_\_ 59-73

**Auburn (0-1)**  
**H: 0-0, A: 0-0, N: 0-1**  
 12-30-01 \_\_\_\_\_ nL \_\_\_\_\_ 50-73

**Austin Peay (1-0)**  
**H: 1-0, A: 0-0, N: 0-0**  
 11-23-12 \_\_\_\_\_ hW \_\_\_\_\_ 69-67

**Baylor (6-7)**  
**H: 2-1, A: 3-4, N: 1-1**  
 12-5-81 \_\_\_\_\_ aL \_\_\_\_\_ 65-69

12-11-81 \_\_\_\_\_ hL \_\_\_\_\_ 69-70  
 12-12-83 \_\_\_\_\_ aW \_\_\_\_\_ 67-66  
 12-9-85 \_\_\_\_\_ hW \_\_\_\_\_ 62-58  
 12-6-86 \_\_\_\_\_ nW \_\_\_\_\_ 75-67  
 2-25-87 \_\_\_\_\_ aW \_\_\_\_\_ 63-57  
 12-15-87 \_\_\_\_\_ hW \_\_\_\_\_ 50-46  
 12-3-89 \_\_\_\_\_ aW \_\_\_\_\_ 75-66  
 12-8-90 \_\_\_\_\_ nL \_\_\_\_\_ 76-91  
 12-17-90 \_\_\_\_\_ aL \_\_\_\_\_ 80-87  
 12-16-96 \_\_\_\_\_ aL \_\_\_\_\_ 50-77  
 3-22-09 \_\_\_\_\_ nL \_\_\_\_\_ 82-87  
 11-23-13 \_\_\_\_\_ aL \_\_\_\_\_ 62-92

**Belmont (2-0)**  
**H: 2-0, A: 0-0, N: 0-0**  
 12-19-98 \_\_\_\_\_ hW \_\_\_\_\_ 73-60  
 1-11-07 \_\_\_\_\_ hW \_\_\_\_\_ 77-65

**Buffalo (0-1)**  
**H: 0-1, A: 0-0, N: 0-0**  
 12-30-05 \_\_\_\_\_ hL \_\_\_\_\_ 62-73

**Butler (1-0)**  
**H: 1-0, A: 0-0, N: 0-0**  
 11-24-01 \_\_\_\_\_ hW \_\_\_\_\_ 67-48

**CSU Bakersfield (0-1)**  
**H: 0-1, A: 0-0, N: 0-0**  
 12-8-06 \_\_\_\_\_ hL \_\_\_\_\_ 66-77

**Central Arkansas (4-2)**  
**H: 2-1, A: 2-1, N: 0-0**  
 1-11-07 \_\_\_\_\_ hW \_\_\_\_\_ 66-59  
 1-17-08 \_\_\_\_\_ aW \_\_\_\_\_ 76-49  
 2-11-09 \_\_\_\_\_ aW \_\_\_\_\_ 97-89(OT)  
 2-10-10 \_\_\_\_\_ hW \_\_\_\_\_ 71-66  
 3-2-11 \_\_\_\_\_ aL \_\_\_\_\_ 59-81  
 2-29-12 \_\_\_\_\_ hL \_\_\_\_\_ 50-62

**Charleston Southern (1-0)**  
**H: 0-0, A: 1-0, N: 0-0**  
 11-20-09 \_\_\_\_\_ aW \_\_\_\_\_ 75-73

**Charlotte (1-1)**  
**H: 1-0, A: 0-1, N: 0-0**  
 1-15-14 \_\_\_\_\_ hW \_\_\_\_\_ 61-60  
 2-14-15 \_\_\_\_\_ aL \_\_\_\_\_ 54-74

**College of Charleston (0-1)**  
**H: 0-0, A: 0-1, N: 0-0**  
 11-21-09 \_\_\_\_\_ aL \_\_\_\_\_ 45-62

**Colorado State (2-2)**  
**H: 2-1, A: 0-1, N: 0-0**  
 1-20-88 \_\_\_\_\_ hW \_\_\_\_\_ 64-55  
 1-14-89 \_\_\_\_\_ aL \_\_\_\_\_ 57-71  
 12-31-05 \_\_\_\_\_ hL \_\_\_\_\_ 59-63  
 12-29-08 \_\_\_\_\_ hW \_\_\_\_\_ 67-58

**Concordia Texas (1-0)**  
**H: 1-0, A: 0-0, N: 0-0**  
 11-12-12 \_\_\_\_\_ hW \_\_\_\_\_ 88-29

**Creighton (2-3)**  
**H: 2-1, A: 0-2, N: 0-0**  
 12-18-85 \_\_\_\_\_ hW \_\_\_\_\_ 71-69  
 2-10-87 \_\_\_\_\_ aL \_\_\_\_\_ 65-73  
 1-25-88 \_\_\_\_\_ aL \_\_\_\_\_ 62-82  
 3-2-89 \_\_\_\_\_ hW \_\_\_\_\_ 82-80  
 12-20-11 \_\_\_\_\_ hL \_\_\_\_\_ 53-54

**Dartmouth (0-1)**  
**H: 0-0, A: 0-0, N: 0-1**  
 12-21-91 \_\_\_\_\_ nL \_\_\_\_\_ 60-68

**Davidson (1-1)**  
**H: 0-1, A: 0-0, N: 1-0**  
 12-03-05 \_\_\_\_\_ nW \_\_\_\_\_ 75-69  
 11-27-10 \_\_\_\_\_ hL \_\_\_\_\_ 60-69

**Denver (1-3)**  
**H: 1-2, A: 0-1, N: 0-0**  
 12-18-98 \_\_\_\_\_ hW \_\_\_\_\_ 58-52  
 11-29-03 \_\_\_\_\_ hL \_\_\_\_\_ 55-58  
 1-5-13 \_\_\_\_\_ hL \_\_\_\_\_ 73-75  
 1-31-13 \_\_\_\_\_ aL \_\_\_\_\_ 49-53

**Detroit (1-0)**  
**H: 1-0, A: 0-0, N: 0-0**  
 11-26-11 \_\_\_\_\_ hW \_\_\_\_\_ 59-55

**Drake (0-1)**  
**H: 0-1, A: 0-0, N: 0-0**  
 11-28-14 \_\_\_\_\_ hL \_\_\_\_\_ 61-69

**Drexel (0-1)**  
**H: 0-0, A: 0-0, N: 0-1**  
 12-30-10 \_\_\_\_\_ nL \_\_\_\_\_ 37-64

**Duke (0-1)**  
**H: 0-0, A: 0-0, N: 0-1**  
 12-7-90 \_\_\_\_\_ nL \_\_\_\_\_ 68-71

**East Carolina (1-0)**  
**H: 1-0, A: 0-0, N: 0-0**  
 2-20-14 \_\_\_\_\_ hW \_\_\_\_\_ 61-60

**Eastern Illinois (0-1)**  
**H: 0-0, A: 0-0, N: 0-1**  
 12-4-93 \_\_\_\_\_ nL \_\_\_\_\_ 51-59

**Eastern Washington (1-0)**  
**H: 1-0, A: 0-0, N: 0-0**  
 11-24-06 \_\_\_\_\_ hW \_\_\_\_\_ 77-67



<b>FIU (2-2)</b>		
<b>H: 2-1, A: 0-1, N: 0-0</b>		
12-14-07	aL	57-68
11-18-11	hW	61-54
2-5-14	hL	40-53
2-5-15	hW	74-56

<b>Florida Atlantic (1-1)</b>		
<b>H: 1-1, A: 0-0, N: 0-0</b>		
3-1-14	hL	69-71
2-8-15	hW	68-45

<b>Florida A&amp;M (1-0)</b>		
<b>H: 0-0, A: 0-0, N: 1-0</b>		
11-19-05	nW	71-61

<b>Florida State (0-1)</b>		
<b>H: 0-0, A: 0-0, N: 0-1</b>		
12-19-09	nL	50-65

<b>Fordham (0-1)</b>		
<b>H: 0-1, A: 0-0, N: 0-0</b>		
12-28-98	hL	48-49

<b>Georgia Southern (1-0)</b>		
<b>H:1-0, A: 0-0, N: 0-0</b>		
11-24-07	hW	72-52

<b>Hardin-Simmons (10-0)</b>		
<b>H: 5-0, A: 5-0, N: 0-0</b>		
12-11-82	hW	74-58
2-14-83	aW	81-66
2-6-84	aW	88-71
2-20-84	aW	90-41
1-5-85	hW	83-64
2-4-85	aW	88-68
2-18-85	hW	78-61
2-3-86	aW	61-58
2-17-86	hW	83-67
11-28-97	hW	85-56

<b>High Point (1-0)</b>		
<b>H: 1-0, A: 0-0, N: 0-0</b>		
12-30-08	hW	65-59

<b>Houston (1-19)</b>		
<b>H: 1-7, A: 0-10, N: 0-2</b>		
11-25-81	hL	44-59
2-22-82	aL	58-75
1-25-83	hL	80-90
2-23-83	aL	67-75
12-5-83	hL	66-68
1-18-84	aL	73-80
12-4-84	aL	59-80
12-5-85	hL	52-63
12-3-86	aL	74-75
12-1-87	hL	65-69
1-2-89	hL	63-71
12-18-89	aL	66-115
11-27-90	aL	55-111

11-29-00	hL	57-71
11-18-01	aL	45-62
12-7-09	nL	53-74
12-7-10	aL	59-71
12-4-11	hW	70-59
11-27-12	aL	42-55
12-19-14	nL	53-56

<b>Houston Baptist (1-0)</b>		
<b>H: 1-0, A: 0-0, N: 0-0</b>		
11-30-99	hW	66-56

<b>Howard Payne (1-0)</b>		
<b>H: 1-0, A: 0-0, N: 0-0</b>		
12-7-96	hW	87-69

<b>Huston-Tillotson (5-0)</b>		
<b>H: 5-0, A: 0-0, N: 0-0</b>		
1-17-83	hW	89-51
1-29-83	hW	92-56
11-9-07	hW	89-50
12-06-08	hW	93-55
11-14-10	hW	87-47

<b>Idaho (0-3)</b>		
<b>H: 0-1, A: 0-1, N: 0-1</b>		
12-14-84	nL	67-68
1-26-13	hL	45-64
2-28-13	aL	53-65

<b>Idaho State (1-0)</b>		
<b>H: 1-0, A: 0-0, N: 0-0</b>		
11-25-00	hW	61-60

<b>Incarnate Word (1-0)</b>		
<b>H: 1-0, A: 0-0, N: 0-0</b>		
11-30-14	hW	57-31

<b>Iona (1-0)</b>		
<b>H: 0-0, A: 0-0, N: 1-0</b>		
12-9-88	nW	88-58

<b>Iowa State (0-1)</b>		
<b>H: 0-0, A: 0-0, N: 0-1</b>		
12-1-95	nL	54-82

<b>Jacksonville State (1-0)</b>		
<b>H: 1-0, A: 0-0, N: 0-0</b>		
11-28-09	hW	81-69

<b>Kansas State (1-3)</b>		
<b>H: 1-1, A: 0-1, N: 0-1</b>		
12-31-03	hL	45-75
11-23-09	aL	51-80
12-21-09	nL	55-59
12-20-10	hW	72-55

<b>Kent State (1-1)</b>		
<b>H: 1-0, A: 0-0, N: 0-1</b>		
12-3-93	nL	69-98

12-30-06	hW	69-62
<b>LSU (0-1)</b>		
<b>H: 0-0, A: 0-1, N: 0-0</b>		
12-16-10	aL	41-74

<b>Louisiana-Lafayette (3-1)</b>		
<b>H: 2-0, A: 1-0, N: 0-1</b>		
12-5-87	nL	66-72
12-30-95	hW	67-53
11-26-96	aW	63-38
12-6-97	hW	50-45

<b>Louisiana-Monroe (10-20)</b>		
<b>H: 8-8, A: 2-12, N: 0-0</b>		
1-4-85	hL	56-77
1-16-92	aL	81-94
2-15-92	hL	75-81
1-23-93	aL	58-65
2-18-93	hL	50-74
12-30-93	aL	47-84
3-2-94	hL	67-78
1-28-95	aL	65-83
2-23-95	hL	61-77
1-20-96	aL	65-82
2-15-96	hW	72-68
1-11-97	aW	60-51
1-30-97	hW	64-57
1-5-98	aL	70-80(OT)
2-21-98	hW	72-70
12-30-98	hL	41-63
2-4-99	aL	64-80
1-22-00	aL	49-61
2-17-00	hL	56-70
1-18-01	aL	52-57
2-17-01	hW	65-42
1-21-02	aW	46-39
2-11-02	hW	63-37
1-4-03	aL	53-62
2-8-03	hW	69-59
3-13-03	hW	60-56
2-12-04	hL	62-69
1-6-05	aL	72-75
1-14-06	aL	61-62
1-28-06	hW	71-70

<b>Lamar (17-17)</b>		
<b>H: 7-9, A: 8-7, N: 2-1</b>		
1-9-82	hW	53-51
1-14-82	aL	59-71
2-5-83	aL	56-66
2-26-83	hL	65-66
11-25-88	nL	76-78
11-27-89	aL	68-90
12-16-89	hL	63-79
1-10-91	hL	71-96
1-2-99	aW	65-54
2-20-99	hL	65-70
1-15-00	hW	51-49
1-11-01	hL	42-57



2-24-01	aW	71-54
3-6-01	nW	80-59
1-3-02	hW	59-43
2-4-02	aL	39-52
1-9-03	hW	57-42
2-13-03	aW	56-50
1-29-03	aW	61-46
3-4-04	hW	67-44
2-5-05	aW	69-59
2-23-05	hW	82-55
2-11-06	aW	53-50
1-6-07	aL	46-60
1-12-08	hL	74-75
3-15-08	nW	65-56
1-31-09	hW	69-68
2-28-09	aW	77-45
1-30-10	aL	60-69
2-27-10	hL	63-66
2-5-11	aL	67-69
2-4-12	hL	51-54
11-14-13	hL	59-63
11-23-14	aW	72-40

**Louisiana Tech (2-7)****H: 1-2, A: 1-2, N: 0-3**

12-15-84	nL	39-80
12-2-05	nL	67-75
12-30-09	hL	72-82
1-12-13	aW	51-50
2-7-13	hL	73-79
3-13-13	nL	58-85
2-1-14	aL	50-71
1-10-15	aL	74-79
3-1-15	hW	60-53

**Maine (1-0)****H: 1-0, A: 0-0, N: 0-0**

12-29-09	hW	79-71
----------	----	-------

**Marshall (1-1)****H: 1-0, A: 0-1, N: 0-0**

3-5-14	aL	76-81(OT)
1-22-15	hW	60-48

**McNeese State (17-20)****H: 10-8, A: 6-11, N: 1-1**

1-9-92	hL	66-76
2-8-92	aL	66-93
1-2-93	aL	61-72
2-8-93	hW	63-59
1-20-94	aL	55-57
2-19-94	hL	68-72
1-5-95	aL	47-83
2-4-95	hL	63-75
1-11-96	hL	55-57
2-10-96	aW	78-66
1-4-97	hL	60-62
2-6-97	aL	45-61
1-19-98	aL	44-49
2-7-98	hW	68-55

1-4-99	aL	45-47
1-28-99	hL	67-75
1-13-00	hL	53-70
2-26-00	aL	79-82
12-28-00	aW	69-61
2-3-01	hW	86-62
1-14-02	hW	69-56
2-14-02	aW	54-41
1-18-03	hW	65-54
2-20-03	aW	45-41
2-7-04	hW	64-56(OT)
3-9-04	hW	61-42
1-20-05	aW	67-49
1-7-06	hW	70-58
2-9-06	aL	57-62
2-22-07	hW	87-46
2-28-08	aL	49-52
1-10-09	aW	61-50
3-11-09	nW	71-52
1-9-10	hW	68-61
2-16-11	aL	43-72
3-10-11	nL	50-66
2-15-12	hL	54-65

**Memphis (1-0)****H: 1-0, A: 0-0, N: 0-0**

12-29-06	hW	85-73
----------	----	-------

**Middle Tennessee (0-2)****H: 0-0, A: 0-2, N: 0-0**

1-22-14	aL	41-60
1-29-15	aL	53-73

**Midwestern State (0-1)****H: 0-1, A: 0-0, N: 0-0**

11-26-94	hL	54-76
----------	----	-------

**Minnesota (0-2)****H: 0-0, A: 0-0, N: 0-2**

11-23-84	nL	57-60
12-31-84	nL	72-86

**Mississippi State (1-0)****H: 0-0, A: 0-0, N: 1-0**

11-24-84	nW	56-54
----------	----	-------

**Missouri (0-3)****H: 0-1, A: 0-1, N: 0-1**

11-22-84	nL	70-86
12-10-88	aL	68-89
11-11-11	hL	50-70

**Missouri State (2-0)****H: 1-0, A: 1-0, N: 0-0**

12-31-83	hW	82-79
11-29-07	aW	63-59

**Navy (1-0)****H: 1-0, A: 0-0, N: 0-0**

11-27-09	hW	69-57
----------	----	-------

**Nevada (1-0)****H: 0-0, A: 0-0, N: 1-0**

11-29-86	nW	78-67
----------	----	-------

**New Mexico (0-2)****H: 0-1, A: 0-1, N: 0-0**

12-8-01	hL	38-55
12-8-02	aL	49-66

**New Mexico State (5-4)****H: 4-1, A: 1-3, N: 0-0**

2-23-88	aL	65-91
1-19-89	hW	58-57
1-10-90	aL	55-89
12-31-90	hW	98-84
11-26-05	hW	61-38
11-19-06	aL	63-69
1-3-13	hL	52-69
2-2-13	aW	66-53
12-29-13	hW	65-56

**New Orleans (1-2)****H: 1-1, A: 0-1, N: 0-0**

2-2-87	aL	63-77
1-16-88	hL	55-83
11-23-07	hW	60-46

**Nicholls (27-13)****H: 16-2, A: 11-10, N: 0-1**

2-2-89	hW	59-54
2-20-89	aW	72-64
1-20-90	hW	82-51
2-5-90	aL	52-70
1-12-91	hW	83-73
2-18-91	aW	69-58
1-11-92	hW	72-63
2-6-92	aL	62-67
1-4-93	aL	60-78
3-1-93	hW	58-42
1-22-94	aW	64-48
2-17-94	hW	92-52
1-7-95	aL	66-72
2-2-95	hW	79-63
1-13-96	hW	71-62
2-8-96	aW	71-66
1-2-97	hW	52-43
2-8-97	aL	43-52
1-17-98	aL	36-44
1-14-99	aL	56-70
2-13-99	hL	54-67
2-10-00	aL	57-77
1-6-01	aW	57-45
3-1-01	hL	63-69
1-5-02	hW	53-40
2-23-02	aW	48-34
2-1-03	aW	68-50
3-7-03	hW	73-39
1-17-04	aW	56-42
1-31-04	hW	79-60
1-14-05	hW	58-53



2-19-05	aL	54-58
2-2-06	aW	67-57
2-10-07	aW	66-60
2-16-08	hW	82-41
1-14-09	hW	86-33
1-13-10	aW	58-49
2-19-11	hW	73-63(2OT)
2-18-12	aL	62-68
12-21-14	nL	49-57

**Norfolk State (1-0)****H: 1-0, A: 0-0, N: 0-0**

11-30-13	hW	72-63(OT)
----------	----	-----------

**North Dakota State (1-0)****H: 1-0, A: 0-0, N: 0-0**

12-28-13	hW	79-68
----------	----	-------

**North Texas (9-14)****H: 6-5, A: 3-9, N: 0-0**

2-5-82	aL	67-77
1-8-83	hW	78-60
1-15-87	hW	82-62
1-11-88	aL	59-74
1-30-89	aL	59-80
3-3-90	hW	82-81
1-8-91	aW	84-75
1-4-92	aL	67-75
3-2-92	hW	65-62
1-30-93	hW	65-64
2-25-93	aL	63-66
1-29-94	hL	65-74
2-24-94	aL	53-66
1-17-95	hL	79-82
3-4-95	aL	58-76
1-22-96	hL	77-84
3-2-96	aL	67-87
11-23-01	hL	57-64
11-22-02	aL	66-82
11-28-08	hL	61-65
1-18-14	aW	58-56
1-4-15	hW	53-45
3-7-15	aW	57-54

**Northern Arizona (1-1)****H: 0-0, A: 0-1, N: 1-0**

2-24-91	nW	79-75
1-5-94	aL	47-70

**Northern Illinois (0-1)****H: 0-0, A: 0-0, N: 0-1**

2-22-91	nL	73-103
---------	----	--------

**Northern Iowa (1-0)****H: 1-0, A: 0-0, N: 0-0**

11-29-13	hW	63-55
----------	----	-------

**Northwestern State (15-26)****H: 6-12, A: 6-14, N: 3-0**

1-18-92	aL	69-81
---------	----	-------

2-13-92	hL	60-64
1-21-93	aL	52-80
2-20-93	hL	65-93
12-28-93	aL	75-80(OT)
2-28-94	hL	56-71
1-26-95	aL	67-87
2-25-95	hL	57-76
1-18-96	aL	73-81
2-27-96	hL	74-93
1-9-97	aW	66-64
2-1-97	hW	74-64
1-3-98	aW	88-76
2-19-98	hL	51-54
2-6-99	aL	65-86
1-30-99	hL	51-65
1-20-00	aL	46-62
2-19-00	hL	61-64
1-20-01	aL	43-45
2-15-01	hL	61-63
1-19-02	aL	44-56
2-9-02	hL	51-57
1-2-03	aW	69-60
2-6-03	hW	68-54
1-24-04	hL	64-71
2-28-04	aL	56-62
3-11-04	aL	71-82
1-8-05	aL	49-54
1-22-05	hL	68-82
3-7-05	aL	48-51
1-26-06	hW	73-65
3-3-06	aW	69-58
1-13-07	hW	55-38
1-19-08	aW	68-62
3-12-08	nW	80-56
2-25-09	hW	74-69
3-13-09	nW	58-47
2-24-10	aW	50-48
1-19-11	hW	80-68
1-18-12	aL	57-61
11-21-13	nW	62-49

**Oakland (0-1)****H: 0-0, A: 0-0, N: 0-1**

12-19-08	nL	57-70
----------	----	-------

**Oklahoma (0-5)****H: 0-1, A: 0-3, N: 0-1**

11-28-86	nL	62-67
1-21-91	aL	86-93
11-25-91	aL	70-102
11-23-97	hL	53-66
11-23-98	aL	40-80

**Oklahoma City (4-0)****H: 2-0, A: 2-0, N: 0-0**

1-23-84	aW	85-78
2-27-84	hW	113-91
1-21-85	hW	76-67
2-25-85	aW	66-65

**Oklahoma State (0-2)****H: 0-0, A: 0-1, N: 0-1**

11-28-87	aL	46-91
12-16-02	nL	47-53

**Old Dominion (1-3)****H: 0-1, A: 1-0, N: 0-2**

2-22-14	hL	57-68
3-12-14	nL	74-79
2-12-15	aW	52-51
3-12-15	nL	49-63

**Oral Roberts (5-6)****H: 1-2, A: 3-3, N: 1-1**

1-21-84	aW	77-72
2-25-84	aW	75-64
1-19-85	hW	80-56
2-23-85	aW	68-57
1-18-86	hL	54-60
2-22-86	aL	61-97
2-27-88	hL	78-92
1-28-89	aL	71-92
12-22-94	aL	52-62
12-15-02	nL	43-47
12-20-08	nW	74-62

**Our Lady of the Lake (1-0)****H: 1-0, A: 0-0, N: 0-0**

11-12-10	hW	79-66
----------	----	-------

**Pacific (0-1)****H: 0-0, A: 0-0, N: 0-1**

12-20-91	nL	57-75
----------	----	-------

**Pepperdine (1-1)****H: 1-0, A: 0-1, N: 0-0**

12-31-87	hW	57-51
12-29-89	aL	61-82

**Prairie View A&M (10-3)****H: 6-1, A: 2-2, N: 2-0**

1-27-83	aW	72-26
2-10-83	aW	96-29
1-22-86	aL	54-71
2-13-86	hL	61-64
11-29-87	nW	85-52
11-26-88	nW	62-44
1-17-90	hW	75-59
2-8-90	aL	64-71
1-5-91	hW	86-46
12-7-93	hW	105-38
11-28-95	hW	66-34
12-3-96	hW	67-31
11-26-04	hW	88-44

**Purdue (0-1)****H: 0-0, A: 0-0, N: 0-1**

12-20-06	nL	50-75
----------	----	-------





<b>Quinnipiac (1-0)</b>		
<b>H: 1-0, A: 0-0, N: 0-0</b>		
12-31-04	hW	73-55
<b>Rice (9-4)</b>		
<b>H: 4-2, A: 5-2, N: 0-0</b>		
1-10-83	hW	68-53
2-22-83	aW	75-65
1-17-84	aW	76-55
2-29-84	hW	73-72
12-3-84	aW	77-67
12-3-85	hW	81-67
1-3-09	hW	81-50
1-4-10	aL	56-70
12-30-11	hL	46-71
12-20-12	aL	41-43
2-15-14	aW	63-61
1-2-15	hL	58-62(OT)
3-5-15	aW	60-49
<b>SIU Edwardsville (1-0)</b>		
<b>H: 1-0, A: 0-0, N: 0-0</b>		
12-29-14	hW	75-60
<b>SMU (2-9)</b>		
<b>H: 2-1, A: 0-7, N: 0-1</b>		
2-16-82	aL	57-76
2-2-83	hW	67-66(OT)
12-10-86	aL	61-66
2-3-88	aL	58-81
2-9-91	hW	93-77
12-6-91	aL	56-59
12-18-04	nL	46-66
11-12-06	aL	49-78
1-2-08	hL	72-74
11-21-10	hL	47-69
12-28-11	aL	65-69
<b>Sam Houston State (33-17)</b>		
<b>H: 18-7, A: 14-10, N: 1-0</b>		
11-24-82	hW	67-52
1-12-83	aW	59-29
11-22-83	aW	79-55
1-27-84	hW	88-47
1-11-86	hW	58-57
1-10-87	hW	66-38
2-7-87	aL	58-59
1-14-91	aW	76-63
1-29-91	hW	96-78
2-1-92	hL	52-55
2-27-92	hL	45-58
1-9-93	hW	66-64
2-4-93	aW	70-54
1-16-94	hL	61-66
2-10-94	aL	63-78
1-12-95	hL	72-88
2-11-95	aL	50-73
1-6-96	aL	49-79
2-12-96	aL	65-90
1-16-97	hL	47-51

2-25-97	aW	66-57
1-24-98	hW	67-40
2-2-98	aW	67-40
3-4-98	hW	73-72(OT)
2-18-99	aL	58-70
12-28-99	aL	67-69(OT)
2-5-00	hL	55-62
1-13-01	hW	72-47
2-22-01	aW	68-50
12-5-01	hW	58-45
2-2-02	aW	42-40
1-11-03	hW	65-53
2-15-03	aW	59-48
2-14-04	aW	54-38
2-3-05	hW	73-65(OT)
1-19-06	aW	75-71(OT)
2-25-06	hW	72-52
2-1-07	hW	75-60
3-1-07	aW	65-48
2-7-08	aW	72-48
3-6-08	hW	76-51
2-4-09	aW	67-62
2-21-09	hW	85-54
2-3-10	hW	74-55
2-20-10	aL	72-73(2OT)
1-8-11	aL	53-62
1-29-11	hW	75-66
3-8-11	nW	69-61
1-7-12	hL	50-63
1-28-12	aL	55-67
<b>Samford (1-0)</b>		
<b>H: 1-0, A: 0-0, N: 0-0</b>		
12-30-04	hW	52-48
<b>San Diego (0-1)</b>		
<b>H: 0-0, A: 0-1, N: 0-0</b>		
12-28-01	aL	42-91
<b>San Diego State (1-1)</b>		
<b>H: 0-0, A: 0-1, N: 1-0</b>		
12-30-89	nW	67-65
12-28-10	aL	52-72
<b>San Francisco (0-1)</b>		
<b>H: 0-1, A: 0-0, N: 0-0</b>		
12-2-01	hL	60-61 (OT)
<b>San Jose State (2-0)</b>		
<b>H: 2-0, A: 0-0, N: 0-0</b>		
12-31-12	aW	57-54
3-7-13	hW	64-60
<b>Santa Clara (1-0)</b>		
<b>H: 1-0, A: 0-0, N: 0-0</b>		
1-4-04	hW	59-47
<b>Savannah State (0-1)</b>		
<b>H: 0-0, A: 0-0, N: 0-1</b>		
11-22-13	nL	50-51

<b>Schreiner (10-0)</b>		
<b>H: 9-0, A: 0-0, N: 0-0</b>		
11-25-89	hW	83-60
11-24-90	hW	113-89
1-23-92	hW	84-63
2-2-93	hW	60-49
2-3-94	hW	74-49
12-6-94	hW	85-72
11-22-96	hW	82-43
12-4-97	hW	75-46
12-11-99	hW	76-50
11-15-09	hW	86-32
<b>Seattle U (1-1)</b>		
<b>H: 1-0, A: 0-1, N: 0-0</b>		
1-24-13	hW	65-55
3-2-13	aL	56-54
<b>Seton Hall (0-1)</b>		
<b>H: 0-1, A: 0-0, N: 0-0</b>		
11-27-04	hL	59-60
<b>South Alabama (0-2)</b>		
<b>H: 0-1, A: 0-0, N: 0-1</b>		
12-2-88	nL	55-77
11-25-11	hL	42-54
<b>South Dakota (0-1)</b>		
<b>H: 0-1, A: 0-0, N: 0-0</b>		
12-28-14	hL	69-76
<b>Southeastern Louisiana (21-9)</b>		
<b>H: 14-2, A: 6-7, N: 1-0</b>		
1-21-89	hL	59-70
2-18-89	aL	63-71
2-3-90	aL	75-84
2-22-90	hW	86-84
2-5-98	hW	75-52
1-16-99	aL	55-58
2-11-99	hW	60-52
1-6-00	hW	83-60
2-12-00	aL	47-61
1-4-01	aW	56-41
3-3-01	hW	90-53
1-07-02	hW	60-46
2-21-02	aW	64-57
3-5-02	hL	63-66
1-30-03	aW	63-46
3-5-03	hW	49-38
1-15-04	aW	52-51
3-5-04	hW	60-41
1-29-05	hW	75-64
2-17-05	aW	60-40
1-5-06	hW	75-56
2-4-06	aL	63-66
3-6-06	hW	61-46
2-8-07	aL	64-73(OT)
3-7-07	nW	62-57
2-14-08	hW	71-59
2-7-09	hW	58-57



2-6-10	aW	61-49
2-9-11	hW	71-58
2-8-12	aL	63-64

**Southern California (0-1)**

**H: 0-0, A: 0-1, N: 0-0**

11-30-11	aL	56-74
----------	----	-------

**Southern Miss (0-3)**

**H: 0-1, A: 0-2, N: 0-0**

1-11-14	aL	57-70
1-8-15	aL	60-69(OT)
2-26-15	hL	59-61

**Southern Utah (0-1)**

**H: 0-0, A: 0-0, N: 0-0**

12-16-03	aL	73-82
----------	----	-------

**Southwestern (7-0)**

**H: 4-0, A: 2-0, N: 1-0**

1-30-82	nW	58-53
11-22-82	aW	67-56
12-6-82	hW	62-43
11-28-83	hW	100-46
2-2-84	aW	71-66
12-8-84	hW	84-54
1-25-86	hW	86-53

**St. Bonaventure (0-1)**

**H: 0-1, A: 0-0, N: 0-0**

12-21-10	hL	37-46
----------	----	-------

**St. Mary's (11-0)**

**H: 7-0, A: 3-0, N: 1-0**

1-9-84	aW	75-58
2-14-84	hW	79-49
1-15-85	hW	72-64
2-12-85	aW	68-47
1-13-86	hW	74-55
2-6-86	aW	73-67
12-16-86	hW	83-72
1-26-87	hW	75-52
12-19-87	hW	79-61
1-24-89	hW	100-62
1-22-90	nW	68-62

**Stephen F. Austin (11-32)**

**H: 8-14, A: 3-17, N: 0-1**

12-20-86	hW	76-67
1-9-88	aL	58-81
12-19-88	aL	59-66
1-30-92	hL	50-77
2-29-92	aL	54-78
1-7-93	hL	63-96
2-6-93	aL	60-76
1-14-94	hL	57-72
2-12-94	aL	49-77
1-14-95	hL	42-80
2-9-95	aL	50-89
1-4-96	aL	58-89

2-3-96	hL	63-102
1-18-97	hL	63-88
2-17-97	aL	63-64
1-8-98	hL	71-84
2-12-98	aL	69-83
3-5-98	hL	81-88
1-9-99	hL	54-68
1-8-00	aL	54-89
1-27-00	hL	47-82
12-9-00	hL	53-67
2-8-01	aL	49-58
3-8-01	nL	32-49
12-22-01	aL	44-58
1-26-02	hL	47-62
1-22-03	hW	64-50
2-27-03	aL	42-54
2-5-04	aL	59-64
3-1-05	hW	56-44
1-21-06	hW	66-48
2-23-06	aL	68-77
3-11-06	aL	48-56
2-3-07	aW	61-55
3-3-07	hW	59-44
2-9-08	hW	75-62
3-8-08	aL	54-57
3-7-09	aW	65-51
3-6-10	hL	61-77
1-15-11	aW	66-56
2-12-11	hW	65-61
1-14-12	hW	50-46
2-11-12	aL	64-73

**Tarleton State (2-0)**

**H: 1-0, A: 0-0, N: 1-0**

12-15-93	hW	65-51
12-17-94	nW	59-56

**TCU (0-5)**

**H: 0-1, A: 0-4, N: 0-0**

12-5-95	aL	58-78
11-16-08	aL	60-73
11-19-10	hL	59-83
11-14-11	aL	30-65
12-5-12	aL	64-73

**Texas (0-5)**

**H: 0-1, A: 0-4, N: 0-0**

2-8-83	hL	54-74
12-7-83	aL	45-90
11-13-09	aL	60-71
11-10-13	aL	42-63
11-15-14	aL	48-68

**Texas A&M (4-10)**

**H: 2-4, A: 2-5, N: 0-1**

12-3-83	aW	67-57
1-21-82	hL	51-60
2-19-83	aL	48-53
11-29-84	aL	64-84
1-5-84	hL	66-70

1-8-85	aW	61-51
1-6-86	hW	57-54
12-4-88	hL	58-69
12-19-91	hL	69-84
12-11-92	hW	75-59
12-3-00	aL	48-78
12-1-00	aL	54-67
11-30-04	aL	48-74
3-22-08	nL	52-91

**Texas A&M-Commerce (2-0)**

**H: 1-0, A: 1-0, N: 0-0**

1-12-87	hW	93-48
1-7-88	aW	64-50

**Texas A&M-Corpus Christi (12-6)**

**H: 7-2, A: 5-4, N: 0-0**

11-25-02	hL	59-67
11-21-03	aL	48-57
11-19-04	hL	44-66
11-29-05	aL	44-56
1-27-07	aL	69-71
2-24-07	hW	61-43
2-2-08	hW	65-56
3-1-08	aW	60-47
1-24-09	hW	69-63
2-18-09	aW	72-54
1-23-10	aL	48-52
2-17-10	hW	58-37
1-12-11	hW	69-44
2-23-11	aW	93-62
1-11-12	aW	58-38
2-22-12	hW	72-58
11-16-12	hW	52-40
12-5-13	aW	55-50(OT)

**Texas A&M International (1-0)**

**H: 1-0, A: 0-0, N: 0-0**

11-14-08	hW	85-53
----------	----	-------

**Texas A&M-Kingsville (7-1)**

**H: 4-1, A: 1-0, N: 2-0**

11-27-81	nW	82-69
1-30-82	nW	75-62
12-16-85	aW	71-38
1-17-87	hW	79-43
12-5-92	hW	73-46
12-11-93	hL	44-63
12-3-94	hW	60-53
11-25-95	hW	59-56

**Texas Lutheran (5-0)**

**H: 3-0, A: 2-0, N: 0-0**

12-1-81	hW	80-62
1-19-82	aW	72-62
12-2-82	hW	92-57
1-19-83	aW	70-54
12-11-89	hW	88-54

**Texas Southern (12-3)****H: 9-1, A: 3-2, N: 0-0**

2-19-83	hL	73-80
12-1-84	hW	84-57
11-26-86	aW	69-68
1-4-86	hW	68-54
1-26-91	hW	80-68
2-7-91	aW	72-52
12-12-93	aL	62-78
12-17-93	hW	76-63
1-2-95	hW	62-52
12-20-96	hW	65-60
12-5-97	hW	91-30
12-16-98	hW	80-37
12-19-01	aL	39-47
11-23-04	aW	57-55
12-12-05	hW	41-33

**Texas State (31-31)****H: 16-16, A: 15-15, N: 0-0**

11-23-81	aW	89-69
12-10-82	hL	53-55
12-1-83	aW	69-66
1-3-84	hW	99-73
11-29-84	hW	66-59
1-24-85	aL	69-71(OT)
11-30-85	hW	72-58
2-11-86	aL	66-69
12-8-86	hW	77-66
2-16-87	aW	81-75
2-1-88	aL	62-84
3-1-88	hW	81-67
12-5-88	hL	64-78
2-27-89	aW	79-78
1-3-90	aL	64-66
2-1-90	hL	64-66
3-2-91	hL	58-73
1-25-92	aL	54-56
2-22-92	hL	45-61
1-16-93	hL	48-78
2-13-93	aL	43-96
1-8-94	hL	48-72
2-5-94	aL	43-78
1-21-95	hL	51-68
2-16-95	aL	44-72
1-27-96	hL	57-78
2-24-96	aL	52-67
1-25-97	hL	55-64
2-15-97	aL	50-57
1-29-98	aW	64-48
1-23-99	aL	49-59
2-28-99	hW	73-64
1-29-00	hW	66-65
3-4-00	aL	61-84
1-27-01	hW	69-51
2-19-01	aW	73-50
2-18-02	hW	56-46
3-2-02	aW	56-41
1-25-03	aW	67-56
2-22-03	hW	63-56

3-15-03	hL	56-68
1-21-04	hL	43-44
2-25-04	aW	71-46
2-12-05	hW	71-69
3-3-05	aL	58-61(OT)
2-18-06	hL	71-73(OT)
1-20-07	hL	64-76
2-17-07	aL	60-63
1-26-08	aW	81-68
2-23-08	hL	79-85
1-28-09	aW	56-52
3-4-09	hW	80-70
1-27-10	hW	70-59
3-3-10	aW	58-55
1-22-11	aW	69-63
2-26-11	hW	81-64
1-21-12	hW	67-53
2-25-12	aL	67-87
1-19-13	aW	56-46
2-16-13	hW	74-65
12-22-13	aW	86-83
12-4-14	hL	53-57

**Texas Tech (0-12)****H: 0-3, A: 0-9, N: 0-0**

2-15-83	aL	76-86
12-3-83	hL	64-72
12-13-86	aL	62-75
12-8-87	aL	50-67
12-17-88	aL	53-92
12-20-89	hL	65-82
11-22-97	hL	44-57
12-2-98	aL	39-96
11-14-03	aL	48-76
11-10-06	aL	58-66
12-1-10	aL	43-83
12-20-14	aL	48-64

**Texas Woman's (2-0)****H: 1-0, A: 0-0, N: 1-0**

1-23-82	hW	71-51
2-6-82	nW	56-40

**Texas-Arlington (28-30)****H: 18-10, A: 8-18, N: 2-2**

1-4-82	hW	56-55
2-8-82	aL	50-75
1-4-83	hW	56-30
1-8-87	hW	67-43
2-15-88	aL	67-75
1-3-91	hW	83-69
2-4-91	aW	69-63
1-2-92	aL	71-76
2-10-92	aL	59-65
1-28-93	hW	70-63
2-27-93	aL	44-53
1-27-94	hL	52-70
2-26-94	aL	69-76
2-13-95	hW	64-62
3-2-95	aL	61-86

2-19-96	hL	54-66
2-29-96	aL	56-70
1-21-97	aL	43-59
2-22-97	hW	51-43
3-5-97	hL	41-70
1-10-98	hL	51-58
2-14-98	aW	74-63
1-7-99	hL	47-61
2-25-99	aL	52-53
12-30-99	aL	47-54
2-3-00	hL	42-60
12-7-00	hW	66-49
2-10-01	aW	64-42
12-20-01	aW	43-41
1-28-02	hW	51-48
12-30-02	aL	47-56
3-1-03	hW	55-39
1-10-04	aL	47-55
2-18-04	hW	55-43
2-10-05	aL	43-57
2-26-05	hW	48-46
2-16-06	hW	68-67(2OT)
3-8-06	aW	76-75(3OT)
1-23-07	aL	38-67
2-15-07	hL	52-68
3-9-07	nL	52-70
1-24-08	hW	76-53
2-21-08	aW	63-46
3-14-08	nW	77-67
1-17-09	aL	59-76
2-14-09	hL	60-69
3-14-09	nW	74-63
1-16-10	hW	69-51
2-13-10	aL	71-78
3-9-10	nL	63-68
2-2-11	aL	55-56
3-5-11	hW	77-53
2-1-12	aL	40-51
3-3-12	hL	65-75
1-10-13	aW	59-57
2-9-13	hW	73-45
11-17-13	hW	74-56
12-2-14	aW	63-55

**Tulane (2-2)****H: 0-1, A: 2-1, N: 0-0**

1-31-87	aW	69-66
2-16-91	aW	98-93
12-21-07	aL	42-76
2-8-14	hL	54-68

**Tulsa (4-6)****H: 2-4, A: 1-2, N: 1-0**

12-30-96	hL	68-81
11-21-98	aW	69-63
11-22-04	aL	62-80
11-22-05	hL	41-63
11-25-06	hL	57-61
12-1-07	aL	56-78
1-5-09	hW	63-54



12-26-10 \_\_\_\_\_ hW \_\_\_\_\_ 87-67  
 1-8-14 \_\_\_\_\_ hL \_\_\_\_\_ 62-73  
 3-11-14 \_\_\_\_\_ nW \_\_\_\_\_ 90-89

**UAB (0-2)**  
**H: 0-0, A: 0-2, N: 0-0**

2-12-14 \_\_\_\_\_ aL \_\_\_\_\_ 56-79  
 1-31-15 \_\_\_\_\_ aL \_\_\_\_\_ 57-73

**UALR (2-2)**  
**H: 2-0, A: 0-2, N: 0-0**

1-14-88 \_\_\_\_\_ hW \_\_\_\_\_ 76-71  
 2-9-88 \_\_\_\_\_ aL \_\_\_\_\_ 69-75  
 11-25-05 \_\_\_\_\_ hW \_\_\_\_\_ 52-44  
 12-2-06 \_\_\_\_\_ aL \_\_\_\_\_ 48-65

**UC Irvine (1-1)**  
**H: 1-0, A: 0-1, N: 0-0**

12-20-97 \_\_\_\_\_ hW \_\_\_\_\_ 54-48  
 11-26-99 \_\_\_\_\_ aL \_\_\_\_\_ 44-92

**UMKC (1-3)**  
**H: 1-1, A: 0-2, N: 0-0**

2-10-88 \_\_\_\_\_ aL \_\_\_\_\_ 62-79  
 2-4-89 \_\_\_\_\_ hL \_\_\_\_\_ 57-61  
 1-29-90 \_\_\_\_\_ hW \_\_\_\_\_ 54-47  
 2-12-90 \_\_\_\_\_ aL \_\_\_\_\_ 48-69

**UNLV (2-4)**  
**H: 1-1, A: 1-3, N: 0-0**

11-18-98 \_\_\_\_\_ hL \_\_\_\_\_ 60-65  
 11-20-00 \_\_\_\_\_ aL \_\_\_\_\_ 41-57  
 12-19-03 \_\_\_\_\_ aL \_\_\_\_\_ 44-76  
 12-21-06 \_\_\_\_\_ aW \_\_\_\_\_ 70-62  
 11-22-11 \_\_\_\_\_ aL \_\_\_\_\_ 67-74  
 12-8-12 \_\_\_\_\_ hW \_\_\_\_\_ 61-46

**UT Martin (1-0)**  
**H: 0-0, A: 0-0, N: 1-0**

12-19-04 \_\_\_\_\_ nW \_\_\_\_\_ 75-59

**UTEP (18-9)**  
**H: 10-3, A: 7-6 N: 1-0**

11-28-81 \_\_\_\_\_ nW \_\_\_\_\_ 72-62  
 2-11-84 \_\_\_\_\_ hW \_\_\_\_\_ 92-79  
 3-3-84 \_\_\_\_\_ aW \_\_\_\_\_ 72-68  
 2-9-85 \_\_\_\_\_ aW \_\_\_\_\_ 79-69  
 3-2-85 \_\_\_\_\_ hW \_\_\_\_\_ 78-52  
 2-8-86 \_\_\_\_\_ aW \_\_\_\_\_ 65-58  
 3-1-86 \_\_\_\_\_ hW \_\_\_\_\_ 99-65  
 2-5-87 \_\_\_\_\_ hW \_\_\_\_\_ 72-53  
 2-28-87 \_\_\_\_\_ aW \_\_\_\_\_ 58-52  
 2-6-88 \_\_\_\_\_ hW \_\_\_\_\_ 76-55  
 2-21-88 \_\_\_\_\_ aW \_\_\_\_\_ 59-58  
 1-6-89 \_\_\_\_\_ aL \_\_\_\_\_ 63-76  
 2-8-89 \_\_\_\_\_ hW \_\_\_\_\_ 64-60  
 1-8-90 \_\_\_\_\_ aL \_\_\_\_\_ 59-65  
 2-17-90 \_\_\_\_\_ hL \_\_\_\_\_ 64-69  
 12-4-90 \_\_\_\_\_ aL \_\_\_\_\_ 76-78  
 2-12-91 \_\_\_\_\_ hW \_\_\_\_\_ 86-61

12-17-92 \_\_\_\_\_ aL \_\_\_\_\_ 47-75  
 1-11-93 \_\_\_\_\_ hL \_\_\_\_\_ 32-54  
 11-24-00 \_\_\_\_\_ hW \_\_\_\_\_ 58-54  
 11-28-03 \_\_\_\_\_ hW \_\_\_\_\_ 52-49  
 12-4-04 \_\_\_\_\_ aW \_\_\_\_\_ 54-50  
 11-17-06 \_\_\_\_\_ aL \_\_\_\_\_ 47-80  
 1-25-14 \_\_\_\_\_ hL \_\_\_\_\_ 56-67  
 2-26-14 \_\_\_\_\_ aL \_\_\_\_\_ 65-78  
 1-17-15 \_\_\_\_\_ aW \_\_\_\_\_ 55-53  
 2-21-15 \_\_\_\_\_ hW \_\_\_\_\_ 72-59

**Texas-Rio Grande Valley (19-6)**  
**H: 11-4, A: 8-2, N: 0-0**

11-29-82 \_\_\_\_\_ hW \_\_\_\_\_ 71-40  
 1-10-86 \_\_\_\_\_ hW \_\_\_\_\_ 75-36  
 1-28-86 \_\_\_\_\_ hW \_\_\_\_\_ 69-58  
 2-25-86 \_\_\_\_\_ aL \_\_\_\_\_ 48-64  
 1-21-87 \_\_\_\_\_ aW \_\_\_\_\_ 66-41  
 2-21-87 \_\_\_\_\_ hW \_\_\_\_\_ 72-36  
 2-24-90 \_\_\_\_\_ hW \_\_\_\_\_ 86-70  
 2-28-90 \_\_\_\_\_ aW \_\_\_\_\_ 80-58  
 1-30-91 \_\_\_\_\_ aW \_\_\_\_\_ 88-72  
 2-28-91 \_\_\_\_\_ hW \_\_\_\_\_ 70-51  
 11-30-91 \_\_\_\_\_ aL \_\_\_\_\_ 57-80  
 12-16-91 \_\_\_\_\_ hL \_\_\_\_\_ 57-61  
 12-1-92 \_\_\_\_\_ aW \_\_\_\_\_ 54-51  
 12-9-92 \_\_\_\_\_ hW \_\_\_\_\_ 50-47  
 11-30-94 \_\_\_\_\_ aW \_\_\_\_\_ 67-60  
 12-9-95 \_\_\_\_\_ hL \_\_\_\_\_ 70-72  
 11-23-96 \_\_\_\_\_ hW \_\_\_\_\_ 53-39  
 1-27-97 \_\_\_\_\_ aW \_\_\_\_\_ 62-44  
 11-15-97 \_\_\_\_\_ hW \_\_\_\_\_ 69-46  
 12-2-98 \_\_\_\_\_ aW \_\_\_\_\_ 72-40  
 11-14-98 \_\_\_\_\_ hL \_\_\_\_\_ 71-77  
 11-24-99 \_\_\_\_\_ hL \_\_\_\_\_ 61-68  
 12-7-99 \_\_\_\_\_ aW \_\_\_\_\_ 58-48  
 12-21-11 \_\_\_\_\_ hW \_\_\_\_\_ 68-54  
 11-9-12 \_\_\_\_\_ hW \_\_\_\_\_ 68-34

**Utah State (1-1)**  
**H: 1-0, A: 0-1, N: 0-0**

12-29-12 \_\_\_\_\_ aL \_\_\_\_\_ 66-79 (OT)  
 3-9-13 \_\_\_\_\_ hW \_\_\_\_\_ 80-72

**Virginia Tech (0-1)**  
**H: 0-0, A: 0-0, N: 0-1**

12-20-07 \_\_\_\_\_ nL \_\_\_\_\_ 59-84

**Wayland Baptist (0-1)**  
**H: 0-1, A: 0-0, N: 0-0**

11-30-90 \_\_\_\_\_ hL \_\_\_\_\_ 64-73

**Weber State (1-0)**  
**H: 1-0, A: 0-0, N: 0-0**

12-30-07 \_\_\_\_\_ hW \_\_\_\_\_ 73-45

**West Texas A&M (2-6)**  
**H: 2-1, A: 0-3, N: 0-2**

1-29-82 \_\_\_\_\_ nL \_\_\_\_\_ 61-67  
 2-4-84 \_\_\_\_\_ hW \_\_\_\_\_ 72-69

2-18-84 \_\_\_\_\_ aL \_\_\_\_\_ 54-69  
 2-2-85 \_\_\_\_\_ aL \_\_\_\_\_ 67-83  
 2-16-85 \_\_\_\_\_ hW \_\_\_\_\_ 73-54  
 3-9-85 \_\_\_\_\_ nL \_\_\_\_\_ 64-79  
 2-1-86 \_\_\_\_\_ aL \_\_\_\_\_ 43-85  
 2-15-86 \_\_\_\_\_ hL \_\_\_\_\_ 56-59

**West Virginia (1-0)**  
**H: 0-0, A: 0-0, N: 0-0**

11-18-05 \_\_\_\_\_ nW \_\_\_\_\_ 57-54

**Western Kentucky (1-0)**  
**H: 1-0, A: 0-0, N: 0-0**

1-24-15 \_\_\_\_\_ hW \_\_\_\_\_ 64-63

**Wichita State (1-5)**  
**H: 1-2, A: 0-3, N: 0-0**

12-2-01 \_\_\_\_\_ aL \_\_\_\_\_ 46-69  
 11-30-02 \_\_\_\_\_ hL \_\_\_\_\_ 54-63  
 11-18-07 \_\_\_\_\_ hW \_\_\_\_\_ 68-60  
 11-21-08 \_\_\_\_\_ aL \_\_\_\_\_ 51-54  
 12-9-11 \_\_\_\_\_ hL \_\_\_\_\_ 56-69  
 11-18-12 \_\_\_\_\_ aL \_\_\_\_\_ 36-50

**William & Mary (1-0)**  
**H: 1-0, A: 0-0, N: 0-0**

11-25-12 \_\_\_\_\_ hW \_\_\_\_\_ 76-50

**Wisconsin-Green Bay (1-0)**  
**H: 0-0, A: 1-0, N: 0-0**

1-24-88 \_\_\_\_\_ aW \_\_\_\_\_ 62-57

**Wyoming (0-2)**  
**H: 0-1, A: 0-1, N: 0-0**

1-12-89 \_\_\_\_\_ aL \_\_\_\_\_ 67-70  
 1-13-90 \_\_\_\_\_ hL \_\_\_\_\_ 59-68



## All-Time Letter Winners

<b>Player</b>	<b>Yrs</b>				
Aalbers, Kristel	1997-98	Ewalefo, Vivian	2005-07	Layton, Beth	2002-03
Adams, McKenzie	2013-14	Ferguson, Lisa	1989-90	Lewis, Sharon	1987-88
Aguirre, Denise	1982-86	Fitzgerald, Kate	2000-02	Lloyd, Kelly	1989-90
Alexander, Dawn	1994-95	Follis, Amber	1996-99	Luke, Joyce	1992-95
Allbright, Karen	1989-90	Forcier, Corrie	2009-11	Lum, Allison	1985-87
Alkek, Amy	1986-88	Forestier, Denise	1990-92	Maddox, Jacque	2000-03
Altwein, Stephanie	1989-91	Foster, Amanda	2007-08	Malone, Jermini	2009-13
Anderson, Onika	2007-09	Foster, Niki	2000-02	Martin, Cierra	2008-10
Ansley, Kelsey	2009-11	Fox, Farren	2005-06	Martin, Michelle	1989-93
Archambault, Annie	1991-94	Franklin, Ashleigh	2009-11	Martinovich, Margaret	1981-85
Baldwin, Lora	2001-02	Freeman, Lynsey	2006-07	Matthews, Portia	1990-91
Bartlesmeyer, Amy	1995-96	Frisce, Katherine	1990-91	Maxwell, Kim	1981-84
Baurels, Trisha	1996-97	Fritz, Denise	1983-85	McCrary, Marlees	1999-01
Blau, Lacy	2004-05	Garcia, Andrea	2005-09	McKay, Kara	2005-08
Beard, Haylee	2013-15	Garcia, Genny	1999-01	McReynolds, Linda	1981-83
Beene, Tiffany	1987-88	Gardner, Ashley	2010-12	Means, Destiny	2013-14
Bell, Mannasha	2011-15	Garza, Alma	1991-92	Menz, Jenny	2011-13
Bloom, Delores	2005-06	Gaskin, Karen	1988-90	Mingee, Lacy	2001-06
Bogan, Tia	2004-08	Geppert, Kirsten	1998-99	<b>Mitchell-Cole, Niaga</b>	<b>2012-Present</b>
Boldt, Tisha	1986-91	Gibbs, Monica	2005-09	Montgomery, Jalisa	2011-13
Boyland, Melissa	1988-89	Gray, Robyn	1994-95	Nance, Laura	1991-92
Brock, Sarah	1999-01	Greer, Lyndsey	2001-05	Nelson, Sherika	1995-97
Brockman, Carmen	1989-92	Gregg, Amber	2007-11	Nickel, Shelly	1996-97
Brown, Destiny	2005-06	Gregg, Jenn	1981-82	Northern, Latifa	1998-02
Brown, Kalinda	1990-91	Griffin, Vernitta	1986-87	Nwanguma, Shantel	2008-10
Burks, Regan	2006-08	Groves, Debbye	1984-88	Owens, Carol	1987-88
Camacho, Tina	1981-86	Guerra, Jessica	1992-93	Oliveira, Ana	2003-07
Cannon, Alice	1983-85	Haglund, Melissa	1987-88	Park, Nichelle	2005-06
Carlucci, Michelle	1992-94	Hall, Rikki	2001-02	Parks, Richelle	2004-05
Charlier, Nanette	1983-86	Harsh, Kristen	1996-97	Pavell, Cindy	1981-82
<b>Chidomere, Crystal</b>	<b>2014-Present</b>	Hausenfluke, Melinda	1990-94	Pawlaczyk, Ryba	2007-09
Churman, Renda	1997-01	<b>Heard, Alana</b>	<b>2013-Present</b>	Pepper, Tracey	1993-95
Coleman, Tiffany	2002-03	Hegedus, Kristina	1995-96	Prior, Victoria	2004-05
Collins, Tijwana	2002-04	<b>Heineman, Carlie</b>	<b>2014-Present</b>	Prose, Amber	2000-02
Cooper, Cori	2008-13	Hendrix, Nikki	2001-04	Rampley, Julie	2000-03
Costanza, Lynn	1985-86	<b>Hergott, Mathilde</b>	<b>2012-P</b>	Ramsey, Derrilene	1988-89
Cottom, Valencia	2008-10	Hoffman, Rhonda	1983-87	Ransom, Nicole	1988-90
Coulter, Jody	1994-95	Holliday, Dewella	2002-04	Ray, Tanya	1994-95
Crafts, Krystal	1992-93	Hollins, Ruby	1983-84	Reed, Kim	2001-05
Craddock, Latonia	1999-00	Holt, Marsha	1981-83	Rhodes, Stesha	1998-99
Culpepper, Donna	1988-89	Howard, Joyce	1996-98	Rhyner, Wendy	1989-90
Dancy, Kisha	1994-96	Hurd, Shadana	2000-01	Riedel, Robin	1992-93
Daniel, Ginger	1993-94	Jackson, Tanisha	2002-03	Risien, J.J.	2003-05
Davis, Alysse	2008-11	Johnson, Breezy	1995-97	Roberson, Soonja	1995-98
Davis, Terrie	2004-08	Johnson, Danielle	1999-00	Roberts, Tameka	1997-98
DeMarte, Chelsea	2000-01	Johnson, Kameisha	2009-11	Robbins, Sherelia	1991-92
Dewey, Carla	1995-96	Jones, Donelle	1998-99	Rogers, Tammy	1987-91
Dorsey, Katrina	1999-02	Jones, Judy	2009-12	Romagosa, Amy	1994-95
Dube, Becky	1982-83	Jones, Stephanie	1992-94	Ross, Philicia	1990-94
Duncan, Kim	1983-85	Kendrick, Sarah	2000-01	Rossi, Zeena	1988-89
Dunmyer, Brooke	1994-95	King, Ankara	1992-94	Salinas, Annie	2001-02
Dunson, Nicole	2004-06	King, Deanna	1987-89	Sandefur, Katie	2002-06
Eitner, Stacey	1982-83	King, Denise	1990-91	Schaffer, Stephanie	1995-97
<b>Elonu, Akunna</b>	<b>2012-Present</b>	King, Kamra	2011-15	Schmitt, Cheryl	1981-82
Elsasser, Erin	1995-96	King, Keisha	1999-00	Schlosser, Rachel	2008-09
Emory, Mantha	1993-95	Knighton, Maggie	1997-98	Seale, Shelley	1981-83
Evenello, Suzette	1986-88	Kroen, Karen	1983-87	Siler, Marci	1999-00
		Laing, Courtney	2006-08	Singleton, Angel	1993-98



---

Smith, Erica	1988-90
Smith, Lisa	1995-97
Smith, Rosie	1997-99
Smith, Sonya	1985-87
Smith, Tamara	1994-96
<b>Smith, Tesha</b>	<b>2013-Present</b>
Spaletta, Ashley	2011-15
Spencer, Sabirah	1997-99
Stark, Jordan	2007-09
Stephens, Ashley	2013-14
Stimson, Sara	1990-91
Stone, Theresa	1983-84
Swoboda, Summer	1996-98
Swords, Stephanie	2003-05
Tate, Dwanisha	2013-15
Thomas, Kristen	1984-86
Thompson, Felicia	1981-85
Thorman, Lyndi	2010-13
Tilghman, Tammie	1988-89
Tucker, Katina	1993-94
Turner, Miki	2012-14
Van Auken, Celeste	1984-87
Vanderbilt, Jene	1998-02
Vaughn, Candice	1997-98
Vogts, Karen	1982-83
Walker, Chekesha	1999-00
Watkins, Latoyia	1996-97
Watson, D'Ann	1991-92
Waturuocha, Ijeoma	2010-12
Wells, Valerie	1982-84
Westfall, Toni	1996-97
Williams, LaQuitta	1992-93
Williams, Starlite	1983-87
<b>Williams, Taylor</b>	<b>2013-Present</b>
Williams, Tiffany	1990-94
Wilson, Keelah	1998-00
Wilson, Sharon	1985-89
Wright, Whitney	2009-13
Yarborough, Lynette	1985-86
York, Whitney	2007-13
Young, Simone	2011-13
Ziegler, Holly	2001-05



## MONICA GIBBS

On Nov. 21, 2010, Monica Gibbs became the first UTSA women's basketball player to have her jersey retired. The Stillwater, Okla., native helped guide the Roadrunners to a pair of 20-win seasons, including a school-record 24 wins in her senior campaign of 2008-09. She helped UTSA produce back-to-back Southland Conference Tournament Championships and NCAA Tournament appearances for the first time. In 2009, the Roadrunners became the first No. 15-seed in the history of the NCAA Women's Division I Tournament to push a No. 2-seed to overtime, eventually falling to Baylor 87-82.

She owns UTSA career records for assists (693), rebounds (990), games played (123) and games started (113) and the single-season record for assists (221/2008-09).

Gibbs is one of just six players in program history with 1,000 points and 500 rebounds and the only player to top 1,400 points and 900 rebounds.

In addition to her impact on the UTSA record books, Gibbs earned several Southland accolades. In 2006 she became the third player in program history to be named the league's Freshman of the Year after averaging 7.3 points, 7.1 rebounds and 4.9 assists per contest.

Gibbs was named second-team all-conference as a sophomore before finishing her career as a first teamer in 2008 and 2009. In addition, after leading UTSA to its first Southland Tournament crown in 2008, she was named the event's Most Valuable Player. Gibbs became the first player in league history to be named both the Player of the Year and Defensive Player of the Year in 2009 and helped lead the Roadrunners to their second straight tournament title.

