



***2012-13 UTSA Roadrunners
Women's Basketball Almanac***



1 • Miki Turner
5-7 • G • Jr.
Houston, Texas



2 • Mathilde Hergott
5-10 • G/F • Fr.
Jonage, France



3 • Jermini Malone
5-2 • G • Sr.
Saline, La.



4 • Jalisa Montgomery
5-9 • F • Sr.
Little Rock, Ark.



10 • Kamra King
5-6 • G • So.
Norman, Okla.



11 • Jenny Menz
5-11 • F • So.
Jena, Germany



12 • Niaga Mitchell-Cole
5-10 • G/F • Fr.
San Antonio, Texas



15 • Simone Young
5-8 • G • Sr.
West Memphis, Ark.



21 • Akunna Elonu
5-9 • F • Fr.
Houston, Texas



23 • Whitney York
5-5 • G • Sr.
Bryan, Texas



24 • Ashley Spaletta
5-9 • G • So.
Magnolia, Ark.



32 • Whitney Wright
6-3 • C • Sr.
Springer, Okla.



33 • Mannasha Bell
5-11 • F • R-Fr.
Fort Smith, Ark.



34 • Lyndi Thorman
6-3 • F • Sr.
Macomb, Ill.



55 • Cori Cooper
6-1 • F • Sr.
Copperas Cove, Texas



Rae Rippetoe Blair
Head Coach
13th Season



Lubomyr Lichonczak
Associate Head Coach
11th Season



Deidra Johnson
Assistant Coach
First Season



KC Cowgill
Assistant Coach
Fourth Season



Angelo Hill
Director of Operations
First Season

Table of Contents

Season Outlook _____	2-3
Preseason Honors _____	4
Roster _____	5
Schedule _____	6
Media Information _____	7
goUTSA.com _____	8

Meet The Roadrunners

Jermini Malone _____	10-11
Jalisa Montgomery _____	12-13
Kamra King _____	14-15
Jenny Menz _____	16-17
Simone Young _____	18-19
Whitney York _____	20-21
Ashley Spaletta _____	22-23
Whitney Wright _____	24-25
Mannasha Bell _____	26-27
Lyndi Thorman _____	28-29
Cori Cooper _____	30-31
Miki Turner/Mathilde Hergott _____	32
Niaga Mitchell-Cole/Akunna Elonu _____	32

UTSA Staff

Rae Rippetoe-Blair _____	34-36
Lubomyr Lichonczak _____	37
Deidra Johnson _____	38
KC Cowgill _____	39
Angelo Hill _____	40
Support Staff _____	40
Dr. Ricardo Romo _____	41
Lynn Hickey _____	42

Opponents

Opponents _____	44-47
Western Athletic Conference _____	48

2011-12 Season Review

2011-12 Results _____	50
Final Stats _____	51
Team/Individual Highs _____	52
Box Scores _____	52-57
Southland Conference Review _____	58

History & Records

Team Records _____	60
Individual Records _____	61
Career Top 10 Lists _____	62
Single-Season Top 10 Lists _____	63
1,000-Point Club _____	64
Top Scorers _____	65
500-Rebound Club _____	66
Top Rebounders _____	67
Honor Roll _____	68
Opponent Records _____	69
Annual Leaders _____	70
Year-by-Year Results _____	71-77
All-Time Series Results _____	78-84
Monica Gibbs _____	85
All-Time Letterwinners _____	86

General Information

Location _____	San Antonio, Texas
Enrollment _____	30,968
Founded _____	1969
Nickname _____	Roadrunners
Colors _	Navy blue (289), orange (1665) and white
Home Court _____	Convocation Center
Capacity _____	2,650 (temporary)
Conference _____	Western Athletic
Affiliation _____	NCAA Division I
Athletic Director _____	Lynn Hickey
Alma Mater _____	Ouachita Baptist/1973
President _____	Dr. Ricardo Romo
Alma Mater _____	Texas/1967
Athletic Department Phone _____	210-458-4161
Ticket Office Phone _____	210-458-UTSA
Internet Address _____	goUTSA.com

Team Information

Head Coach _____	Rae Rippetoe-Blair
Alma Mater _____	Oklahoma State/1985
Career Record _____	307-203/18th season
School Record _____	200-159/13th season
Associate Head Coach ____	Lubomyr Lichonczak
Alma Mater _____	Idaho/1978
Assistant Coach _____	Deidra Johnson
Alma Mater _____	Oklahoma State/2004
Assistant Coach _____	KC Cowgill
Alma Mater _____	Missouri State/2005
Director of Basketball Operations ____	Angelo Hill
Basketball Office Phone _____	210-458-4171
Basketball Office Fax _____	210-458-4180
First Year of Basketball _____	1981-82
Overall All-Time Record _____	439-433
Last NCAA Appearance _	2009 (L, 82-87 (OT), Baylor)

CREDITS

The 2012-13 Women's Basketball Almanac was designed, written and edited by Assistant Athletics Communications Director Jordan Korphage. Assistance provided by Athletics Communications Associate Director Brian Hernandez, Assistant Director Tony Baldwin and student assistant Zach Lee.

Photography

Jeff Huehn and Mark McClendon

Season Outlook

The 2012-13 UTSA women's basketball team will look to rebound from an injury-filled 8-21 season a year ago with an experienced squad that includes seven seniors.

The Roadrunners will welcome back a pair of key players that will bolster the roster in senior Whitney York, who has missed each of the last two seasons due to injuries, and redshirt freshman Mannasha Bell, who started the first nine games of the 2011-12 campaign before an injury cut her season short.

Head coach Rae Rippetoe-Blair enters her 13th season at the helm and will lead UTSA in its first and only season as a member of the Western Athletic Conference before moving to Conference USA the following year. The winningest coach in program history, Rippetoe-Blair reached a pair of milestones last season with her 300th win as a head coach and her 200th at UTSA. She will be joined on the bench this season by associate head coach Lubomyr Lichonczak and new assistant coaches Deidra Johnson and KC Cowgill.


Along with York, the list of seniors includes Cori Cooper, Jermini Malone, Jalisa Montgomery, Lyndi Thorman, Whitney Wright and Simone Young and the group owns a total of 17 seasons of Division I experience. Meanwhile, sophomores Kamra King, Jenny Menz, and Ashley Spaletta return along with Bell and the squad will welcome junior college transfer Miki Turner and freshmen Akunna Elonu, Mathilde Hergott and Niaga Mitchell-Cole.

In the backcourt, York will look to return to the point guard position after a two-year absence. The Bryan, Texas, native's 798 career points in 70 games (11.4 ppg) are the most on the team. After leading Blinn College to 40 wins over the last two seasons, Turner will look to earn time at the point, as well.

She averaged 11.5 points, 4.2 rebounds, 3.9 assists and 1.3 steals per game and was an All-Region XIV honoree last season.

King returns to the fold and will move to shooting guard this season after splitting time between both guard positions a year ago. The leading scorer on last season's squad, King led all freshmen in the Southland Conference at 10.4 points per contest and her 302 points for the season were the most by a UTSA freshman since the 2007-08 campaign (York/316 points). She was one of the Roadrunners' top outside threats with 33 makes from behind the arc, while her .766 free throw percentage led the squad and ranked ninth in the league.

Others that will see time in the backcourt include Hergott, Malone, Spaletta and Young. Last season, Spaletta led the squad with 40 3-pointers, while Young averaged 6.3 points, most of which came at the point.



Sophomore Kamra King led UTSA and was the Southland Conference's top scoring freshman at 10.4 ppg last season.

Season Outlook



Senior Whitney York enters the season with 798 career points in 70 games (11.4 ppg), which are the most on the squad.

Rippetoe-Blair will have an experienced and deep frontcourt at her disposal this season and the crew is led by Wright, a 6-3 center from Springer, Okla. The senior is coming off her best campaign in a UTSA uniform after averaging 6.0 points, 5.7 rebounds and 1.7 blocks per game. Wright shot 41.6-percent from the floor, including five 3-pointers, and notched a pair of double-doubles.

Cooper also will see plenty of action on the court after starting the final 15 games of last season. The Copperas Cove native led all post players by shooting 48.5-percent from the floor and 74.4-percent from the free-throw line.

The group will gain a boost from the return of Bell, who averaged 8.2 points and 7.8 boards in nine contests last fall. She finished with double-doubles against UNLV (Nov. 22) and Houston (Dec. 4) before going down with a season-ending injury against Wichita State (Dec. 9).

Menz, Montgomery and Thorman will look to contribute in the post as well as freshmen Elonu and Mitchell-Cole.

Elonu comes to UTSA after a stellar career at Alief Elsik High School in Houston. A two-time all-state selection and district MVP, Elonu averaged 20 points, 12.4 rebounds, 3.8 assists, 3.7 steals and 1.3 blocks per game as a senior. Meanwhile, Mitchell-Cole was an all-region and three-time all-district honoree out of San Antonio's Roosevelt High School.

UTSA opens the regular season on Nov. 9 with a home contest against Texas-Pan American. Meanwhile, the WAC slate opens with a pair of road contests against Utah State (Dec. 29) and San Jose State (Dec. 31). The Roadrunners will look to earn their third automatic bid to the NCAA Tournament when all 10 league schools meet in Las Vegas for the conference tournament March 12-16.



Senior Whitney Wright set career highs in points (6.0 ppg), rebounds (5.7 rpg) and blocks (1.7 bpg) last season.

2012-13 Western Athletic Conference Women's Basketball Preseason Polls

Head Coaches

Team (first-place votes) _____	Points
Utah State (7) _____	78
Louisiana Tech (3) _____	75
Denver _____	55
Seattle _____	48
Idaho _____	47
Texas State _____	41
San Jose State _____	36
New Mexico State _____	27
UTSA _____	26
UT Arlington _____	17

Media

Team (first-place votes) _____	Points
Utah State (9) _____	165
Louisiana Tech (4) _____	145
Denver (1) _____	135
Seattle (2) _____	111
Texas State (1) _____	105
Idaho _____	91
San Jose State _____	70
UTSA _____	59
New Mexico State (1) _____	56
UT Arlington _____	53



2012-13 Western Athletic Conference Women's Basketball Preseason Teams

Head Coaches

First Team

Alyssa Charlston, Idaho
Devyn Christensen, Utah State
Whitney Frazier, Louisiana Tech
Diamond Ford, Texas State
Kacie Sowell, Seattle

Second Team

Krissy Carr, Idaho
Ta'Rea Cunnigan, San Jose State
Quincey Noonan, Denver
Emiko Smith, Denver
Ashley Ward, Seattle

Preseason Player of the Year

Devyn Christensen, Utah State

Media

First Team

Alyssa Charlston, Idaho
Devyn Christensen, Utah State
Whitney Frazier, Louisiana Tech
Diamond Ford, Texas State
Kacie Sowell, Seattle

Second Team

Krissy Carr, Idaho
Ta'Rea Cunnigan, San Jose State
Stephanie Gilbreath, New Mexico State
Kelia Shelton, Louisiana Tech
Emiko Smith, Denver

Preseason Player of the Year

Devyn Christensen, Utah State

Numerical Roster

No.	Name	Pos.	Ht.	Yr.-Exp.	Hometown/Last School
1	Miki Turner	G	5-7	Jr.-TR	Houston, Texas/Blinn College
2	Mathilde Hergott	G/F	5-10	Fr.-RS	Jonage, France/Lyce Jean Mermoz
3	Jermine Malone	G	5-2	Sr.-2L	Saline, La./Saline HS
4	Jalisa Montgomery	F	5-9	Sr.-1L	Little Rock, Ark./Arkansas Baptist
10	Kamra King	G	5-6	So.-1L	Norman, Okla./Norman HS
11	Jenny Menz	F	5-11	Fr.-HS	Jena, Germany/Freidrich Gutsmuhs
12	Niaga Mitchell-Cole	G/F	5-10	Fr.-HS	San Antonio, Texas/Roosevelt HS
15	Simone Young	G	5-8	Sr.-1L	West Memphis, Ark./Arkansas Baptist
21	Akunna Elonu	F	5-9	Fr.-HS	Houston, Texas/Alief Elsie HS
23	Whitney York	G	5-5	Sr.-2L	Bryan, Texas/Bryan HS
24	Ashley Spaletta	G	5-9	So.-1L	Magnolia, Ark./Magnolia HS
32	Whitney Wright	C	6-3	Sr.-3L	Springer, Okla./Healdton HS
33	Mannasha Bell	F	5-11	Fr.-RS	Fort Smith, Ark./Northside HS
34	Lyndi Thorman	F	6-3	Sr.-2L	Macomb, Ill./Western Illinois
55	Cori Cooper	F	6-1	Sr.-3L	Copperas Cove, Texas /Copperas Cove HS

Head Coach: Rae Rippetoe-Blair/13th season

Associate Head Coach: Lubomyr Lichonczak/11th season overall, ninth as associate head coach

Assistant Coach: Deidra Johnson/first season

Assistant Coach: KC Cowgill/fourth season overall, first as assistant coach

Director of Basketball Operations: Angelo Hill/first season

Alphabetical Roster

Name	No.
Mannasha Bell	33
Niaga Mitchell-Cole	12
Cori Cooper	55
Akunna Elonu	21
Mathilde Hergott	2
Kamra King	10
Jermine Malone	3
Jenny Menz	11
Jalisa Montgomery	4
Ashley Spaletta	24
Lyndi Thorman	34
Miki Turner	1
Whitney Wright	32
Whitney York	23
Simone Young	15

Pronunciation Guide

Miki	Mickey
Mathilde Hergott	MAH-teeld AIR-got
Jermine	Germany
Jalisa	ja-LEE-sa
Niaga	NYE-ah-juh
Akunna Elonu	AH-coon-uh EE-lawn-oo
Mannasha	mah-NAH-sha
Lubomyr Lichonczak	LU-ba-meer li-KON-zick

We are UTSA

When referencing University of Texas at San Antonio athletics, please use the acronym **UTSA** and the nickname **Roadrunners**. Please refrain from using UT-San Antonio, Texas-San Antonio, UT-SA or any other variations.

Schedule

DAY	DATE	OPPONENT	LOCATION	TIME
Sat.	Nov. 3	McMurry !	San Antonio	4 p.m.
Fri.	Nov. 9	Texas-Pan American	San Antonio	7 p.m.
Mon.	Nov. 12	Concordia Texas	San Antonio	7 p.m.
Fri.	Nov. 16	Texas A&M-Corpus Christi	San Antonio	7 p.m.
Sun.	Nov. 18	at Wichita State	Wichita, Kan.	1:05 p.m.
Fri.	Nov. 23	Austin Peay \$	San Antonio	7 p.m.
Sat.	Nov. 24	Austin Peay vs. William & Mary \$	San Antonio	7 p.m.
Sun.	Nov. 25	vs. William & Mary \$	San Antonio	4 p.m.
Tue.	Nov. 27	at Houston	Houston, Texas	7 p.m.
Sun.	Dec. 2	San Francisco	San Antonio	2 p.m.
Wed.	Dec. 5	at TCU	Ft. Worth, Texas	7 p.m.
Sat.	Dec. 8	UNLV	San Antonio	1 p.m.
Thu.	Dec. 20	at Rice	Houston, Texas	7 p.m.
Sat.	Dec. 29	at Utah State *	Logan, Utah	8 p.m.
Mon.	Dec. 31	at San Jose State *	San Jose, Calif.	6 p.m.
Thu.	Jan. 3	New Mexico State *	San Antonio	7 p.m.
Sat.	Jan. 5	Denver *	San Antonio	6 p.m.
Thu.	Jan. 10	at UT Arlington *	Arlington, Texas	7 p.m.
Sat.	Jan. 12	at Louisiana Tech *	Ruston, La.	7 p.m.
Sat.	Jan. 19	at Texas State *	San Marcos, Texas	2 p.m.
Thu.	Jan. 24	Seattle *	San Antonio	7 p.m.
Sat.	Jan. 26	Idaho *	San Antonio	6 p.m.
Thu.	Jan. 31	at Denver *	Denver, Colo.	8 p.m.
Sat.	Feb. 2	at New Mexico State *	Las Cruces, N.M.	7:30 p.m.
Thu.	Feb. 7	Louisiana Tech *	San Antonio	7 p.m.
Sat.	Feb. 9	UT Arlington *	San Antonio	6 p.m.
Sat.	Feb. 16	Texas State *	San Antonio	4 p.m.
Thu.	Feb. 28	at Idaho *	Moscow, Idaho	8 p.m.
Sat.	March 2	at Seattle *	Seattle, Wash.	9 p.m.
Thu.	March 7	San Jose State *	San Antonio	7 p.m.
Sat.	March 9	Utah State *	San Antonio	6 p.m.
Tue.-Sat.	March 12-16	WAC Tournament	Las Vegas, Nev.	TBD
	March 23-April 9	NCAA Tournament	TBD	TBD

All times Central and subject to change • Home games in **bold** played at UTSA Convocation Center
 ! exhibition game • \$ UTSA Thanksgiving Classic • * Western Athletic Conference game

Media Information

MEDIA COVERAGE

The UTSA Athletics Communications Office assists members of the media with their coverage of all UTSA sports by providing feature ideas, notes, statistics and travel plans. In addition to the 2012-13 UTSA Women's Basketball Almanac, media members may check the athletic department's web site — *goUTSA.com* — for the latest information pertaining to all 17 sports.

INTERVIEW POLICY

All interviews with basketball student-athletes and coaches must be arranged at least 24 hours in advance by contacting the UTSA Athletics Communications Office. Telephone interviews are available to the media on a "call-back" basis only and at a time that is convenient for the student-athlete. Postgame interviews with coaches and players will be conducted courtside following a 10-minute "cooling off" period. The UTSA locker room is closed to the media.

MEDIA SERVICES

Media members are encouraged to contact the UTSA Athletics Communications Office at least 24 hours in advance for credentials. Credentials can be picked up with proper identification at the will call table located in the South Lobby of the Convocation Center. The press row phone is (210) 458-4566. A fax machine (210/458-4569) located in UTSA Athletics Communications Office adjacent to the Convocation Center.

PRACTICES

UTSA welcomes all media to attend basketball practices during the season with advance notice. The UTSA Athletics Communications Office requests media members to contact the sport's SID for practice times, photo opportunities and interview requests. In most cases, student-athletes and coaches will be made available after practice.

LIVE STATISTICS

Live statistics for all UTSA home basketball games can be found online at *goUTSA.com*.

UTSA ATHLETICS COMMUNICATIONS



Kyle Stephens
Assistant AD
(210) 458-4551
kyle.stephens@utsa.edu



Brian Hernandez
Associate Director
(210) 458-4907
brian.hernandez1@utsa.edu



Tony Baldwin
Assistant Director
(210) 458-6460
anthony.baldwin@utsa.edu



Jordan Korphage
Assistant Director
(WBB Contact)
(210) 458-4930
jordan.korphage@utsa.edu

Mailing Address:

One UTSA Circle
San Antonio, TX 78249-0691
Office Fax: (210) 458-4569
Press Row: (210) 458-4566
Official Web Site: *goUTSA.com*

LOCAL MEDIA DIRECTORY

NEWSPAPERS

San Antonio Express-News

Box 2171
San Antonio, TX 78297
p: (210) 250-3373
f: (210) 250-3351
e: *sports@express-news.net*
beat writer: Jerry Briggs

The Paisano

14545 Roadrunner Way
San Antonio, TX 78249
p: (210) 690-9301
f: (210) 690-3423
e: *sports@paisano-online.com*
beat writer: Richard Castillo

RADIO STATIONS

KLUP-AM 930

9601 McAllister Freeway, Ste 1200
San Antonio, TX 78216
p: (210) 344-8481
f: (210) 340-1213

KZDC-AM 1250/KTSA-AM 550

4050 Eisenhower Road
San Antonio, TX 78218
p: (210) 654-5100
f: (210) 885-5054

WOAI-AM 1200/KTKR-AM 760

6222 NW IH 10
San Antonio, TX 78201
p: (210) 736-9700
f: (210) 735-8811

TELEVISION STATIONS

KABB-TV (FOX)

4335 NW Loop 410
San Antonio, TX 78229
p: (210) 442-6304
f: (210) 442-6333
sports director: Chuck Miketinac

KENS-TV (CBS)

5400 Fredericksburg Road
San Antonio, TX 78229
p: (210) 366-5001
f: (210) 377-8757
sports director: Joe Reinagel
beat writer: David Flores

KSAT-TV (ABC)

1408 N. St. Mary's St.
San Antonio, TX 78215
p: (210) 351-1270
f: (210) 351-1310
sports director: Greg Simmons

KWEX-TV (Univision)

P.O. Box 9225
San Antonio, TX 78204
p: (210) 227-4141
f: (210) 226-0131
sports director: Rafael Carderera

WOAI-TV (NBC)

1031 Navarro St.
San Antonio, TX 78205-1321
p: (210) 223-4742
f: (210) 476-1088
sports director: Don Harris

goUTSA.com

In September 2010, UTSA Athletics launched a new website created through a partnership with NeuLion. The leading technology partner for maximizing the value of content, commerce and services for sports organizations and fans, NeuLion serves more than 400 clients representing more than 750 teams in the NCAA, NFL, AFL, CFL, NBA, WNBA, NHL, MLB, MLS and NAIA.

For the latest information on all of UTSA's 17 sports, log on to *goUTSA.com*. There, you can find game recaps, box scores, updated statistics, weekly notes, player and coach biographies, schedules, rosters, photos and archives. For just \$7.95 a month, \$24.95 for four months or \$54.95 a year, Rowdy Zone premium subscribers have access to live audio

for selected volleyball, basketball, baseball and softball games, live video streaming for most home volleyball and basketball games, interviews with coaches and student-athletes, video-highlights and much more.

Fans can also take *goUTSA.com* with them on the go by downloading our free app, available for iPhone and Android phones.

For more updates on UTSA women's basketball, follow us on twitter at @UTSAWBB or like our facebook page at facebook.com/utsawbb.

Fans can find a complete list of UTSA's social media pages on *goutsa.com*.

The screenshot shows the goUTSA.com website for Women's Basketball. At the top is the UTSA Roadrunners logo and a navigation menu with links for TEAMS, SCHEDULES, ATHLETICS, MULTIMEDIA, SAN ANTONIO, TICKETS, DONORS, and MARKETING. Below the menu is a breadcrumb trail: Women's Basketball | News | Schedule/Results | Statistics | Roster | Coaches | Archives | Media Guide | Camps | Recruiting. The main content area features a large photo of players high-fiving. Below the photo is the headline "Roadrunners begin practice on Tuesday" with a sub-headline "UTSA officially tip off first and only season in..." and a "MORE" link. To the right is a "ROWDY ZONE" section with a "JOIN NOW" button and "FEATURES", "GAME REPLAYS", and "LOG IN" tabs. Below this is a video player showing an interview with a player and a coach. At the bottom right is a "UNITE" advertisement for a Twitter follow and a featured video titled "EVERY CFB FAN IN 53 SECONDS". A "WEEKNIGHTS AT MIDNIGHT/ET" advertisement with the ESPN logo is also visible. At the bottom of the page is a "WHY UTSA?" section with the text "13 NCAA Championship Tournament appearances since 2003-04".

MEET THE ROADRUNNERS

JERMINI MALONE	10-11
JALISA MONTGOMERY	12-13
KAMRA KING	14-15
JENNY MENZ	16-17
SIMONE YOUNG	18-19
WHITNEY YORK	20-21
ASHLEY SPALETTA	22-23
WHITNEY WRIGHT	24-25
MANNASHA BELL	26-27
LYNDI THORMAN	28-29
CORI COOPER	30-31
MIKI TURNER	32
MATHILDE HERGOTT	32
NIAGA MITCHELL-COLE	32
AKUNNA ELONU	32





3

JERMINI MAOLNE

G • 5-2 • Sr.-2L
 Saline, La.
 Saline HS

CAREER HIGHS

- POINTS**
 _____ 16, vs. Texas State (01/27/10)
- FIELD GOALS MADE**
 _____ 6, vs. Texas State (01/27/10)
- FIELD GOALS ATTEMPTED**
 _____ 13, vs. Houston 12/07/09)
- 3-POINT FG MADE**
 _____ 3, 2x (last vs. Texas State, 01/27/10)
- 3-POINT FG ATTEMPTED**
 _____ 7, 2x (last at LSU, 12/16/10)
- FREE THROWS MADE**
 _____ 6, at Texas State (01/22/11)
- FREE THROWS ATTEMPTED**
 _____ 8, vs. Schreiner (11/15/09)
- REBOUNDS**
 _____ 9, at Houston (12/07/10)
- ASSISTS**
 _____ 9, vs. OLLU (11/12/10)
- STEALS**
 _____ 5, vs. Houston (12/07/09)
- BLOCKS**
 _____ 2, vs. Huston-Tillotson (11/14/10)
- MINUTES**
 _____ 40, 4x (last vs. Kansas Sate, 12/20/10)

MISCELLANEOUS

- Double-figure scoring 5
- Led the team in scoring 1
- Led the team in rebounding..... 1
- 5+ assists..... 6

As a Junior (2011-12)

Sat out the season.

As a Sophomore (2010-11)

Played in 31 contests with eight starts and averaged 4.8 points, 2.9 assists and 2.6 rebounds per game ... ranked 14th in the Southland Conference in assists ... shot 36.8-percent in league action ... scored a season-high 11 points in a win against Tulsa (Nov. 26) ... scored nine points and collected three steals in the comeback win at Texas State (Jan. 22) ... dished out a career-high nine assists in the season opener versus Our Lady of the Lake (Nov. 12).

As a Freshman (2009-10)

Played in 24 games with two starts ... averaged 3.8 points and 1.0 rebounds ... scored nine points at No. 12 Texas in her first collegiate action ... in her first career start, played 40 minutes and scored a career-high 16 points in a win against Texas State (Jan. 27) ... posted career highs with seven assists at Charleston Southern (Nov. 20) and five steals against Houston (Dec. 7) ... her 15 3-pointers made ranked fourth on the team.

Prior to UTSA

Led Saline High School to its first state championship and an overall record of 43-1 last season ...

member of the varsity team since the eighth grade and was a five-time first-team all-district honoree ... was selected district MVP three times, including back-to-back years in 2007-08 and 2008-09 ... averaged 15.0 points and 7.0 assists per game last season and capped off her high school career as the Class C MVP and a first-team all-state selection ... was named first-team all-area in 2008 and 2009 by shreveporttimes.com ... also selected to the Louisiana Sports Writers Association's first team as a senior.

Personal

Born on Dec. 20, 1990 ... is the daughter of Margo Malone ... has one brother, Jamaal, and two sisters, Victoria and Sincerely ... majoring in kinesiology and plans on being a coach after graduation.

2010-11 GAME-BY-GAME

Opponent	Date	gs	min	Total		3-Pointers		Free throws		Rebounds				pf	a	t/o	blk	stl	pts	avg	
				fg-fga	pct	3fg-fga	pct	ft-fta	pct	off	def	tot	avg								
OUR LADY OF THE LAKE	11/12/10	*	40	1-6	.167	0-2	.000	0-0	.000	1	3	4	4.0	1	9	3	0	0	2	2.0	
HUSTON-TILLOTSON	11/14/10	*	32	0-6	.000	0-2	.000	3-4	.750	0	3	3	3.5	1	6	1	2	0	3	2.5	
TCU	11/19/10		12	0-4	.000	0-2	.000	0-0	.000	0	0	0	2.3	0	2	0	0	0	0	1.7	
SMU	11/21/10		15	1-2	.500	0-1	.000	2-4	.500	0	1	1	2.0	0	1	0	0	1	4	2.3	
TULSA	11/26/10		33	4-6	.667	1-1	1.000	2-3	.667	0	4	4	2.4	1	8	3	0	0	11	4.0	
DAVIDSON	11/27/10		27	0-2	.000	0-1	.000	4-4	1.000	0	2	2	2.3	2	3	1	0	3	4	4.0	
at Texas Tech	12/01/10		22	3-8	.375	1-3	.333	0-0	.000	1	1	2	2.3	1	4	1	0	2	7	4.4	
at Houston	12/07/10		27	3-8	.375	1-2	.500	2-2	1.000	1	8	9	3.1	2	6	2	0	0	9	5.0	
at LSU	12/16/10	*	40	2-11	.182	1-7	.143	1-3	.333	0	3	3	3.1	0	3	4	0	3	6	5.1	
KANSAS ST.	12/20/10	*	40	4-10	.400	0-1	.000	2-5	.400	0	5	5	3.3	2	4	3	0	0	10	5.6	
ST. BONAVENTURE	12/21/10	*	38	1-5	.200	1-4	.250	0-0	.000	0	2	2	3.2	1	2	2	0	0	3	5.4	
at San Diego State	12/28/10	*	10	0-2	.000	0-1	.000	0-0	.000	0	0	0	2.9	0	0	1	0	1	0	4.9	
vs Drexel	12/30/10	*	23	0-3	.000	0-2	.000	2-2	1.000	0	2	2	2.8	1	1	2	0	0	2	4.7	
at Sam Houston State	01/08/11		12	0-4	.000	0-1	.000	0-0	.000	1	2	3	2.9	1	0	0	0	0	0	4.4	
A&M-CORPUS CHRISTI	01/12/11		27	0-3	.000	0-1	.000	3-6	.500	0	7	7	3.1	0	7	0	0	2	3	4.3	
at Stephen F. Austin	01/15/11		13	0-1	.000	0-1	.000	0-0	.000	0	1	1	3.0	2	3	1	0	0	0	4.0	
NORTHWESTERN STATE	01/19/11		21	3-4	.750	1-2	.500	3-3	1.000	1	1	2	2.9	0	2	1	0	1	10	4.4	
at Texas State	01/22/11		16	1-2	.500	1-2	.500	6-6	1.000	0	1	1	2.8	3	2	3	0	3	9	4.6	
SAM HOUSTON STATE	01/29/11		13	2-4	.500	0-1	.000	2-2	1.000	0	1	1	2.7	0	4	2	0	0	6	4.7	
at UT Arlington	02/02/11		16	1-3	.333	0-0	.000	2-3	.667	0	0	0	2.6	1	0	0	0	0	4	4.7	
at Lamar	02/05/11		26	3-4	.750	1-1	1.000	0-0	.000	0	2	2	2.6	1	5	0	0	2	7	4.8	
SOUTHEASTERN LA.	02/09/11		23	1-4	.250	1-2	.500	2-5	.400	1	2	3	2.6	1	4	0	0	0	5	4.8	
STEPHEN F. AUSTIN	02/12/11	*	37	2-6	.333	0-2	.000	0-2	.000	0	4	4	2.7	3	4	6	0	1	4	4.7	
at McNeese State	02/16/11		23	2-5	.400	0-3	.000	3-3	1.000	0	3	3	2.7	1	1	1	0	0	7	4.8	
NICHOLLS	02/19/11		21	2-3	.667	2-2	1.000	0-0	.000	0	3	3	2.7	2	1	3	0	2	6	4.9	
at A&M-Corpus Christi	02/23/11		27	1-4	.250	0-2	.000	3-4	.750	0	3	3	2.7	0	4	3	0	0	5	4.9	
TEXAS STATE	02/26/11		31	1-5	.200	0-2	.000	4-4	1.000	1	4	5	2.8	1	4	2	0	1	6	4.9	
at Central Arkansas	03/02/11		9	2-3	.667	0-1	.000	0-0	.000	0	0	0	2.7	1	0	0	0	0	4	4.9	
UT ARLINGTON	03/05/11		6	0-2	.000	0-1	.000	0-0	.000	0	0	0	2.6	2	0	0	0	0	0	4.7	
vs Sam Houston State	03/08/11		18	0-3	.000	0-1	.000	5-6	.833	0	1	1	2.5	3	0	1	0	0	5	4.7	
vs McNeese State	03/10/11		33	2-8	.250	0-3	.000	2-2	1.000	0	4	4	2.6	2	1	0	0	0	6	4.8	
Totals			8	731	42-141	.298	11-57	.193	53-73	.726	7	73	80	2.6	36	91	46	2	22	148	4.8

Games played: 31
 Minutes/game: 23.6
 Points/game: 4.8
 FG Pct: 29.8
 3FG Pct: 19.3
 FT Pct: 72.6

Rebounds/game: 2.6
 Assists/game: 2.9
 Turnovers/game: 1.5
 Assist/turnover ratio: 2.0
 Steals/game: 0.7
 Blocks/game: 0.1

CAREER STATISTICS

Season	gp-gs	min/avg	Total		3-Point		F-Throws		Rebounds				Scoring							
			fg-fga	pct	fg-fga	pct	ft-fta	pct	off	def	tot	avg	pf	fo	ast	to	blk	stl	pts	avg
2009-10	24-2	367/15.3	32-103	.311	15-56	.268	13-24	.542	4	20	24	1.0	13	0	23	19	0	11	92	3.8
2010-11	31-8	731/23.6	42-141	.298	11-57	.193	53-73	.726	7	73	80	2.6	36	0	91	46	2	22	148	4.8
TOTAL	55-10	1098/20.0	74-244	.303	26-113	.230	66-97	.680	11	93	104	1.9	49	0	114	65	2	33	240	4.4



4

JALISA MONTGOMERY

F • 5-9 • Sr.-1L
 Little Rock, Ark.
 Little Rock Central HS/Arkansas Baptist

Personal

Born on Jan. 5, 1990, in Little Rock, Ark. ... daughter of Lisa Montgomery ... has a brother, Joseph Johnson, and a sister, Jasmine Johnson ... majoring in American studies.

CAREER HIGHS

POINTS
 9, 2x (last vs. UT Arlington, 02/01/12)

FIELD GOALS MADE
 4, at UT Arlington (02/01/12)

FIELD GOALS ATTEMPTED
 8, at USC (11/30/11)

3-POINT FG MADE
 none

3-POINT FG ATTEMPTED
 none

FREE THROWS MADE
 7, at Sam Houston State (01/28/12)

FREE THROWS ATTEMPTED
 9, at Sam Houston State (01/28/12)

REBOUNDS
 6, 4x (last vs. McNeese State, 02/15/12)

ASSISTS
 2, 2x (last vs. McNeese State, 02/15/12)

STEALS
 2, vs. Missouri (11/11/11)

BLOCKS
 3, vs. McNeese State (02/15/12)

MINUTES
 20, at USC (11/30/11)

MISCELLANEOUS

Led the team in rebounding..... 1

As a Junior (2011-12)

Played in 27 games, including three starts, and averaged 3.1 points and 2.5 rebounds per contest ... shot 44.3-percent from the field ... scored a season-high nine points against Sam Houston State (Jan. 28) and UT Arlington (Feb. 1) ... a season-best seven of her nine points against the Bearkats came at the free throw line ... had three blocks against McNeese State (Feb. 15) ... grabbed six rebounds on four occasions and led the team in rebounding once ... played a season-high 20 minutes at USC (Nov. 30).

Prior to UTSA

Played two seasons at Arkansas Baptist under head coach Dion Cross and with former Roadrunner Ashley Gardner for one season and Simone Young for two years ... helped the Lady Buffaloes to a 40-18 record as a two-year starter ... as a sophomore, averaged 8.7 points, a team-high 6.2 rebounds and 1.5 blocks per game and shot 47.6-percent from the field... averaged 4.4 points 4.0 rebounds as a freshman to help the Lady Buffaloes finish the year 22-7 ... was a three-year starter at Little Rock Central High School ... named All-Class 7A and led the Tigers to the state tournament semifinals, where she was named to the all-tournament team.

2011-12 GAME-BY-GAME

Opponent	Date	gs	min	Total		3-Pointers		Free throws		Rebounds				pf	a	t/o	blk	stl	pts	avg
				fg-fga	pct	3fg-fga	pct	ft-fa	pct	off	def	tot	avg							
MISSOURI	11/11/11		11	1-5	.200	0-0	.000	0-0	.000	1	0	1	1.0	4	1	2	0	2	2	2.0
at TCU	11/14/11		6	0-2	.000	0-0	.000	0-0	.000	2	0	2	1.5	0	0	1	0	0	0	1.0
FIU	11/18/11		5	0-1	.000	0-0	.000	0-0	.000	0	2	2	1.7	2	0	1	0	0	0	0.7
at UNLV	11/22/11		12	3-3	1.000	0-0	.000	0-0	.000	0	1	1	1.5	4	2	0	0	0	6	2.0
SOUTH ALABAMA	11/25/11		7	0-1	.000	0-0	.000	0-2	.000	0	1	1	1.4	1	0	1	0	0	0	1.6
DETROIT	11/26/11		8	0-3	.000	0-0	.000	0-0	.000	0	1	1	1.3	0	0	2	0	0	0	1.3
at USC	11/30/11		20	3-8	.375	0-0	.000	1-5	.200	2	1	3	1.6	2	0	1	0	1	7	2.1
HOUSTON	12/04/11		5	0-0	.000	0-0	.000	0-0	.000	0	0	0	1.4	1	0	0	0	0	0	1.9
CREIGHTON	12/20/11		14	2-4	.500	0-0	.000	0-0	.000	1	2	3	1.6	1	0	1	0	0	4	2.1
TEXAS-PAN AMERICAN	12/21/11	*	10	2-2	1.000	0-0	.000	0-2	.000	1	0	1	1.5	4	0	0	0	1	4	2.3
at SMU	12/28/11	*	18	2-7	.286	0-0	.000	1-2	.500	3	3	6	1.9	1	0	2	0	0	5	2.5
RICE	12/30/11	*	9	2-2	1.000	0-0	.000	0-0	.000	1	0	1	1.8	4	0	4	0	0	4	2.7
SAM HOUSTON STATE	01/07/12		1	0-0	.000	0-0	.000	0-0	.000	0	0	0	1.7	0	0	0	0	0	0	2.5
STEPHEN F. AUSTIN	01/14/12		9	2-3	.667	0-0	.000	0-0	.000	1	3	4	1.9	0	0	2	0	0	4	2.6
at Northwestern State	01/18/12		16	3-5	.600	0-0	.000	0-2	.000	1	3	4	2.0	2	0	2	1	1	6	2.8
TEXAS STATE	01/21/12		6	0-2	.000	0-0	.000	0-0	.000	0	0	0	1.9	3	0	2	0	1	0	2.6
at Sam Houston State	01/28/12		15	1-4	.250	0-0	.000	7-9	.778	2	4	6	2.1	4	0	1	2	1	9	3.0
at UT Arlington	02/01/12		17	4-5	.800	0-0	.000	1-1	1.000	1	4	5	2.3	1	0	3	0	1	9	3.3
LAMAR	02/04/12		14	3-5	.600	0-0	.000	0-2	.000	2	4	6	2.5	3	0	3	1	0	6	3.5
at Southeastern La.	02/08/12		5	1-2	.500	0-0	.000	0-0	.000	2	0	2	2.5	2	0	0	0	0	2	3.4
at Stephen F. Austin	02/11/12		3	0-0	.000	0-0	.000	0-0	.000	0	2	2	2.4	1	1	1	0	0	0	3.2
MCNEESE STATE	02/15/12		14	1-3	.333	0-0	.000	0-0	.000	1	5	6	2.6	0	2	0	3	0	2	3.2
at Nicholls	02/18/12		10	2-3	.667	0-0	.000	3-4	.750	0	3	3	2.6	1	0	2	1	1	7	3.3
TEXAS A&M-CORPUS CH	02/22/12		5	1-1	1.000	0-0	.000	0-0	.000	1	1	2	2.6	0	0	1	0	0	2	3.3
at Texas State	02/25/12		8	0-1	.000	0-0	.000	0-0	.000	0	0	0	2.5	4	0	2	0	0	0	3.2
CENTRAL ARKANSAS	02/29/12		9	2-6	.333	0-0	.000	0-0	.000	3	1	4	2.5	0	0	0	0	0	4	3.2
UT ARLINGTON	03/03/12		5	0-1	.000	0-0	.000	0-0	.000	0	2	2	2.5	1	0	0	0	0	0	3.1
Totals		3	262	35-79	.443	0-0	.000	13-29	.448	25	43	68	2.5	46	6	34	8	9	83	3.1

Games played: 27
 Minutes/game: 9.7
 Points/game: 3.1
 FG Pct: 44.3
 FT Pct: 44.8

Rebounds/game: 2.5
 Assists/game: 0.2
 Turnovers/game: 1.3
 Assist/turnover ratio: 0.2
 Steals/game: 0.3
 Blocks/game: 0.3

CAREER STATISTICS

Season	gp-gs	min/avg	Total		3-Point		F-Throws		Rebounds				Scoring							
			fg-fga	pct	fg-fga	pct	ft-fa	pct	off	def	tot	avg	pf	fo	ast	to	blk	stl	pts	avg
2011-12	27-3	262/9.7	35-79	.443	0-0	.000	13-29	.448	25	43	68	2.5	46	0	6	34	8	9	83	3.1
TOTAL	27-3	262/9.7	35-79	.443	0-0	.000	13-29	.448	25	43	68	2.5	46	0	6	34	8	9	83	3.1



10

KAMRA KING

G • 5-6 • So.-1L
 Norman, Okla.
 Norman HS

CAREER HIGHS

POINTS
 21, 2x (last at Texas State, 02/25/12)

FIELD GOALS MADE
 7, 2x (last at Nicholls, 02/18/12)

FIELD GOALS ATTEMPTED
 15, at Texas State, 02/25/12)

3-POINT FG MADE
 4, vs. Texas A&M-Corpus Christi (02/22/12)

3-POINT FG ATTEMPTED
 9, vs. Texas A&M-Corpus Christi (02/22/12)

FREE THROWS MADE
 10, vs. FIU (11/18/11)

FREE THROWS ATTEMPTED
 12, vs. FIU (11/18/11)

REBOUNDS
 7, 2x (last at Sam Houston State, 01/28/12)

ASSISTS
 6, 2x (last vs. Central Arkansas, 02/29/12)

STEALS
 4, 5x (last vs. Stephen F. Austin, 01/14/12)

BLOCKS
 2, vs. Houston (12/04/11)

MINUTES
 40, 10x (last vs. Central Arkansas, 02/29/12)

MISCELLANEOUS

- Double-figure scoring 16
- Led the team in scoring 7
- Led the team in rebounding 1
- 5+ assists 3

As a Freshman (2011-12)

Started 28 games and appeared in all 29 contests ... led the team and was the Southland Conference's top scoring freshman by averaging 10.4 points to go along with 2.9 boards and 1.9 assists per game ... improved those averages to 11.2 points, 3.6 rebounds and 2.1 assists in conference games ... shot 34.2-percent from the floor and 28-percent from behind the arc ... led the team in scoring seven times and reached double-figures 16 times, including in seven of the last nine tilts ... ranked fourth in steals (1.9 pg), fifth in minutes (35 pg) and ninth in free throw percentage (76.6) among Southland players ... scored a season-high 21 points in road losses to Nicholls (Feb. 18) and Texas State (Feb. 25) ... registered season highs with four 3-pointers and 10 free throws made in wins against Texas A&M-Corpus Christi (Feb. 22) and FIU (Nov. 19), respectively.

Prior to UTSA

Was a four-year starter at point guard for Norman High School in Norman, Okla. ... helped lead NHS to the state tournament all four seasons and twice pushed the team to the semifinals ... as a senior, led the Tigers to a 19-9 mark and averaged 14.8 points per game ... was named

to the Oklahoma Girls Basketball Coaches Association's All-State Team, earning a spot on the Large West squad, and was a McDonald's All-America nominee ... as a junior, averaged 17 points and three assists per game and led the team in points, assists and steals ... was named Mid-State Defensive Player of the Year and was placed on the Oklahoma Super 5 Team ... in addition, was the MVP of the Saints Classic ... in her sophomore campaign she gained notoriety as the state's most accurate 3-point shooter and averaged 14 points and three steals per contest ... that season she scored 50 points in three state tournament games before tearing her ACL in the championship game ... graduated with a 3.6 GPA.

Personal

Full name is Kamra Atiana King ... born on Jan. 30, 1993 in Dallas, Texas ... daughter of Darryl and Andrea Troupe ... has one sister, Sasha King, who plays basketball at the University of Alaska Anchorage ... majoring in pre-business.

2011-12 GAME-BY-GAME

Opponent	Date	gs	min	Total		3-Pointers		Free throws		Rebounds				pf	a	t/o	blk	stl	pts	avg	
				fg-fga	pct	3fg-fga	pct	ft-fa	pct	off	def	tot	avg								
MISSOURI	11/11/11	*	40	3-10	.300	1-6	.167	3-4	.750	0	5	5	5.0	2	2	2	0	2	10	10.0	
at TCU	11/14/11	*	33	0-6	.000	0-5	.000	3-4	.750	0	1	1	3.0	2	0	4	0	3	3	6.5	
FIU	11/18/11	*	34	0-3	.000	0-1	.000	10-12	.833	0	2	2	2.7	1	1	5	0	3	10	7.7	
at UNLV	11/22/11	*	29	3-11	.273	1-5	.200	2-2	1.000	0	1	1	2.3	4	5	3	0	1	9	8.0	
SOUTH ALABAMA	11/25/11	*	40	2-5	.400	0-3	.000	4-6	.667	0	4	4	2.6	3	1	5	0	4	8	8.0	
DETROIT	11/26/11	*	35	3-9	.333	1-4	.250	2-3	.667	0	2	2	2.5	0	2	1	0	4	9	8.2	
at USC	11/30/11	*	32	2-4	.500	0-2	.000	2-2	1.000	0	2	2	2.4	4	1	2	0	1	6	7.9	
HOUSTON	12/04/11	*	36	1-6	.167	0-3	.000	8-8	1.000	0	2	2	2.4	3	3	3	2	1	10	8.1	
WICHITA STATE	12/09/11	*	40	2-7	.286	0-1	.000	6-6	1.000	0	1	1	2.2	2	3	5	1	4	10	8.3	
CREIGHTON	12/20/11	*	29	7-9	.778	3-4	.750	0-0	.000	0	1	1	2.1	0	1	0	0	3	17	9.2	
TEXAS-PAN AMERICAN	12/21/11	*	24	2-5	.400	2-3	.667	2-2	1.000	1	2	3	2.2	2	1	2	0	0	8	9.1	
at SMU	12/28/11	*	39	4-10	.400	2-3	.667	2-2	1.000	0	2	2	2.2	5	1	2	0	3	12	9.3	
RICE	12/30/11	*	40	3-6	.500	3-4	.750	2-7	.286	1	0	1	2.1	1	1	1	0	4	11	9.5	
SAM HOUSTON STATE	01/07/12	*	26	2-7	.286	1-4	.250	0-0	.000	0	4	4	2.2	3	0	1	0	1	5	9.1	
at Texas A&M-Corpus Chri	01/11/12	*	40	2-7	.286	0-3	.000	3-3	1.000	1	6	7	2.5	1	3	3	0	2	7	9.0	
STEPHEN F. AUSTIN	01/14/12	*	37	3-6	.500	2-3	.667	9-10	.900	0	5	5	2.7	2	0	4	0	4	17	9.5	
at Northwestern State	01/18/12	*	28	0-4	.000	0-2	.000	2-2	1.000	0	0	0	2.5	1	0	0	1	0	2	9.1	
TEXAS STATE	01/21/12	*	33	3-6	.500	1-2	.500	0-0	.000	0	3	3	2.6	1	1	2	0	2	7	8.9	
at Sam Houston State	01/28/12	*	40	3-10	.300	0-4	.000	7-8	.875	1	6	7	2.8	4	6	2	1	0	13	9.2	
at UT Arlington	02/01/12	*	32	1-6	.167	0-3	.000	2-5	.400	0	0	0	2.7	3	1	3	0	1	4	8.9	
LAMAR	02/04/12	*	30	2-5	.400	0-3	.000	6-8	.750	0	0	0	2.5	3	2	1	0	2	10	9.0	
at Southeastern La.	02/08/12	*	40	2-11	.182	0-3	.000	4-4	1.000	1	3	4	2.6	1	1	4	0	2	8	8.9	
at Stephen F. Austin	02/11/12		38	5-11	.455	3-6	.500	5-9	.556	0	2	2	2.6	4	3	4	0	1	18	9.3	
MCNEESE STATE	02/15/12	*	40	3-10	.300	2-6	.333	5-6	.833	1	1	2	2.5	3	4	0	0	0	13	9.5	
at Nicholls	02/18/12	*	34	7-13	.538	3-7	.429	4-7	.571	1	4	5	2.6	0	1	4	0	2	21	9.9	
TEXAS A&M-CORPUS CH	02/22/12	*	37	4-10	.400	4-9	.444	4-7	.571	2	2	4	2.7	1	3	5	0	2	16	10.2	
at Texas State	02/25/12	*	40	6-15	.400	3-8	.375	6-8	.750	0	5	5	2.8	3	2	3	0	1	21	10.6	
CENTRAL ARKANSAS	02/29/12	*	40	1-9	.111	1-6	.167	8-9	.889	0	5	5	2.9	4	6	4	1	3	11	10.6	
UT ARLINGTON	03/03/12	*	28	3-10	.300	0-5	.000	0-1	.000	1	3	4	2.9	3	1	0	0	0	6	10.4	
Totals			28	1014	79-231	.342	33-118	.280	111-145	.766	10	74	84	2.9	66	56	75	6	56	302	10.4

Games played: 29
Minutes/game: 35.0
Points/game: 10.4
FG Pct: 34.2
3FG Pct: 28.0
FT Pct: 76.6

Rebounds/game: 2.9
Assists/game: 1.9
Turnovers/game: 2.6
Assist/turnover ratio: 0.7
Steals/game: 1.9
Blocks/game: 0.2

CAREER STATISTICS

Season	gp-gs	min/avg	Total		3-Point		F-Throws		Rebounds				Scoring							
			fg-fga	pct	fg-fga	pct	ft-fa	pct	off	def	tot	avg	pf	fo	ast	to	blk	stl	pts	avg
2011-12	29-28	1014/35.0	79-231	.342	33-118	.280	111-145	.766	10	74	84	2.9	66	1	56	75	6	56	302	10.4
TOTAL	29-28	1014/35.0	79-231	.342	33-118	.280	111-145	.766	10	74	84	2.9	66	1	56	75	6	56	302	10.4



11

JENNY MENZ

F • 5-11 • So.-1L
 Jena, Germany
 Johann Christoph Friedrich Gutsmuths

CAREER HIGHS

POINTS
 3, vs. UT Arlington (03/03/12)

FIELD GOALS MADE
 1, 2x (last vs. UT Arlington, 03/03/12)

FIELD GOALS ATTEMPTED
 3, vs. UT Arlington (03/03/12)

3-POINT FG MADE
 1, vs. UT Arlington (03/03/12)

3-POINT FG ATTEMPTED
 2, vs. UT Arlington (03/03/12)

FREE THROWS MADE
 2, vs. Missouri (11/11/11)

FREE THROWS ATTEMPTED
 3, vs. Missouri (11/11/11)

REBOUNDS
 2, 2x (last vs. Rice, 12/30/11)

ASSISTS
 1, 2x (last vs. Lamar, 02/04/12)

STEALS
 1, 2x (last vs. South Alabama, 11/25/11)

BLOCKS
 1, vs. Wichita State (12/09/11)

MINUTES
 9, 2x (last vs. Wichita State, 12/09/11)

As a Freshman (2011-12)

Appeared in 16 contests off the bench ... averaged 0.4 points and 0.5 rebounds per game ... scored her first basket against Texas-Pan American (Dec. 21) and registered a season-high three points with a shot behind the arc against UT Arlington (March 3).

Prior to UTSA

Was a three-year starter at Johann Christoph Friedrich Gutsmuths in Jena, Germany ... has a wealth of international playing experience thanks to playing time with the 16U, 18U and 20U German National Teams.

Personal

Originally from Berlin, Germany ... daughter of Frank and Birgit Menz ... has two sisters, Tina and Manie ... has yet to declare a major.

2011-12 GAME-BY-GAME

Opponent	Date	gs	min	Total		3-Pointers		Free throws		Rebounds				pf	a	t/o	blk	stl	pts	avg
				fg-fga	pct	3fg-fga	pct	ft-fa	pct	off	def	tot	avg							
MISSOURI	11/11/11		9	0-2	.000	0-1	.000	2-3	.667	1	1	2	2.0	0	1	0	0	1	2	2.0
at TCU	11/14/11		8	0-1	.000	0-1	.000	0-0	.000	0	0	0	1.0	1	0	0	0	0	0	1.0
SOUTH ALABAMA	11/25/11		5	0-0	.000	0-0	.000	0-0	.000	0	1	1	1.0	1	0	0	0	1	0	0.7
DETROIT	11/26/11		1	0-0	.000	0-0	.000	0-0	.000	0	0	0	0.8	1	0	1	0	0	0	0.5
at USC	11/30/11		5	0-0	.000	0-0	.000	0-0	.000	0	0	0	0.6	0	0	0	0	0	0	0.4
HOUSTON	12/04/11		3	0-1	.000	0-0	.000	0-0	.000	1	0	1	0.7	0	0	0	0	0	0	0.3
WICHITA STATE	12/09/11		9	0-1	.000	0-0	.000	0-0	.000	0	0	0	0.6	1	0	1	1	0	0	0.3
TEXAS-PAN AMERICAN	12/21/11		8	1-2	.500	0-0	.000	0-0	.000	0	0	0	0.5	0	0	1	0	0	2	0.5
at SMU	12/28/11		2	0-0	.000	0-0	.000	0-0	.000	0	0	0	0.4	2	0	1	0	0	0	0.4
RICE	12/30/11		2	0-0	.000	0-0	.000	0-0	.000	2	0	2	0.6	0	0	0	0	0	0	0.4
TEXAS STATE	01/21/12		1	0-1	.000	0-0	.000	0-0	.000	0	0	0	0.5	0	0	0	0	0	0	0.4
at UT Arlington	02/01/12		0	0-0	.000	0-0	.000	0-0	.000	0	0	0	0.5	0	0	0	0	0	0	0.3
LAMAR	02/04/12		4	0-0	.000	0-0	.000	0-0	.000	0	1	1	0.5	0	1	0	0	0	0	0.3
TEXAS A&M-CORPUS CH	02/22/12		2	0-1	.000	0-1	.000	0-0	.000	0	1	1	0.6	0	0	0	0	0	0	0.3
at Texas State	02/25/12		2	0-0	.000	0-0	.000	0-0	.000	0	0	0	0.5	1	0	0	0	0	0	0.3
UT ARLINGTON	03/03/12		7	1-3	.333	1-2	.500	0-0	.000	0	0	0	0.5	0	0	1	0	0	3	0.4
Totals		0	68	2-12	.167	1-5	.200	2-3	.667	4	4	8	0.5	7	2	5	1	2	7	0.4

Games played: 16
Minutes/game: 4.3
Points/game: 0.4
FG Pct: 16.7
3FG Pct: 20.0
FT Pct: 66.7

Rebounds/game: 0.5
Assists/game: 0.1
Turnovers/game: 0.3
Assist/turnover ratio: 0.4
Steals/game: 0.1
Blocks/game: 0.1

CAREER STATISTICS

Season	gp-gs	min/avg	Total		3-Point		F-Throws		Rebounds				Scoring							
			fg-fga	pct	fg-fga	pct	ft-fa	pct	off	def	tot	avg	pf	fo	ast	to	blk	stl	pts	avg
2011-12	16-0	68/4.3	2-12	.167	1-5	.200	2-3	.667	4	4	8	0.5	7	0	2	5	1	2	7	0.4
TOTAL	16-0	68/4.3	2-12	.167	1-5	.200	2-3	.667	4	4	8	0.5	7	0	2	5	1	2	7	0.4



15

SIMONE YOUNG

G • 5-8 • Sr.-1L
 West Memphis, Ark.
 West Memphis HS/Arkansas Baptist

CAREER HIGHS

POINTS
 18, vs. Houston (12/04/12)

FIELD GOALS MADE
 5, 2x (last at SMU, 12/28/11)

FIELD GOALS ATTEMPTED
 14, at SMU, 12/28/11)

3-POINT FG MADE
 2, 2x (last at Stephen F. Austin, 02/11/12)

3-POINT FG ATTEMPTED
 5, 2x (last at Stephen F. Austin, 02/11/12)

FREE THROWS MADE
 8, at USC (11/30/11)

FREE THROWS ATTEMPTED
 13, at USC (11/30/11)

REBOUNDS
 7, 2x (last at Texas State, 02/25/12)

ASSISTS
 6, vs. Texas-Pan American (12/21/12)

STEALS
 3, 2x (last vs. Texas-Pan American, 12/21/11)

BLOCKS
 2, vs. Texas-Pan American (12/21/11)

MINUTES
 40, vs. Stephen F. Austin (01/14/12)

MISCELLANEOUS

- Double-figure scoring 7
- Led the team in scoring 4
- Led the team in rebounding 1
- 5+ assists 5

As a Junior (2011-12)

Appeared in 28 contests and made 24 starts ... averaged 6.3 points and 2.8 rebounds and led the team with 2.4 assists per game ... reached double figure scoring seven times, led the team in scoring four times and recorded at least five assists in five games ... scored a season-high 18 points in a win over Houston (Dec. 4), which was UTSA's first victory against the Cougars in 18 attempts ... pulled down a season-high seven rebounds at SMU (Dec. 28) and Texas State (Feb. 25) ... also registered season bests with eight free throws made at USC (Nov. 30) and six assists versus Texas-Pan American (Dec. 21).

Prior to UTSA

Played two seasons at Arkansas Baptist under head coach Dion Cross ... was teammates with Jalisa Montgomery both seasons and with former Roadrunner Ashley Gardner for one season ... helped the Lady Buffaloes to a 40-18 record in that time ... as a sophomore, she averaged 12.2 points, 2.8 rebounds, a team-high 3.2 assists and 2.5 steals per game ... averaged 11.6 points, 3.8 rebounds, 1.9 assists and 2.4 steals per game as a freshman ... was a four-year starter at West Memphis High School ... helped

lead the team to back-to-back appearances in the Arkansas Class 6A state championship game ... was named to the state's all-tournament team in 2009 ... aided the Lady Blue Devils to a 92-18 record (.836) during her career.

Personal

Full name is Simone Jacunea Young ... born on July 3, 1991, in Blytheville, Ark. ... daughter of Diane Young ... has a brother, Rickey Patterson Jr., and two sisters, Danielle and Jada Young ... majoring in multidisciplinary studies.

2011-12 GAME-BY-GAME

Opponent	Date	gs	min	Total		3-Pointers		Free throws		Rebounds				pf	a	t/o	blk	stl	pts	avg	
				fg-fga	pct	3fg-fga	pct	ft-fa	pct	off	def	tot	avg								
MISSOURI	11/11/11	*	25	0-6	.000	0-3	.000	1-4	.250	1	1	2	2.0	3	1	3	1	1	1	1.0	
at TCU	11/14/11	*	14	0-6	.000	0-2	.000	0-0	.000	1	1	2	2.0	1	1	3	1	0	0	0.5	
FIU	11/18/11	*	35	1-6	.167	0-2	.000	4-4	1.000	0	1	1	1.7	2	0	1	0	2	6	2.3	
at UNLV	11/22/11	*	28	0-3	.000	0-1	.000	3-4	.750	1	1	2	1.8	5	5	5	0	0	3	2.5	
SOUTH ALABAMA	11/25/11	*	15	2-4	.500	0-0	.000	1-2	.500	0	0	0	1.4	5	1	4	0	1	5	3.0	
DETROIT	11/26/11	*	26	2-10	.200	0-4	.000	2-2	1.000	0	2	2	1.5	3	2	3	0	0	6	3.5	
at USC	11/30/11	*	32	3-10	.300	0-1	.000	8-13	.615	1	5	6	2.1	4	2	7	0	2	14	5.0	
HOUSTON	12/04/11	*	28	5-13	.385	1-4	.250	7-9	.778	1	4	5	2.5	4	3	1	1	3	18	6.6	
CREIGHTON	12/20/11	*	35	3-11	.273	0-4	.000	0-1	.000	0	3	3	2.6	4	4	3	1	2	6	6.6	
TEXAS-PAN AMERICAN	12/21/11	*	37	3-7	.429	0-1	.000	5-6	.833	0	5	5	2.8	1	6	2	2	3	11	7.0	
at SMU	12/28/11	*	32	5-14	.357	1-5	.200	5-6	.833	1	6	7	3.2	5	3	4	0	2	16	7.8	
RICE	12/30/11	*	39	3-10	.300	0-2	.000	2-2	1.000	0	2	2	3.1	1	2	4	0	0	8	7.8	
SAM HOUSTON STATE	01/07/12	*	32	3-7	.429	1-4	.250	0-0	.000	0	3	3	3.1	4	2	3	0	2	7	7.8	
at Texas A&M-Corpus Chri	01/11/12	*	37	3-7	.429	0-1	.000	0-0	.000	1	4	5	3.2	3	5	6	0	1	6	7.6	
STEPHEN F. AUSTIN	01/14/12	*	40	3-10	.300	0-2	.000	6-9	.667	0	3	3	3.2	1	2	5	0	1	12	7.9	
at Northwestern State	01/18/12	*	28	0-6	.000	0-2	.000	0-0	.000	0	2	2	3.1	3	5	3	0	0	0	7.4	
TEXAS STATE	01/21/12	*	30	2-7	.286	0-1	.000	0-1	.000	0	4	4	3.2	2	4	1	0	1	4	7.2	
at Sam Houston State	01/28/12	*	25	3-7	.429	1-2	.500	0-0	.000	0	1	1	3.1	3	0	5	0	2	7	7.2	
at UT Arlington	02/01/12	*	33	4-10	.400	0-0	.000	2-2	1.000	0	2	2	3.0	3	1	4	0	0	10	7.4	
LAMAR	02/04/12	*	38	4-10	.400	2-3	.667	1-1	1.000	2	1	3	3.0	2	4	9	1	0	11	7.6	
at Southeastern La.	02/08/12	*	35	2-6	.333	1-3	.333	0-0	.000	0	1	1	2.9	2	5	4	1	1	5	7.4	
at Stephen F. Austin	02/11/12	*	30	2-8	.250	2-5	.400	1-2	.500	0	3	3	2.9	3	3	4	1	2	7	7.4	
MCNEESE STATE	02/15/12	*	19	0-4	.000	0-2	.000	0-2	.000	0	0	0	2.8	4	1	1	0	0	0	7.1	
at Nicholls	02/18/12	*	18	0-3	.000	0-2	.000	0-0	.000	0	0	0	2.7	1	1	3	0	0	0	6.8	
TEXAS A&M-CORPUS CH	02/22/12		14	0-0	.000	0-0	.000	1-2	.500	1	2	3	2.7	2	1	3	0	0	1	6.6	
at Texas State	02/25/12		31	1-12	.083	0-1	.000	6-6	1.000	0	7	7	2.8	4	1	1	0	0	8	6.6	
CENTRAL ARKANSAS	02/29/12		28	1-3	.333	0-0	.000	1-2	.500	0	1	1	2.8	2	1	1	1	0	3	6.5	
UT ARLINGTON	03/03/12		25	0-2	.000	0-0	.000	0-0	.000	0	2	2	2.8	3	2	1	0	1	0	6.3	
Totals			24	809	55-202	.272	9-57	.158	56-80	.700	10	67	77	2.8	80	68	94	10	27	175	6.3

Games played: 28
 Minutes/game: 28.9
 Points/game: 6.3
 FG Pct: 27.2
 3FG Pct: 15.8
 FT Pct: 70.0

Rebounds/game: 2.8
 Assists/game: 2.4
 Turnovers/game: 3.4
 Assist/turnover ratio: 0.7
 Steals/game: 1.0
 Blocks/game: 0.4

CAREER STATISTICS

Season	gp-gs	min/avg	Total		3-Point		F-Throws		Rebounds				Scoring							
			fg-fga	pct	fg-fga	pct	ft-fa	pct	off	def	tot	avg	pf	fo	ast	to	blk	stl	pts	avg
2011-12	28-24	809/28.9	55-202	.272	9-57	.158	56-80	.700	10	67	77	2.8	80	3	68	94	10	27	175	6.3
TOTAL	28-24	809/28.9	55-202	.272	9-57	.158	56-80	.700	10	67	77	2.8	80	3	68	94	10	27	175	6.3



23

WHITNEY YORK

G • 5-5 • Sr.-2L
 Bryan, Texas
 Bryan HS

CAREER HIGHS

POINTS
 27, vs. Louisiana Tech (12/30/09)

FIELD GOALS MADE
 10, at Sam Houston State (02/20/10)

FIELD GOALS ATTEMPTED
 20, 2x (last at Texas State, 03/03/10)

3-POINT FG MADE
 1, 14x (last vs. Stephen F. Austin, 03/07/10)

3-POINT FG ATTEMPTED
 3, 4x (last vs. Lamar, 02/27/10)

FREE THROWS MADE
 6, vs. Nicholls (02/19/11)

FREE THROWS ATTEMPTED
 13, vs. Louisiana Tech (12/30/09)

REBOUNDS
 10, at Texas State (03/03/10)

ASSISTS
 8, vs. Lamar (02/27/10)

STEALS
 6, vs. Lamar (02/27/10)

BLOCKS
 1, 2x (last vs. Kansas State, 12/21/09)

MINUTES
 50, at Sam Houston State (02/20/10)

MISCELLANEOUS

Double-figure scoring	40
Double-figure rebounding	1
Double-doubles	1
Led the team in scoring	17
Led the team in rebounding	4
5+ assists	9

As a Redshirt Junior (2011-12)

Suffered a season-ending injury before the regular season and was granted a sixth year of eligibility.

As a Junior (2010-11)

Suffered a season-ending injury in fall practice and was granted a medical hardship.

As a Redshirt Sophomore (2009-10)

Appeared in 29 games, including 28 starts ... named second-team All-Southland Conference after leading the team with 15 points, 3 assists and 1.9 steals per game ... named to the UTSA Thanksgiving Classic and Duel in the Desert all-tournament teams ... led the team in scoring 14 times and reached double-figures 22 times, including six 20-point outings ... her .435 shooting percentage was tops among the guards while her .715 free throw percentage led the team ... scored a career-high 27 points and set career bests in free throws made and attempted, going 13-of-20, against Louisiana Tech (Dec. 30) ... set a career high with 10 field goals made and 50 minutes played at Sam Houston State (Feb. 20) ... recorded her first career double-double with 17 points and 10 rebounds at Texas State (March 3) ... ranked fifth among conference players averaging 16.2 points in Southland games.

As a Sophomore (2008-09)

Appeared in eight games, while making seven starts, before suffering a season-ending injury against McNeese State (Jan. 10) ... registered season highs with 13 points and seven assists against Rice (Jan. 3) ... was awarded

medical redshirt after the season.

As a Freshman (2007-08)

Started all 33 games ... earned back-to-back Southland Conference Player of the Week honors (Nov. 13 and Nov. 20) ... ranked second on the team with 80 assists and fourth on the squad with 9.8 points per game ... sixth in the conference in field goal percentage (43.7 percent) ... reached double-figure scoring 15 times ... netted a seasons-high 22 points and collected five steals against Wichita State (Nov. 18) ... earned all-tournament team recognition at the Tulane DoubleTree Classic and Wells Fargo/UTSA New Year's Classic ... dished out a season-high six assists against SMU (Jan. 2) ... saw 22 minutes of action versus Texas A&M in first-round action of the NCAA Tournament (March 22).

Prior to UTSA

Led Bryan High School to a 35-6 overall record and a District 13-5A Championship with a perfect 12-0 mark as a senior ... averaged 17.4 points and 5.4 assists per game during the 2006-07 season ... recorded a team-leading 3.5 steals per contest ... tabbed first-team all-state and academic all-state, was a McDonald's All-America nominee and named to the TABC All-Star team ... also earned first-team All-Brazos Valley honors.

Personal

Born August 8, 1989, in Galveston, Texas ... is the daughter of Truman and Belinda Guy ... has one brother, Truman Jr. ... majoring in public administration.

2009-10 GAME-BY-GAME

Opponent	Date	gs	min	Total		3-Pointers		Free throws		Rebounds				pf	a	t/o	blk	stl	pts	avg	
				fg-fga	pct	3fg-fga	pct	ft-fa	pct	off	def	tot	avg								
at Texas	11/13/09	*	28	4-12	.333	0-1	.000	2-4	.500	1	1	2	2.0	0	0	2	0	1	10	10.0	
SCHREINER	11/15/09	*	13	3-4	.750	0-0	.000	3-4	.750	0	0	0	1.0	1	2	1	0	4	9	9.5	
at Charleston Southern	11/20/09	*	15	8-8	1.000	0-0	.000	2-2	1.000	0	0	0	0.7	4	0	2	0	0	18	12.3	
at College of Charleston	11/21/09	*	33	3-12	.250	0-3	.000	0-0	.000	0	3	3	1.3	1	5	3	0	1	6	10.8	
NAVY	11/27/09	*	24	6-13	.462	1-1	1.000	2-3	.667	1	3	4	1.8	2	2	2	0	2	15	11.6	
JACKSONVILLE STATE	11/28/09	*	33	8-14	.571	1-2	.500	3-4	.750	0	3	3	2.0	0	6	4	0	1	20	13.0	
HOUSTON	12/07/09	*	20	3-8	.375	0-1	.000	1-4	.250	0	2	2	2.0	2	2	3	0	1	7	12.1	
vs Florida State	12/19/09	*	21	1-6	.167	0-4	.000	2-4	.500	0	3	3	2.1	1	4	2	1	0	4	11.1	
vs Arkansas	12/20/09	*	25	5-8	.625	0-0	.000	8-11	.727	0	2	2	2.1	1	3	2	0	2	18	11.9	
vs Kansas State	12/21/09	*	33	5-11	.455	0-1	.000	8-10	.800	0	4	4	2.3	1	6	0	1	1	18	12.5	
MAINE	12/29/09	*	26	2-8	.250	0-0	.000	9-10	.900	0	3	3	2.4	2	2	3	0	0	13	12.5	
LOUISIANA TECH	12/30/09	*	38	7-16	.438	0-1	.000	13-20	.650	2	5	7	2.8	2	1	4	0	0	27	13.8	
at Rice	01/04/10	*	23	6-14	.429	0-0	.000	1-2	.500	1	1	2	2.7	4	2	5	0	1	13	13.7	
MCNEESE STATE	01/09/10	*	31	6-11	.545	0-0	.000	5-8	.625	0	3	3	2.7	1	5	3	0	5	17	13.9	
at Nicholls	01/13/10	*	35	3-10	.300	0-0	.000	5-9	.556	0	3	3	2.7	2	4	3	0	2	11	13.7	
UT ARLINGTON	01/16/10	*	32	5-8	.625	0-0	.000	4-6	.667	0	6	6	2.9	0	3	2	0	2	14	13.8	
at A&M-Corpus Christi	01/23/10	*	29	3-11	.273	0-0	.000	5-5	1.000	2	0	2	2.9	3	3	4	0	3	11	13.6	
at Lamar	01/30/10		29	3-9	.333	0-0	.000	2-3	.667	0	2	2	2.8	4	2	1	0	2	8	13.3	
SAM HOUSTON STATE	02/03/10	*	28	6-11	.545	0-0	.000	4-5	.800	1	5	6	3.0	2	4	3	0	1	16	13.4	
at Southeastern La.	02/06/10	*	36	6-9	.667	0-0	.000	11-12	.917	0	4	4	3.1	1	1	2	0	2	23	13.9	
CENTRAL ARKANSAS	02/10/10	*	38	3-9	.333	0-0	.000	12-12	1.000	1	2	3	3.0	4	4	2	0	3	18	14.1	
at UT Arlington	02/13/10	*	37	5-18	.278	1-2	.500	7-9	.778	3	5	8	3.3	3	1	4	0	2	18	14.3	
A&M-CORPUS CHRISTI	02/17/10	*	14	3-3	1.000	0-0	.000	0-2	.000	1	2	3	3.3	1	1	6	0	2	6	13.9	
at Sam Houston State	02/20/10	*	50	10-20	.500	0-0	.000	5-7	.714	2	4	6	3.4	1	3	5	0	0	25	14.4	
at Northwestern State	02/24/10	*	40	6-18	.333	0-0	.000	3-4	.750	1	4	5	3.4	2	2	3	0	3	15	14.4	
LAMAR	02/27/10	*	40	8-15	.533	1-3	.333	3-3	1.000	1	6	7	3.6	0	8	8	0	6	20	14.6	
at Texas State	03/03/10	*	40	5-20	.250	0-0	.000	7-13	.538	4	6	10	3.8	1	4	1	0	3	17	14.7	
STEPHEN F. AUSTIN	03/06/10	*	33	8-15	.533	1-1	1.000	7-8	.875	1	5	6	3.9	2	3	6	0	3	24	15.0	
vs UT Arlington	03/09/10	*	36	5-15	.333	0-0	.000	4-9	.444	2	2	4	3.9	4	5	2	0	3	14	15.0	
Totals			28	880	146-336	.435	5-20	.250	138-193	.715	24	89	113	3.9	52	88	88	2	56	435	15.0

Games played: 29
 Minutes/game: 30.3
 Points/game: 15.0
 FG Pct: 43.5
 3FG Pct: 25.0
 FT Pct: 71.5

Rebounds/game: 3.9
 Assists/game: 3.0
 Turnovers/game: 3.0
 Assist/turnover ratio: 1.0
 Steals/game: 1.9
 Blocks/game: 0.1

CAREER STATISTICS

Season	gp-gs	min/avg	Total		3-Point		F-Throws		Rebounds				Scoring							
			fg-fga	pct	fg-fga	pct	ft-fa	pct	off	def	tot	avg	pf	fo	ast	to	blk	stl	pts	avg
2007-08	33-33	808/24.5	116-264	.439	10-30	.333	74-106	.698	17	72	89	2.7	69	2	80	72	2	45	316	9.6
2008-09	8-7	180/22.5	18-57	.316	0-8	.000	11-17	.647	4	15	19	2.4	12	0	24	14	0	11	47	5.9
2009-10	29-28	880/30.3	146-336	.435	5-20	.250	138-193	.715	24	89	113	3.9	52	0	88	88	2	56	435	15.0
TOTAL	70-68	1868/26.7	280-657	.426	15-58	.259	223-316	.706	45	176	221	3.2	133	2	192	174	4	112	798	11.4



24

ASHLEY SPALETTA

G • 5-9 • So.-1L
 Magnolia, Ark.
 Magnolia HS

Personal

Full name is Ashley Nicole Spalletta ... born on Aug. 1, 1993, in Magnolia, Ark. ... daughter of Jeff Spalletta and Carolyn Baker ... has a brother, Brayden Spalletta, and a sister, Janayi Baker ... majoring in pre-business.

CAREER HIGHS

POINTS
 _____ 18, at UNLV (11/22/11)

FIELD GOALS MADE
 _____ 6, at UNLV (11/22/11)

FIELD GOALS ATTEMPTED
 _____ 17, vs. Wichita State (12/09/11)

3-POINT FG MADE
 _____ 6, at UNLV (11/22/11)

3-POINT FG ATTEMPTED
 _____ 15, at TCU (11/14/11)

FREE THROWS MADE
 _____ 4, vs. Wichita State (12/09/11)

FREE THROWS ATTEMPTED
 _____ 5, 2x (last vs. Texas State, 01/21/12)

REBOUNDS
 _____ 8, vs. Wichita State (12/09/11)

ASSISTS
 _____ 4, at Northwestern State (01/18/12)

STEALS
 _____ 4, at UT Arlington (02/01/12)

BLOCKS
 _____ 1, 5x (last at UT Arlington, 02/01/12)

MINUTES
 _____ 40, vs. Wichita State (12/09/12)

MISCELLANEOUS

Double-figure scoring 7

Led the team in scoring 4

Led the team in rebounding 1

As a Freshman (2011-12)

Appeared in all 29 contests and garnered a start against Wichita State (Dec. 9) ... averaged 5.7 points and 2.4 rebounds per game ... led the squad with 40 3-pointers made ... scored in double figures seven times, led the team in scoring four times and led the team in rebounding once ... scored a season-high 18 points on six 3-pointers in 33 minutes off the bench at UNLV (Nov. 22) ... in her lone start against the Shockers, she led the squad with 16 points and played all 40 minutes ... shot 30-percent from the field in Southland Conference action.

Prior to UTSA

Was a three-year starter at guard for Magnolia High School in Magnolia, Ark. ... was a McDonald's All-America nominee ... in addition, was a three-time All-Class 5A and all-conference selection and was named to the state's All-Tournament Team her junior and senior seasons ... also earned the Panthers' team MVP award three times ... as a senior, averaged 16 points, seven rebounds and three steals per game ... graduated with a 3.0 GPA and earned the Delta Scholarship for her efforts in the classroom.

2011-12 GAME-BY-GAME

Opponent	Date	gs	min	Total		3-Pointers		Free throws		Rebounds				pf	a	t/o	blk	stl	pts	avg
				fg-fga	pct	3fg-fga	pct	ft-fa	pct	off	def	tot	avg							
MISSOURI	11/11/11		18	2-7	.286	2-7	.286	0-0	.000	2	0	2	2.0	1	0	3	0	0	6	6.0
at TCU	11/14/11		24	4-16	.250	3-15	.200	2-4	.500	1	0	1	1.5	2	0	4	1	0	13	9.5
FIU	11/18/11		21	2-5	.400	0-3	.000	2-2	1.000	2	1	3	2.0	2	1	0	0	0	6	8.3
at UNLV	11/22/11		33	6-14	.429	6-13	.462	0-0	.000	0	2	2	2.0	2	1	0	0	3	18	10.8
SOUTH ALABAMA	11/25/11		25	1-3	.333	1-2	.500	0-0	.000	1	1	2	2.0	0	0	2	0	0	3	9.2
DETROIT	11/26/11		34	5-10	.500	4-9	.444	2-4	.500	0	3	3	2.2	2	0	1	0	2	16	10.3
at USC	11/30/11		27	1-6	.167	1-6	.167	0-0	.000	1	3	4	2.4	2	2	1	0	0	3	9.3
HOUSTON	12/04/11		21	3-10	.300	3-10	.300	0-0	.000	0	2	2	2.4	0	1	1	0	0	9	9.3
WICHITA STATE	12/09/11	*	40	5-17	.294	2-10	.200	4-5	.800	3	5	8	3.0	1	1	1	1	1	16	10.0
CREIGHTON	12/20/11		24	0-4	.000	0-4	.000	1-2	.500	0	1	1	2.8	1	2	1	0	3	1	9.1
TEXAS-PAN AMERICAN	12/21/11		18	0-5	.000	0-4	.000	3-4	.750	1	3	4	2.9	0	0	0	0	0	3	8.5
at SMU	12/28/11		15	0-2	.000	0-2	.000	0-0	.000	0	1	1	2.8	0	1	0	0	0	0	7.8
RICE	12/30/11		8	0-4	.000	0-3	.000	0-0	.000	0	0	0	2.5	1	0	1	0	0	0	7.2
SAM HOUSTON STATE	01/07/12		22	2-9	.222	2-8	.250	0-0	.000	0	2	2	2.5	2	0	3	1	1	6	7.1
at Texas A&M-Corpus Chri	01/11/12		22	4-9	.444	3-7	.429	0-1	.000	0	1	1	2.4	1	1	1	0	0	11	7.4
STEPHEN F. AUSTIN	01/14/12		34	2-5	.400	0-2	.000	1-2	.500	0	4	4	2.5	2	1	3	0	1	5	7.3
at Northwestern State	01/18/12		26	4-8	.500	3-7	.429	0-0	.000	0	1	1	2.4	1	4	1	0	0	11	7.5
TEXAS STATE	01/21/12		22	3-5	.600	2-3	.667	1-5	.200	1	5	6	2.6	2	1	2	0	1	9	7.6
at Sam Houston State	01/28/12		16	1-6	.167	1-5	.200	2-2	1.000	1	4	5	2.7	1	1	2	1	0	5	7.4
at UT Arlington	02/01/12		19	0-3	.000	0-3	.000	0-0	.000	2	0	2	2.7	0	2	3	1	4	0	7.1
LAMAR	02/04/12		14	0-3	.000	0-3	.000	0-0	.000	0	3	3	2.7	1	1	1	0	1	0	6.7
at Southeastern La.	02/08/12		9	1-4	.250	0-3	.000	0-0	.000	0	1	1	2.6	0	1	0	0	0	2	6.5
at Stephen F. Austin	02/11/12		27	1-8	.125	1-5	.200	0-0	.000	1	3	4	2.7	4	2	0	0	1	3	6.3
MCNEESE STATE	02/15/12		20	3-6	.500	3-5	.600	1-2	.500	0	0	0	2.6	5	0	1	0	0	10	6.5
at Nicholls	02/18/12		28	1-5	.200	1-5	.200	0-0	.000	0	5	5	2.7	0	0	0	0	1	3	6.4
TEXAS A&M-CORPUS CH	02/22/12		7	0-2	.000	0-2	.000	0-0	.000	0	1	1	2.6	0	0	0	0	0	0	6.1
at Texas State	02/25/12		3	0-0	.000	0-0	.000	0-0	.000	0	0	0	2.5	0	0	1	0	0	0	5.9
CENTRAL ARKANSAS	02/29/12		5	0-1	.000	0-1	.000	0-0	.000	0	0	0	2.4	1	0	1	0	0	0	5.7
UT ARLINGTON	03/03/12		10	2-5	.400	2-5	.400	0-0	.000	0	3	3	2.4	0	0	0	0	0	6	5.7
Totals		1	592	53-182	.291	40-152	.263	19-33	.576	16	55	71	2.4	34	23	34	5	19	165	5.7

Games played: 29
 Minutes/game: 20.4
 Points/game: 5.7
 FG Pct: 29.1
 3FG Pct: 26.3
 FT Pct: 57.6

Rebounds/game: 2.4
 Assists/game: 0.8
 Turnovers/game: 1.2
 Assist/turnover ratio: 0.7
 Steals/game: 0.7
 Blocks/game: 0.2

CAREER STATISTICS

Season	gp-gs	min/avg	Total		3-Point		F-Throws		Rebounds				Scoring							
			fg-fga	pct	fg-fga	pct	ft-fa	pct	off	def	tot	avg	pf	fo	ast	to	blk	stl	pts	avg
2011-12	29-1	592/20.4	53-182	.291	40-152	.263	19-33	.576	16	55	71	2.4	34	1	23	34	5	19	165	5.7
TOTAL	29-1	592/20.4	53-182	.291	40-152	.263	19-33	.576	16	55	71	2.4	34	1	23	34	5	19	165	5.7



32

WHITNEY WRIGHT

C • 6-3 • Sr.-3L
 Springer, Okla.
 Healdton HS

CAREER HIGHS

POINTS
 15, vs. Southeastern La. (02/06/10)

FIELD GOALS MADE
 6, 2x (last vs. Texas A&M-Corpus Christi, 01/11/12)

FIELD GOALS ATTEMPTED
 11, at Northwestern State (01/18/12)

3-POINT FG MADE
 2, 2x (last vs. Texas State, 01/27/10)

3-POINT FG ATTEMPTED
 4, vs. Texas State (01/27/10)

FREE THROWS MADE
 6, vs. Tulsa (11/26/10)

FREE THROWS ATTEMPTED
 8, vs. Tulsa (11/26/10)

REBOUNDS
 13, at Northwestern State (01/18/12)

ASSISTS
 3, vs. Texas State (01/21/12)

STEALS
 3, at Texas A&M-Corpus Christi (01/11/12)

BLOCKS
 6, vs. Texas-Pan American (12/21/11)

MINUTES
 30, at Northwestern State (01/18/12)

MISCELLANEOUS

Double-figure scoring	9
Double-figure rebounding	3
Double-doubles	2
Led the team in scoring	2
Led the team in rebounding	9

As a Junior (2011-12)

Made 25 starts and appeared in all 29 contests ... averaged career bests with 6.0 points, 5.7 rebounds and 1.7 blocks per game ... ranked fourth in the Southland Conference and 75th in the nation in blocks ... recorded first double-doubles of her career against Houston (Dec. 4) and Northwestern State (Jan. 18) ... scored a season-high 12 points against the Cougars and Texas A&M-Corpus Christi (Jan. 11) and pulled down a season-best 13 boards versus the Lady Demons ... notched six blocks against Texas-Pan American (Dec. 21) to help UTSA set a program record with 14 in the contest.

As a Sophomore (2010-11)

Appeared in 27 contests with a pair of starts ... averaged 2.4 points and 1.8 rebounds per game ... shot 33.9-percent (20-of-59) from the field and 75-percent (24-of-32) from the free throw line ... scored a season-high eight points in wins against Huston-Tillotson (Nov. 14) and Tulsa (Nov. 26) ... set a career-high with six free throws made versus the Golden Hurricane ... pulled down a season-high eight rebounds in UTSA's Southland Conference Tournament victory over Sam Houston State (March 8).

As a Freshman (2009-10)

Played in 28 games off the bench ... averaged 4.8 points and 2.8 rebounds per game ... shot 41-percent from the field ... ranked fifth on the team with 11 blocks ... set a career high with 15 points on 6-of-9 shooting from the floor in 21 minutes at Southeastern Louisiana (Feb. 6) ... scored 10 points in a career high 23 minutes against Sam Houston State (Feb. 3).

Prior to UTSA

Played at Healdton High School in Healdton, Okla. ... a McDonald's All-America candidate in 2008-09 ... led her team to a pair of district titles in 2008 and 2009 ... guided the Bulldogs to a 2-A Area championship in 2009 ... helped her team post a 22-6 record and a trip to the area semifinals in 2008 ... averaged a double-double with 17.0 points and 10.0 rebounds per game as a senior ... a four-time all-conference and all-area honoree ... named to the OGBCA All-Star team and led them in scoring in her appearance in 2009.

Personal

Born on Sept. 8, 1990 ... is the daughter of Keith and Twona Wright ... has one brother, Keith, and two sisters, Rihanna and Hope ... majoring in multidisciplinary studies.

2010-11 GAME-BY-GAME

Opponent	Date	gs	min	Total		3-Pointers		Free throws		Rebounds				pf	a	t/o	blk	stl	pts	avg	
				fg-fga	pct	3fg-fga	pct	ft-fa	pct	off	def	tot	avg								
MISSOURI	11/11/11	*	25	3-8	.375	1-3	.333	1-2	.500	2	5	7	7.0	4	1	2	2	1	8	8.0	
at TCU	11/14/11	*	21	0-6	.000	0-3	.000	1-2	.500	0	7	7	7.0	3	0	3	0	1	1	4.5	
FIU	11/18/11	*	25	3-6	.500	0-1	.000	3-4	.750	3	5	8	7.3	5	0	2	0	0	9	6.0	
at UNLV	11/22/11	*	22	1-6	.167	0-0	.000	2-3	.667	6	4	10	8.0	5	1	1	0	1	4	5.5	
SOUTH ALABAMA	11/25/11	*	26	3-5	.600	0-1	.000	4-5	.800	0	4	4	7.2	3	0	3	1	0	10	6.4	
DETROIT	11/26/11	*	7	0-1	.000	0-1	.000	1-2	.500	2	2	4	6.7	4	0	0	1	0	1	5.5	
at USC	11/30/11	*	23	1-7	.143	0-3	.000	1-3	.333	3	3	6	6.6	5	0	1	3	1	3	5.1	
HOUSTON	12/04/11	*	24	5-6	.833	0-0	.000	2-2	1.000	3	9	12	7.3	2	1	5	3	0	12	6.0	
WICHITA STATE	12/09/11	*	13	1-1	1.000	0-0	.000	1-1	1.000	1	5	6	7.1	4	0	1	0	0	3	5.7	
CREIGHTON	12/20/11	*	20	2-3	.667	0-0	.000	5-6	.833	2	6	8	7.2	4	0	4	4	0	9	6.0	
TEXAS-PAN AMERICAN	12/21/11	*	23	4-6	.667	0-1	.000	3-5	.600	2	6	8	7.3	2	0	5	6	0	11	6.5	
at SMU	12/28/11	*	29	3-7	.429	0-1	.000	0-0	.000	3	3	6	7.2	5	2	3	2	0	6	6.4	
RICE	12/30/11	*	22	2-8	.250	1-2	.500	2-4	.500	2	5	7	7.2	5	0	2	4	0	7	6.5	
SAM HOUSTON STATE	01/07/12	*	23	1-3	.333	0-0	.000	0-0	.000	1	3	4	6.9	3	1	2	3	1	2	6.1	
at Texas A&M-Corpus Chri	01/11/12	*	29	6-10	.600	0-0	.000	0-1	.000	1	8	9	7.1	5	0	2	4	3	12	6.5	
STEPHEN F. AUSTIN	01/14/12	*	18	1-3	.333	0-1	.000	1-2	.500	0	4	4	6.9	5	0	2	1	0	3	6.3	
at Northwestern State	01/18/12	*	30	4-11	.364	0-0	.000	3-4	.750	4	9	13	7.2	4	0	3	4	0	11	6.6	
TEXAS STATE	01/21/12	*	26	3-8	.375	1-2	.500	0-0	.000	0	8	8	7.3	5	3	4	1	0	7	6.6	
at Sam Houston State	01/28/12	*	20	1-4	.250	0-0	.000	4-4	1.000	1	4	5	7.2	5	1	2	0	1	6	6.6	
at UT Arlington	02/01/12	*	17	0-4	.000	0-2	.000	2-2	1.000	0	1	1	6.9	5	0	1	2	0	2	6.4	
LAMAR	02/04/12	*	18	2-4	.500	0-0	.000	3-4	.750	0	2	2	6.6	5	0	2	1	2	7	6.4	
at Southeastern La.	02/08/12		8	4-7	.571	0-0	.000	0-0	.000	1	1	2	6.4	3	0	0	2	0	8	6.5	
at Stephen F. Austin	02/11/12	*	19	2-4	.500	0-1	.000	0-0	.000	0	2	2	6.2	5	0	2	0	1	4	6.3	
MCNEESE STATE	02/15/12		10	1-7	.143	0-1	.000	0-0	.000	2	2	4	6.1	1	0	1	0	0	2	6.2	
at Nicholls	02/18/12		23	3-4	.750	0-0	.000	0-0	.000	0	5	5	6.1	5	2	1	1	1	6	6.2	
TEXAS A&M-CORPUS CH	02/22/12	*	28	3-7	.429	0-0	.000	2-3	.667	0	6	6	6.1	3	0	2	3	1	8	6.2	
at Texas State	02/25/12	*	9	3-4	.750	0-0	.000	0-0	.000	2	1	3	6.0	4	0	2	0	0	6	6.2	
CENTRAL ARKANSAS	02/29/12	*	12	1-3	.333	0-0	.000	0-0	.000	1	2	3	5.9	3	0	5	0	0	2	6.1	
UT ARLINGTON	03/03/12		6	1-1	1.000	0-0	.000	1-2	.500	1	0	1	5.7	2	0	3	0	0	3	6.0	
Totals			25	576	64-154	.416	3-23	.130	42-61	.689	43	122	165	5.7	114	12	66	48	14	173	6.0

Games played: 29
 Minutes/game: 19.9
 Points/game: 6.0
 FG Pct: 41.6
 3FG Pct: 13.0
 FT Pct: 68.9

Rebounds/game: 5.7
 Assists/game: 0.4
 Turnovers/game: 2.3
 Assist/turnover ratio: 0.2
 Steals/game: 0.5
 Blocks/game: 1.7

CAREER STATISTICS

Season	gp-gs	min/avg	Total		3-Point		F-Throws		Rebounds				Scoring							
			fg-fga	pct	fg-fga	pct	ft-fa	pct	off	def	tot	avg	pf	fo	ast	to	blk	stl	pts	avg
2009-10	28-0	371/13.3	46-111	.414	8-29	.276	33-56	.589	29	50	79	2.8	81	2	4	26	11	17	133	4.8
2010-11	27-2	203/7.5	20-59	.339	2-11	.182	24-32	.750	14	34	48	1.8	46	0	2	19	7	3	66	2.4
2011-12	29-25	576/19.9	64-154	.416	3-23	.130	42-61	.689	43	122	165	5.7	114	13	12	66	48	14	173	6.0
TOTAL	84-27	1150/13.7	130-324	.401	13-63	.206	99-149	.664	86	206	292	3.5	241	15	18	111	66	34	372	4.4



33

MANNASHA BELL

F • 5-11 • Fr.-RS
 Fort Smith, Ark.
 Northside HS

Personal

Born on July 23, 1993, in Fort Smith, Ark. ... daughter of Steve Bell and Paula Releford ... has three brothers, Reggie Bell, Duane Releford and Deshawn McGill, and a sister, Jannessa McGill ... has yet to declare a major.

CAREER HIGHS

POINTS	16, vs. FIU (11/18/11)
FIELD GOALS MADE	5, 2x (last at USC, 11/30/11)
FIELD GOALS ATTEMPTED	10, at USC (11/30/11)
3-POINT FG MADE	none
3-POINT FG ATTEMPTED	1, vs. South Alabama (11/25/11)
FREE THROWS MADE	8, vs. FIU (11/18/11)
FREE THROWS ATTEMPTED	12, vs. FIU (11/18/11)
REBOUNDS	16, vs. Houston (12/04/11)
ASSISTS	1, 3x (last vs. Detroit, 11/26/11)
STEALS	3, 2x (last vs. FIU, 11/18/11)
BLOCKS	2, at UNLV (11/22/11)
MINUTES	34, 2x (last at TCU, 11/14/11)

MISCELLANEOUS

Double-figure scoring	4
Double-figure rebounding	2
Double-doubles	2
Led the team in scoring	2
Led the team in rebounding	6

As a Freshman (2011-12)

Started the first nine games of the campaign before suffering a season-ending injury against Wichita State (Dec. 9) ... was awarded a medical redshirt following the season ... averaged 8.2 points and 7.8 rebounds per game ... shot 37-percent from the field and averaged 28.2 minutes per outing ... led the team in points twice and rebounds six times ... notched double-doubles against UNLV (Nov. 22) and Houston (Dec. 4) ... grabbed a season-high 16 boards, nine of which came on the offensive end, against the Cougars ... scored a season-high 16 points versus FIU (Nov. 18).

Prior to UTSA

Was a three-year starter at Northside High School in Fort Smith, Ark. ... was a McDonald's All-America nominee and helped the Grizzlies to a runner-up finish at the the state tournament her senior year ... placed on the state's All-Tournament Team that year as well ... an all around athlete, she was named All-Class 7A three times in four different sports (basketball, softball, track & field, volleyball) ... in her final campaign at NHS she averaged 12.9 points, a team-leading 9.6 rebounds and 3.4 steals per game ... was also named to the school's honor roll.

2011-12 GAME-BY-GAME

Opponent	Date	gs	min	Total		3-Pointers		Free throws		Rebounds				pf	a	t/o	blk	stl	pts	avg	
				fg-fga	pct	3fg-fga	pct	ft-fta	pct	off	def	tot	avg								
MISSOURI	11/11/11	*	34	5-9	.556	0-0	.000	0-2	.000	4	4	8	8.0	4	0	1	0	3	10	10.0	
at TCU	11/14/11	*	34	2-8	.250	0-0	.000	2-4	.500	4	7	11	9.5	1	1	4	0	1	6	8.0	
FIU	11/18/11	*	27	4-9	.444	0-0	.000	8-12	.667	2	2	4	7.7	1	1	2	1	3	16	10.7	
at UNLV	11/22/11	*	32	3-9	.333	0-0	.000	4-7	.571	4	6	10	8.3	1	0	2	2	1	10	10.5	
SOUTH ALABAMA	11/25/11	*	29	1-6	.167	0-1	.000	0-2	.000	3	4	7	8.0	5	0	3	0	1	2	8.8	
DETROIT	11/26/11	*	29	2-8	.250	0-0	.000	2-2	1.000	3	5	8	8.0	2	1	3	1	1	6	8.3	
at USC	11/30/11	*	23	5-10	.500	0-0	.000	2-4	.500	2	2	4	7.4	4	0	2	0	2	12	8.9	
HOUSTON	12/04/11	*	35	4-8	.500	0-0	.000	4-7	.571	9	7	16	8.5	2	0	2	0	2	12	9.3	
WICHITA STATE	12/09/11	*	11	0-3	.000	0-0	.000	0-0	.000	0	2	2	7.8	0	0	1	0	0	0	8.2	
Totals			9	254	26-70	.371	0-1	.000	22-40	.550	31	39	70	7.8	20	3	20	4	14	74	8.2

Games played: 9
 Minutes/game: 28.2
 Points/game: 8.2
 FG Pct: 37.1
 3FG Pct: 0.0
 FT Pct: 55.0

Rebounds/game: 7.8
 Assists/game: 0.3
 Turnovers/game: 2.2
 Assist/turnover ratio: 0.2
 Steals/game: 1.6
 Blocks/game: 0.4

CAREER STATISTICS

Season	gp-gs	min/avg	Total		3-Point		F-Throws		Rebounds				Scoring							
			fg-fga	pct	fg-fga	pct	ft-fta	pct	off	def	tot	avg	pf	fo	ast	to	blk	stl	pts	avg
2011-12	9-9	254/28.2	26-70	.371	0-1	.000	22-40	.550	31	39	70	7.8	20	1	3	20	4	14	74	8.2
TOTAL	9-9	254/28.2	26-70	.371	0-1	.000	22-40	.550	31	39	70	7.8	20	1	3	20	4	14	74	8.2



34

LYNDI THORMAN

F • 6-3 • Sr.-2L
 Macomb, Ill.
 Macomb HS/Western Illinois

CAREER HIGHS

POINTS
 14, 3x (last vs. Southeastern La., 02/09/11)

FIELD GOALS MADE
 7, vs. Southeastern La. (02/09/11)

FIELD GOALS ATTEMPTED
 12, vs. Huston-Tillotson (11/14/10)

3-POINT FG MADE
 1, 3x (last vs. Central Arkansas, 02/29/12)

3-POINT FG ATTEMPTED
 4, 2x (last at Stephen F. Austin, 01/19/11)

FREE THROWS MADE
 7, at Stephen F. Austin (01/15/11)

FREE THROWS ATTEMPTED
 8, at Stephen F. Austin (01/15/11)

REBOUNDS
 12, at UT Arlington (02/02/11)

ASSISTS
 2, at Central Arkansas (03/02/11)

STEALS
 3, vs. Central Arkansas (02/29/12)

BLOCKS
 3, vs. Sam Houston State (03/08/11)

MINUTES
 38, vs. Nicholls (02/19/11)

MISCELLANEOUS

- Double-figure scoring 10
- Double-figure rebounding 3
- Double-doubles 2
- Led the team in scoring 2
- Led the team in rebounding 4

As a Junior (2011-12)

Appeared in 27 games and earned a start against Sam Houston State (Jan. 7) ... averaged 1.8 points and 2.1 rebounds per contest ... scored a season-high 12 points and collected a career-best three steals against Central Arkansas (Feb. 29) ... pulled down a season-high eight rebounds against TCU (Nov. 14) and Lamar (Feb. 4) ... shot 70-percent from the free throw line.

As a Sophomore (2010-11)

Saw action in 29 games and recorded 18 starts, including 15 of the final 16 contests ... averaged 6.4 points and 4.2 rebounds on the season ... pushed those averages up to 8.5 points and 5.7 rebounds in conference play ... shot 44-percent from the field and 71.2-percent from the free throw line ... scored a season-high 14 points in contests versus Huston-Tillotson (Nov. 14), Lamar (Feb. 5) and Southeastern Louisiana (Feb. 9) ... also recorded a pair of double-doubles in wins against Stephen F. Austin (Feb. 12) and Nicholls (Feb. 19).

Prior to UTSA

Appeared in all 30 games and made four starts as a freshman ... averaged 4.9 points and 3.4 rebounds per game ... one of three players to record over 100 points

and 100 rebounds on the season ... shot 40.7 percent (59-of-145) from the floor... led the team with 23 blocked shots, which tied her for sixth in a single season ... blocked 17 shots during Summit League play, placing her 11th in the conference ... recorded a double-double in the 76-52 win over Centenary with 16 points and 10 rebounds ... reached double-digits in points on four different occasions ... awarded with the team's Block Party Award.

Personal

Daughter of Gene and Sue Thorman ... born Jan. 10, 1990 ... has one sister, Leigh ... graduated with a degree in criminal justice with a psychology minor and is attending graduate school for a master's in justice policy.

2011-12 GAME-BY-GAME

Opponent	Date	gs	min	Total		3-Pointers		Free throws		Rebounds				pf	a	t/o	blk	stl	pts	avg
				fg-fga	pct	3fg-fga	pct	ft-fta	pct	off	def	tot	avg							
MISSOURI	11/11/11		7	0-1	.000	0-0	.000	2-2	1.000	1	2	3	3.0	1	0	2	1	0	2	2.0
at TCU	11/14/11		14	0-2	.000	0-0	.000	2-2	1.000	4	4	8	5.5	2	0	0	0	0	2	2.0
FIU	11/18/11		5	0-0	.000	0-0	.000	1-2	.500	0	2	2	4.3	1	0	0	0	0	1	1.7
at UNLV	11/22/11		9	0-5	.000	0-0	.000	0-0	.000	2	3	5	4.5	0	0	1	0	0	0	1.3
SOUTH ALABAMA	11/25/11		3	0-0	.000	0-0	.000	2-2	1.000	0	1	1	3.8	1	0	1	1	0	2	1.4
DETROIT	11/26/11		28	1-7	.143	0-2	.000	2-2	1.000	5	1	6	4.2	2	0	1	1	1	4	1.8
at USC	11/30/11		12	1-1	1.000	0-0	.000	0-0	.000	0	1	1	3.7	2	0	1	0	0	2	1.9
HOUSTON	12/04/11		13	1-2	.500	0-0	.000	0-0	.000	0	1	1	3.4	1	0	1	0	0	2	1.9
WICHITA STATE	12/09/11		21	1-4	.250	0-0	.000	0-0	.000	0	3	3	3.3	1	1	2	1	1	2	1.9
CREIGHTON	12/20/11		20	2-5	.400	0-1	.000	1-2	.500	1	1	2	3.2	1	0	3	0	0	5	2.2
TEXAS-PAN AMERICAN	12/21/11		13	0-2	.000	0-0	.000	0-0	.000	0	1	1	3.0	1	1	1	1	0	0	2.0
at SMU	12/28/11		2	0-0	.000	0-0	.000	0-0	.000	0	0	0	2.8	0	0	0	0	0	0	1.8
RICE	12/30/11		7	0-3	.000	0-1	.000	0-0	.000	0	1	1	2.6	0	0	0	0	0	0	1.7
SAM HOUSTON STATE	01/07/12 *		12	1-3	.333	0-0	.000	0-0	.000	0	1	1	2.5	1	0	0	1	0	2	1.7
at Texas A&M-Corpus Chri	01/11/12		3	0-2	.000	0-0	.000	0-0	.000	0	1	1	2.4	0	0	0	0	0	0	1.6
STEPHEN F. AUSTIN	01/14/12		1	0-1	.000	0-0	.000	0-0	.000	0	0	0	2.3	1	0	0	0	0	0	1.5
at Sam Houston State	01/28/12		2	0-0	.000	0-0	.000	0-0	.000	0	0	0	2.1	0	0	0	1	0	0	1.4
at UT Arlington	02/01/12		13	1-4	.250	0-0	.000	0-2	.000	1	3	4	2.2	0	1	0	1	0	2	1.4
LAMAR	02/04/12		12	1-4	.250	0-1	.000	1-2	.500	2	6	8	2.5	0	0	0	2	0	3	1.5
at Southeastern La.	02/08/12		9	2-3	.667	0-0	.000	0-0	.000	1	0	1	2.5	0	0	0	1	1	4	1.7
at Stephen F. Austin	02/11/12		10	0-1	.000	0-0	.000	0-0	.000	0	0	0	2.3	1	0	0	0	0	0	1.6
MCNEESE STATE	02/15/12		10	2-3	.667	0-0	.000	0-0	.000	0	2	2	2.3	3	1	1	0	0	4	1.7
at Nicholls	02/18/12		1	0-0	.000	0-0	.000	0-0	.000	0	0	0	2.2	0	0	0	1	0	0	1.6
TEXAS A&M-CORPUS CH	02/22/12		1	0-1	.000	0-0	.000	0-0	.000	0	0	0	2.1	1	0	0	0	0	0	1.5
at Texas State	02/25/12		8	0-0	.000	0-0	.000	0-0	.000	0	0	0	2.0	1	0	0	1	0	0	1.5
CENTRAL ARKANSAS	02/29/12		28	4-8	.500	1-1	1.000	3-4	.750	3	4	7	2.2	1	0	1	0	3	12	1.9
UT ARLINGTON	03/03/12		17	0-3	.000	0-1	.000	0-0	.000	0	0	0	2.1	3	0	0	0	0	0	1.8
Totals		1	281	17-65	.262	1-7	.143	14-20	.700	20	38	58	2.1	25	4	15	13	6	49	1.8

Games played: 27
 Minutes/game: 10.4
 Points/game: 1.8
 FG Pct: 26.2
 3FG Pct: 14.3
 FT Pct: 70.0

Rebounds/game: 2.1
 Assists/game: 0.1
 Turnovers/game: 0.6
 Assist/turnover ratio: 0.3
 Steals/game: 0.2
 Blocks/game: 0.5

CAREER STATISTICS

Season	gp-gs	min/avg	Total		3-Point		F-Throws		Rebounds				Scoring							
			fg-fga	pct	fg-fga	pct	ft-fta	pct	off	def	tot	avg	pf	fo	ast	to	blk	stl	pts	avg
2010-11	29-18	535/18.4	73-166	.440	2-18	.111	37-52	.712	47	74	121	4.2	67	1	9	39	14	13	185	6.4
2011-12	27-1	281/10.4	17-65	.262	1-7	.143	14-20	.700	20	38	58	2.1	25	0	4	15	13	6	49	1.8
TOTAL	56-19	816/14.6	90-231	.390	3-25	.120	51-72	.708	67	112	179	3.2	92	1	13	54	27	19	234	4.2



55

CORI COOPER

F • 6-1 • Sr.-3L
Copperas Cove, Texas
Copperas Cove HS

CAREER HIGHS

POINTS
21, vs. Nicholls (01/14/09)

FIELD GOALS MADE
7, vs. Nicholls (01/14/09)

FIELD GOALS ATTEMPTED
10, vs. Texas A&M-Corpus Christi (02/22/12)

3-POINT FG MADE
None

3-POINT FG ATTEMPTED
None

FREE THROWS MADE
7, 2x (last vs. Nicholls, 01/14/09)

FREE THROWS ATTEMPTED
11, vs. Nicholls (01/14/09)

REBOUNDS
16, at Texas State (02/25/12)

ASSISTS
3, vs. Texas State (01/21/12)

STEALS
3, at Texas State (02/25/12)

BLOCKS
2, vs. Nicholls (01/14/09)

MINUTES
34, vs. Texas A&M-Corpus Christi (02/22/12)

MISCELLANEOUS

- Double-figure scoring6
- Double-figure rebounding1
- Double-doubles1
- Led the team in scoring3
- Led the team in rebounding2

As a Junior (2011-12)

Made 15 starts, all in Southland Conference play, and appeared in 27 contests ... averaged career bests with 4.7 points and 3.3 rebounds per game ... also tallied career highs with 10 assists and 14 steals ... shot 48.5-percent from the floor and 74.4-percent from the free throw line ... upped her averages to 6.1 points and 4.9 rebounds during conference action ... scored a season-high 18 points and pulled down seven rebounds to go along with a career-high three assists in a win over Texas State (Jan. 21) ... grabbed a career-high 16 rebounds against the Bobcats in San Marcos (Feb. 25) ... led the team in scoring and rebounding twice and reached double-figure scoring four times.

As a Redshirt Sophomore (2010-11)

Appeared in 22 games with eight starts and averaged 3.0 points and 1.9 rebounds per contest ... shot 36.6-percent from the field and 57.7-percent from the charity stripe ... scored a season-high 11 points on 5-of-7 shooting against Tulsa (Nov. 26) ... played a season-high 25 minutes at Houston (Dec. 7) ... was a perfect 4-for-4 in the win against Kansas State (Dec. 20).

As a Sophomore (2009-10)

Redshirted the 2009-10 season.

As a Freshman (2008-09)

Appeared in 14 games and averaged 2.8 points and 1.6 rebounds per contest ... scored nine points on 7-of-9 shooting from the free throw line versus Huston-Tillotson (Dec. 6) ... tallied a career-high 21 points and nine rebounds against Nicholls (Jan. 14).

Prior to UTSA

Averaged a double-double with 15 points and 10.6 rebounds per game as a senior at Copperas Cove High School ... was named District 16-4A Offensive Player of the Year and earned first-team all-district honors ... named offensive Most Valuable Player and top rebounder during the 2007-08 season ... collected district honorable mention accolades in 2006-07 ... led the Bulldogs to the area finals in 2008 ... named to the Region III-4A Texas Association of Basketball Coaches (TABC) squad ... also a TABC all-academic honoree.

Personal

Born on March 12, 1990, in Helena, Ark. ... daughter of Floyd and Shanta Hall and James Cooper and Angela Jackson ... has one brother, Anthony, and three sisters, Quanetta, Jasmine and Jonetta ... majoring in health.

2011-12 GAME-BY-GAME

Opponent	Date	gs	min	Total		3-Pointers		Free throws		Rebounds				pf	a	t/o	blk	stl	pts	avg	
				fg-fga	pct	3fg-fga	pct	ft-fa	pct	off	def	tot	avg								
MISSOURI	11/11/11		2	0-0	.000	0-0	.000	0-0	.000	0	0	0	0.0	2	0	0	0	0	0	0.0	
at TCU	11/14/11		4	0-0	.000	0-0	.000	0-0	.000	0	0	0	0.0	1	0	0	0	0	0	0.0	
FIU	11/18/11		14	2-5	.400	0-0	.000	1-2	.500	3	1	4	1.3	0	0	0	0	0	5	1.7	
at UNLV	11/22/11		7	1-3	.333	0-0	.000	0-0	.000	1	0	1	1.3	3	0	1	0	0	2	1.8	
SOUTH ALABAMA	11/25/11		12	1-2	.500	0-0	.000	2-4	.500	0	2	2	1.4	3	1	1	0	0	4	2.2	
DETROIT	11/26/11		5	1-1	1.000	0-0	.000	2-2	1.000	0	1	1	1.3	1	0	2	0	0	4	2.5	
at USC	11/30/11		3	0-0	.000	0-0	.000	0-0	.000	0	0	0	1.1	2	0	1	0	0	0	2.1	
HOUSTON	12/04/11		4	0-0	.000	0-0	.000	0-0	.000	0	0	0	1.0	0	0	1	0	0	0	1.9	
WICHITA STATE	12/09/11		20	5-5	1.000	0-0	.000	0-1	.000	2	0	2	1.1	5	0	1	0	1	10	2.8	
at SMU	12/28/11		6	1-2	.500	0-0	.000	3-3	1.000	2	0	2	1.2	0	0	0	1	0	5	3.0	
RICE	12/30/11		6	0-0	.000	0-0	.000	0-0	.000	0	0	0	1.1	2	0	2	0	1	0	2.7	
SAM HOUSTON STATE	01/07/12		13	2-4	.500	0-0	.000	0-0	.000	2	4	6	1.5	1	1	2	0	0	4	2.8	
at Texas A&M-Corpus Chri	01/11/12	*	13	1-1	1.000	0-0	.000	2-2	1.000	0	0	0	1.4	4	0	3	0	0	4	2.9	
STEPHEN F. AUSTIN	01/14/12	*	30	1-8	.125	0-0	.000	0-0	.000	4	1	5	1.6	5	1	1	0	2	2	2.9	
at Northwestern State	01/18/12	*	10	2-4	.500	0-0	.000	1-1	1.000	4	0	4	1.8	3	1	2	0	0	5	3.0	
TEXAS STATE	01/21/12	*	31	6-8	.750	0-0	.000	6-7	.857	2	5	7	2.1	3	3	1	0	0	18	3.9	
at Sam Houston State	01/28/12	*	19	1-5	.200	0-0	.000	1-2	.500	2	2	4	2.2	3	0	1	0	1	3	3.9	
at UT Arlington	02/01/12	*	14	0-2	.000	0-0	.000	1-2	.500	3	0	3	2.3	3	0	5	0	0	1	3.7	
LAMAR	02/04/12	*	7	2-2	1.000	0-0	.000	0-0	.000	2	0	2	2.3	0	0	2	0	0	4	3.7	
at Southeastern La.	02/08/12	*	19	4-8	.500	0-0	.000	1-3	.333	5	0	5	2.4	2	0	1	0	2	9	4.0	
at Stephen F. Austin	02/11/12	*	21	2-8	.250	0-0	.000	3-3	1.000	5	0	5	2.5	5	2	0	0	0	7	4.1	
MCNEESE STATE	02/15/12	*	12	0-2	.000	0-0	.000	0-0	.000	0	2	2	2.5	3	0	1	1	1	0	4.0	
at Nicholls	02/18/12	*	15	1-2	.500	0-0	.000	0-0	.000	4	1	5	2.6	1	1	0	0	0	2	3.9	
TEXAS A&M-CORPUS CH	02/22/12	*	34	6-10	.600	0-0	.000	5-6	.833	6	2	8	2.8	4	0	3	0	2	17	4.4	
at Texas State	02/25/12	*	31	5-9	.556	0-0	.000	2-3	.667	9	7	16	3.4	4	0	3	0	3	12	4.7	
CENTRAL ARKANSAS	02/29/12	*	16	3-6	.500	0-0	.000	0-0	.000	3	2	5	3.4	0	0	0	0	0	6	4.8	
UT ARLINGTON	03/03/12	*	18	1-2	.500	0-0	.000	2-2	1.000	0	1	1	3.3	4	0	1	0	1	4	4.7	
Totals			15	386	48-99	.485	0-0	.000	32-43	.744	59	31	90	3.3	64	10	35	2	14	128	4.7

Games played: 27
 Minutes/game: 14.3
 Points/game: 4.7
 FG Pct: 48.5
 FT Pct: 74.4

Rebounds/game: 3.3
 Assists/game: 0.4
 Turnovers/game: 1.3
 Assist/turnover ratio: 0.3
 Steals/game: 0.5
 Blocks/game: 0.1

CAREER STATISTICS

Season	gp-gs	min/avg	Total		3-Point		F-Throws			Rebounds				Scoring						
			fg-fga	pct	fg-fga	pct	ft-fa	pct	off	def	tot	avg	pf	fo	ast	to	blk	stl	pts	avg
2008-09	14-0	75/5.4	12-26	.462	0-0	.000	15-21	.714	14	8	22	1.6	12	0	1	7	2	3	39	2.8
2010-11	22-8	222/10.1	26-71	.366	0-0	.000	15-26	.577	18	23	41	1.9	44	0	4	22	2	7	67	3.0
2011-12	27-15	386/14.3	48-99	.485	0-0	.000	32-43	.744	59	31	90	3.3	64	3	10	35	2	14	128	4.7
TOTAL	63-23	683/10.8	86-196	.439	0-0	.000	62-90	.689	91	62	153	2.4	120	3	15	64	6	24	234	3.7



1

MIKI TURNER

G • 5-7 • Jr.-TR
Houston, Texas
McArthur HS/Blinn College

Prior to UTSA

Played in 58 contests and helped lead the Buccaneers to a 40-23 record over two seasons at Blinn College ... averaged 11.5 points, 4.2 rebounds, 3.9 assists and 1.3 steals per game as a sophomore ... an All-Region XIV honoree and was awarded Blinn's Don Wilhelm Award, which is given to a women's basketball player who excels both on the court and in the classroom ... also shot 38 percent from the field and led the team with 87 free throws that season ... scored a career-high 28 points on 11-of-17 shooting against Lon Morris ... posted averages of 5.6 points, 3.1 rebounds and 1.9 assists per contest as a freshman ... a four-year starter for head coach Nancy Faulk at MacArthur High School in Houston ... earned first-team All-District 5A-19 as a junior and senior ... in addition, she earned academic all-district honors and was named the team's Most Valuable Player and Defensive Player of the Year as a senior ... a member of the honors society and earned the school's T.A.F.E. scholarship.

Personal

Full name is Meclescia Turner ... born on April 15, 1992, in Houston, Texas ... daughter of Sonya Turner ... has a brother, William Carter, and a sister, Cedrica ... majoring in kinesiology.



2

MATHILDE HERGOTT

G/F • 5-10 • Fr.-RS
Jonage, France
Lycee Jean Mermoz

Prior to UTSA

Attended Lycee Jean Mermoz in Jonage, France ... played for head coach Guy Pratt with the BLMA club team ... twice led her team to runner-up finishes at the French Championships ... selected to district, state and national teams ... a finalist for the French National Under-17 team in 2010.

Personal

Full name is Mathilde Hergott ... born on Oct. 27, 1993, in Mulhouse, France ... daughter of Olivier and Laurence Hergott ... has two brothers, Alexandre, who played basketball collegiately and semi-professionally in France, and Lucas ... majoring in pre-architecture.



12

NIAGA MITCHELL-COLE

G/F • 5-10 • Fr.-HS
San Antonio, Texas
Roosevelt HS

Prior to UTSA

A four-year starter for head coach Robert Rheinberger at Roosevelt High School ... averaged 15.1 points, 11.1 rebounds, 5.4 steals, 5.0 assists and 3.7 blocks per game as a senior ... named All-Region IV by the Texas Association of Basketball Coaches (TABC) and first-team All-District 26-5A and to the San Antonio Express-News Super Team and all-area team ... named first-team all-district three times and earned second-team accolades as a freshman when she was the district's Newcomer of the Year ... also earned TABC all-region honors as a junior ... graduated summa cum laude and in the top 10 percent of her class with a 4.0 GPA to earn TABC academic all-state honors ... helped the Rough Riders track & field team to back-to-back district titles and went to state as a member of the 1,600-meter relay team.

Personal

Full name is Niaga Mitchell-Cole ... born on March 19, 1994, in Tucson, Ariz. ... daughter of Mikal Cole and Kimberly Johnson ... has two sisters, Kiara and Alexis Johnson, and a brother, Michael Johnson ... majoring in management.



21

AKUNNA ELONU

F • 5-9 • Fr.-HS
Houston, Texas
Alief Elsik HS

Prior to UTSA

Four-year letterwinner for head coach La'Shawn Johnson at Alief Elsik High School in Houston ... averaged 20 points, 12.4 rebounds, 3.8 assists, 3.7 steals and 1.3 blocks per game as a senior ... earned All-Class 5A honors from the Texas Association of Basketball Coaches (TABC) ... also was selected to play in the TABC All-Star Game following her senior campaign ... picked up another all-state nod as a junior ... a TABC All-Region III selection and District 18-5A Most Valuable Player as a junior and senior ... she helped lead the Rams to a 98-25 record, including a perfect 48-0 mark in district play, during her career ... also helped the team to three area final fours, back-to-back area championships and a regional championship ... four-year letterwinner with the volleyball and track & field programs ... led the volleyball squad to a district title as a senior and was a two-time district MVP ... graduated in the top 10 percent of her class and was an academic all-district pick ... also won Alief Elsik's President's Award twice.

Personal

Full name is Akunna Elonu ... daughter of Dozie and Amaka Elonu ... youngest of five children ... has two brothers, Chinemelu (played basketball at Texas A&M from 2006-09 and was drafted by the Los Angeles Lakers in 2009) and Chibuzo (played basketball at Richland College from 2007-09 and Southeastern Oklahoma State from 2009-11), and two sisters, Adaora (played basketball at Texas A&M from 2008-12) and Adaeze (middle blocker on the East Texas Baptist volleyball team) ... has yet to declare a major.

UTSA STAFF

RAE RIPPETOE-BLAIR.....	34-36
LUBOMYR LICHONCZAK.....	37
DEIDRA JOHNSON	38
KC COWGILL	39
ANGELO HILL.....	40
SUPPORT STAFF.....	40
PRESIDENT DR. RICARDO ROMO	41
ATHLETICS DIRECTOR LYNN HICKEY ...	42





Head Coach

RAE RIPPETOE-BLAIR

Oklahoma State • 1985
 13th Season
 Record at UTSA: 200-159 (.557)
 Career Record: 307-203 (.602), 17 yrs.

A three-time Southland Conference Coach of the Year, Rae Rippetoe-Blair is in her 13th season at UTSA.

During her 12 seasons at the helm, the Ardmore, Okla., native has guided the Roadrunners to a pair of NCAA Tournament appearances (2008-09), back-to-back Southland Conference Tournament Championships (2008-09), a pair of Southland Regular Season Titles (2003/'09) and consecutive 20-win seasons (2007-08/'08-09), including a school-record 24 wins in 2008-09.

Since her hiring in 2000, she helped transform the Roadrunners into one of the top programs in the Southland. Rippetoe-Blair led UTSA to 11 Southland Tournament appearances, including four trips to the conference finals (2003/'06/'08/'09). During the 2004-05 season, she became the winningest basketball coach in UTSA history. She currently has 200 victories (only women's coach at UTSA with more than 150) and her .557 winning percentage is second-best in school annals.

Rippetoe-Blair has mentored several outstanding student-athletes during her time at UTSA, including 2008-09 Southland Conference Player of the Year and Defensive Player of the Year Monica Gibbs, who is currently playing overseas (Amicale Steesel). She has coached four Southland Newcomers of the Year (Nikki Hendrix 2002/Dewella Holiday 2003/Vivian Ewalefo 2006/Onika Anderson 2008), two Southland Freshmen of the Year (Richelle Parks 2005/Monica Gibbs 2006), 25 All-Southland selections (seven first teamers), two Southland Student-Athletes of the Year (Nicole Dunson 2005/Ryba Pawlaczyk 2009), four Southland All-Academic selections and a pair of CoSIDA Academic All-District honorees.

Rippetoe-Blair has an overall record of 307-203 in 17 full seasons as a head coach. The Roadrunners have averaged 16.6 wins per season during her tenure.

Last season, Rippetoe-Blair became the first coach in program history to amass 200 wins, while earning her 300th overall. Both milestones were achieved in front

of the home crowd with wins over FIU (300th overall) and Texas A&M-Corpus Christi (200th at UTSA). Under her tutelage, Kamra King led the team in points and was the conference's top-scoring freshman. Sophomore Judy Jones was second on the team in scoring and was named honorable mention all-conference.

In 2010-11, the Roadrunners posted 16 victories, including an 11-5 Southland mark to win the conference's West Division for the second time in the last three years. With preseason All-Southland guards Whitney York and Judy Jones out for the season, UTSA leaned heavily on its five seniors, who responded with another record-breaking year.

Amber Gregg became the school's most prolific 3-point shooter and finished her career with 200 to rank in the league's top 10. Known for her outside shooting, it was Alysse Davis' defense that earned her a spot in the UTSA record book with single-season (78) and career (98) marks for blocks. Rippetoe-Blair led the program to its 11th consecutive Southland Tournament appearance and entered as the No. 4 seed. On the strength of a career-high 33 points from Ashleigh Franklin that included a single-game tournament record 15 free throws, UTSA defeated Sam Houston State before falling to regular season and eventual tournament champion McNeese State in the semifinals. Gregg (second team) and Franklin (third team) each earned all-conference honors, while Franklin also made the all-tournament team. For the second consecutive season, the Roadrunners ended the year atop the league three defensive categories — field goal percentage defense (36.7 percent), blocks (138) and defensive rebounds (839).

In 2009-10, a run for a third consecutive conference championship and a trip back to the NCAA Tournament was going to be a challenge for Rippetoe-Blair. The departure of three starters (Anderson/Gibbs/Pawlaczyk) that contributed more than 70 percent of the offense and returning one starter (junior Amber Gregg) saw UTSA in the mist of a rebuilding year. However, the Roadrunners produced a 16-14 overall record and a third-place showing in the West Division standings with a 10-6 mark. The Roadrunners made their way to a 10th consecutive postseason appearance as a No. 4 seed. Despite an up-and-down season, Rippetoe-Blair saw the resurgence of York, who missed most of the 2008-09 year due to injury, and the emergence of Jones and Franklin. York and Jones enjoyed successful campaigns and their efforts did not go unnoticed as they were tabbed second-team All-Southland, while Franklin collected third-team all-league honors. The Roadrunners ended the year atop the circuit in three defensive categories — scoring defense (61.8 ppg), lowest field goal percentage (37.2 percent) and

THE RIPPETOE-BLAIR FILE

PERSONAL

BORN: MAY 21, 1962

EDUCATION

COLLEGE: B.S., OKLAHOMA STATE, 1985;
M.S., PHILLIPS (OKLA.), 1988

PLAYING EXPERIENCE

OKLAHOMA STATE 1980-84

COACHING BACKGROUND

HEAD COACH, UTSA (2000-PRESENT)
ASSISTANT COACH, OKLAHOMA STATE (1992-2000)
HEAD COACH, PHILLIPS (1987-92)
ASSISTANT COACH, SOUTHERN NAZARENE (1985-87)

YEAR-BY-YEAR RECORD

PHILLIPS (1987-92)

1987-88	15-11
1988-89	18-11
1989-90	29-7
1990-91	23-8
1991-92	22-7
RECORD	107-44 (.708)

UTSA (2000-Present)

YEAR	OVERALL	CONFERENCE
2000-01	16-13	13-7
2001-02	16-12	15-5
2002-03	18-11	17-3
2003-04	15-14	10-6
2004-05	16-12	10-6
2005-06	18-12	11-5
2006-07	14-16	9-7
2007-08	23-10	12-4
2008-09	24-9	14-2
2009-10	16-14	10-6
2010-11	16-15	11-5
2011-12	8-21	4-12
RECORD	200-159 (.557)	136-68 (.667)

TOTAL RECORD 307-203 (.602)

seed UT Arlington, 74-63 to earn the league's automatic berth to the NCAA Tournament. The Roadrunners saw their season come to an end with an 87-82 overtime loss against second-seeded Baylor in first-round action, but it was the first time in tournament history that a No. 15 seed took a second-seeded team into overtime.

The 2007-08 season was a year to remember for the Roadrunners, as they won their first-ever Southland Tournament and made their first trip to the NCAA Tournament. UTSA won 23 games, which marked the first 20-win season since 1983-84. The Roadrunners ended the season with a 23-10 overall mark and a 12-4 league record, which was good enough for second place in the conference standings. UTSA began tournament play as the third seed and made quick work of its first-round opponent Northwestern State, 80-56. The Roadrunners then got past UT Arlington in the semifinals, 77-67, and rounded out the tournament with a 65-56 win against No. 4 seed Lamar in the championship game. The Roadrunners' season came to an end against No. 2-seed Texas A&M in first-round action of the NCAA Tournament.

In 2006-07, Rippetoe-Blair collected her 100th UTSA career victory on Nov. 24 with a 77-67 win against Eastern Washington. UTSA finished its conference season in a three-way tie for fourth place at 9-7 and earned the No. 5 seed at the 2007 Southland Tournament. The Roadrunners pulled an upset win against Southeastern Louisiana in the first round before falling to top-seeded UT Arlington in the semifinals.

During the 2005-06 season, Rippetoe-Blair and the Roadrunners enjoyed a successful year with an 18-12 mark and a trip back to the Southland Tournament finals. UTSA finished third in the league with an 11-5 record and she recorded her 200th career win on Feb. 2 at Nicholls.

In her fifth season in 2003-04, Rippetoe-Blair mentored the Roadrunners to a 16-12 record along with 10 wins in Southland play. UTSA boasted the league's top defense after holding its opponents to just 57.8 points per game.

Rippetoe-Blair's fourth season saw UTSA register a 15-14 overall record and a 10-6 mark in league play.

In her third season, Rippetoe-Blair led UTSA to its first regular season Southland Championship with a 17-3 league ledger and an overall mark of 18-11. She was honored as the Southland Coach of the Year and it was richly deserved after turning around a team that began the season 0-8, and upon entering Southland play, won

3-point field goal percentage (28.8 percent).

After dropping six of its first eight games of the 2008-09 season, UTSA ended the year strong with the Southland Regular Season and Tournament Championships and punched its second ticket to the NCAA Tournament. The Roadrunners also set a school-record with 24 wins and posted a 14-2 conference mark, tying UT Arlington for first-place in the league, while Rippetoe-Blair picked up Southland Coach of the Year honors for the third time. She was also recognized as the 2009 TABC Coach of the Year. Meanwhile, three Roadrunners collected all-conference honors led by Gibbs, who was named Southland Player of the Year and the circuit's Defensive Player of the Year. The Roadrunners entered the league's tournament as the No. 2 seed and began defense of their postseason championship with a 71-52 win against No. 7 seed McNeese State in the quarterfinals. UTSA then escaped with a 58-47 win versus sixth-seeded Northwestern State in the semifinals before knocking off top

17 of 19 games, including a 13-game winning streak, 17 conference wins and 11 home court wins, all school records.

In 2000-01, Rippetoe-Blair received Southland Coach of the Year honors following a 13-7 league campaign.

UTSA was ranked in the top six nationally in scoring defense in 2002-03 and was second in the nation in her first two seasons (2000-01/2001-02).

While the immediate impact Rippetoe-Blair had on UTSA's program might be a surprise, the success should not. A proven winner as a head coach at NAIA Phillips University and as an assistant at Oklahoma State, she has enjoyed continued success.

Rippetoe-Blair turned around a Phillips program with a 104-51 mark during her five seasons in Enid, Okla. She was named the Sooner Athletic Conference's 1989-90 Coach of the Year after a 29-7 record.

Prior to UTSA, Rippetoe-Blair was an assistant coach at her alma mater, Oklahoma State, for eight seasons. As a player, she left her mark on the Cowgirls program, ranking in the top 20 in five categories.

As an assistant coach, she helped build Oklahoma State as one of the top teams in the Big Eight Conference and made valuable contacts among high school coaches. Her pipeline to Oklahoma has brought Gibbs, Hendrix, Lacy Mingee and Katie Sandefur to San Antonio.

Rippetoe-Blair started her coaching career in 1985 as an assistant coach at Southern Nazarene in Bethany, Okla. She was at SNU for two seasons before moving to Phillips.

After two rebuilding seasons at Phillips, Rippetoe-Blair coached three consecutive 20-win teams. Phillips went 29-7 in 1989-90 and she earned conference coach of the year honors. In 1990-91, Phillips was 23-8 and it posted a 20-9 in her final season before returning to Oklahoma State.

As an Ardmore (Okla.) High School athlete, she ran on the 1980 state champion mile relay team, played on the 1980 Oklahoma-Texas All-Star softball team and was an all-state pick in basketball and track & field. She was the team's MVP in softball and was named the outstanding female Athlete of the Year.

She and her husband, Craig, reside in Boerne, Texas.

Rippetoe-Blair's Achievements...

- 2 NCAA Tournament Appearances (2008, '09)
- 2 Southland Conference Regular Season Championships (2002-03, 2008-09)
- 2 Southland Tournament Championships (2008, '09)
- 3 Southland Coach of the Year Awards (2001, '03, '09)
- Winningest coach in UTSA history (200 wins)
- 10 winning seasons
- 4 Southland Tournament Championship Game appearances
- 2 20-win seasons
- 11 seasons with 15 or more wins
- 1 Southland Player of the Year
- 1 Southland Defensive Player of the Year
- 4 Southland Newcomers of the Year
- 2 Southland Freshmen of the Year
- 25 All-Southland selections
- 7 first-team All-Southland selections
- 2 Southland Student-Athlete of the Year honorees
- 2 first-team Southland All-Academic selections
- 2 *ESPN The Magazine/CoSIDA Academic All-District* honorees

BLAIR VERSUS 2012-13 OPPONENTS

	H	A	N	Total
Austin Peay	-	-	-	0-0
Concordia Texas	-	-	-	0-0
Denver	0-1	-	-	0-1
Houston	1-1	0-2	0-1	1-4
Idaho	-	-	-	0-0
Louisiana Tech	0-1	-	0-1	0-2
New Mexico State	1-0	0-1	-	1-1
Rice	1-1	0-1	-	1-2
San Francisco	-	-	-	0-0
San Jose State	-	-	-	0-0
Seattle	-	-	-	0-0
TCU	0-1	0-2	-	0-3
Texas A&M-Corpus Christi	6-2	4-4	-	10-6
Texas-Pan American	1-0	-	-	1-0
Texas State	8-5	8-3	-	16-8
UNLV	1-0	0-2	-	1-2
Utah State	-	-	-	0-0
UT Arlington	9-3	4-8	2-2	15-13
Wichita State	1-2	0-2	-	1-4
William & Mary	-	-	-	0-0



Associate Head Coach

LUBOMYR LICHONCZAK

Idaho • 1978
11th Season

Lubomyr "Luby" Lichonczak enters his ninth season as associate head coach and 11th overall at UTSA. He serves as the program's scouting coordinator and team academic liaison along with assisting with scheduling and recruiting. He also coaches the post players.

Lichonczak concluded his 33rd year of collegiate coaching last season. He was instrumental in helping UTSA win back-to-back Southland Tournament Championships and NCAA Tournament appearances in 2008 and '09. Lichonczak also played an important role in helping UTSA capture its second Southland Regular Season Championship in 2009. The Roadrunners also posted consecutive 20-win seasons (2007-08/2008-09), including a school-record 24 in 2008-09.

Lichonczak has helped the Roadrunners rank among the top 50 in blocked shots each of the last two seasons. In 2010-11, UTSA led the Southland and ranked 45th in the nation at 4.5 swats per contest and that average went up to 4.8 bpg last season to rank 37th.

Under Lichonczak's guidance, forwards Ashleigh Franklin and Onika Anderson earned a total of four all-conference nods in just two years apiece. Both rank in the school's all-time top 11 for rebounding and top 25 in scoring and the pair capped their careers with outstanding performances in the Southland Tournament. Anderson was named the event's Most Valuable Player in 2009, while Franklin set a single-game tournament record with 15 free throws made in the 2011 opener against Sam Houston State en route to earning all-tournament accolades.

He served as an assistant coach for the Women's National Basketball Association's (WNBA) Washington Mystics during the 2009 season and as an

advance scout for the San Antonio Silver Stars in 2010. During his stay with the Mystics, he guided the team to a 16-18 record and earned the No. 4 seed of the WNBA Eastern Conference Playoffs, the Mystics' first postseason appearance since 2006.

During the summer of 2007, he was an assistant coach for the Nigerian national team, where mentored former UTSA standout Vivian Ewalefo. Lichonczak also served as an advance scout for the WNBA's Indiana Fever and Minnesota Lynx.

Lichonczak began his head coaching career at Radford from 1990-2001, where he guided the Highlanders to a half dozen Big South Conference titles and three NCAA Tournament appearances. In 1992, he was named the Big South Conference Coach of the Year after leading his team to a 20-9 overall record and an 11-1 league ledger. During his 11-year stint at Radford, Lichonczak tallied 159 victories, including a Big South mark of 99-59 (.627).

Lichonczak also served as an assistant coach at Ohio State for five seasons, where he helped guide the Buckeyes to four Big Ten Conference titles from 1982-85. He also has served as an assistant coach at Texas A&M, Old Dominion and Idaho.

At Texas A&M, he worked with current UTSA Athletics Director Lynn Hickey from 1987-90, serving as the scouting and recruiting coordinator and assisting with floor coaching responsibilities.

At Old Dominion, he helped lead the Monarchs to the 1987 Sun Belt Conference Championship and a berth in the NCAA Tournament.

Lichonczak began his coaching career at his alma mater, Idaho. The Vandals were AIAW Division II Tournament participants in 1980. He served as associate head coach at Colorado State from 2001-02 and helped the team win the Mountain West Regular Season Championship and the Rams earned a trip the 2002 NCAA Tournament.

Lichonczak received his master's degree in athletics administration from Ohio State in 1985. He and his wife, Maryann, have a son, Yov, and one daughter, Nika.



Assistant Coach

DEIDRA JOHNSON

Oklahoma State • 2004
First Season

Deidra Johnson is in her first season as an assistant coach at UTSA.

Johnson comes to UTSA after spending the previous two seasons as an assistant coach at Marshall, where she also served as the recruiting coordinator during the 2011-12 campaign. In addition to her duties as recruiting coordinator, Johnson coached the guards and the group accounted for the top six scorers on the team. The unit also hit 32 percent of its 3-point attempts, which led Conference USA, and the group helped the Thundering Herd hold their opponents to just 56.1 points per game by averaging 10.5 steals per contest.

Johnson mentored the team's post players in her first season, including Tynikki Crook, who was named second-team all-conference after leading the circuit in scoring at 16.2 ppg.

Before departing after a pair of seasons at Chipola (Fla.) College, Johnson signed the No. 3 recruiting class in the country and coached 10 players that earned Division I scholarships and three that went on to play professionally, including Latoya Williams, recently of the WNBA's San Antonio Silver Stars. She also coached guards and helped coordinate recruiting during the 2007-08 season at Coffeyville (Kan.) Community College.

Johnson began her collegiate career at the University of Arkansas-Fort Smith, where she was named first-team All-NJCAA Region VI and first-team All-NJCAA Bi-State East. After graduating with an associate's degree in 2002, she continued her playing career at Oklahoma State the next two seasons. The McNeil, Ark., native earned a spot on the Big XII Commissioner's Honor Roll and National Dean's

List before graduating with a bachelor's degree in sociology in 2004.

In addition, Johnson worked for the Boy's and Girls Club of El Dorado (Ark.) from 2005-07.

She served as the Teen-Center Director for two years while also working as the SMART Girls Program Director in her final year with the organization.

Johnson began her collegiate career at the University of Arkansas-Fort Smith, where she was named first-team All-NJCAA Region VI and first-team All-NJCAA Bi-State East. After graduating with an associate's degree in 2002, she continued her playing career at Oklahoma State the next two seasons. The McNeil, Ark., native earned a spot on the Big XII Commissioner's Honor Roll and National Dean's List before graduating with a bachelor's degree in sociology in 2004.



Assistant Coach

KC COWGILL

Missouri State • 2005
Fourth Season

A former standout player at Nebraska and Missouri State, KC Cowgill is in her first season as an assistant coach for UTSA and fourth year on the Roadrunners staff overall.

Cowgill spent the previous three campaigns as the program's director of operations. She was in charge of team travel, film exchange, community service outings and she oversaw the squad's student managers during that time.

The Grand Island, Neb., native was an assistant coach at Western Illinois during the 2008-09 season. Her responsibilities included working with the guards, recruiting, scouting and team travel. She was instrumental in working with Amanda Walker, who earned honorable mention All-Summit League honors in 2009.

Prior to Western Illinois, Cowgill spent two seasons as an assistant coach at Centenary from 2006-08. She previously served as an assistant coach with Kickapoo High School in Springfield, Mo., in 2006.

Cowgill was a two-year letterwinner at Missouri State from 2003-05. The two-time team captain appeared in 65 games (12 starts) and was part of the Bears squad that won the 2005 Missouri Valley Conference Championship and the Women's National Invitational Tournament. She was tabbed 2004 Missouri Valley Newcomer of the Year after helping lead Missouri State to a regular season and tournament conference championship and an NCAA appearance.

Before joining the Bears, Cowgill played her first two collegiate seasons at Nebraska, where she was named team captain in 2001-02. She played in 47 contests, including 22 starts, for the Huskers. Cow-

gill scored 271 points and collected 109 rebounds in her two seasons.

A 2000 graduate of Grand Island Catholic Central High School, Cowgill excelled in three sports and was named Nebraska's Athlete of the Year in 1999-2000. During that year, she was named to Nebraska's Super State First Team in basketball and still stands as the state's second all-time leading scorer (2,427 points).



Director of Operations

ANGELO HILL

Washington State • 1981
First Season

Angelo Hill is in his first season as director of operations for the UTSA women's basketball program. He is in charge of team travel, film exchange, community service outings and the squad's student managers.

Hill brings more than 20 years of coaching experience to the Alamo City.

The Casper, Wyo., native was the head coach of New Zealand's 18U national team last season and was a teacher in charge of basketball instruction at Opunake High School for the past four years.

While overseas, Hill also was an assistant coach for the men's 17U national team in 2011 and the head coach for the Taranaki Mountain Airs professional men's team from 2009-10.

Prior to that, he spent five seasons from 2003-08 as the head women's coach at Casper (Wyo.) College. Hill compiled a 101-56 record with the Thunderbirds, which was an average 20 wins per year.

He led Casper to three consecutive Wyoming Community College Athletic Conference (WCCAC) Championships from 2004-07 and was named 2007 Region IX and WCCAC Coach of the Year

after leading the squad to a Region IX title and a No. 12 national ranking.

Hill also served as an assistant at Casper from 1990-92 in between coaching stints in New Zealand.

Before getting into the coaching ranks, he played four seasons (1976-78, '79-81) at Washington State under head coach George Raveling.

As a junior, Hill helped the Cougars to a 22-6 record and an NCAA Tournament appearance, which was the school's first since 1941.

He averaged 12.1 points and 6.2 rebounds per game as a senior in addition to shooting 51.8 percent from the field and 71.3 percent from the free-throw line.

Hill graduated from Washington State in 1981 with bachelor's degrees in liberal arts and humanities and physical education.

He and his wife, Michelle, have two sons, Corban and Nico.

Support Staff



Brenna Ellis
Athletic Trainer



Arnesia Gary
Student Manager



Ashton Gulczewski
Student Manager



Audrenee Hunt
Student Manager



Destiny Jones
Student Athletic Trainer



Jesus Ontiveros
Student Manager



University President

DR. RICARDO ROMO

Texas • 1967

Ricardo Romo is the fifth president of The University of Texas at San Antonio, one of the fastest growing institutions of higher education in Texas and the nation. During his tenure as president, which began in May 1999, UTSA has become an institution of first choice for students seeking a university degree.

Under his leadership, student enrollment has risen to more than 31,000, representing 68 percent growth in enrollment. The university has added numerous programs and facilities to enhance student life and expand its research capacity. UTSA was named one of the state's emerging research universities by the Texas Legislature with annual research expenditures of \$56 million and sponsored program expenditures of \$70 million for fiscal year 2010, representing a six-fold increase in expenditures during Romo's tenure.

A San Antonio native who grew up on the city's West Side, Romo graduated from Fox Tech High School before attending the University of Texas at Austin on a track scholarship. At UT Austin, he was the first Texan to run the mile in less than four minutes, a record that lasted 41 years.

He earned a bachelor's degree in education from UT Austin (1967) and holds a master's degree in history from Loyola Marymount University (1970). Additionally, Romo earned a Ph.D. in history from the University of California, Los Angeles (1975). A nationally respected urban historian, Romo is the author of "East Los Angeles: History of a Barrio," now in its ninth printing (one in Spanish).

Romo began his academic career teaching social studies from 1967 to 1970 at Franklin High School in Los Angeles. He went on to teach at the University of California at San Diego (1975-1979) and the University of Texas at Austin (1980-1999). He was a visiting professor at University of California, Berkeley in 1985 and visiting scholar with the Stanford University Center for Advanced Studies in Behavioral Sciences (1989-1990). In 1993, he became vice provost for undergraduate education at UT Austin before becoming president of UTSA in 1999.

Romo has received numerous awards and recognitions including 2006 Outstanding Friar Alumnus from the UT Austin Friar Society and the Isabel la Catolica award, the highest award given to non-Spanish subjects, bestowed upon him in 2007 by King Juan Carlos of Spain. In 2008, Romo received the Distinguished Alumnus Award from the Texas Exes Alumni Association.

In 2010, he received the San Antonio North Chamber Gov. Dolph Briscoe Salute to Excellence Award. In 2011, Romo was presented the Council for Advancement and Support of Education (CASE) Chief Executive Leadership Award for transforming UTSA from a regional campus into an emerging Tier One research university. In February 2012, Romo received the Colonel W.T. Bondurant Sr. Distinguished Humanitarian Award from the



Members of the 2001 San Antonio Sports Hall of Fame Class from left to right: Robert Quiroga, Rudy Davalos, Nelson Wolff and Dr. Ricardo Romo

San Antonio Academy of Texas Alumni Council.

With a strong commitment to serve the community, Romo has served on a range of regional, national and international boards. He is vice chair of the Southwest Research Institute Board of Directors and on the boards of the American Council of Education, Philosophical Society of Texas, Humanities Texas, Austin Museum of Art and United States-Mexico Commission for Educational and Cultural Exchange (COMEXUS). In May 2011, President Barack Obama appointed Romo to the President's Advisory Commission on Educational Excellence for Hispanics.

Romo is married to Harriett Romo, a UTSA professor of sociology. She also serves as director of the UTSA Mexico Center and the Bank of America Child and Adolescent Policy Research Institute (CAPRI). Both first-generation college graduates, the Romos have a son, Carlos, who earned degrees from Stanford University and the University of Texas School of Law. Their daughter, Anadelia, a graduate of Princeton University, received a doctoral degree from Harvard University and teaches at Texas State University.

The Romos are avid art collectors. Their private art collection is particularly strong in works on paper by Chicana/o and U.S. Latino artists with a regional focus on Texas and the Southwest. The collection includes works by Luis Jimenez, Carmen Lomas Garza, Cesar Martinez and Vincent Valdez, as well as print suites from Self Help Graphics and Coronado Studio.

A talented photographer, Romo's photos have been included in numerous regional art exhibits including "Havana," a collection of photos taken in Cuba, and "South Africa," a selection of his photos taken on a trip to rural South Africa. His "Small Town Texas" exhibit was displayed at the UTSA Institute of Texan Cultures.

An assortment of his photos were featured in China's most respected photography magazine, Popular Photography. Consequently, Romo recently returned from China where he and four other Texas photographers showed their work in the exhibit "Infinite Horizons: Visions of Texas," initiating a Texas-China cultural exchange program.



Director of Athletics

LYNN HICKEY

Ouachita Baptist • 1973

Lynn Hickey has made student-athlete welfare one of her top priorities as she continues to work to bring the UTSA Athletics Department to the upper echelon of the NCAA Division I standings.

Under Hickey's direction since 2000, UTSA has captured two Southland Conference Commissioner's Cups as the league's top athletics department and two men's and one women's all-sports trophies while consistently winning both team and individual academic and athletics awards in all 17 sports sponsored by the university.

One of Hickey's dreams to lead UTSA to the upper echelon of Division I Athletics was realized on Nov. 11, 2010, when the university received and accepted an invitation to join the Western Athletic Conference (WAC) beginning on July 1, 2012. Hickey's long-term goal of placing UTSA in a major conference was reached when Conference USA extended an invitation on May 4, 2012. The Roadrunners will move all 17 sports into that league on July 1, 2013.

Hickey has overseen the addition of three sports during her tenure. Women's golf and women's soccer were added in 2005 and 2006, respectively, and both programs have emerged as annual league championship contenders. On Dec. 18, 2008, UTSA's Athletics Initiative Business Plan was approved by the UT System Board of Regents, granting permission to start a football program. Hickey made a splash with the hiring of the first-ever head football coach, as two-time National Coach of the Year Larry Coker was introduced on March 6, 2009. The program kicked off its first season against Northeastern State on Sept. 3, 2011, to resounding success. The Roadrunners set NCAA start-up program records for inaugural game (56,743) and average home (35,521) attendance in six games at the 65,000-seat Alamodome.

The 2010-11 academic year will go down in history as arguably the most successful in school annals, as the Roadrunners claimed the Southland Commissioner's Cup and Women's All-Sports Trophy, five championships and the first-ever NCAA postseason victory. UTSA followed that with four more league titles during the 2011-12 campaign, giving the department 36 total championships since 2000-01.

Hickey has led the charge for UTSA and its hosting of numerous NCAA Championship events. Since her arrival on campus, UTSA has served as host institution for the 2001 NCAA Men's Basketball Midwest Regional, 2002 Women's Final Four, 2003 Men's Basketball South Regional, 2004 Men's Final Four, 2005 Women's Volleyball Championship, 2006 Women's Basketball South Regional, 2007 Men's Basketball South Regional, 2008 Men's Final Four, 2010 Women's Final Four, 2011 Men's Basketball Southwest Regional and 2011

Women's Volleyball Championship.

In 2007, Hickey was named to the NCAA Division I Men's Basketball Committee, one of the most prestigious appointments in all of collegiate athletics. The 10-member committee oversees administration of the NCAA Division I Men's Basketball Championship, including the selection and seeding of teams for the tournament. Hickey became just the second female ever selected to the committee, joining UNC Charlotte Athletics Director Judy Rose, who served from 1999-2003.

Hickey has been honored nationally and locally for her hard work at UTSA. She was named the National Association of Collegiate Women Athletics Administrators 2005 Division I-AAA Administrator of the Year. Hickey earned her second national award in June 2006 as the National Association of Collegiate Directors of Athletics/GeneralSports TURF Systems Division I-AAA West Region AD of the Year. The San Antonio Express-News tabbed her as its 2010 Sportswoman of the Year and she also was selected to and completed the Masters Leadership Program of San Antonio and Bexar County. In September 2011, she received the ATHENA Leadership from the North San Antonio Chamber of Commerce.

In serving as the fourth athletics director in UTSA history, Hickey assumed the lead athletics role at one of the youngest NCAA Division I universities in the country (UTSA began athletics competition in 1981). The only female Division I athletics director that oversees both men's and women's sports in the state of Texas, she served as President of the Southland from 2002-04 and as the league's representative to the NCAA Championship/Competition Cabinet. Hickey also was a member of the Women's Basketball Rules Committee from 2003-06, spending the last two years as chair.

Hickey came to San Antonio from Texas A&M University, where she served as senior associate athletics director/senior woman administrator from 1994-2000. At Texas A&M, her responsibilities included event management and marketing and promotions for 16 of the university's 19 Division I sports. She also represented the Big 12 Conference as a member of the NCAA Championship Cabinet.

From 1984-94, Hickey served as head women's basketball coach for Texas A&M. She directed the 1993-94 Aggies basketball team to the NCAA Tournament Sweet 16, becoming the lowest-seeded team to ever reach that milestone. Texas A&M finished the year ranked No. 19 in the CNN/USA Today Top 25 poll. Following the season, Hickey relinquished her coaching duties to accept the promotion to senior associate athletics director. She finished her coaching career with an overall mark of 279-167 in 15 years of collegiate coaching.

Before her stint at A&M, Hickey was head women's basketball coach at Kansas State University from 1979-84. She averaged more than 23 wins per season in posting a 125-39 (.762) record over five years and led the Wildcats to five consecutive national tournament berths. She was inducted into the Kansas State Athletics Hall of Fame in September 2004.

A native of Welch, Okla., Hickey graduated summa cum laude from Ouachita Baptist University in Arkadelphia, Ark., with a bachelor's degree in education. She was an All-American for OBU's nationally-ranked basketball team and a member of the USA National Team in 1973. Hickey and her husband, Bill, have one daughter, Lauren Nicole.

OPPONENTS

2012-13 OPPONENTS 44-47
THIS IS THE WAC 48



Texas-Pan American

7 p.m. • Nov. 9
 Convocation Center
 Series History: UTSA leads, 17-6
 Last Meeting: UTSA, 68-54 (12/21/11)

Location _____ Edinburg, Texas
 Founded _____ 1927
 Enrollment _____ 19,034
 President _____ Dr. Robert S. Nelsen
 Athletics Director _____ Chris King
 Nickname _____ Broncs
 Conference _____ Great West
 Arena _____ UTPA Fieldhouse (4,000)
 Website _____ utpabroncs.com
 2011-12 overall record _____ 13-17
 2011-12 conf. record _____ 5-5 (4th)
 Starters R/L _____ 3/2
 Letterwinners R/L _____ 8/5
 Head Coach _____ Denny Downing
 Alma Mater _____ Northwestern Okla. State (1989)
 Career Record (years) _____ 217-228 (22)
 Record at school (years) _____ 38-53 (3)
 Assistant Coaches _____ LaToya Howell
 _____ Kiera Hardy, Bruce Overton
 Basketball SID _____ Jonah Goldberg
 Office Phone _____ 956.665.2240
 E-mail _____ goldberjg@utpa.edu
 SID fax _____ 956.665.2261
 Press row phone _____ n/a

Concordia Texas

7 p.m. • Nov. 12
 Convocation Center
 Series History: First Meeting

Location _____ Austin, Texas
 Founded _____ 1926
 Enrollment _____ 2,500
 President _____ Dr. Thomas Cedel
 Athletics Director _____ Stan Bonewitz
 Nickname _____ Tornados
 Conference _____ American Southwest
 Arena _____ Concordia Fieldhouse (1,600)
 Website _____ athletics.concordia.edu
 2011-12 overall record _____ 23-5
 2011-12 conf. record _____ 18-3 (1st, West)
 Starters R/L _____ n/a
 Letterwinners R/L _____ n/a
 Head Coach _____ Rusty Rainbolt
 Alma Mater _____ Texas Tech (2005)
 Career Record (years) _____ 37-15 (2)
 Record at school (years) _____ same
 Assistant Coaches _____ Kelsey Steinhagen
 _____ Andrew Barba, Brittany Zamora
 Basketball SID _____ Matthew Chmura
 Office Phone _____ 512.313.4503
 E-mail _____ matthew.chmura@concordia.edu
 SID fax _____ 512.313.4599
 Press row phone _____ n/a

Texas A&M-Corpus Christi

7 p.m. • Nov. 16
 Convocation Center
 Series History: UTSA leads, 10-6
 Last Meeting: UTSA, 72-58 (2/22/12)

Location _____ Corpus Christi, Texas
 Founded _____ 1947
 Enrollment _____ 10,200
 President _____ Dr. Flavius Killebrew
 Athletics Director _____ Scott Lazenby
 Nickname _____ Islanders
 Conference _____ Southland
 Arena _____ American Bank Center (8,100)
 Website _____ goislanders.com
 2011-12 overall record _____ 9-20
 2011-12 conf. record _____ 5-11 (4th, West)
 Starters R/L _____ n/a
 Letterwinners R/L _____ 10/2
 Head Coach _____ Royce Chadwick
 Alma Mater _____ Southwestern Okla. State (1982)
 Career Record (years) _____ 561-302
 Record at school (years) _____ first season
 Associate Head Coach _____ Roxanne White
 Assistant Coaches _____ Geoff Grawn, LaToya Thomas
 Basketball SID _____ Amber Sleek
 Office Phone _____ 361.825.2831
 E-mail _____ amber.sleek@tamucc.edu
 SID fax _____ 361.825.3218
 Press row phone _____ 361.825.4972

Wichita State

1:05 p.m. • Nov. 18
 Charles Koch Arena
 Series History: WSU leads, 4-1
 Last Meeting: WSU, 69-56 (12/9/11)

Location _____ Wichita, Kan.
 Founded _____ 1895
 Enrollment _____ 15,100
 President _____ Dr. John Bardo
 Athletics Director _____ Dr. Eric Sexton
 Nickname _____ Shockers
 Conference _____ Missouri Valley
 Arena _____ Charles Koch Arena (10,502)
 Website _____ goshockers.com
 2011-12 overall record _____ 20-13
 2011-12 conf. record _____ 12-6 (3rd)
 Starters R/L _____ 3/2
 Letterwinners R/L _____ 8/4
 Head Coach _____ Jody Adams
 Alma Mater (year) _____ Tennessee (1994)
 Career Record (years) _____ 92-69 (5)
 Record at school (years) _____ 68-61 (4)
 Assistant Coaches _____ Kirk Crawford
 _____ Dana Eikenberg, Bridgette Gordon
 Basketball SID _____ Brian Petrotta
 Office Phone _____ 316.978.5535
 E-mail _____ bpetrotta@goshockers.com
 SID fax _____ 316.978.3336
 Press row phone _____ 316.978.3299

Austin Peay

7 p.m. • Nov. 223
 Convocation Center
 Series History: First Meeting

Location _____ Clarksville, Tenn.
 Founded _____ 1927
 Enrollment _____ 10,873
 President _____ Timothy Hall
 Athletics Director _____ Dave Loos
 Nickname _____ Lady Gavs
 Conference _____ Ohio Valley
 Arena _____ Dunn Center (7,257)
 Website _____ letsgopeay.com
 2011-12 overall record _____ 9-22
 2011-12 conf. record _____ 5-11 (t-8th)
 Starters R/L _____ 4/1
 Letterwinners R/L _____ 8/4
 Head Coach _____ Carrie Daniels
 Alma Mater _____ Austin Peay (1996)
 Career Record (years) _____ 72-115 (6)
 Record at school (years) _____ same
 Assistant Coaches _____ Brooke Armistead
 _____ Jerome Jackson
 Basketball SID _____ Cody Bush
 Office Phone _____ 931.221.7561
 E-mail _____ bushc@apsu.edu
 SID fax _____ 931.221.7562
 Press row phone _____ 931.221.7155

William & Mary

5 p.m. • Nov. 26
 Convocation Center
 Series History: UTSA leads, 11-3
 Last Meeting: UTSA, 41-33 (12/12/05)

Location _____ Williamsburg, Va.
 Founded _____ 1693
 Enrollment _____ 7,725
 President _____ W. Taylor Reveley, III
 Athletics Director _____ Terry Driscoll
 Nickname _____ Tribe
 Conference _____ Colonial Athletic Association
 Arena _____ Kaplan Arena
 Website _____ tribeathletics.com
 2011-12 overall record _____ 10-20
 2011-12 conf. record _____ 3-15 (12th)
 Starters R/L _____ 4/1
 Letterwinners R/L _____ 11/2
 Head Coach _____ Debbie Taylor
 Alma Mater _____ William & Mary (1986)
 Career Record (years) _____ 138-243 (13)
 Record at school (years) _____ same
 Assistant Coaches _____ Kelly Morrone
 _____ Will Ingersoll, Beth Bradley
 Basketball SID _____ Travis Lawson
 Office Phone _____ 757.221.3369
 E-mail _____ tlawson@wm.edu
 SID fax _____ 757.221.3344
 Press row phone _____ n/a

Houston

9 p.m. • Nov. 27
Hofheinz Pavillion
 Series History: UH leads, 17-1
 Last Meeting: UTSA, 70-59 (12/4/11)

Location _____ Houston, Texas
 Founded _____ 1927
 Enrollment _____ 39,820
 President _____ Dr. Renu Khator
 Athletics Director _____ Mack Rhoades
 Nickname _____ Cougars
 Conference _____ Conference USA
 Arena _____ Hofheinz Pavillion (8,479)
 Website _____ uhcougars.com
 2010-11 overall record _____ 3-26
 2010-11 conf. record _____ 2-14 (12th)
 Starters R/L _____ 3/2
 Letterwinners R/L _____ 4/8
 Head Coach _____ Todd Buchanan
 Alma Mater _____ Murray State (1995)
 Career Record (years) _____ 128-136 (9)
 Record at school (years) _____ 29-32 (2)
 Associate Head Coach _____ Wade Scott
 Assistant Coaches _ Ravon Justice, Leah Foster
 Basketball SID _____ Kyle Seay
 Office Phone _____ 713.743.9391
 E-mail _____ kseay@central.uh.edu
 SID fax _____ 713.743.9411
 Press row phone _____ 713.743.9414

San Francisco

2 p.m. • Dec. 2
Convocation Center
 Series History: First Meeting

Location _____ San Francisco, Calif.
 Founded _____ 1855
 Enrollment _____ 10,000
 President _____ Fr. Stephen J. Privett, S.J.
 Athletics Director _____ Scott Sidwell
 Nickname _____ Dons
 Conference _____ West Coast
 Arena _____ War Memorial Gym (4,800)
 Website _____ usfdons.com
 2011-12 overall record _____ 5-25
 2011-12 conf. record _____ 3-13 (9th)
 Starters R/L _____ n/a
 Letterwinners R/L _____ n/a
 Head Coach _____ Jennifer Azzi
 Alma Mater _____ Stanford (1990)
 Career Record (years) _____ 9-50 (2)
 Record at school (years) _____ same
 Assistant Coaches _____ Blair Hardiek
 _____ Molly Marrin, Shanele Stires
 Basketball SID _____ Kyle Seay
 Office Phone _____ 713.743.9391
 E-mail _____ kseay@central.uh.edu
 SID fax _____ 713.743.9411
 Press row phone _____ 713.743.9414

TCU

7 p.m. • Dec. 5
Daniel-Meyer Coliseum
 Series History: TCU leads, 4-0
 Last Meeting: TCU, 65-30 (11/14/11)

Location _____ Fort Worth, Texas
 Founded _____ 1873
 Enrollment _____ 9,518
 Chancellor _____ Dr. Victor J. Boschini, Jr.
 Athletics Director _____ Chris Del Conte
 Nickname _____ Horned Frogs
 Conference _____ Big 12
 Arena _____ Daniel-Meyer Coliseum (7,201)
 Website _____ gofrogs.com
 2011-12 overall record _____ 16-14
 2011-12 conf. record _____ 9-5 (3rd)
 Starters R/L _____ 4/1
 Letterwinners R/L _____ 8/3
 Head Coach _____ Jeff Mittie
 Alma Mater _____ Missouri Western (1989)
 Career Record (years) _____ 427-199 (20)
 Record at school (years) _____ 276-140 (13)
 Associate Head Coach _____ Brian Ostermann
 Assistants _____ Chris Johnson, Ebony Gilliam
 Basketball SID _____ Matt Hoover
 Office Phone _____ 817.257.7969
 E-mail _____ m.hoover@tcu.edu
 SID fax _____ 817.257.7964
 Press row phone _____ 817.257.7337

UNLV

1 p.m. • Dec. 8
Convocation Center
 Series History: UNLV leads, 4-1
 Last Meeting: UNLV, 74-67 (11/22/11)

Location _____ Las Vegas, Nev.
 Founded _____ 1957
 Enrollment _____ 27,500
 President _____ Neal Smatresk
 Athletics Director _____ Jim Livengood
 Nickname _____ Lady Rebels
 Conference _____ Mountain West
 Arena _____ Cox Pavilion (2,500)
 Website _____ UNLVrebels.com
 2011-12 overall record _____ 22-10
 2011-12 conf. record _____ 10-4 (2nd)
 Starters R/L _____ 2/3
 Letterwinners R/L _____ 7/4
 Head Coach _____ Kathy Oliver
 Alma Mater (year) _____ UNLV (1982)
 Career Record (years) _____ 292-274 (20)
 Record at school (years) _____ 60-66 (4)
 Associate Head Coach _____ Caitlin Collier
 Assistant Coaches _ Nikki Blue, Kalee Whipple
 Basketball SID _____ Mark Wasik
 Office Phone _____ 702.895.3208
 E-mail _____ mark.wasik@unlv.edu
 SID fax _____ 702.895.0989
 Press row phone _____ 702.895.3005

Rice

7 p.m. • Dec. 20
Tudor Fieldhouse
 Series History: Rice leads, 7-2
 Last Meeting: Rice, 71-46 (12/30/11)

Location _____ Houston, Texas
 Founded _____ 1891
 Enrollment _____ 6,082
 President _____ David W. Leebron
 Athletics Director _____ Rick Greenspan
 Nickname _____ Owls
 Conference _____ Conference USA
 Arena _____ Tudor Fieldhouse (5,750)
 Website _____ RiceOwls.com
 2011-12 overall record _____ 16-16
 2011-12 conf. record _____ 9-7 (t-3rd)
 Starters R/L _____ 2/3
 Letterwinners R/L _____ 8/6
 Head Coach _____ Greg Williams
 Alma Mater _____ Rice (1970)
 Career Record (years) _____ 306-255 (19)
 Record at school (years) _____ 105-116 (7)
 Assistant Coaches _____ Jae Cross
 _____ Taj McWilliams-Franklin, Shane Laffin
 Basketball SID _____ David Waxman
 Office Phone _____ 713.348.8874
 E-mail _____ dwxman@rice.edu
 SID fax _____ 713.348.6019
 Press row phone _____ 713.348.5638

Utah State

8 p.m. CT • Dec. 29 • Dee Glen Smith Spectrum
 6 p.m. • March 9 • Convocation Center
 Series History: First Meeting

Location _____ Logan, Utah
 Founded _____ 1888
 Enrollment _____ 28,994
 President _____ Stan Albrecht
 Athletics Director _____ Scott Barnes
 Nickname _____ Aggies
 Conference _____ Western Athletic
 Arena _ Dee Glen Smith Spectrum (10,270)
 Website _____ UtahStateAggies.com
 2011-12 overall record _____ 21-10
 2011-12 conf. record _____ 11-3 (2nd)
 Starters R/L _____ 3/2
 Letterwinners R/L _____ 7/7
 Head Coach _____ Jerry Finkbeiner
 Alma Mater _____ Southwest Nazarene (1980)
 Career Record (years) _____ 454-232 (21)
 Record at school (years) _____ first season
 Assistant Coaches _____ Robert Donaldson
 _____ Stu Sells, Micha Vandervort
 Basketball SID _____ Kara Fisher
 Office Phone _____ 435.797.1361
 E-mail _____ kara.irving@usu.edu
 SID fax _____ 435.797.2615
 Press row phone _____ n/a

San Jose State

6 p.m. CT • Jan. 7 • The Event Center
7 p.m. • March 7 • Convocation Center
Series History: First Meeting

Location _____ San Jose, Calif.
Founded _____ 1857
Enrollment _____ 26,796
President _____ Mohammad Qayoumi
Athletics Director _____ Gene Bleymaier
Nickname _____ Spartans
Conference _____ Western Athletic
Arena _____ The Event Center (5,000)
Website _____ *sjsuspartans.com*
2011-12 overall record _____ 11-19
2011-12 conf. record _____ 6-8 (t-4th)
Starters R/L _____ 1/4
Letterwinners R/L _____ 1/7
Head Coach _____ Tim La Kose
Alma Mater _____ Cal State Northridge (1991)
Career Record (years) _____ 358-171 (19)
Record at school (years) _____ 11-19 (1)
Assistant Coaches _____ Brannon Hays
_____ Mandi Carver, Cecilia Rusell-Nava
Basketball SID _____ Richard Stern
Office Phone _____ 408.924.1208
E-mail _____ richard.stern@sjsu.edu
SID fax _____ 408.924.1291
Press row phone _____ 408.924.6470

New Mexico State

7 p.m. • Jan. 3 • Convocation Center
7 p.m. CT • Feb. 2 • Pan American Center
Series History: Tied 3-3
Last Meeting: NMSU, 69-69 (11/19/06)

Location _____ Las Cruces, N.M.
Founded _____ 1888
Enrollment _____ 18,024
President _____ Barbara Couture
Athletics Director _____ Dr. McKinley Boston
Nickname _____ Aggies
Conference _____ Western Athletic
Arena _____ Pan American Center (12,482)
Website _____ *nmstatesports.com*
2011-12 overall record _____ 6-24
2011-12 conf. record _____ 3-11 (t-7th)
Starters R/L _____ n/a
Letterwinners R/L _____ 7/6
Head Coach _____ Mark Trakh
Alma Mater _____ Long Beach State (181)
Career Record (years) _____ 295-211 (17)
Record at school (years) _____ 6-24 (1)
Assistant Coaches _____ Tamara Inoue
_____ Aarika Hughes, Stacey Nichols
Basketball SID _____ TBD
Office Phone _____ 575.646.3269
SID fax _____ 575.646.2425
Press row phone _____ 575.646.3400

Denver

6 p.m. • Jan. 5 • Convocation Center
8 p.m. CT • Jan. 31 • Magness Arena
Series History: DU leads, 1-0
Last Meeting: DU, 58-55 (11/29/03)

Location _____ Denver, Colo.
Founded _____ 1864
Enrollment _____ 11,797
President _____ Robert D. Coombe
Athletics Director _____ Peg Bradley-Doppes
Nickname _____ Pioneers
Conference _____ Western Athletic
Arena _____ Magness Arena (7,200)
Website _____ *denverpioneers.com*
2011-12 overall record _____ 19-12
2011-12 conf. record _____ 11-5 (2nd, SBC West)
Starters R/L _____ 3/2
Letterwinners R/L _____ 10/2
Head Coach _____ Kerry Cremeans
Alma Mater _____ Florida (1994)
Career Record (years) _____ first season
Record at school (years) _____ first season
Assistant Coaches _____ Seth Kushkin
_____ Ashley Langford, Abby Waner
Basketball SID _____ Mike Kennedy
Office Phone _____ 303.871.7555
E-mail _____ michael.kennedy@du.edu
SID fax _____ 303.871.3890
Press row phone _____ 303.871.3922

UT Arlington

7 p.m. • Jan. 14 • College Park Center
6 p.m. • Feb. 11 • Convocation Center
Series History: UTA leads, 30-24
Last Meeting: UTA, 75-65 (3/3/12)

Location _____ Arlington, Texas
Founded _____ 1895
Enrollment _____ 33,500
President _____ James D. Spaniolo
Athletics Director _____ Jim Baker
Nickname _____ Mavericks
Conference _____ Western Athletic
Arena _____ College Park Center (7,000)
Website _____ *utamavs.com*
2011-12 overall record _____ 7-21
2011-12 conf. record _____ 5-11 (5th, SLC West)
Starters R/L _____ 4/1
Letterwinners R/L _____ 11/1
Head Coach _____ Samantha Morrow
Alma Mater _____ Texas Wesleyan (1981)
Career Record (years) _____ 71-78 (5)
Record at school (years) _____ same
Assistant Coaches _____ Karen Blair
_____ Kris Wood, Brion Raven
Basketball SID _____ Melissa Cebold
Office Phone _____ 817.272.7168
E-mail _____ mcebald@uta.edu
SID fax _____ 817.272.9524
Press row phone _____ 817.272.3759

Louisiana Tech

7 p.m. • Jan. 12 • Thomas Assembly Center
7 p.m. • Feb. 7 • Convocation Center
Series History: La Tech leads, 3-0
Last Meeting: La Tech, 82-72 (12/30/09)

Location _____ Ruston, La.
Founded _____ 1894
Enrollment _____ 11,500
President _____ Dr. Dan Reneau
Athletics Director _____ Bruce Van De Velde
Nickname _____ Lady Techsters
Conference _____ Western Athletic
Arena _____ Thomas Assembly Center (8,000)
Website _____ *latechsports.com*
2011-12 overall record _____ 17-15
2011-12 conf. record _____ 8-6 (3rd)
Starters R/L _____ 1/4
Letterwinners R/L _____ 6/6
Head Coach _____ Teresa Weatherspoon
Alma Mater _____ Louisiana Tech (2008)
Career Record (years) _____ 73-33 (4)
Record at school (years) _____ same
Assistant Coaches _____ David Caputo
_____ Sara Carter, Courtney Simmons
Basketball SID _____ Malcolm Butler
Office Phone _____ 318.257.3144
E-mail _____ mbutler@latech.edu
SID fax _____ 318.257.3757
Press row phone _____ 318.257.3144

Texas State

2 p.m. • Jan. 19 • Strahan Coliseum
TBD • Feb. 16 • Convocation Center
Series History: TXST leads, 30-28
Last Meeting: TXST, 87-67 (2/25/12)

Location _____ San Marcos, Texas
Founded _____ 1899
Enrollment _____ 34,113
President _____ Dr. Denise M. Trauth
Athletics Director _____ Dr. Larry Teis
Nickname _____ Bobcats
Conference _____ Western Athletic
Arena _____ Strahan Coliseum (7,200)
Website _____ *txstatebobcats.com*
2011-12 overall record _____ 17-14
2011-12 conf. record _____ 8-8 (3rd, SLC West)
Starters R/L _____ 4/1
Letterwinners R/L _____ 7/7
Head Coach _____ Zenarae Antoine
Alma Mater _____ Colorado State (1994)
Career Record (years) _____ 17-14 (1)
Record at school (years) _____ same
Associate Head Coach _____ Sue Serafini
Assistant Coaches _____ Chandra Dorsey, Katie Paganelli
Basketball SID _____ Rob Beuerlein
Office Phone _____ 512.245.4692
E-mail _____ rb60@txstate.edu
SID fax _____ 512.245.2967
Press row phone _____ 512.245.3370

Seattle

7 p.m. • Jan. 24 • Convocation Center
 9 p.m. CT • March 2 • Connolly Center
 Series History: First Meeting

Location _____ Seattle, Wash.
 Founded _____ 1898
 Enrollment _____ 7,755
 President _____ Fr. Stephen Sundborg, S.J.
 Athletics Director _____ Bill Hogan
 Nickname _____ Redhawks
 Conference _____ Western Athletic
 Arena _____ Connolly Center (1,050)
 Website _____ goseattleu.com
 2011-12 overall record _____ 20-12
 Starters R/L _____ 3/2
 Letterwinners R/L _____ 5/3
 Head Coach _____ Joan Bonvicini
 Alma Mater _____ Southern Connecticut State (1975)
 Career Record (years) _____ 646-352 (32)
 Record at school (years) _____ 34-58 (3)
 Associate Head Coach _____ Kristen O'Neill
 Assistant Coaches _____ Dorena Bingham, Shaquala Williams
 Basketball SID _____ Mollie Hanke
 Office Phone _____ 206.296.2490
 E-mail _____ hankem@seattleu.edu
 SID fax _____ 206.296.2154
 Press row phone _____ n/a

Idaho

7 p.m. • Jan. 24 • Convocation Center
 9 p.m. CT • Feb. 28 • Cowan Spectrum
 Series History: Idaho leads, 1-0
 Last Meeting: Idaho, 68-67 (12/14/84)


Location _____ Moscow, Idaho
 Founded _____ 1889
 Enrollment _____ 12,302
 President _____ Dr. Duane Nellis
 Athletics Director _____ Dr. Rob Spear
 Nickname _____ Vandals
 Conference _____ Western Athletic
 Arena _____ Cowan Spectrum (5,000)
 Website _____ govandals.com
 2011-12 overall record _____ 12-20
 2011-12 conf. record _____ 6-8 (4th)
 Starters R/L _____ 3/2
 Letterwinners R/L _____ 6/4
 Head Coach _____ John Newlee
 Alma Mater _____ San Diego State (1982)
 Career Record (years) _____ 179-184 (13)
 Record at school (years) _____ 51-71 (4)
 Assistant Coaches _____ Jordan Green
 _____ Christa Sanford, Kristi Zeller
 Basketball SID _____ Nick Heidelberg
 Office Phone _____ 208.885.0211
 E-mail _____ nheidelberg@uidaho.edu
 SID fax _____ 208.885.0255
 Press row phone _____ 208.885.0211



2013 WAC Women's Basketball Tournament

March 12-16

Orleans Arena • Las Vegas



Western Athletic Conference

After completing its 50th year of intercollegiate competition, the Western Athletic Conference continues to evolve and feature some of the nation's best programs. One thing that remains unchanged is the persistent nature of the schools in the WAC to advance their programs to contend at the top levels of the NCAA.

The WAC provides its student-athletes the chance to travel to scenic destinations and gain exposure in some of the nation's most diverse markets. In addition, the WAC's student-athletes work to achieve the highest levels of success with the academic support of their respective institutions.

The WAC has experienced tremendous success over the years. Since 2000, a total of 43 football teams have been invited to bowl games, including more than half of its teams in 2008 with a record-tying five. The conference has sent teams to BCS bowl games three times since 2006. In men's basketball, the WAC has sent at least two teams to the NCAA Tournament in 24 of the past 29 seasons. In baseball, the WAC has boasted two national champions since 2003. In women's basketball, Louisiana Tech basketball has played in all but three NCAA postseason tournaments during its history.

In 2001, the WAC partnered with ESPN for coverage of football and basketball giving the conference national exposure from one of the most respected broadcast entities in the country. The WAC also officially added WAC.tv in 2006 to give fans streaming internet access to many of its postseason championships including volleyball, soccer, swimming and diving, basketball, softball and baseball.

The WAC is the sixth oldest among the nation's 11 Division I-A conferences. Its history traces back to July 27, 1962, when the original six-team league of Arizona, Arizona State, Brigham Young, New Mexico, Utah and Wyoming began competition.

The first championship was held in November 1962, when Arizona won the men's cross country title and New Mexico followed with the first WAC football title. Arizona finished second in the NCAA College World Series and, less than three years later, Arizona State claimed the league's first NCAA title when the Sun Devils won the College World Series trophy. Fresno State was the last WAC school to

earn an NCAA team title when it won the College World Series in 2008.

Since 1962, several changes have occurred. UTEP and Colorado State became members in September 1967, while Arizona and Arizona State withdrew on June 30, 1978. The WAC then added San Diego State (1978), Hawai'i (1979) and Air Force (1980). Before 1990, the WAC sponsored championships only in men's sports. However, a merger with the High Country Athletic Conference formed a single conference under one administrative structure, and the 1990-91 athletic year was the first in which both men and women competed under the WAC name. Fresno State was added in 1992, and then in 1996, the women's programs from Air Force and Hawai'i along with six new schools (UNLV, Rice, San Jose State, SMU, TCU and Tulsa) came into the WAC. Air Force, Brigham Young, Colorado State, UNLV, New Mexico, San Diego State, Utah and Wyoming withdrew on June 30, 1999. Nevada (2000), Boise State (2001) and



Louisiana Tech (2001) were added while TCU withdrew following the 2000-01 season. In 2005, Idaho, New Mexico State and Utah State joined the WAC after Rice, SMU, UTEP and Tulsa withdrew. Boise State withdrew prior to the 2011-12 season. The current membership began on July 1, 2012 when the WAC added Denver, Seattle, UT-Arlington, UTSA and Texas State to replace withdrawing members, Fresno State, Hawai'i and Nevada.

The WAC has had just six commissioners in its history. Paul Brechler was named the first leader of the conference and held the position from 1962-1968. He was followed by Wiles Hallock (1968-71), Stan Bates (1971-80), Dr. Joe Kearney (1980-94), Karl Benson (1994-2012) and current interim commissioner Jeff Hurd (2012-present).

Presently, the WAC crowns team and individual champions in 19 sports - eight men's and 11 women's. For the men, there are championships in baseball, basketball, cross country, football, golf, tennis, indoor track and field and outdoor track and field. Championships for women are held in basketball, cross country, golf, gymnastics, soccer, softball, swimming and diving, tennis, indoor track and field, outdoor track and field and volleyball.

The WAC office has been located in the Denver area since the conference's inception with the exception of a two-year stay in Phoenix from 1964-66.

2011-12 SEASON REVIEW

2011-12 RESULTS	50
FINAL STATISTICS	51
GAME HIGHS	52
GAME-BY-GAME CAPSULES	52-57
SOUTHLAND REVIEW.....	58



2011-12 Season Results



Record	Overall	Home	Away	Neutral
All Games	8-21	7-10	1-11	0-0
Conference	4-12	3-5	1-7	0-0
Non-Conference	4-9	4-5	0-4	0-0

Date	Opponent	Score	Attend	High Points	High Rebounds
Nov. 11	Missouri	50-70	1,076	(10) Mannasha Bell (10) Kamra King	(8) Mannasha Bell
Nov. 14	at TCU	30-65	2,720	(13) Ashley Spaletta	(11) Mannasha Bell
Nov. 18	FIU	61-54	935	(16) Mannasha Bell	(8) Judy Jones (8) Whitney Wright
Nov. 22	at UNLV	67-74	416	(18) Ashley Spaletta	(10) Mannasha Bell (10) Whitney Wright
Nov. 25	South Alabama ^	42-54	568	(10) Whitney Wright	(7) Mannasha Bell
Nov. 26	Detroit ^	59-55	1,126	(16) Ashley Spaletta	(8) Mannasha Bell (8) Judy Jones
Nov. 30	at Southern California	56-74	414	(14) Simone Young	(6) Judy Jones (6) Whitney Wright (6) Simone Young
Dec. 4	Houston	70-59	761	(18) Simone Young	(16) Mannasha Bell
Dec. 9	Wichita State	56-69	766	(16) Ashley Spaletta	(8) Ashley Spaletta
Dec. 20	Creighton #	53-54	575	(17) Kamra King	(8) Ashley Gardner (8) Whitney Wright
Dec. 21	Texas-Pan American #	68-54	543	(18) Ashley Gardner	(8) Whitney Wright
Dec. 28	at SMU	65-69	447	(16) Simone Young	(8) Ashley Gardner
Dec. 30	Rice	46-71	536	(16) Judy Jones	(7) Judy Jones (7) Whitney Wright
Jan. 7	Sam Houston State *	50-63	520	(13) Judy Jones	(8) Judy Jones
Jan. 11	at Texas A&M-Corpus Christi *	58-38	894	(12) Judy Jones (12) Whitney Wright	(14) Judy Jones
Jan. 14	Stephen F. Austin *	50-46	648	(17) Kamra King	(5) Cori Cooper (5) Kamra King (5) Judy Jones
Jan. 18	at Northwestern State *	57-61	431	(13) Ashley Gardner	(13) Whitney Wright
Jan. 21	Texas State *	67-53	858	(18) Cori Cooper	(8) Whitney Wright
Jan. 28	at Sam Houston State *	55-67	321	(13) Kamra King	(9) Judy Jones
Feb. 1	at UT Arlington *	40-51	6,228	(12) Judy Jones	(8) Ijeoma Waturuocha
Feb. 4	Lamar	51-54	1,031	(11) Simone Young	(9) Judy Jones
Feb. 8	at Southeastern La. *	63-64	446	(15) Judy Jones	(17) Judy Jones
Feb. 11	at Stephen F. Austin *	64-73	721	(19) Judy Jones	(11) Judy Jones
Feb. 15	McNeese State *	54-65	804	(13) Kamra King (13) Ashley Gardner	(6) Jalisa Montgomery (6) Ashley Gardner (6) Judy Jones
Feb. 18	at Nicholls *	62-68	201	(21) Kamra King	(5) Judy Jones (5) Kamra King (5) Whitney Wright
Feb. 22	at Texas A&M-Corpus Christi *	72-58	1,296	(17) Cori Cooper	(10) Judy Jones
Feb. 25	at Texas State *	67-87	1,195	(21) Kamra King	(16) Cori Cooper
Feb. 29	Central Arkansas *	50-62	685	(12) Lyndi Thorman (12) Ashley Gardner	(7) Lyndi Thorman
March 3	UT Arlington *	65-75	2,611	(29) Judy Jones	(11) Judy Jones

^ UTSA Thanksgiving Classic (San Antonio, Texas)

UTSA Holiday Classic (San Antonio, Texas)

* Southland Conference game

Attendance Summary	Games	Totals	Avg/Game
Home	17	15,339	902
Away	12	14,443	1,203
Total	29	23,545	1,027

2011-12 Final Statistics

## Player	GP-GS	Min	TOTAL			3-PTS			REBOUNDS			PF	FO	A	TO	Blk	Stl	Pts-Avg	
			Avg	FG-FGA	Pct	3FG-FGA	Pct	FT-FTA	Pct	Off-Def	Tot								Avg
10 King, Kamra	29-28	1014	35.0	79-231	.342	33-118	.280	111-145	.766	10-74	84	2.9	66	1	56	75	6	56	302-10.4
Conference-Only...16-15	563	35.2	47-140	.336	20-74	.270	65-87	.747	8-49	57	3.6	37	0	34	40	3	23	179-11.2	
01 Jones, Judy	29-17	784	27.0	97-272	.357	1-13	.077	99-165	.600	55-147	202	7.0	103	8	52	121	28	53	294-10.1
Conference-Only...16-8	454	28.4	60-153	.392	1-9	.111	65-112	.580	42-94	136	8.5	62	5	36	60	12	28	186-11.6	
22 Gardner, Ashley	20-20	658	32.9	64-194	.330	20-62	.323	25-28	.893	39-74	113	5.7	30	1	28	49	12	16	173-8.7
Conference-Only...16-16	513	32.1	48-156	.308	16-54	.296	21-24	.875	30-58	88	5.5	23	0	24	40	8	11	133-8.3	
33 Bell, Mannasha	9-9	254	28.2	26-70	.371	0-1	.000	22-40	.550	31-39	70	7.8	20	1	3	20	4	14	74-8.2
Conference-Only... 0-0	0	0.0	0-0	.000	0-0	.000	0-0	.000	0-0	0	0.0	0	0	0	0	0	0	0-0.0	
15 Young, Simone	28-24	809	28.9	55-202	.272	9-57	.158	56-80	.700	10-67	77	2.8	80	3	68	94	10	27	175-6.3
Conference-Only...16-12	463	28.9	28-102	.275	7-28	.250	18-27	.667	4-36	40	2.5	42	0	38	54	4	11	81-5.1	
32 Wright, Whitney	29-25	576	19.9	64-154	.416	3-23	.130	42-61	.689	43-122	165	5.7	114	13	12	66	48	14	173-6.0
Conference-Only...16-12	296	18.5	36-84	.429	1-7	.143	16-22	.727	14-58	72	4.5	63	8	7	34	22	10	89-5.6	
24 Spaletta, Ashley	29-1	592	20.4	53-182	.291	40-152	.263	19-33	.576	16-55	71	2.4	34	1	23	34	5	19	165-5.7
Conference-Only...16-0	284	17.8	24-79	.304	18-64	.281	5-12	.417	5-33	38	2.4	20	1	14	19	3	10	71-4.4	
55 Cooper, Cori	27-15	386	14.3	48-99	.485	0-0	.000	32-43	.744	59-31	90	3.3	64	3	10	35	2	14	128-4.7
Conference-Only...16-15	303	18.9	37-81	.457	0-0	.000	24-31	.774	51-27	78	4.9	45	2	9	26	1	12	98-6.1	
04 Montgomery, Jalisa	27-3	262	9.7	35-79	.443	0-0	.000	13-29	.448	25-43	68	2.5	46	0	6	34	8	9	83-3.1
Conference-Only...15-0	137	9.1	20-41	.488	0-0	.000	11-18	.611	14-32	46	3.1	22	0	3	19	8	5	51-3.4	
34 Thorman, Lyndi	27-1	281	10.4	17-65	.262	1-7	.143	14-20	.700	20-38	58	2.1	25	0	4	15	13	6	49-1.8
Conference-Only...14-1	127	9.1	11-33	.333	1-3	.333	4-8	.500	7-17	24	1.7	12	0	2	2	8	4	27-1.9	
30 Waturuocha, Ijeoma	21-2	116	5.5	9-36	.250	0-9	.000	7-13	.538	14-22	36	1.7	7	0	1	8	1	2	25-1.2
Conference-Only... 9-1	44	4.9	2-15	.133	0-5	.000	3-7	.429	3-9	12	1.3	3	0	0	2	1	0	7-0.8	
11 Menz, Jenny	16-0	68	4.3	2-12	.167	1-5	.200	2-3	.667	4-4	8	0.5	7	0	2	5	1	2	7-0.4
Conference-Only... 6-0	16	2.7	1-5	.200	1-3	.333	0-0	.000	0-2	2	0.3	1	0	1	1	0	0	3-0.5	
TM TEAM.....										55-45	100	3.4	1		5				
Conference-Only...										33-23	56	3.5	0		2				
Total.....	29	549	1596	.344	108-447	.242	442-660	.670	381-761	1142	39.4	597	31	265	561	138	232	1648-56.8	
Conference-Only...	16	314	889	.353	65-247	.263	232-348	.667	211-438	649	40.6	330	16	168	299	70	114	925-57.8	
Opponents.....	29	614	1626	.378	125-392	.319	454-681	.667	380-773	1153	39.8	564	-	290	501	88	245	1807-62.3	
Conference-Only...	16	332	894	.371	73-233	.313	248-375	.661	198-427	625	39.1	303	2	158	262	40	130	985-61.6	

Score By Periods	1st	2nd	Total
UTSA	742	906	1648
Opponents	819	988	1807



Team Comparison

	UTSA	Opponents
Scoring	1648	1807
Points per game	56.8	62.3
Scoring margin	-5.5	-
Field goals-att	549-1596	614-1626
Field goal pct	.344	.378
3-Point FG-att	108-447	125-392
3-point FG pct	.242	.319
3-point FG made per game	3.7	4.3
Free throws-att	442-660	454-681
Free throw pct	.670	.667
Free-throws made per game	15.2	15.7
Rebounds	1142	1153
Rebounds per game	39.4	39.8
Rebounding margin	-0.4	-
Assists	265	290
Assists per game	9.1	10.0
Turnovers	561	501
Turnovers per game	19.3	17.3
Turnover margin	-2.1	-
Assist/turnover ratio	0.5	0.6
Steals	232	245
Steals per game	8.0	8.4
Blocks	138	88
Blocks per game	4.8	3.0
Attendance	15,339	14,434
Home games-Avg/Game	17-902	12-1,203
Neutral site-Avg/Game	-	-

Team Game Highs

Points -- 72, vs. Texas A&M-Corpus Christi (02/22/12)
FGs made -- 25, (3x) last at Nicholls (02/18/12)
FG attempts -- 63, (3x) last vs. UT Arlington (03/03/12)
FG pct. -- .490 (25-of-51), at Nicholls (02/18/12)
3-pt. FGs made -- 8, at Stephen F. Austin (02/11/12)
3-pt. FG attempts -- 29, at TCU (11/14/11)
3-pt. FG pct. -- .444 (4-of-9), vs. Texas State (01/21/12)
FTs made -- 31, vs. FIU (11/18/11)
FT attempts -- 44, vs. FIU (11/18/11)
FT pct. -- .875 (7-of-8), vs. Sam Houston State (01/07/12)
Rebounds -- 52, vs. Houston (12/04/11)
Assists -- 16, at UNLV (11/22/11)
Steals -- 12, (2x) last vs. Creighton (12/20/11)
Blocks -- 14, vs. Texas-Pan American (12/21/11)
Turnovers -- 26, vs. South Alabama (11/25/11)
Fouls -- 31, at Southern California (11/30/11)

Individual Game Highs

Points -- 29, by Judy Jones vs. UT Arlington (03/03/12)
FGs made -- 9, by Judy Jones vs. UT Arlington (03/03/12)
FG attempts -- 18, by Judy Jones vs. UT Arlington (03/03/12)
FG pct. -- 1.000 (5-of-5), by Cori Cooper vs. Wichita State (12/09/11)
3-pt. FGs made -- 6, by Ashley Spaletta at UNLV (11/22/11)
3-pt. FG attempts -- 15, by Ashley Spaletta at TCU (11/14/11)
3-pt. FG pct. -- .750 (3-of-4), (3x) last by Ashley Gardner vs. Texas A&M-Corpus Christi (02/22/12)
FTs made -- 11, by Judy Jones vs. UT Arlington (03/03/12)
FT attempts -- 15, by Judy Jones vs. UT Arlington (03/03/12)
FT pct. -- 1.000 (8-of-8), by Kamra King vs. Houston (12/04/11)
Rebounds -- 17, by Judy Jones at Southeastern La. (02/08/12)
Assists -- 8, by Judy Jones vs. Texas A&M-Corpus Christi (02/22/12)
Steals -- 6, by Judy Jones vs. UT Arlington (03/03/12)
Blocks -- 6, by Whitney Wright vs. Texas-Pan American (12/21/11)

2011-12 Game-by-Game Capsules

Game 1
Missouri 70
UTSA 50
Nov. 11, 2011
Convocation Center

SAN ANTONIO — Missouri closed the first half on a 13-0 run to erase a three-point deficit and the Tigers defeated UTSA, 70-50, in the season opener for both squads.

Missouri 70 • 1-0														
#	Player	Total	3-Ptr	Rebounds	PF	TP	A	T	Bk	Stl	Min.			
FG-FGA	FG-FGA	FT-FTA	Off	Def	TS									
22	Brook, BreAnna	f 4-10	0-1	1-2	1	7	8	3	9	1	2	3	0	24
50	Flores, Christine	f 5-12	0-1	7-12	4	5	9	3	17	4	3	4	0	31
02	Gee, Bailey	g 4-7	1-3	2-3	0	4	4	2	11	2	1	1	1	34
15	Simmons, Kylee	g 0-2	0-2	1-2	1	3	4	1	1	1	0	0	0	25
32	Priede, Liene	g 7-12	4-6	0-1	1	1	2	3	18	2	1	0	0	33
03	Fowler, Bree	0-4	0-0	0-0	1	2	3	0	0	0	2	0	2	8
05	Spietz, Paige	0-0	0-0	0-0	0	0	0	0	0	0	0	0	0	3
12	Niemann, Tori	1-1	1-1	0-0	0	1	1	1	3	1	0	0	0	8
24	Flynn, Maggie	0-0	0-0	0-0	0	0	0	1	0	1	1	0	1	2
30	Eye, Morgan	3-5	1-2	1-2	1	3	4	1	8	4	2	0	2	22
45	Smith, Liz	1-2	0-0	1-2	1	2	0	3	0	3	0	0	0	10
Totals		25-55	7-18	13-24	13	31	44	18	70	16	16	8	6	200
FG % 1st half:		12-29	41.4%	2nd half:	13-26	50.0%	Game:		25-55	45.5%	Deadball			
3FG % 1st half:		3-9	33.3%	2nd half:	4-9	44.4%	Game:		7-18	38.9%	Rebounds			
FT % 1st half:		2-7	28.6%	2nd half:	11-17	64.7%	Game:		13-24	54.2%	4.1			
UTSA 50 • 0-1														
#	Player	Total	3-Ptr	Rebounds	PF	TP	A	T	Bk	Stl	Min.			
FG-FGA	FG-FGA	FT-FTA	Off	Def	TS									
01	Jones, Judy	f 2-9	0-1	2-2	0	3	3	2	6	1	3	0	1	22
33	Bell, Mannasha	f 5-9	0-0	9-9	4	4	8	4	10	0	1	0	3	34
02	Wright, Whitney	c 3-8	1-3	1-2	2	5	7	4	8	1	2	2	1	25
10	King, Kamra	g 3-10	0-6	3-4	0	5	2	10	2	0	2	0	2	40
15	Young, Simone	g 0-6	0-3	1-4	1	1	2	3	1	1	3	1	1	25
04	Montgomery, Jalisia	1-5	0-0	0-0	1	0	1	4	2	1	2	0	2	11
11	Menz, Jenny	0-2	0-1	2-3	1	1	2	0	2	1	0	0	1	9
24	Spaletta, Ashley	2-7	2-7	0-0	2	0	2	0	4	0	3	0	0	18
30	Waturuocha, Ijeoma	0-3	0-1	3-4	0	1	1	0	3	0	0	0	0	7
34	Thorman, Lyndi	0-1	0-0	2-2	2	3	1	2	0	2	0	0	0	7
55	Cooper, Cori	0-0	0-0	0-0	0	0	2	0	2	0	0	0	0	2
Totals		16-60	4-22	14-23	15	24	39	23	50	7	18	4	11	200
FG % 1st half:		8-27	29.6%	2nd half:	8-33	24.2%	Game:		16-60	26.7%	Deadball			
3FG % 1st half:		1-10	10.0%	2nd half:	3-12	25.0%	Game:		4-22	18.2%	Rebounds			
FT % 1st half:		3-8	37.5%	2nd half:	11-15	73.3%	Game:		14-23	60.9%	6			
Officials: Emie Solis, Julie Sharp, Treva Jones														
Technical fouls: Missouri-None, UTSA-None.														
Attendance: 1076														
Score by periods														
1st	2nd	Total	Points	In	Off	2nd	Fast	Break	Bench					
23	41	70	22	9	10	9	10	0	16					
20	30	50	22	9	10	9	10	0	16					
Last FG - MU 2nd-00:15, UTSA 2nd-00:05.														
Largest lead - MU by 24 2nd-09:12, UTSA by 4 1st-07:03.														
Score tied - 5 times.														
Lead changed - 4 times.														

Game 2
UTSA 30
TCU 65
Nov. 14, 2011
Daniel-Meyer Coliseum

FORT WORTH, Texas — Jazz Parker scored a game-high 14 points on 4-of-7 shooting and a 5-of-7 night from the free throw line to lead TCU to a 65-30 victory against UTSA.

UTSA 30 • 0-2														
#	Player	Total	3-Ptr	Rebounds	PF	TP	A	T	Bk	Stl	Min.			
FG-FGA	FG-FGA	FT-FTA	Off	Def	TS									
30	Waturuocha, Ijeoma	f 1-4	0-2	0-0	5	2	7	0	2	1	2	0	1	19
33	Bell, Mannasha	f 2-8	0-0	2-4	4	7	11	1	6	1	4	0	1	24
02	Wright, Whitney	c 0-6	0-3	1-2	0	7	7	3	11	0	3	0	1	21
10	King, Kamra	g 0-5	0-3	0-1	1	1	2	3	0	4	0	0	3	33
15	Young, Simone	g 0-6	0-2	0-0	1	1	2	1	0	1	3	1	0	14
11	Menz, Jenny	1-9	0-1	1-4	2	4	6	4	3	1	3	1	2	23
04	Montgomery, Jalisia	0-2	0-0	2	0	2	0	0	0	0	0	0	0	6
13	Ashmore, Diamond	0-1	0-1	0-0	0	0	0	1	0	0	0	0	0	8
14	Idom, Kamka	4-10	3-15	2-4	1	0	2	13	4	1	0	0	0	24
34	Thorman, Lyndi	0-2	0-0	2-2	4	4	8	2	2	0	0	0	0	14
55	Cooper, Cori	0-0	0-0	0-0	0	0	1	0	0	0	0	0	0	4
Totals		8-60	3-29	11-20	22	28	50	17	30	4	24	3	8	200
FG % 1st half:		4-33	12.1%	2nd half:	4-27	14.8%	Game:		8-60	13.3%	Deadball			
3FG % 1st half:		2-13	15.4%	2nd half:	1-16	6.3%	Game:		3-29	10.3%	Rebounds			
FT % 1st half:		3-8	37.5%	2nd half:	8-12	66.7%	Game:		11-20	55.0%	5			
TCU 65 • 1-1														
#	Player	Total	3-Ptr	Rebounds	PF	TP	A	T	Bk	Stl	Min.			
FG-FGA	FG-FGA	FT-FTA	Off	Def	TS									
22	GROSS, Delisa	f 3-5	0-2	2-2	0	5	7	2	8	2	0	1	1	18
24	VENTRESS, Netalie	f 4-8	1-2	0-1	0	1	1	0	9	3	1	0	1	23
21	LOVINGS, Latricia	c 3-4	0-0	4-10	2	5	7	3	10	1	1	4	2	22
01	THOMPSON, Antoinette	g 2-4	0-2	0-0	0	1	1	2	4	3	3	0	3	16
02	WILLIAMS, Whitney	g 2-7	1-4	0-0	0	3	3	2	5	3	4	0	0	31
04	PRINCE, Chelsea	3-6	2-4	0-0	1	5	6	1	8	4	3	1	1	24
25	HENSON, Meagan	0-1	0-0	0	0	1	0	0	0	0	0	0	0	5
23	MITTIE, Logan	0-2	0-2	0-0	1	2	3	0	0	1	0	0	0	10
25	PARKER, Jazz	4-7	1-1	5-7	2	1	3	2	14	0	1	0	1	14
33	WYNN, Brieisha	1-4	0-3	0-1	0	6	6	2	2	2	2	1	2	19
44	COLBERT, Ashley	2-7	0-0	1-2	2	2	4	3	5	0	0	0	1	18
Totals		24-55	9-21	12-23	10	32	42	18	65	17	16	8	11	200
FG % 1st half:		9-26	34.6%	2nd half:	15-29	51.7%	Game:		24-55	43.6%	Deadball			
3FG % 1st half:		4-8	50.0%	2nd half:	4-13	30.8%	Game:		5-21	23.8%	Rebounds			
FT % 1st half:		7-10	70.0%	2nd half:	5-13	38.5%	Game:		12-23	52.2%	4.2			
Officials: Gauri Parth, Nichol Murray, Robert Strong														
Technical fouls: UTSA-None, TCU-None.														
Attendance: 2720														
Score by periods														
1st	2nd	Total	Points	In	Off	2nd	Fast	Break	Bench					
13	19	30	22	9	10	9	10	0	16					
26	39	65	22	9	10	9	10	0	16					
Last FG - UTSA 2nd-02:26, TCU 2nd-02:44.														
Largest lead - UTSA None, TCU by 27 2nd-00:10.														
Score tied - 2 times.														
Lead changed - 0 times.														

Game 3
FIU 54
UTSA 61
Nov. 18, 2011
Convocation Center

SAN ANTONIO — Freshman Mannasha Bell scored 16 points, 10 of which came in the second half, to give UTSA a 61-54 win over Florida International for head coach Rae Rippetoe-Blair's 300th career victory at the Convocation Center.

FIU 54 • 1-2														
#	Player	Total	3-Ptr	Rebounds	PF	TP	A	T	Bk	Stl	Min.			
FG-FGA	FG-FGA	FT-FTA	Off	Def	TS									
23	Mansara, Finda	f 4-11	0-0	0-0	1	4	5	5	8	3	4	0	2	36
03	Labady, Zsafia	g 1-6	1-4	2-2	2	2	3	2	2	2	5	0	3	30
10	Hutlassa, Fanni	g 8-11	0-0	2-2	2	7	9	5	18	0	3	0	1	24
22	Coley, Jenica	g 6-13	0-1	2-2	2	3	5	14	1	2	3	1	1	34
24	Milodovic, Carmen	g 2-4	0-0	0-0	0	3	4	4	1	3	3	0	3	38
13	Ashmore, Diamond	1-2	0-0	1-2	0	0	0	2	3	1	2	0	0	6
14	Idom, Kamka	0-3	0-0	2-2	0	3	3	2	2	0	2	0	0	15
21	Ort													

Game 4
UTSA 67
UNLV 74
Nov. 22, 2011

Thomas & Mack Center

LAS VEGAS — UTSA used a 15-4 run midway through the second half to grab its first lead of the game, but UNLV, behind a career-high 27 points off the bench from Mia Bell, was able to hold off the Roadrunners and take a 74-67 victory at the Thomas & Mack Center.



Official Basketball Box Score - Game Totals - Final Statistics
UTSA vs UNLV
11/22/11 5 pm at Las Vegas, Nev. (Thomas & Mack Center)

UTSA 67 • 1-3
Player stats table for Game 4 including points, rebounds, assists, and shooting percentages for UTSA and UNLV.

UNLV 74 • 5-0
Player stats table for Game 4 including points, rebounds, assists, and shooting percentages for UNLV and UTSA.

Officials: Marianne Karp, Darla Fouz, Carla Fujimoto
Technical fouls: UTSA-None, UNLV-None.
Attendance: 416

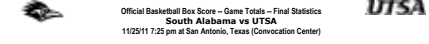
Score by periods: 1st 2nd Total
UTSA 24 23 67
UNLV 31 43 74

Last FG - UTSA 2nd-00:35, UNLV 2nd-02:55.
Largest lead - UTSA by 1 2nd-11:34, UNLV by 12 1st-13:06.

Game 5
South Alabama 54
UTSA 42
Nov. 25, 2011

Convocation Center

SAN ANTONIO — South Alabama erased a two-point halftime deficit with a 13-2 run in the second half to pull ahead and the Lady Jags scored a 54-42 victory against UTSA in the second game of the UTSA Thanksgiving Classic.



Official Basketball Box Score - Game Totals - Final Statistics
South Alabama vs UTSA
11/25/11 7:25 pm at San Antonio, Texas (Convocation Center)

South Alabama 54 • 4-1
Player stats table for Game 5 including points, rebounds, assists, and shooting percentages for South Alabama and UTSA.

UTSA 42 • 1-4
Player stats table for Game 5 including points, rebounds, assists, and shooting percentages for UTSA and South Alabama.

Officials: David Scroggins, Rick Gauer, Ivy Seales
Technical fouls: South Alabama-None, UTSA-None.
Attendance: 112

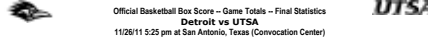
Score by periods: 1st 2nd Total
South Alabama 24 30 54
UTSA 18 24 42

Last FG - UTSA 2nd-04:22, UTSA 2nd-00:08.
Largest lead - USA by 14 2nd-07:58, UTSA by 6 1st-13:20.

Game 6
Detroit 55
UTSA 59
Nov. 26, 2011

Convocation Center

SAN ANTONIO — Freshman Ashley Spaletta hit four 3-pointers en route to 16 points and she led UTSA to a 59-55 victory against Detroit in the UTSA Thanksgiving Classic finale at the Convocation Center.



Official Basketball Box Score - Game Totals - Final Statistics
Detroit vs UTSA
11/26/11 5:25 pm at San Antonio, Texas (Convocation Center)

Detroit 55 • 0-6
Player stats table for Game 6 including points, rebounds, assists, and shooting percentages for Detroit and UTSA.

UTSA 59 • 2-4
Player stats table for Game 6 including points, rebounds, assists, and shooting percentages for UTSA and Detroit.

Officials: David Scroggins, Scott McDaniel, Djuana Harris
Technical fouls: Detroit-None, UTSA-None.
Attendance: 112

Score by periods: 1st 2nd Total
Detroit 22 33 55
UTSA 29 30 59

Last FG - DETROIT 2nd-00:09, UTSA 2nd-07:37.
Largest lead - DETROIT by 5 1st-12:45, UTSA by 11 2nd-11:38.

Game 7
UTSA 56
UNLV 74
Nov. 30, 2011

Galen Center

LOS ANGELES — USC broke open a close game early with a 13-2 run late in the first half and the Trojans earned a 74-56 victory against UTSA at the Galen Center.



Official Basketball Box Score - Game Totals - Final Statistics
UTSA vs USC
11/30/11 7 p.m. at Los Angeles, Calif. (Galen Center)

UTSA 56 • 2-5
Player stats table for Game 7 including points, rebounds, assists, and shooting percentages for UTSA and USC.

USC 74 • 3-3
Player stats table for Game 7 including points, rebounds, assists, and shooting percentages for USC and UTSA.

Officials: Penny Davis, Mitch Murray, Kenneth Nash
Technical fouls: UTSA-TEAR, USC-None.
Attendance: 614

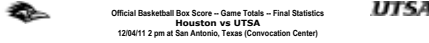
Score by periods: 1st 2nd Total
UTSA 20 36 56
USC 36 38 74

Last FG - UTSA 2nd-00:21, USC 2nd-00:52.
Largest lead - UTSA None, USC by 24 2nd-07:15.

Game 8
Houston 59
UTSA 70
Dec. 4, 2011

Convocation Center

SAN ANTONIO — Behind a season-high 18 points from junior Simone Young, UTSA bridged the first and second half with a 24-6 run to rally for a 70-59 victory against Houston. It was the program's first win against the Cougars in 18 all-time matchups.



Official Basketball Box Score - Game Totals - Final Statistics
Houston vs UTSA
12/04/11 2 pm at San Antonio, Texas (Convocation Center)

Houston 59 • 0-8
Player stats table for Game 8 including points, rebounds, assists, and shooting percentages for Houston and UTSA.

UTSA 70 • 3-5
Player stats table for Game 8 including points, rebounds, assists, and shooting percentages for UTSA and Houston.

Officials: Ernie Solis, Peter Contreras, Cynthia Clark
Technical fouls: Houston-None, UTSA-None.
Attendance: 761

Score by periods: 1st 2nd Total
Houston 34 25 59
UTSA 34 36 70

Last FG - HOU 2nd-00:35, UTSA 2nd-05:03.
Largest lead - HOU by 11 1st-07:57, UTSA by 11 2nd-00:16.

Game 9
Wichita State 69
UTSA 56
Dec. 19, 2011

Convocation Center

SAN ANTONIO — UTSA shot 52 percent from the field in the second half, but the Roadrunners committed 21 turnovers that led to 21 points for Wichita State and the Shockers left the Convocation Center with a 69-56 victory.



Official Basketball Box Score - Game Totals - Final Statistics
Wichita State vs UTSA
12/19/11 pm at San Antonio, Texas (Convocation Center)

Wichita State 69 • 4-5
Player stats table for Game 9 including points, rebounds, assists, and shooting percentages for Wichita State and UTSA.

UTSA 56 • 3-6
Player stats table for Game 9 including points, rebounds, assists, and shooting percentages for UTSA and Wichita State.

Officials: Connie Pardus, Rick Gauer, Fred Streubing
Technical fouls: Wichita State-None, UTSA-None.
Attendance: 766

Score by periods: 1st 2nd Total
Wichita State 36 33 69
UTSA 23 33 56

Last FG - WSU 2nd-00:07, UTSA 2nd-02:40.
Largest lead - WSU by 18 2nd-12:42, UTSA by 1 1st-15:16.

Game 10
Creighton 54
UTSA 53
Dec. 20, 2011
Convocation Center

SAN ANTONIO — UTSA closed the game on an 11-2 run, but it was not enough, as the Roadrunners fell just short in 54-53 setback against Creighton in the second game of the UTSA Holiday Classic.

Creighton 54 * 6-4		UTSA 53 * 3-7	
Total		3-Ptr	
FG-FGA		FT-FTA	
Rebounds		Rebounds	
Off Def Tot		Off Def Tot	
PF		PF	
A TO Blk Stl		A TO Blk Stl	
Min		Min	
02 Moore, Da'Nea	f 1-3 0-0 0-0 2 5 7 3 8 1 0 0 1 1 25	02 Jones, Judy	f 1-4 0-0 0-0 1 4 5 2 0 0 0 0 0 1 18
42 Nelson, Sarah	f 2-9 0-1 4-4 3 2 5 3 8 1 4 1 1 1 34	22 Gardner, Ashley	f 3-9 1-3 2-2 1 7 8 1 9 1 3 1 2 21
12 Jensen, Ally	f 7-13 3-6 0-0 3 4 7 2 17 1 2 1 1 35	33 Wright, Whitney	c 2-3 0-0 2-6 4 4 9 0 4 0 0 0 29
22 Tritz, Carli	g 6-16 1-1 1-3 1 1 2 1 14 3 6 1 2 33	09 King, Kamra	g 7-9 3-4 0-0 1 1 2 1 17 1 0 0 3 29
32 Garrison, Jordan	g 2-7 2-6 0-0 5 0 6 0 0 0 0 0 0 19	15 Young, Simone	g 3-11 0-4 0-1 0 3 3 4 6 4 3 1 2 35
05 Jensen, Sammy	0-0 0-0 0-0 0 0 0 0 0 0 0 0 0 3	04 Montgomery, Jalisa	2-4 0-0 0-0 1 2 2 0 4 1 0 0 14
11 Fujan, McKenzie	1-2 0-0 0-0 0 3 3 3 2 1 3 0 0 13	24 Spalletta, Ashley	0-4 0-4 1-2 0 1 1 1 2 1 0 3 24
24 Corbin, Jasmin	0-4 0-0 0-0 0 0 0 0 0 0 1 0 1 16	34 Thorman, Lyndi	2-5 0-1 1-2 1 1 2 1 5 0 3 0 20
44 Akin-Otoko, Alexis	0-2 0-1 3-4 1 1 2 0 3 2 0 1 0 10	Team	20-49 4-16 9-13 8 26 34 14 53 8 21 6 12 200
55 Kamphaus, Alyssa	1-2 0-0 0-0 0 0 0 2 2 0 0 0 0 9	Totals	20-49 4-16 9-13 8 26 34 14 53 8 21 6 12 200
Team	10-58 6-16 8-11 14 24 38 15 54 6 19 4 6 200	FG % 1st Half:	9-20 33.3%
Totals	20-58 6-16 8-11 14 24 38 15 54 6 19 4 6 200	3FG % 1st Half:	2-6 33.3%
FG % 1st Half:	9-20 33.3%	2nd half:	11-30 36.7%
3FG % 1st Half:	2-6 33.3%	Game:	20-58 34.5%
FT % 1st Half:	3-4 75.0%	2nd half:	5-7 71.4%
Game:	8-11 72.7%	Rebounds:	0

Creighton		UTSA	
Score by periods	1st 2nd Total	1st 2nd Total	
Creighton	23 31 54	23 31 54	
UTSA	18 35 53	18 35 53	

Officials: Rick Morris, Cynthia Clark, Britton Sherry
Technical fouls: Creighton-None; UTSA-None.
Attendance: 575

Game 11
Texas-Pan American 54
UTSA 68
Dec. 21, 2011
Convocation Center

SAN ANTONIO — UTSA held Texas-Pan American to 33 percent shooting from the floor and set a school-record with 14 blocks en route to a 68-54 victory in the finale of the Holiday Classic at the Convocation Center.

Texas-Pan American 54 * 4-11		UTSA 68 * 4-7	
Total		3-Ptr	
FG-FGA		FT-FTA	
Rebounds		Rebounds	
Off Def Tot		Off Def Tot	
PF		PF	
A TO Blk Stl		A TO Blk Stl	
Min		Min	
24 Jackson, Donna	f 1-3 0-0 7-10 1 2 3 4 9 1 3 0 0 28	04 Montgomery, Jalisa	f 2-2 0-0 0-2 1 0 1 4 4 0 0 0 1 10
32 Goodson, Keandra	f 6-16 0-0 2-2 6 4 10 3 14 2 2 3 1 31	30 Thorman, Lyndi	f 8-13 2-3 0-0 4 2 6 1 18 2 2 3 1 40
10 Torre, Bianca	g 1-2 0-1 0-0 0 1 1 3 10 1 2 0 1 29	33 Wright, Whitney	c 4-6 1-1 3-5 2 6 8 2 11 0 5 6 20 23
12 Simon, Franchesca	g 0-6 0-2 0-0 1 0 1 3 0 0 0 0 23	10 King, Kamra	g 2-5 2-3 2-2 1 2 3 2 8 1 2 0 0 24
32 Garner, Laquita	g 5-10 3-4 2-4 1 0 1 1 15 3 2 1 2 30	15 Young, Simone	g 3-7 0-1 5-6 0 5 1 11 6 2 2 3 37
01 Thompson, Jasmine	0-1 0-0 0-0 0 0 0 0 0 0 0 0 0 2	01 Jones, Judy	2-8 0-0 3-4 0 5 5 4 7 2 2 2 3 22
04 Patterson, Johndra	0-2 0-0 0-0 0 2 2 0 0 1 0 1 6	11 Menz, Jenny	1-2 0-0 0-0 0 0 0 0 2 0 0 0 3
21 Watson, Ashley	1-1 0-0 0-0 0 0 0 0 2 2 0 1 0 8	24 Spalletta, Ashley	0-5 0-4 1-2 0 1 1 4 1 0 0 0 18
15 Lewis, Erin	0-5 0-0 0-0 1 5 6 2 0 2 0 1 0 3	30 Waturuocha, Ijeoma	2-2 0-0 0-0 1 3 4 1 4 0 1 0 5
24 Woodley, Cassandra	2-2 0-0 2-4 2 4 0 0 0 0 0 0 0 12	34 Thorman, Lyndi	0-2 0-0 0-0 0 1 1 1 1 1 0 1 13
25 Boyles, Taquiyah	0-0 0-0 0-0 0 0 0 0 0 0 0 0 0 1	Team	24-52 4-12 16-23 12 27 39 16 68 12 16 14 8 200
Team	4 3 7 2 0 0 0 0 0 0 0 0 1	Totals	24-52 4-12 16-23 12 27 39 16 68 12 16 14 8 200
Totals	20-60 3-7 11-16 16 18 35 20 54 6 15 1 8 200	FG % 1st Half:	9-30 30.0%
FG % 1st Half:	9-30 30.0%	2nd half:	11-30 36.7%
3FG % 1st Half:	1-3 33.3%	Game:	20-60 33.3%
FT % 1st Half:	10-12 83.3%	2nd half:	4-5 80.0%
Game:	11-16 68.8%	Rebounds:	2

Texas-Pan American		UTSA	
Score by periods	1st 2nd Total	1st 2nd Total	
Texas-Pan American	29 25 54	29 25 54	
UTSA	23 45 68	23 45 68	

Officials: Rick Morris, Ivory Bickham, Britton Sherry
Technical fouls: Texas-Pan American-None; UTSA-None.
Attendance: 543

Game 12
UTSA 65
SMU 69
Dec. 28, 2011
Moody Coliseum

DALLAS — UTSA opened the second half on a 19-7 run to grab a 15-point advantage, but SMU countered with a 23-7 stretch and the Mustangs rallied for a 69-65 victory at Moody Coliseum.

UTSA 65 * 4-8		SMU 69 * 7-5	
Total		3-Ptr	
FG-FGA		FT-FTA	
Rebounds		Rebounds	
Off Def Tot		Off Def Tot	
PF		PF	
A TO Blk Stl		A TO Blk Stl	
Min		Min	
04 Montgomery, Jalisa	f 2-7 0-0 1-2 3 3 6 1 5 0 2 0 0 18	21 Elliott, Christine	f 2-8 0-0 7-8 3 5 8 2 11 1 2 0 0 18
22 Gardner, Ashley	f 5-10 1-2 2-2 3 5 8 5 13 1 1 0 2 36	04 Askew, Kristin	g 2-2 0-0 1-2 1 2 3 0 5 3 1 0 0 24
33 Wright, Whitney	c 3-7 0-1 0-0 3 3 6 5 13 1 0 0 0 29	22 Filmore, Alisha	g 3-9 1-1 9-12 0 5 5 1 16 5 1 0 4 35
10 King, Kamra	g 4-10 2-3 2-2 2 2 2 5 12 1 2 0 3 39	02 Raven	g 3-2 0-0 3-2 0 0 0 0 6 0 0 0 0 10
15 Young, Simone	g 5-14 1-5 5-6 1 6 7 5 16 3 4 0 2 32	33 Mahnesmith, Samantha	g 6-11 2-3 3-4 2 5 2 4 17 0 2 0 2 32
01 Jones, Judy	3-6 0-0 0-1 0 3 3 3 5 6 1 4 2 2 19	02 Hernandez, Kristin	1-6 1-3 5-7 0 2 2 2 8 0 3 0 1 20
11 Menz, Jenny	0-0 0-0 0-0 0 0 0 0 2 0 0 0 0 2	05 Spalitta, Ashley	2-6 0-0 3-6 4 7 3 7 1 1 0 0 21
24 Spalletta, Ashley	0-2 0-2 0-0 0 1 1 0 0 0 0 0 0 15	20 Brandenburg, Heidi	1-1 0-0 0-0 0 2 2 0 2 0 0 0 0 3
30 Waturuocha, Ijeoma	1-1 0-0 0-0 1 1 1 0 2 0 0 0 0 2	25 Johnson, Kyrel	0-1 0-0 0-0 1 2 1 0 0 0 0 0 13
34 Thorman, Lyndi	0-0 0-0 0-0 0 0 0 0 0 0 0 0 0 9	44 Singleton, Mallory	0-1 0-0 0-0 0 0 0 0 0 0 1 0 0 3
55 Cooper, Cori	1-2 0-0 3-3 2 2 0 2 5 0 0 1 0 6	Team	24-59 4-13 13-16 13 26 39 28 65 9 18 5 9 200
Team	4 3 7 2 0 0 0 0 0 0 0 0 1	Totals	24-59 4-13 13-16 13 26 39 28 65 9 18 5 9 200
Totals	24-59 4-13 13-16 13 26 39 28 65 9 18 5 9 200	FG % 1st Half:	10-30 33.3%
FG % 1st Half:	10-30 33.3%	2nd half:	14-29 48.3%
3FG % 1st Half:	3-6 50.0%	Game:	24-59 49.7%
FT % 1st Half:	7-9 77.8%	2nd half:	1-7 14.3%
Game:	4-13 30.8%	Rebounds:	2

UTSA		SMU	
Score by periods	1st 2nd Total	1st 2nd Total	
UTSA	30 35 65	30 35 65	
SMU	27 42 69	27 42 69	

Officials: Laune Porter, Robert Strong, D'Lyne Schertz
Technical fouls: UTSA-None; SMU-None.
Attendance: 467

Game 13
Rice 71
UTSA 46
Dec. 30, 2011
Convocation Center

SAN ANTONIO — UTSA got a season-high 16 points from sophomore Judy Jones, but it was not enough, as Rice led from start to finish in a 71-46 victory at the Convocation Center.

Rice 71 * 6-6		UTSA 46 * 4-9	
Total		3-Ptr	
FG-FGA		FT-FTA	
Rebounds		Rebounds	
Off Def Tot		Off Def Tot	
PF		PF	
A TO Blk Stl		A TO Blk Stl	
Min		Min	
14 Hypolite, Brianna	f 5-12 1-2 0-0 3 1 4 1 11 1 2 0 3 35	04 Montgomery, Jalisa	f 2-2 0-0 0-0 1 1 1 4 4 0 0 0 9
25 Ashford, Candace	c 3-3 1-2 3-3 1 2 3 2 8 1 1 2 0 20	22 Gardner, Ashley	f 0-6 0-0 0-0 0 0 0 0 3 0 0 0 3
01 Smart, D'Yonice	g 8-25 1-2 1-2 1 4 5 3 6 3 2 0 0 27	33 Wright, Whitney	c 2-8 1-2 2-4 2 5 7 5 10 0 2 0 22
05 Goswitz, Jessica	g 2-7 1-4 2-2 1 1 2 0 0 0 0 0 19	10 King, Kamra	g 3-6 1-4 2-7 1 1 1 1 11 1 0 4 4 0
04 McKinney, Arememope	g 3-7 0-0 1-2 1 0 1 2 7 2 2 0 1 17	15 Young, Simone	g 4-10 2-2 2-2 2 1 1 1 11 0 1 0 8
12 Carter, Britany	0-0 0-0 0-0 0 0 0 1 0 0 0 0 0 1	01 Jones, Judy	6-12 0-0 4-5 1 6 7 5 16 2 4 2 1 29
21 Maduka, Nakachi	2-3 0-0 0-0 2 1 3 3 4 0 2 0 0 14	11 Menz, Jenny	0-0 0-0 0-0 2 0 2 0 0 0 0 0 2
22 Adetula, Maya	0-1 0-0 0-0 0 0 0 2 0 0 0 0 0 6	24 Spalletta, Ashley	0-4 0-3 0-0 0 0 0 1 0 1 0 0 8
23 Moussa, Keem	0-0 0-0 0-0 0 0 0 2 1 1 0 0 0 2	30 Waturuocha, Ijeoma	0-2 0-1 0-0 0 2 2 1 0 0 0 0 6
31 Porter, Christal	0-2 0-0 2-2 1 6 7 1 2 2 0 2 0 1 13	34 Thorman, Lyndi	0-3 0-1 0-0 0 0 0 0 0 0 0 0 7
43 Rogers, Zoe	1-1 1-1 0-0 0 1 1 0 3 0 0 0 0 3	55 Cooper, Cori	0-0 0-0 0-0 0 0 0 2 0 0 0 0 1 6
Team	4 3 7 2 0 0 0 0 0 0 0 0 1	Team	16-53 4-13 10-18 9 21 30 30 46 5 21 6 6 200
Totals	26-65 5-12 14-19 20 31 51 17 71 10 19 7 11 200	Totals	16-53 4-13 10-18 9 21 30 30 46 5 21 6 6 200
FG % 1st Half:	12-32 37.5%	2nd half:	14-33 42.4%
3FG % 1st Half:	1-4 25.0%	Game:	16-53 40.0%
FT % 1st Half:	6-8 75.0%	2nd half:	8-11 72.7%
Game:	14-19 73.7%	Rebounds:	4

Rice		UTSA	
Score by periods	1st 2nd Total	1st 2nd Total	
Rice	31 40 71	31 40 71	
UTSA	23 23 46	23 23 46	

Officials: Scotty Sherman, Chet Martin, Ron Harris
Technical fouls: Rice-None; UTSA-None.
Attendance: 536

Game 14
Sam Houston State 63
UTSA 50
Jan. 7, 2012
Convocation Center

SAN ANTONIO — Sam Houston State rattled off a 13-0 first-half run for an early lead and the Bearkats cruised to a 63-50 victory against UTSA in the Southland Conference opener for both squads.

Sam Houston State 63 * 6-6, 1-0 SLC		UTSA 50 * 4-10, 0-1 SLC	
Total		3-Ptr	
FG-FGA		FT-FTA	
Rebounds		Rebounds	
Off Def Tot		Off Def Tot	
PF		PF	
A TO Blk Stl		A TO Blk Stl	
Min		Min	
10 Martin, Brittn	f 3-13 3-6 4-6 2 2 4 1 19 2 0 0 2 34	22 Gardner, Ashley	f 4-15 1-1 2-2 2 4 6 0 11 2 2 0 2 40
30 Thomas, Sequencia	f 3-11 0-2 3-4 4 7 11 2 9 0 3 3 0 28	34 Thorman, Lyndi	f 1-3 0-0 0-0 1 1 1 2 0 0 0 0 3
12 Beadle, Angela	c 6-10 0-0 1-2 5 7 7 2 0 1 1 0 20	33 Wright, Whitney	c 1-3 0-0 0-0 1 3 4 3 2 1 2 3 1 23
03 Johnson, Jasmine	g 0-11 1-3 1-1 1 6 7 0 10 0 2 0 1 32	10 King, Kamra	g 2-7 1-4 0-0 2 4 4 3 7 0 1 0 26
04 Smith, Chanice	g 2-7 0-1 3-4 2 3 5 0 7 2 2 0 0 28	15 Young, Simone	g 3-7 1-4 0-0 0 3 3 4 7 0 3 0 23
01 Clavelle, Kaysean	0-0 0-0 0-0 0 0 1 0 0 0 0 0 0 1	01 Jones, Judy	4-10 0-0 5-6 1 7 8 3 13 3 0 0 1 31
11 Echols, Khamira	1-5 1-3 0-0 1 3 4 1 3 0 1 0 0 18	11 Menz, Jenny	0-0 0-0 0-0 0 0 0 0 0 0 0 0 1
21 Willey, Jasmin	3-6 0-0 0-1 0 1 1 0 6 0 1 0 0 16	24 Spalletta, Ashley	0-3 0-2 0-0 0 2 2 0 3 1 1 0 22
34 Thorman, Lyndi	0-5 0-4 1-2 0 1 1 4 1 0 0 0 0 18	30 Waturuocha, Ijeoma	0-0 0-0 0-0 0 0 0 0 0 0 0 0 1
32 Carter, Nyha	1-1 0-0 0-0 3 0 3 0 2 0 3 1 1 11	55 Cooper, Cori	2-4 0-0 2-4 1 4 1 2 0 0 0 0 13
Team	5 4 9 0 0 0 0 0 0 0 0 0 1	Team	19-58 5-20 7-8 10 28 38 17 50 7 16 7 6 200
Totals	23-68 5-18 12-17 20 29 49 10 63 6 13 5 9 200	Totals	19-58 5-20 7-8 10 28 38 17 50 7 16 7 6 200
FG % 1st Half:	13-34 38.2%	2nd half:	10-34 29.4%
3FG % 1st Half:	2-7 28.6%	Game:	23-68 33.8%
FT % 1st Half:	7-7 100.0%	2nd half:	5-18 27.8%
Game:	12-17 70.6%	Rebounds:	2

Sam Houston State		UTSA	
Score by periods	1st 2nd Total	1st 2nd Total	
Sam Houston State	35 28 63	35 28 63	
UTSA	24 26 50	24 26 50	

Officials: Peter Contreras, Connie Paudie, Keith By
Technical fouls: Sam Houston State-None; UTSA-None.
Attendance: 520

Game 15
UTSA 58
Texas A&M-Corpus Christi 38
Jan. 11, 2012
American Bank Center

CORPUS CHRISTI, Texas — Sophomore Judy Jones recorded her first double-double of the season with 12 points and a career-high 14 rebounds and UTSA held Texas A&M-Corpus Christi to just 23.3 percent shooting from the field for its first Southland Conference victory of the season, 58-38.

UTSA 58 * 5-10, 1-1 SLC		Texas A&M-Corpus Christi 38 * 4-11, 0-2 SLC	
Total		3-Ptr	
FG-FGA		FT-FTA	
Rebounds			

Game 16
Stephen F. Austin 46
UTSA 50
Jan. 14, 2012
Convocation Center

SAN ANTONIO — Freshman Kamra King tied a season-high with 17 points to lead UTSA to a 50-46 victory against Stephen F. Austin. It marked the first time this season that the Roadrunners (6-10, 2-1 SLC) have posted consecutive wins.

Official Basketball Box Score - Game Totals - Final Statistics
Stephen F. Austin vs UTSA
01/14/12 2 pm at San Antonio, Texas (Convocation Center)

Box score for Game 16: Stephen F. Austin 46 vs UTSA 50. Includes player stats for 14 players and team totals.

Summary statistics for Game 16: FG % 1st Half: 8-17 47.1%, 3FG % 1st Half: 0-4 0.0%, FT % 1st Half: 3-7 42.9%.

Score by periods table for Game 16: 1st 13, 2nd 27, 3rd 46, 4th 50.

Last FG - SFA 2nd-00:41, UTSA 2nd-01:22. Largest lead - SFA None, UTSA by 10 1st-00:50.

Game 17
UTSA 57
Northwestern State 61
Jan. 18, 2012
Prather Coliseum

NATCHITOCHEs, La. — Northwestern State opened the second half on a 1-4-4 run to erase a three-point halftime deficit and the Lady Demons picked up their first Southland Conference victory of the year with a 61-57 win against UTSA.

Official Basketball Box Score - Game Totals - Final Statistics
UTSA vs Northwestern State
01/18/12 7 pm at Natchitoches, La. (Prather Coliseum)

Box score for Game 17: UTSA 57 vs Northwestern State 61. Includes player stats for 14 players and team totals.

Summary statistics for Game 17: FG % 1st Half: 10-25 40.0%, 3FG % 1st Half: 0-5 0.0%, FT % 1st Half: 7-12 58.3%.

Score by periods table for Game 17: 1st 27, 2nd 30, 3rd 57, 4th 61.

Last FG - UTSA 2nd-00:49, NWSA 2nd-00:29. Largest lead - UTSA by 11 1st-05:45, NWSA by 12 1st-09:39.

Game 18
Texas State 53
UTSA 67
Jan. 21, 2012
Convocation Center

SAN ANTONIO — Junior Cori Cooper recorded season highs with 18 points and seven rebounds to lead UTSA to a 67-53 victory against I-35 rival Texas State. The Roadrunners won their seventh consecutive game against the Bobcats, the longest such streak in program history.

Official Basketball Box Score - Game Totals - Final Statistics
Texas State vs UTSA
01/21/12 2 pm at San Antonio, Texas (Convocation Center)

Box score for Game 18: Texas State 53 vs UTSA 67. Includes player stats for 14 players and team totals.

Summary statistics for Game 18: FG % 1st Half: 4-26 15.4%, 3FG % 1st Half: 2-10 20.0%, FT % 1st Half: 11-15 73.3%.

Score by periods table for Game 18: 1st 28, 2nd 29, 3rd 57, 4th 67.

Last FG - TST 2nd-00:43, UTSA 2nd-01:26. Largest lead - TST None, UTSA by 16 1st-04:52.

Game 19
UTSA 55
Sam Houston State 67
Jan. 28, 2012
Johnson Coliseum

HUNTSVILLE, Texas — Sam Houston State scored 14 of Saturday's final 16 points and the Bearkats pulled away from UTSA late for a 67-55 victory at Johnson Coliseum.

Official Basketball Box Score - Game Totals - Final Statistics
UTSA vs Sam Houston State
01/28/12 2:00 pm at Huntsville, Texas (Johnson Coliseum)

Box score for Game 19: UTSA 55 vs Sam Houston State 67. Includes player stats for 14 players and team totals.

Summary statistics for Game 19: FG % 1st Half: 5-22 22.7%, 3FG % 1st Half: 1-5 20.0%, FT % 1st Half: 13-16 81.3%.

Score by periods table for Game 19: 1st 23, 2nd 21, 3rd 55, 4th 67.

Last FG - UTSA 2nd-02:56, SHSU 2nd-01:12. Largest lead - UTSA by 27 2nd-16:34, SHSU by 14 2nd-00:24.

Game 20
UTSA 40
UT Arlington 51
Feb. 1, 2012
College Park Center

ARLINGTON, Texas — UT Arlington opened the second half on a 12-2 run to open up a double-digit advantage and the Mavericks defeated UTSA, 51-40, in the first-ever game at the College Park Center.

Official Basketball Box Score - Game Totals - Final Statistics
UTSA vs UT Arlington
02/01/12 6 pm at Arlington, Texas (College Park Center)

Box score for Game 20: UTSA 40 vs UT Arlington 51. Includes player stats for 14 players and team totals.

Summary statistics for Game 20: FG % 1st Half: 7-23 30.4%, 3FG % 1st Half: 0-4 0.0%, FT % 1st Half: 5-11 45.5%.

Score by periods table for Game 20: 1st 24, 2nd 37, 3rd 40, 4th 51.

Last FG - UTSA 2nd-00:46, UTSA 2nd-00:29. Largest lead - UTSA by 11 1st-05:25, UTSA by 13 2nd-01:12.

Game 21
Lamar 54
UTSA 51
Feb. 4, 2012
Convocation Center

SAN ANTONIO — UTSA used a 20-2 second-half run to build a double-digit lead, but Lamar held the Roadrunners without a field goal for the final four minutes and Jason Henderson's 3-pointer in the final seconds lifted the Lady Cardinals to a 54-51 victory.

Official Basketball Box Score - Game Totals - Final Statistics
Lamar vs UTSA
02/04/12 2 pm at San Antonio, Texas (Convocation Center)

Box score for Game 21: Lamar 54 vs UTSA 51. Includes player stats for 14 players and team totals.

Summary statistics for Game 21: FG % 1st Half: 8-28 28.6%, 3FG % 1st Half: 1-5 20.0%, FT % 1st Half: 9-13 69.2%.

Score by periods table for Game 21: 1st 23, 2nd 32, 3rd 51, 4th 54.

Last FG - LU 2nd-00:59, UTSA 2nd-04:11. Largest lead - UTSA by 19 2nd-19:13, UTSA by 10 2nd-00:19.

Game 22
UTSA 63
Southeastern Louisiana 64
Feb. 8, 2012
University Center

HAMMOND, La. — UTSA used a 9-1 run to turn a seven-point deficit to a one-point lead with less than a minute to play, but Aja Gibson's layup with 35 seconds left gave Southeastern Louisiana a 64-63 victory at University Center.

Official Basketball Box Score - Game Totals - Final Statistics
UTSA vs Southeastern La.
02/08/12 7 pm at Hammond, La. (University Center)

UTSA 63 • 7-15, 3-6 SLC
Player stats including Gardner, Ashley; Cooper, Corti; Jones, Judy; King, Kamra; Young, Simone; Montgomery, Jalisia; Spaletta, Ashley; Waturuocha, Jeanna; Wright, Whitney; Thorman, Lyndi.

FG % 1st Half: 11-32 34.4% 2nd Half: 14-31 45.2% Game: 25-63 39.7%
3FG % 1st Half: 1-9 11.1% 2nd Half: 2-4 50.0% Game: 3-13 23.1%
FT % 1st Half: 4-4 100.0% 2nd Half: 6-10 60.0% Game: 10-16 71.4%

Southeastern La. 64 • 8-14, 3-6 SLC
Player stats including Gibson, Aja; Simmons, Brandi; Jenkins, Kelli; Sommers, Jessica; Holder, Latonia; Crenshaw, Amber; Morris, Cierra; Styles, Elizabeth; Shaffer, Hillary; Miller, Symone; Postell, Summer.

FG % 1st Half: 10-32 31.3% 2nd Half: 16-30 53.3% Game: 26-62 41.9%
3FG % 1st Half: 1-4 25.0% 2nd Half: 3-7 42.9% Game: 4-11 36.4%
FT % 1st Half: 6-10 60.0% 2nd Half: 3-7 42.9% Game: 9-17 52.9%

Score by periods: 1st 2nd Total
UTSA 27 36 63
Southeastern La. 27 37 64

Game 23
UTSA 64
Stephen F. Austin 73
Feb. 11, 2012
Johnson Coliseum

NACOGDOCHES, Texas — Sophomore Judy Jones recorded her second consecutive double-double with a season-high 19 points and 11 rebounds, but it was not enough and Stephen F. Austin snapped a three-game losing streak against the Roadrunners with a 73-64 victory.

Official Basketball Box Score - Game Totals - Final Statistics
UTSA vs Stephen F. Austin
02/11/12 8 pm at Nacogdoches, Texas (Johnson Coliseum)

UTSA 64 • 7-16, 3-7 SLC
Player stats including Gardner, Ashley; Cooper, Corti; Wright, Whitney; Jones, Judy; Young, Simone; Montgomery, Jalisia; King, Kamra; Spaletta, Ashley; Waturuocha, Jeanna; Thorman, Lyndi.

FG % 1st Half: 5-30 16.7% 2nd Half: 16-31 51.6% Game: 21-61 34.4%
3FG % 1st Half: 2-8 25.0% 2nd Half: 6-14 42.9% Game: 8-22 36.4%
FT % 1st Half: 3-4 75.0% 2nd Half: 11-14 78.6% Game: 14-24 58.3%

Stephen F. Austin 73 • 16-7, 6-4 SLC
Player stats including Sawyer, Amira; Roberts, Korah; Matthew, Brittney; Marion, Tammarra; Mello, Ashley; Conwright, Courtney; Davis, Annette; Henderson, Tierany; Tuttle, Sha.

FG % 1st Half: 11-29 37.9% 2nd Half: 9-21 42.9% Game: 20-50 40.0%
3FG % 1st Half: 5-11 45.5% 2nd Half: 2-7 28.6% Game: 7-18 38.9%
FT % 1st Half: 6-10 60.0% 2nd Half: 20-29 69.0% Game: 26-39 66.7%

Score by periods: 1st 2nd Total
UTSA 33 31 64
Stephen F. Austin 33 40 73

Game 24
McNeese State 65
UTSA 64
Feb. 16, 2012
Convocation Center

SAN ANTONIO — UTSA had four players score in double figures, but McNeese State scored eight of the game's first 10 points and never trailed en route to a 65-54 victory at the Convocation Center.

Official Basketball Box Score - Game Totals - Final Statistics
McNeese State vs UTSA
02/16/12 7 pm at San Antonio, Texas (Convocation Center)

McNeese State 65 • 18-7, 8-3 SLC
Player stats including Wells, Kendra; Hall, Martica; Baggett, Ashlyn; Baggett, Caitlyn; Lakombe, Candace; Hines, Jordan; Salazar, Taylor; Gatlin, Rayanna; Minor, Adrienne; Jones, NeYanya.

FG % 1st Half: 11-25 44.0% 2nd Half: 11-28 39.3% Game: 22-53 41.5%
3FG % 1st Half: 2-6 33.3% 2nd Half: 3-9 33.3% Game: 5-15 33.3%
FT % 1st Half: 9-14 64.3% 2nd Half: 7-12 58.3% Game: 16-26 61.5%

UTSA 64 • 7-17, 3-8 SLC
Player stats including Gardner, Ashley; Cooper, Corti; King, Kamra; Young, Simone; Jones, Judy; Spaletta, Ashley; Waturuocha, Jeanna; Wright, Whitney; Montgomery, Jalisia; Thorman, Lyndi.

FG % 1st Half: 7-29 24.1% 2nd Half: 18-32 56.3% Game: 25-61 41.0%
3FG % 1st Half: 3-10 30.0% 2nd Half: 3-11 27.3% Game: 6-21 28.6%
FT % 1st Half: 9-14 64.3% 2nd Half: 3-4 75.0% Game: 12-19 63.2%

Score by periods: 1st 2nd Total
McNeese State 33 32 65
UTSA 26 38 64

Game 25
UTSA 62
Nicholls 68
Feb. 18, 2012
Stophor Gym

THIBODAUX, La. — Freshman Kamra King's three-point play tied the score at 49 midway through the second half, but Nicholls took control of the game with a late 16-2 run en route to a 68-62 victory against UTSA at Stophor Gym.

Official Basketball Box Score - Game Totals - Final Statistics
UTSA vs Nicholls
2/18/12 12 pm at Thibodaux, La. (Stophor Gym)

UTSA 62 • 7-18, 3-9 SLC
Player stats including Jones, Judy; Gardner, Ashley; Cooper, Corti; King, Kamra; Young, Simone; Montgomery, Jalisia; Spaletta, Ashley; Wright, Whitney; Thorman, Lyndi.

FG % 1st Half: 12-26 46.2% 2nd Half: 13-25 52.0% Game: 25-51 49.0%
3FG % 1st Half: 3-8 37.5% 2nd Half: 2-9 22.2% Game: 5-17 29.6%
FT % 1st Half: 3-3 100.0% 2nd Half: 4-8 50.0% Game: 7-11 63.6%

Nicholls 68 • 14-11, 7-5 SLC
Player stats including Nash, Jerry; McCarthy, Liam; Allen, Alisha; Leslie, Sumar; Biben, KK; Lee, Stacy; Hoskins, Jasmine; Ellis, Syleida; Washington, Portia; Luton, Erin; Gullivory, JonMarie.

FG % 1st Half: 10-25 40.0% 2nd Half: 14-27 51.9% Game: 24-52 46.3%
3FG % 1st Half: 4-9 44.4% 2nd Half: 4-11 36.4% Game: 8-20 40.0%
FT % 1st Half: 6-6 100.0% 2nd Half: 6-12 50.0% Game: 12-18 66.7%

Score by periods: 1st 2nd Total
UTSA 30 32 62
Nicholls 30 38 68

Game 26
Texas A&M-Corpus Christi 58
UTSA 72
Feb. 22, 2012
Convocation Center

SAN ANTONIO — UTSA used a 14-3 run midway through the second half to pull away for a 72-58 victory against Texas A&M-Corpus Christi to give Roadrunners head coach Rae Rippetoe-Blair her 200th victory with the program.

Official Basketball Box Score - Game Totals - Final Statistics
Texas A&M-Corpus Christi vs UTSA
02/22/12 2 pm at San Antonio, Texas (Convocation Center)

Texas A&M-Corpus Christi 58 • 8-18, 4-9 SLC
Player stats including Vega-Vega, Zoey; Myles, Myisha; Roberts, Alisa; Dunn, Imani; Taylor, Venesqua; Ambrose, Trish; Montgomery, Damquai; Anderson, Marquasia; Jammer, Jessica; Huff, Brandi; Greep, Tarvin.

FG % 1st Half: 15-30 50.0% 2nd Half: 12-28 42.9% Game: 27-58 46.4%
3FG % 1st Half: 1-5 20.0% 2nd Half: 1-6 16.7% Game: 2-11 18.2%
FT % 1st Half: 3-4 75.0% 2nd Half: 5-12 41.7% Game: 8-16 50.0%

UTSA 72 • 8-18, 4-9 SLC
Player stats including Gardner, Ashley; Cooper, Corti; Wright, Whitney; Jones, Judy; King, Kamra; Montgomery, Jalisia; Menz, Jenny; Young, Simone; Spaletta, Ashley; Thorman, Lyndi.

FG % 1st Half: 12-29 41.4% 2nd Half: 11-24 45.8% Game: 23-53 43.4%
3FG % 1st Half: 2-8 25.0% 2nd Half: 5-9 55.6% Game: 7-17 41.2%
FT % 1st Half: 7-9 77.8% 2nd Half: 12-17 70.6% Game: 19-26 72.3%

Score by periods: 1st 2nd Total
Texas A&M-Corpus Christi 34 24 58
UTSA 33 39 72

Game 27
UTSA 67
Texas State 87
Feb. 25, 2012
Strahan Coliseum

SAN MARCOS — Texas State used an early 18-6 run to take control of the game and the Bobcats snapped a seven-game losing streak to UTSA with an 87-67 victory at Strahan Coliseum.

Official Basketball Box Score - Game Totals - Final Statistics
UTSA vs Texas State
02/25/12 2 pm at San Marcos, Texas (Strahan Coliseum)

UTSA 67 • 8-19, 4-10 SLC
Player stats including Jones, Judy; Gardner, Ashley; Cooper, Corti; Wright, Whitney; Montgomery, Jalisia; Menz, Jenny; Young, Simone; Spaletta, Ashley; Thorman, Lyndi.

FG % 1st Half: 11-32 34.4% 2nd Half: 9-28 32.1% Game: 20-60 33.3%
3FG % 1st Half: 4-9 44.4% 2nd Half: 2-9 22.2% Game: 6-18 33.3%
FT % 1st Half: 10-13 76.9% 2nd Half: 14-19 73.7% Game: 24-32 75.0%

Texas State 87 • 16-11, 8-6 SLC
Player stats including Clinch, Demi; Cash, Ashley; Martin, Kaylan; Ford, Diamond; Krups, Kelsey; Kaku, Verinus; Johnson, India; Dawson, Brece; Baugus, Jasmine; Calabrese, Shelby.

FG % 1st Half: 15-32 46.9% 2nd Half: 12-34 35.3% Game: 27-66 40.9%
3FG % 1st Half: 4-9 44.4% 2nd Half: 2-9 22.2% Game: 6-18 33.3%
FT % 1st Half: 11-14 78.6% 2nd Half: 16-18 88.9% Game: 27-32 84.4%

Score by periods: 1st 2nd Total
UTSA 33 34 67
Texas State 45 42 87

Game 28
Central Arkansas 62
UTSA 50
Feb. 29, 2012
Convocation Center

SAN ANTONIO — UTSA used a 7-0 run late in the second half to pull within a basket, but Central Arkansas held the Roadrunners scoreless over the final 3:52 en route to a 62-50 victory at the Convocation Center.



Official Basketball Box Score - Game Totals - Final Statistics
Central Arkansas vs UTSA
 02/29/12 pm at San Antonio, Texas (Convocation Center)



Central Arkansas 62 • 23-5, 13-2 SLC

#	Player	FG	FGA	FT	FTA	Rebounds		PF	TP	A	TO	Blk	Stl	Min			
						Off	Def										
11	Herbert, Megan	5	8	2	2	10	7	6	13	2	22	0	2	0	38		
30	Rogers, Destinee	1	4	1	3	0	1	2	3	3	10	2	2	0	1	22	
02	Rice, Micah	2	9	2	5	4	0	5	2	10	0	2	0	0	3	40	
15	Guiden, Nakela	2	4	1	2	7	0	3	3	4	12	3	1	0	1	24	
23	Rogers, Destinee	3	9	1	4	0	0	2	2	7	3	4	0	1	40		
04	Taylor, Westin	0	2	0	0	0	0	1	1	4	0	0	0	0	8		
10	Moffitt, Marc	0	0	0	0	0	0	0	1	0	0	0	0	0	5		
12	Gowans, Britney	0	2	0	1	0	0	0	0	0	0	1	0	0	3		
50	Duever, Courtney	3	8	1	1	2	0	7	3	8	8	1	0	1	20		
Team		1		1		0		0		20		10		20			
Totals		16-46		8-20		22-25		9		26		35		21		62	

FG % 1st Half: 12-23 52.2% 2nd half: 4-23 17.4% Game: 16-46 34.8%
 3FG % 1st Half: 5-11 45.5% 2nd half: 3-9 33.3% Game: 8-20 40.0%
 FT % 1st Half: 4-7 57.1% 2nd half: 10-18 100.0% Game: 22-25 88.0%

UTSA 50 • 8-20, 4-11 SLC

#	Player	FG	FGA	FT	FTA	Rebounds		PF	TP	A	TO	Blk	Stl	Min			
						Off	Def										
22	Gardner, Ashley	3	11	2	10	4	0	6	6	2	12	2	3	0	40		
35	Cooper, Cori	3	6	0	0	0	3	2	5	0	6	0	0	0	16		
32	Wright, Whitney	1	3	0	0	1	2	3	2	0	5	0	0	0	12		
01	Jones, Judy	0	5	0	0	2	3	6	4	0	1	0	2	1	22		
10	King, Kamra	1	9	1	6	8	0	5	4	11	5	4	1	3	40		
04	Montgomery, Jalisa	2	6	0	0	0	3	1	4	0	4	0	0	0	9		
15	Young, Simone	1	3	0	0	1	1	2	3	1	1	1	0	0	28		
24	Spalletta, Ashley	0	1	0	1	0	0	0	1	0	0	1	0	0	5		
34	Thorman, Lyndi	4	8	1	1	3	4	7	1	12	0	1	0	3	28		
Team		1		0		1		0		1		0		1			
Totals		15-52		4-18		16-21		14		24		38		17		50	

FG % 1st Half: 10-27 37.0% 2nd half: 5-25 20.0% Game: 15-52 28.8%
 3FG % 1st Half: 2-7 28.6% 2nd half: 2-11 18.2% Game: 4-18 22.2%
 FT % 1st Half: 2-5 40.0% 2nd half: 14-16 87.5% Game: 16-21 76.2%

Officials: Bill Lawrence, Kristin Hickmon, Casey Harp
 Technical Fouls: Central Arkansas-None, UTSA-None
 Attendance: 685

Score by periods	1st	2nd	Total
Central Arkansas	33	29	62
UTSA	24	26	50

Points	In	Off	2nd	Fast
Central Arkansas	22	19	8	0
UTSA	20	8	9	2

Last FG - UCA 2nd-07:52, UTSA 2nd-03:52
 Largest lead - UCA by 13 1st-07:25, UTSA None.

Score tied - 2 times.
 Lead changed - 0 times.

Game 29
UT Arlington 75
UTSA 65
March 3, 2012
Convocation Center

SAN ANTONIO — Sophomore Judy Jones scored a career-high 29 points and grabbed 11 rebounds for her fifth double-double of the season, but UT Arlington opened the second half with a 16-4 run en route to a 75-65 victory against UTSA in the season finale for both teams.



Official Basketball Box Score - Game Totals - Final Statistics
UT Arlington vs UTSA
 03/03/12 4 pm at San Antonio, Texas (Convocation Center)



UT Arlington 75 • 7-21, 5-11 SLC

#	Player	FG	FGA	FT	FTA	Rebounds		PF	TP	A	TO	Blk	Stl	Min			
						Off	Def										
21	Walker, Briana	1	1	0	0	2	0	1	1	3	4	0	0	0	10		
33	Sauls, Bianca	7	9	1	1	9	10	3	6	9	1	24	3	3	1	36	
30	Thorne, Rosalyn	0	1	0	0	0	0	1	0	0	0	0	0	0	6		
10	Bruch, Krioni	3	9	0	2	2	0	6	6	2	8	0	0	0	30		
11	DeNure, Sabreena	3	6	1	2	2	0	5	5	1	9	2	1	0	35		
03	Green, Malakia	2	5	1	2	4	6	0	5	1	8	3	2	0	29		
12	Williams, Chauntandr	3	8	1	2	0	0	0	0	3	8	2	3	0	10		
23	Rodriguez, Michelle	0	1	0	0	0	0	0	0	0	0	0	0	0	5		
30	Langford, Takiyah	2	6	0	0	3	5	0	4	4	7	1	1	0	20		
44	Nwanguma, Desherra	3	4	0	0	0	0	3	3	4	6	0	2	0	19		
Team		4		6		0		0		0		0		0			
Totals		24-50		4-9		23-29		7		32		39		21		75	

FG % 1st Half: 9-23 39.1% 2nd half: 15-27 55.6% Game: 24-50 48.0%
 3FG % 1st Half: 3-4 75.0% 2nd half: 1-5 20.0% Game: 4-9 44.4%
 FT % 1st Half: 10-13 76.9% 2nd half: 13-16 81.3% Game: 23-29 79.3%

UTSA 65 • 8-21, 4-12 SLC

#	Player	FG	FGA	FT	FTA	Rebounds		PF	TP	A	TO	Blk	Stl	Min			
						Off	Def										
22	Gardner, Ashley	3	11	1	4	1	2	4	6	1	8	2	2	0	29		
30	Waturuocha, Ijeoma	2	7	0	3	2	1	2	3	0	6	0	2	1	19		
35	Cooper, Cori	1	2	0	0	2	0	1	1	4	4	0	1	0	18		
01	Jones, Judy	9	18	0	1	11	15	5	6	11	4	29	2	3	1	36	
10	King, Kamra	3	10	0	5	0	1	3	4	3	6	1	0	0	28		
04	Montgomery, Jalisa	0	1	0	0	0	0	2	2	1	0	0	0	0	5		
11	Menz, Jenny	1	3	1	2	0	0	0	0	0	3	0	1	0	7		
15	Young, Simone	0	2	0	0	0	0	2	3	0	2	1	0	1	25		
24	Spalletta, Ashley	2	5	0	0	0	0	3	3	0	6	0	0	0	10		
32	Wright, Whitney	1	1	0	0	1	2	1	0	2	3	0	3	0	6		
34	Thorman, Lyndi	0	3	0	1	0	0	0	0	3	0	0	0	0	17		
Team		2		2		2		0		1		0		1			
Totals		22-63		4-21		17-25		12		23		35		21		65	

FG % 1st Half: 12-30 40.0% 2nd half: 10-33 30.3% Game: 22-63 34.9%
 3FG % 1st Half: 1-7 14.3% 2nd half: 3-14 21.4% Game: 4-21 19.0%
 FT % 1st Half: 6-10 60.0% 2nd half: 11-15 73.3% Game: 17-25 68.0%

Officials: Chaney Muench, Wanda Gonzalez, Tommy Prossie
 Technical Fouls: UT Arlington-None, UTSA-None
 Attendance: 2611

Score by periods	1st	2nd	Total
UT Arlington	31	44	75
UTSA	31	34	65

Points	In	Off	2nd	Fast
UTSA	22	10	10	1
UTSA	34	22	14	2

Last FG - UFA 2nd-01:57, UTSA 2nd-00:35
 Largest lead - UTSA by 12 2nd-14:20, UTSA by 9 1st-08:46.

Score tied - 3 times.
 Lead changed - 1 time.

2011-12 Southland Conference Review

East Division

Standings	-----CONFERENCE-----				-----OVERALL-----			
	W-L	Pct	PF	PA	W-L	Pct	PF	PA
Central Arkansas	14-2	.875	64.8	54.1	24-7	.774	66.2	54.0
McNeese State	13-3	.813	64.3	52.3	26-8	.765	66.0	53.9
Lamar	8-8	.500	58.2	59.6	16-15	.516	59.2	62.6
Nicholls State	7-9	.438	66.3	68.1	15-16	.484	66.5	66.4
Southeastern La.	7-9	.438	63.8	66.6	12-18	.400	63.3	65.2
Northwestern State	2-14	.125	65.8	74.4	6-23	.207	66.4	73.1

West Division

Standings	-----CONFERENCE-----				-----OVERALL-----			
	W-L	Pct	PF	PA	W-L	Pct	PF	PA
Sam Houston State	12-4	.750	64.8	54.9	18-12	.600	64.2	59.9
Stephen F. Austin	11-5	.688	65.9	62.0	23-10	.697	64.5	60.7
Texas State	8-8	.500	67.1	69.2	17-14	.548	68.0	67.2
A&M-Corpus Christi	5-11	.313	60.4	67.5	9-20	.310	60.9	67.6
UT Arlington	5-11	.313	56.1	65.1	7-21	.250	55.3	66.5
UTSA	4-12	.250	57.8	61.6	8-21	.276	56.8	62.3

2011-12 All-Southland Conference Teams

First Team

Name	Pos.	Cl.	School
Ashlyn Baggett	G	Jr.	McNeese State
Diamond Ford	G	Jr.	Texas State
Megan Herbert	F	Jr.	Central Arkansas
Kalis Loyd	G/F	Jr.	Lamar
Britni Martin	G	Jr.	Sam Houston State

Second Team

Name	Pos.	Cl.	School
KK Babin	G	So.	Nicholls
Caitlyn Baggett	G	Jr.	McNeese State
Sumar Leslie	G	Sr.	Nicholls
Tammara Marion	G	Sr.	Stephen F. Austin
Sequeena Thomas	F	Jr.	UT Arlington

Third Team

Name	Pos.	Cl.	School
Ashley Ezeh	F	So.	Texas State
Nakeia Guiden	G	Sr.	Central Arkansas
Jordi James	G	Sr.	Northwestern State
Kelli Jenkins	G	Sr.	Southeastern La.
Kendra Wells	F	Sr.	McNeese State

Player of the Year: Megan Herbert, Central Arkansas
Newcomer of the Year: Ashlee Mells, Stephen F. Austin
Freshman of the Year: Porsha Roberts, Stephen F. Austin
Defensive Player of the Year: Megan Herbert, Central Arkansas
Coach of the Year: Matt Daniel, Central Arkansas

2012 Southland Conference Tournament March 9-12 • Merrell Center Katy, Texas

Quarterfinals

No. 2 McNeese St. 67, No. 7 Southeastern La. 55
 No. 6 Texas St. 68, No. 3 Sam Houston St. 54
 No. 8 Nicholls 79, No. 1 Central Arkansas 59
 No. 4 Stephen F. Austin 73, No. 5 Lamar 64

Semifinals

No. 2 McNeese St. 76, No. 6 Texas State 46
 No. 4 Stephen F. Austin 66, No. 8 Nicholls 57

Championship

No. 2 McNeese St. 62, No. 4 Stephen F. Austin 58

All-Tournament Team

Caitlyn Baggett, McNeese State (MVP)
 Ashlyn Baggett, McNeese State
 Tammara Marion, Stephen F. Austin
 Kendra Wells, McNeese State
 Ashlee Mells, Stephen F. Austin



HISTORY & RECORDS

TEAM RECORDS	60
INDIVIDUAL RECORDS	61
CAREER TOP 10 LISTS	62
SINGLE-SEASON TOP 10 LISTS	63
1,000-POINT CLUB	64
TOP SCORERS	65
500-REBOUND CLUB	66
TOP REBOUNDERS.....	67
HONOR ROLL	68
OPPONENT RECORDS.....	69
ANNUAL LEADERS.....	70
YEAR-BY-YEAR RESULTS.....	71-77
ALL-TIME SERIES RECORDS.....	78-84
MONICA GIBBS	85
ALL-TIME LETTERWINNERS	86



Team Records

MOST POINTS

Game - 113 vs. Schreiner (11/24/90)
Season - 2,392 in 30 games (1990-91)

FEWEST POINTS

Game - 30 at TCU (11/14/11)
Half - 10 at UT Arlington (1/21/97)
Season - 1,455 in 28 games (2001-02)

HIGHEST VICTORY MARGIN

67 (105-38) vs. Prairie View A&M (12/7/93)
 67 (96-29) vs. Prairie View A&M (2/10/83)

HIGHEST LOSS MARGIN

57 (39-96) at Texas Tech (12/2/98)

HIGHEST SCORING AVERAGE

Season - 79.7 in 30 games (1990-91)

LOWEST SCORING AVERAGE

Season - 51.9 in 28 games (2001-02)

MOST FIELD GOALS MADE

Game - 45 vs. Schreiner (11/24/90)
Season - 872 (1983-84)

FEWEST FIELD GOALS MADE

Game - 8 at TCU (11/14/11)
Season - 516 (2001-02)

MOST FIELD GOALS ATTEMPTED

Game - 78 at Rice (1/4/10)
Season - 2,069 (2008-09)

FEWEST FIELD GOALS ATTEMPTED

Game - 36 at Baylor (12/16/96)
 36 vs. South Alabama (11/15/11)
Season - 1,367 (1998-99)

HIGHEST FIELD GOAL PERCENTAGE

Game - .706 vs. Texas Southern (12/5/96)
Season - .478 (800-1,675); 1984-85

LOWEST FIELD GOAL PERCENTAGE

Game - .133 (8-60) at TCU (11/14/11)
Season - .344 (549-1,596); 2011-12

MOST FREE THROWS MADE

Game - 33 vs. Oral Roberts (2/22/86); 33 at Texas Tech (12/17/88)
Season - 531 (1990-91)

FEWEST FREE THROWS MADE

Game - 0 vs. St. Bonaventure (12/21/10)
Season - 286 (1981-82)

MOST FREE THROWS ATTEMPTED

Game - 44 vs. Texas Tech (12/17/88); 44 vs. Kent State (12/3/93); 44 vs. FIU (11/18/11)
Season - 789 (1990-91)

FEWEST FREE THROWS ATTEMPTED

Game - 3 vs. St. Mary's 2/14/84; 3 vs. St. Bonaventure (12/21/10)
Season - 427 (1981-82)

HIGHEST FREE THROW PERCENTAGE

Game - .944 (17-18) vs. North Texas (1/22/96)
Season - .726 (462-636); 2010-11

LOWEST FREE THROW PERCENTAGE

Game - .000 (0-3) vs. St. Bonaventure (12/21/10)
Season - .619 (289-467); 1993-94

MOST 3-POINT FIELD GOALS MADE

Game - 13 vs. Tulsa (1/5/09)
Season - 229 (2008-09)

FEWEST 3-POINT FIELD GOALS MADE

Game - 0 multiple times
Season - 47 (1996-97)

MOST 3-POINT FIELD GOALS ATTEMPTED

Game - 37 vs. UT Arlington (2/14/09)
Season - 698 (2008-09)

MOST REBOUNDS

Game - 64 vs. Prairie View A&M (2/8/90)
Season - 1,441 (2008-09)

FEWEST REBOUNDS

Game - 21 at UT Arlington (1/23/07)
Season - 863 (1998-99)

MOST ASSISTS

Game - 34 at Southwestern (11/22/83); 34 vs. Oklahoma City (2/27/84)
Season - 529 (1981-82)

FEWEST ASSISTS

Game - 1 at Creighton (2/10/87)
Season - 265 (2011-12)

MOST STEALS

Game - 32 at Hardin Simmons (2/6/84)
Season - 373 (1986-87)

FEWEST STEALS

Game - 0 multiple times
Season - 163 (1998-99)

MOST BLOCKED SHOTS

Game - 14 vs. Texas-Pan American (12/21/11)
Season - 138 (2010-11, 2011-12)

FEWEST BLOCKED SHOTS

Game - 0 multiple times
Season - 22 (1996-97)

MOST TURNOVERS

Game - 38 vs. Sam Houston St. (1/12/95)
Season - 679 (1991-92)

FEWEST TURNOVERS

Game - 5 vs. McNeese State (02/15/12)
Season - 420 (1997-98)

MOST FOULS

Game - 33 at UC Irvine (11/26/99)
Season - 653 (1983-84)

FEWEST FOULS

Game - 8 vs. A&M- Corpus Christi (2/2/08)
Season - 471 (2002-03)

MOST DISQUALIFICATIONS

31 (2011-12)

100-Point Games

SCORE	OPPONENT	DATE
113-89	Schreiner	11/24/90
113-91	Oklahoma City	2/27/84
105-38	Prairie View A&M	12/7/93
100-62	St. Mary's	1/24/89
100-46	Southwestern	11/28/83

90-Point Games

SCORE	OPPONENT	DATE
99-65	UTEP	3/1/86
99-73	Texas State	1/3/84
98-93 (OT)	at Tulane	2/16/91
98-84	New Mexico State	12/31/90
97-89 (OT)	at Central Arkansas	2/11/09
96-78	Sam Houston State	1/29/91
93-62	at Texas A&M-Corpus Christi	2/23/11
93-55	Huston-Tillotson	12/6/08
93-48	Texas A&M-Commerce	1/12/88
92-52	Nicholls	2/17/94
92-79	UTEP	2/11/84
92-56	Huston-Tillotson	1/29/83
92-57	Texas Lutheran	12/2/82
91-30	Texas Southern	12/5/96
90-89 (2OT)	vs. Miami (Ohio)	12/29/07
90-53	Southeastern Louisiana	3/3/01
90-41	Hardin-Simmons	2/20/84

Individual Records

POINTS

Game - 40 by Starlite Williams vs. St. Mary's (12/16/86)
Season - 583 by Tammy Rogers (1990-91)
Career - 1,607 by Starlite Williams (1983-87)

SCORING AVERAGE

Season - 20.7 by Starlite Williams (1986-87)
Career - 16.6 by Starlite Williams (1983-87)

FIELD GOALS MADE

Game - 16 by Starlite Williams vs St. Mary's (12/16/86)
Season - 229 by Starlite Williams (1986-87)
Career - 674 by Starlite Williams (1983-87)

FIELD GOALS ATTEMPTED

Game - 33 by Tammy Rogers vs. Alaska Anchorage (2/23/91)
Season - 482 by Tammy Rogers (1990-91)
Career - 1,305 by Starlite Williams (1983-87)

FIELD GOAL PERCENTAGE (minimum attempts)

Game (10) - .928 (13-14) by Starlite Williams vs. Alabama (12/5/86)
Season (200) - .657 (184-280) by Margaret Martinovich (1984-85)
Career - .566 (589-1,039) by Margaret Martinovich (1981-85)

FREE THROWS MADE

Game - 17 by Amber Gregg vs. Texas State (2/26/11); 17 by Monica Gibbs vs. Texas State (3/4/09)
Season - 167 by Monica Gibbs (2008-09); 167 by Tammy Rogers (1990-91)
Career - 553 by Angel Singleton (1993-98)

FREE THROWS ATTEMPTED

Game - 24 by Monica Gibbs vs. Texas State (3/4/09)
Season - 282 by Angel Singleton (1996-97)
Career - 811 by Angel Singleton (1993-98)

FREE THROW PERCENTAGE (minimum attempts)

Game (10) - 1.000 (12-12) by Whitney York vs. Central Arkansas (2/10/10; 1.000 (11-11) by Starlite Williams vs. Nevada (11/29/86)
Season (25) - .903 (28-31) by Rhonda Hoffman (1983-84)
Career (100) - .822 (259-315) by Amber Gregg (2007-11)

3-POINT FIELD GOALS MADE

Game - 8 by Terrie Davis vs. Lamar (1/12/08)
Season - 82 by Terrie Davis (2007-08)
Career - 200 by Amber Gregg (2007-11)

CONSECUTIVE 3-POINTERS MADE

8 by Nicole Dunson

3-POINT FIELD GOALS ATTEMPTED

Game - 16 by Jordan Stark vs. UT Arlington (3/14/09)
Season - 224 by Terrie Davis (2007-08)
Career - 633 by Amber Gregg (2007-11)

3-POINT PERCENTAGE (minimum attempts)

Game (5) - .875 (7-8) by Rosie Smith vs. Stephen F. Austin (1/8/98)
Season (75) - .441 (52-118) by Nicole Dunson (2005-06)
Career (150) - .419 (98-234) by Nicole Dunson (2004-06)

REBOUNDS

Game - 24 by Margaret Martinovich vs. A&M-Kingsville (11-27-81)
Season - 351 by Onika Anderson (2008-09)
Career - 990 by Monica Gibbs (2005-09)

REBOUND AVERAGE (minimum games)

Season (25) - 10.6 (26 games) by Onika Anderson (2008-09)
Career (50) - 9.8 (59 games) by Onika Anderson (2007-09)

ASSISTS

Game - 15 by Monica Gibbs vs. Huston-Tillotson (12/6/08)
Season - 221 by Monica Gibbs (2008-09)
Career - 693 by Monica Gibbs (2005-09)

STEALS

Game - 9 by Rhonda Hoffman vs. Sam Houston State (1/27/84)
Season - 92 by Starlite Williams (1986-87)
Career - 281 by Starlite Williams (1983-87)

BLOCKED SHOTS

Game - 8 by Alysse Davis vs. Huston-Tillotson (11/14/10); 8 by Kim Duncan vs. Texas State (1/24/85)
Season - 78 by Alysse Davis (2010-11)
Career - 98 by Alysse Davis (2008-09, 10-11)

GAMES PLAYED

123 by Monica Gibbs (2005-09)

Attendance Records

DATE	OPPONENT	RESULT	ATTENDANCE
3/3/12	UT Arlington	L, 65-75	2,611
2/7/04	McNeese State	W (OT), 64-56	2,311
1/27/96	Texas State	L, 57-78	2,021
2/9/91	SMU	W, 93-77	2,000
11/12/10	Our Lady of the Lake	W, 79-66	1,789
1/29/94	North Texas	L, 65-74	1,786
2/26/05	UT Arlington	W, 48-46	1,736
2/24/07	Texas A&M-Corpus Christi	W, 61-43	1,699
11/19/10	No. 23 TCU	L, 59-83	1,563
1/21/04	Texas State	L, 43-44	1,445

Career Top 10 Lists

Points			Scoring Average			Field Goals Made		
Name	Yr.	Points	Name	Games	Avg	Name	Games	FG
1. Starlite Williams	1983-87	1,607	1. Starlite Williams (83-87)	97	16.5	1. Starlite Williams (83-87)	97	674
2. Angel Singleton	1994-98	1,565	2. Rosie Smith (97-99)	54	16.3	2. Margaret Martinovich (81-85)	108	589
3. Margaret Martinovich	1981-85	1,480	3. Valerie Wells (82-84)	54	15.3	3. Tisha Boldt (86-91)	111	561
4. Monica Gibbs	2005-09	1,460	4. Angel Singleton (93-98)	105	14.9	4. Angel Singleton (93-98)	105	506
5. Tisha Boldt	1986-91	1,379	5. Nikki Hendrix (01-04)	78	14.4	5. Kim Maxwell (81-84)	81	502
6. Tammy Rogers	1987-91	1,343	6. Vivian Ewalefo (05-07)	60	14.1	6. Monica Gibbs (05-09)	123	490
7. Michelle Martin	1989-93	1,192	Denise Forestier (990-92)	38	14.1	7. Sharon Wilson (85-89)	102	460
8. Sharon Wilson	1985-89	1,173	Karen Gaskin (88-90)	54	14.1	8. Tammy Rogers (87-91)	96	451
9. Amber Gregg	2007-11	1,143	9. Tammy Rogers (87-91)	96	14.0	9. Michelle Martin (89-93)	103	444
10. Nikki Hendrix	2001-04	1,122	10. Margaret Martinovich (81-85)	108	13.7	10. Nikki Hendrix (01-04)	81	426

Field Goal Percentage (min. 200 made)			Rebounds			Rebounding Average		
Name	Games	FG%	Name	Games	Reb	Name	Games	Avg
1. Margaret Martinovich (81-85)	108	.567	1. Monica Gibbs (05-09)	123	990	1. Onika Anderson (07-09)	59	9.8
2. Onika Anderson (07-09)	59	.527	2. Margaret Martinovich (81-85)	108	778	2. Ashleigh Franklin (09-11)	58	8.7
3. Starlite Williams (83-87)	97	.516	3. Angel Singleton (93-98)	105	730	3. Monica Gibbs (05-09)	123	8.0
4. Valerie Wells (82-84)	54	.514	4. Tisha Boldt (86-91)	111	675	4. Vivian Ewalefo (05-07)	60	7.6
5. Angel Singleton (93-98)	105	.511	5. Starlite Williams (83-87)	97	636	5. Valerie Wells (82-84)	54	7.4
6. Karen Gaskin (88-90)	54	.509	6. Michelle Martin (89-93)	103	590	6. Margaret Martinovich (81-85)	108	7.2
7. Tisha Boldt (86-91)	111	.505	7. Onika Anderson (07-09)	59	579	7. Angel Singleton (93-98)	105	7.0
8. Kim Maxwell (81-84)	81	.479	8. Debbye Groves (84-88)	101	550	8. Keelah Williams (98-00)	52	6.6
9. Renda Churman (97-01)	108	.475	9. Tiffany Williams (90-94)	102	544	Starlite Williams (83-87)	97	6.6
Debbye Groves (84-88)	101	.475	10. Tammy Rogers (87-91)	96	513	10. Mantha Emory (93-95)	52	6.4

3-pt Field Goals Made			Assists			Steals		
Name	Games	3-pt	Name	Games	Ast	Name	Games	Steals
1. Amber Gregg (07-11)	118	200	1. Monica Gibbs (05-09)	123	693	1. Starlite Williams (83-87)	97	281
2. Terrie Davis (04-08)	118	195	2. Tammy Rogers (87-91)	96	377	2. Michelle Martin (89-93)	103	227
3. Philicia Ross (90-94)	96	121	3. Rhonda Hoffman (83-87)	102	375	3. Sharon Wilson (85-89)	102	223
4. Jordan Stark (07-09)	53	111	4. Sharon Wilson (85-89)	102	355	4. Rhonda Hoffman (83-87)	102	222
5. Alysse Davis (08-11)	57	102	5. Joyce Howard (96-98)	53	333	5. Monica Gibbs (05-09)	123	207
6. Nicole Dunson (04-06)	54	98	6. Shelley Seale (81-83)	54	296	6. Terrie Davis (04-08)	118	173
7. Rosie Smith (96-98)	54	94	7. Kim Reed (01-05)	112	272	7. Tammy Rogers (87-91)	96	165
8. Tammy Rogers (87-91)	96	86	8. Karen Kroen (83-87)	73	263	8. Latifa Northern (98-02)	109	144
9. Julie Rampley (00-03)	58	78	9. Kim Maxwell (81-84)	81	259	9. Angel Singleton (93-98)	105	140
10. Denise Forestier (90-92)	38	61	10. Melinda Hausefluke (90-94)	108	242	10. Joyce Howard (96-98)	53	137

Blocks			Games Played			Games Started		
Name	Games	Bk	Name	Years	Games	Name	Starts	Starts
1. Alysse Davis (08-11)	57	98	1. Monica Gibbs	2005-09	123	1. Monica Gibbs	2005-09	113
2. Kim Duncan (83-85)	55	93	2. Terrie Davis	2004-08	118	2. Angel Singleton	1994-98	101
3. Starlite Williams (83-87)	97	88	Amber Gregg	2007-11	118	Terrie Davis	2004-08	99
4. Mantha Emory (93-95)	52	81	4. Katie Sandefur	2002-06	116	4. Starlite Williams	1983-87	92
5. Lacy Mingee (01-06)	113	70	5. Lacy Mingee	2001-06	115	5. Tammy Rogers	1987-91	90
6. Monica Gibbs (05-09)	90	69	6. Kim Reed	2001-05	112	6. Tisha Boldt	1986-91	87
7. Katie Sandefur (02-06)	116	66	7. Tisha Boldt	1987-91	111	7. Amber Gregg	2007-11	86
Ryba Pawlaczyk (07-09)	60	66	8. Latifa Northern	1998-02	109	8. Latifa Northern	1998-02	84
Whitney Wright (09-P)	84	66	9. Melinda Hausenfluke	1990-94	108	9. Kim Maxwell	1981-84	81
10. Keelah Wilson (98-00)	52	61	Margaret Martinovich	1981-85	108	Melinda Hausenfluke	1990-94	81
			Renda Churman	1997-01	108			

Single-Season Top 10 Lists

Points			Scoring Average			Field Goals Made		
Name	Games	Points	Name	Games	Avg	Name	Games	FG
1. Tammy Rogers (90-91)	30	583	1. Starlite Williams (86-87)	26	20.7	1. Starlite Williams (86-87)	26	229
2. Starlite Williams (86-87)	26	538	2. Tammy Rogers (90-91)	30	19.4	2. Starlite Williams (84-85)	28	204
3. Monica Gibbs (08-09)	33	514	3. Nikki Hendrix (03-04)	23	17.7	3. Valerie Wells (83-84)	27	195
4. Starlite Williams (84-85)	28	493	4. Starlite Williams (84-85)	28	17.6	4. Onika Anderson (08-09)	33	192
5. Vivian Ewalefo (06-07)	30	480	5. Margaret Martinovich (82-83)	27	17.4	5. Margaret Martinovich (82-83)	27	190
6. Margaret Martinovich (82-83)	27	469	6. Starlite Williams (84-85)	16	17.2	6. Kim Maxwell (83-84)	27	188
7. Valerie Wells (83-84)	27	452	7. Rosie Smith (98-99)	26	17.0	7. Tisha Boldt (84-85)	28	184
8. Margaret Martinovich (84-85)	28	451	8. Valerie Wells (83-84)	27	16.7	Margaret Martinovich (84-85)	28	184
9. Onika Anderson (08-09)	33	448	9. Margaret Martinovich (84-85)	28	16.1	9. Vivian Ewalefo (06-07)	30	183
10. Rosie Smith (98-99)	26	443	10. Angel Singleton (96-97)	26	16.2	10. Tammy Rogers (90-91)	30	180
Karen Gaskin (89-90)	28	443						

Field Goal % (min 200 attempts)			Rebounding			Rebounding Average		
Name	FG-FGA	FG%	Name	Games	Reb	Name	Games	Avg
1. Margaret Martinovich (84-85)	184-280	.657	1. Onika Anderson (08-09)	33	351	1. Onika Anderson (08-09)	33	10.6
2. Starlite Williams (86-87)	229-390	.587	2. Monica Gibbs (08-09)	33	309	2. Cindy Pavell (81-82)	27	10.0
3. Margaret Martinovich (82-83)	190-332	.572	3. Ryba Pawlaczyk (08-09)	33	297	3. Monica Gibbs (08-09)	33	9.4
4. Karen Gaskin (88-89)	127-228	.557	4. Cindy Pavell (81-82)	27	271	4. Margaret Martinovich (82-83)	27	9.1
5. Cindy Pavell (81-82)	177-324	.546	5. Ashleigh Franklin (09-10)	30	268	Keelah Wilson (99-00)	28	9.1
6. Kim Maxwell (83-84)	188-349	.539	6. Tisha Boldt (87-88)	30	262	6. Ryba Pawlaczyk (08-09)	33	9.0
7. Valerie Wells (83-84)	195-365	.534	7. Margaret Martinovich (82-83)	27	247	7. Ashleigh Franklin (09-10)	30	8.9
8. Portia Matthews (90-91)	108-203	.532	8. Monica Gibbs (07-08)	33	246	8. Onika Anderson (07-08)	26	8.8
Onika Anderson (08-09)	192-361	.532	9. Keelah Wilson (99-00)	28	245	9. Tisha Boldt (90-91)	30	8.7
10. Margaret Martinovich (83-84)	111-211	.526	10. Ashleigh Franklin (10-11)	28	238	10. Ashleigh Franklin (10-11)	28	8.5

3-pt Field Goals Made			Free Throws			Free Throw % (min 25 attempts)		
Name	Games	3-pt	Name	Games	Made	Name	FT-FTA	FT%
1. Terrie Davis (07-08)	32	82	1. Tammy Rogers (90-91)	30	167	1. Rhonda Hoffman (83-84)	28-31	.903
2. Amber Gregg (08-09)	29	73	Monica Gibbs (08-09)	33	167	2. Ashley Gardner (11-12)	25-28	.893
3. Alysse Davis (10-11)	31	61	3. Angel Singleton (94-95)	26	149	Nicole Dunson (04-05)	25-28	.893
4. Jordan Stark (07-08)	31	56	4. Angel Singleton (96-97)	27	145	4. Kim Maxwell (81-82)	22-25	.880
Tammy Rogers (90-91)	30	56	5. Whitney York (09-10)	29	138	5. Rhonda Hoffman (85-86)	49-56	.875
6. Jordan Stark (08-09)	22	55	6. Monica Gibbs (06-07)	29	136	6. Rosie Smith (97-98)	65-76	.855
7. Terrie Davis (06-07)	30	54	7. Angel Singleton (97-98)	28	131	7. Kim Maxwell (82-83)	22-26	.846
8. Rosie Smith (97-98)	28	53	8. Amber Gregg (10-11)	29	125	8. Terrie Davis (06-07)	65-77	.844
9. Nicole Dunson (05-06)	29	52	9. Angel Singleton (95-96)	22	124	Jordan Stark (08-09)	27-32	.844
10. Amber Gregg (09-10)	28	49	10. Tisha Boldt (90-91)	30	111	10. Amber Gregg (10-11)	125-149	.839
			Kamra King (11-12)	29	111			

Assists			Blocks			Steals		
Name	Games	Asts	Name	Games	Blks	Name	Games	Steals
1. Monica Gibbs (08-09)	33	221	1. Alysse Davis (10-11)	31	78	1. Starlite Williams (86-87)	26	92
2. Joyce Howard (97-98)	28	201	2. Kim Duncan (84-85)	28	57	2. Joyce Howard (97-98)	28	79
3. Monica Gibbs (07-08)	33	195	3. Ryba Pawlaczyk (08-09)	33	56	3. Michelle Martin (91-92)	26	76
4. Tammy Rogers (90-91)	30	188	4. Mantha Emory (94-95)	26	50	Michelle Martin (92-93)	26	76
5. Shelley Seale (82-83)	27	173	5. Whitney Wright (11-12)	29	48	5. Tammy Rogers (90-91)	30	74
6. Monica Gibbs (06-07)	29	139	6. Keelah Wilson (99-00)	28	41	6. Sharon Wilson (88-89)	26	71
7. Monica Gibbs (07-08)	33	138	7. Kim Duncan (83-84)	27	36	7. Starlite Williams (83-84)	27	70
8. Joyce Howard (96-97)	25	132	Starlite Williams (86-87)	26	36	8. Valerie Wells (83-84)	27	69
9. Amber Follis (98-99)	26	128	9. Amanda Foster (07-08)	33	35	Amber Prose (00-01)	28	69
10. Sharon Wilson (88-89)	26	126	10. Valerie Wells (83-84)	27	34	10. Three tied		67

1,000-Point Club



Starlite Williams
Years Played: 1983-87
Games: 97
Average: 16.5
Points: 1,607



Angel Singleton
Years Played: 1994-98
Games: 105
Average: 14.9
Points: 1,565



Margaret Martinovich
Years Played: 1981-85
Games: 108
Average: 13.7
Points: 1,480



Monica Gibbs
Years Played: 2005-09
Games: 123
Average: 11.9
Points: 1,460



Tisha Boldt
Years Played: 1986-91
Games: 111
Average: 12.4
Points: 1,379



Tammy Rogers
Years Played: 1987-91
Games: 96
Average: 13.9
Points: 1,343



Michelle Martin
Years Played: 1989-93
Games: 103
Average: 11.6
Points: 1,192



Sharon Wilson
Years Played: 1985-89
Games: 102
Average: 11.5
Points: 1,173



Amber Gregg
Years Played: 2007-11
Games: 118
Average: 9.7
Points: 1,143



Nikki Hendrix
Years Played: 2001-04
Games: 78
Average: 14.4
Points: 1,122



Kim Maxwell
Years Played: 1981-84
Games: 81
Average: 13.3
Points: 1,081



Terrie Davis
Years Played: 2004-08
Games: 118
Average: 8.9
Points: 1,052

Top 50 Scorers

RK	PLAYER	POINTS	GAMES	YEARS	RK	PLAYER	POINTS	GAMES	YEARS
1.	Starlite Williams	1,607	97	1983-87	26.	Rhonda Hoffman	661	102	1983-87
2.	Angel Singleton	1,565	105	1993-98	27.	Tiffany Williams	623	102	1990-94
3.	Margaret Martinovich	1,480	108	1981-85	28.	Judy Jones	592	57	2009-12
4.	Monica Gibbs	1,460	123	2005-09	29.	Dewella Holliday	589	55	2002-04
5.	Tisha Boldt	1,379	111	1986-88, 89-91	30.	Philcia Ross	578	96	1990-94
6.	Tammy Rogers	1,343	96	1987-91	31.	Keelah Wilson	538	52	1998-00
7.	Michelle Martin	1,192	103	1989-93	32.	Denise Forestier	537	38	1990-92
8.	Sharon Wilson	1,173	101	1985-89	33.	Tina Camacho	535	89	1981-83, 84-86
9.	Amber Gregg	1,143	118	2007-11	34.	Carmen Brockman	533	79	1989-92
10.	Nikki Hendrix	1,122	78	2001-04	35.	Ashley Gardner	506	51	2010-12
11.	Kim Maxwell	1,081	81	1981-84	36.	Julie Rampley	503	58	2000-01, 02-03
12.	Terrie Davis	1,052	118	2004-08	37.	Jene Vanderbilt	501	97	1998-02
13.	Lacy Minge	898	115	2001-06	38.	Jordan Stark	497	53	2007-09
14.	Rosie Smith	879	54	1997-99	39.	Amy Alkek	490	53	1986-88
15.	Debbie Groves	877	101	1984-88	40.	Lisa Smith	480	47	1995-97
16.	Vivian Ewalefo	846	60	2005-07	41.	Kim Reed	478	112	2001-05
17.	Valerie Wells	828	54	1982-84	42.	Nicole Dunson	476	54	2004-06
18.	Onika Anderson	800	59	2007-09	43.	Soonja Roberson	455	77	1995-98
19.	Whitney York	798	70	2007-P	44.	Niki Foster	437	56	2000-02
20.	Katie Sandefur	782	116	2002-06		Alysse Davis	437	57	2008-09, 10-11
21.	Karen Gaskin	764	54	1988-90	46.	Mantha Emory	434	52	1993-95
22.	Renda Churman	738	108	1997-01	47.	Ankara King	420	46	1992-94
23.	Latifa Northern	717	109	1998-02	48.	Annie Archambault	416	74	1991-94
24.	Ashleigh Franklin	682	58	2009-11	49.	Cindy Pavell	415	27	1981-82
25.	Melinda Hausenfluke	680	108	1990-94	50.	Sonya Smith	414	49	1985-87

Top Single-Game Scoring Performances

- 40 by Starlite Williams vs. St. Mary's (12/16/86)
- 36 by Angel Singleton vs. Northwestern State (2/1/97)
- 34 by Starlite Williams vs. Minnesota (12/31/84)
- 33 by Ashleigh Franklin vs. Sam Houston State (3/8/11)
- 32 by Rosie Smith vs. Stephen F. Austin (1/8/98)
- 32 by Tammy Rogers at Texas A&M (12/19/90)
- 32 by Amber Gregg vs. Jacksonville State (11/28/09)
- 31 by Tammy Rogers at UTPA (1/30/91)
- 31 by Starlite Williams vs. Baylor (12/6/86)
- 30 by Starlite Williams at Houston (12/3/86)
- 30 by Starlite Williams vs. Rice (12/3/85)
- 30 by Kim Maxwell vs. Oklahoma City (2/27/84)
- 30 by Rosie Smith vs. Lamar (2/20/99)



Starlite Williams is UTSA's all-time scoring leader with 1,607 points.

500-Rebound Club



Monica Gibbs
Years Played: 2005-09
Games: 123
Average: 8.0
Rebounds: 990



Margaret Martinovich
Years Played: 1981-85
Games: 108
Average: 7.2
Rebounds: 778



Angel Singleton
Years Played: 1994-98
Games: 105
Average: 6.9
Rebounds: 730



Tisha Boldt
Years Played: 1986-91
Games: 111
Average: 6.1
Rebounds: 675



Starlite Williams
Years Played: 1983-87
Games: 97
Average: 6.6
Rebounds: 636



Michelle Martin
Years Played: 1989-93
Games: 103
Average: 5.7
Rebounds: 590



Onika Anderson
Years Played: 2007-09
Games: 59
Average: 9.8
Rebounds: 579



Debbye Groves
Years Played: 1984-88
Games: 101
Average: 5.5
Rebounds: 550



Tiffany Williams
Years Played: 1990-94
Games: 102
Average: 5.3
Rebounds: 544



Tammy Rogers
Years Played: 1987-91
Games: 96
Average: 5.3
Rebounds: 513



Ashleigh Franklin
Years Played: 2009-11
Games: 58
Average: 8.7
Rebounds: 506

Top 50 Rebounders

RK	PLAYER	REBOUNDS	GAMES	YEARS	RK	PLAYER	REBOUNDS	GAMES	YEARS
1.	Monica Gibbs	990	123	2005-09	26.	Julie Rampley	335	58	2000-03
2.	Margaret Martinovich	778	108	1981-85	27.	Mantha Emory	334	52	1993-95
3.	Angel Singleton	730	105	1993-98	28.	Kim Maxwell	333	81	1981-84
4.	Tisha Boldt	675	111	1986-88, 89-91	29.	Annie Archambault	329	74	1991-94
5.	Starlite Williams	636	97	1983-87	30.	Melinda Hausenfluke	326	108	1990-94
6.	Michelle Martin	590	103	1989-93	31.	Denise Fritz	322	54	1981-83
7.	Onika Anderson	579	59	2007-09	32.	Karen Gaskin	311	54	1988-90
8.	Debbye Groves	550	101	1984-88	33.	Soonja Roberson	299	77	1995-98
9.	Tiffany Williams	544	102	1990-94	34.	Whitney Wright	292	84	2009-P
10.	Tammy Rogers	513	96	1987-91	35.	Dewella Holliday	290	55	2002-04
11.	Ashleigh Franklin	506	58	2009-11	36.	Sonya Smith	289	49	1985-87
12.	Katie Sandefur	473	116	2002-06	37.	Alysse Davis	283	57	2008-09, 10-11
13.	Vivian Ewalefo	454	60	2005-07	38.	Lisa Smith	280	47	1995-97
14.	Lacy Mingee	447	115	2001-06	39.	Ashley Gardner	274	51	2010-12
15.	Nikki Hendrix	435	78	2001-04	40.	Jene Vanderbilt	273	97	1998-02
16.	Sharon Wilson	411	101	1985-89	41.	Cindy Pavell	271	27	1981-82
17.	Valerie Wells	401	54	1982-84	42.	Amber Gregg	253	118	2007-11
18.	Judy Jones	392	57	2009-12	43.	Ankara King	251	46	1992-94
19.	Carmen Brockman	390	79	1989-92	44.	Jordan Stark	243	53	2007-09
20.	Kim Reed	389	112	2001-05	45.	Summer Swoboda	241	55	1996-98
21.	Terrie Davis	387	118	2004-08	46.	Kim Duncan	239	55	1983-85
22.	Latifa Northern	381	109	1998-02		Rosie Smith	239	54	1997-99
23.	Ryba Pawlaczyk	375	60	2007-09	48.	Philicia Ross	226	96	1990-94
	Renda Churman	375	108	1997-01		Portia Matthews	226	30	1990-91
25.	Keelah Wilson	342	52	1998-00	50.	Rhonda Hoffman	225	102	1983-87

Top Single-Game Rebounding Performances

- 24 by Margaret Martinovich vs. A&M-Kingsville (11/27/81)
- 23 by Onika Anderson vs. Sam Houston State (2/21/09)
- 22 by Ashleigh Franklin vs. Sam Houston State (2/20/10)
- 20 by Cindy Pavell vs. Texas Lutheran (12/1/81)
- 19 by Ashleigh Franklin at Sam Houston State (1/8/11)
- 19 by Onika Anderson vs. Texas State (1/26/08)
- 19 by Vivian Ewalefo vs. Lamar (1/6/07)
- 19 by Keelah Wilson vs. UT Arlington (12/30/99)
- 18 by Ashleigh Franklin vs. Houston (12/7/09)
- 18 by Tammy Tilghman vs. Iona (12/9/88)
- 17 by Judy Jones at Southeastern La. (02/08/12)
- 17 by Richelle Parks vs. UT-Martin (12/19/05)
- 17 by Margaret Martinovich vs. Texas Southern (1/6/83)
- 17 by Angel Singleton vs. North Texas (1/22/96)
- 17 by Vivian Ewalefo vs. Northwestern St. (3/3/06)
- 16 by Cori Cooper at Texas State (02/25/12)
- 16 by Mannasha Bell vs. Houston (12/04/11)
- 16 by Niki Foster vs. Sam Houston St. (2/22/01)
- 16 by Keelah Wilson vs. Northwestern St. (1/20/00)
- 16 by Angel Singleton vs. McNeese St. (1/11/96)
- 16 by Onika Anderson vs. Northwestern St. (1/19/08)
- 16 by Onika Anderson vs. Texas A&M-CC (2/2/08)
- 16 by Onika Anderson vs. McNeese St. (1/10/09)



Monica Gibbs is one of six players in school history to record more than 1,000 points and 500 rebounds.

Honor Roll

**Southland Conference
Postseason Honors**

Player of the Year

2009 — Monica Gibbs

Coach of the Year

2001 — Rae Rippetoe-Blair

2003 — Rae Rippetoe-Blair

2009 — Rae Rippetoe-Blair

Freshman of the Year

1998 — Rosie Smith

2005 — Richelle Parks

2006 — Monica Gibbs

Newcomer of the Year

2002 — Nikki Hendrix

2003 — Dwella Holliday

2006 — Vivana Ewalefo

2008 — Onika Anderson

Defensive Player of the Year

2009 — Monica Gibbs

All-Southland Conference

First Team

Nikki Hendrix — 2003

Nikki Hendrix — 2004

Vivian Ewalefo — 2006

Vivian Ewalefo — 2007

Monica Gibbs — 2008

Monica Gibbs — 2009

Onika Anderson — 2009

Second Team

Angel Singleton — 1997

Joyce Howard — 1998

Rosie Smith — 1999

Keelah Wilson — 2000

Rendra Churman — 2001

Julie Rampley — 2001

Nikki Hendrix — 2002

Dwella Holliday — 2004

Richelle Parks — 2005

Monica Gibbs — 2007

Onika Anderson — 2008

Whitney York — 2010

Judy Jones — 2010

Amber Gregg — 2010

Third Team

Julie Rampley — 2003

Tanisha Jackson — 2003

Nicole Dunson — 2006

Terrie Davis — 2008

Ashleigh Franklin — 2010

Ashleigh Franklin — 2011

Honorable Mention

Ryba Pawalczyk — 2009

Judy Jones — 2012

Southland Tournament

MVP

Monica Gibbs — 2008

Onika Anderson — 2009

All-Southland Tournament

Rosie Smith — 1998

Nikki Hendrix — 2003

Nikki Hendrix — 2004

Vivian Ewalefo — 2006

Monica Gibbs — 2006

Terrie Davis — 2008

Onika Anderson — 2008

Monica Gibbs — 2009

Jordan Starks — 2009

Ashleigh Franklin — 2011

Academic Awards

ESPN The Magazine/CoSIDA Academic All-District IV

2008-09 — Ryba Pawlaczyk (Second Team)

Southland Conference Student-Athlete of the Year

2004-05 — Nicole Dunson

2008-09 — Ryba Pawlaczyk

Southland Conference All-Academic

First Team

Nicole Dunson — 2005

Ryba Pawlaczyk — 2009

Second Team

Alysse Davis — 2011

Opponent Records

Individual Opponent Records Single Game

Points Scored

43, Amanda Jackson, Miami/Ohio (12/29/07)

Points Scored/Conference Game

35, Tammy Terry, Okla. City (2/27/84)

Field Goals

16, Lisa Foss, No. Illinois (2/22/91)

Field Goals/Conference Game

13, Sheronda Bell, NW St. (1/26/06)

Free Throws

17, Tammy Terry, Okla. City (2/27/84)

Free Throws/Conference Game

17, Tammy Terry, Okla. City (2/27/84)

Free Throw Attempts

21, Katrina Price, SFA (3/5/98)

Free Throw Attempts/Conference

21, Katrina Price, SFA (3/5/98)

Three-Point FG

9, Carin Stites, Oklahoma (1/21/91)

Angela Branch, ULM (12/30/93)

3-Point FG/Conference Game

9, Angela Branch, ULM (12/30/93)

Rebounds

21, Kris Veatch, New Mexico St., (1/23/88)

Yolanda Wilkerson, Texas St. (12/24/96)

Rebounds/Conference Game

21, Yolanda Wilkerson, Texas St. (12/24/96)

Assists

14, Amy Sheiron, Sam Houston (2/18/99)

Turnovers

12, Lakeita Richardson, Sam Houston (2/10/94)

Blocked Shots

7, Shannon Spriggs, UT Arlington (3/2/95)

Steals

11, Leslie Hale, Sam Houston (2/11/95)

Team Records

Single Game

Points Scored

115 by Houston (12/18/89)

Points Scored/Conference Game

102 by Stephen F. Austin (2/3/96)

Points Scored/Single Half

66 (1st half) by Houston (12/18/89)

60 (2nd half) by Houston (11/27/90)

Fewest Points in a Game

26 by Prairie View A&M (1/29/83)

Fewest Points/Conference Game

37 by Texas A&M-Corpus Christi (2/17/10)

Fewest Points Scored/Single Half

8 (first half) by Prairie View A&M (12/3/96)

Most Field Goals

47 by Houston (11/27/90)

Fewest Field Goals in a Game

7 by Schreiner (11/15/09)

Fewest Field Goals in a Half

1 by Prairie View A&M (12/3/96)

Schreiner (11/15/09)

Fewest Field Goals/Conf. Game

12, Southeastern Louisiana (1/4/01)

Most Field Goal Attempts

90 by Houston (11/27/90)

Highest FG Percentage

67.8 % (40-59) by Stephen F. Austin (1/8/00)

Highest Field Goal Percentage in a Half

72 % by Baylor (12/16/96)

Lowest Field Goal Percentage in a Game

14 % (7-50), by Schreiner (11/15/09)

Most Free Throws Made in a Game

33 by Oral Roberts (2/22/86)

Texas Tech (12/17/88)

Fewest Free Throws Made in a Game

1 by five opponents, most recent by Texas St. (1/28/09)

Most 3-Point Field Goals in a Game

13 by Oklahoma (1/21/91)

Most 3-Point FG Made/Conf. Game

11, Sam Houston St., 1/19/06

3-Point FG Attempts

40 by New Mexico St. (12/31/90)

3-Point FG Attempts/Conf. Game

34, Nicholls (2/19/11)

Three-Point FG Percentage

66.7% by three opponents, most recent by Northwestern St. (8-of-12), 1/22/05

Most Rebounds in a Game

64 by Prairie View A&M (2/8/90)

Louisiana-Monroe (12/30/93)

Most Rebounds/Conf. Game

64 by Louisiana-Monroe (12/30/93)

Most Assists in a Game

38 by Northwestern St. (2/20/93)

Most Assists/Conference Game

38 by Northwestern St. (2/20/93)

Most Turnovers in a Game

43 by A&M-Commerce (1/12/87)

Most Fouls in a Game

36 by Angelo St. (1/11/82)

Most Fouls/Conference Game

27, Northwestern St. (1/30/99)

Lamar (2/3/05)

Fewest Fouls in a Game

7 by McNeese St. (2/19/94)

Most Blocks in a Game

12 by Northwestern St. (1/8/05)

Most Steals in a Game

31 by Houston (11/27/90)

All-Time vs. Ranked Opponents

By Date

Dec. 5, 1985	vs. No. 25 Houston	L, 52-63
Dec. 13, 1986	at No. 22 Texas Tech	L, 62-75
Jan. 9, 1988	at No. 25 Stephen F. Austin	L, 58-81
Dec. 19, 1988	vs. No. 19 Stephen F. Austin	L, 59-66
Nov. 22, 1997	vs. No. 19 Texas Tech	L, 44-57
Dec. 2, 1998	at No. 12 Texas Tech	L, 39-96
Dec. 30, 2001	vs. No. 19 Auburn	L, 50-73
Dec. 31, 2003	vs. No. 11 Kansas State	L, 45-75
Dec. 19, 2005	at No. 10 Arizona State	L, 64-78
Dec. 20, 2006	vs. No. 13 Purdue	L, 50-75
March 22, 2008	vs. No. 8 Texas A&M	L, 52-91
Nov. 16, 2008	at No. 24 TCU	L, 60-73
March 22, 2009	vs. No. 5 Baylor	L, 82-87 (OT)
Nov. 13, 2009	at No. 10 Texas	L, 60-71
Dec. 19, 2009	vs. No. 6 Florida State	L, 50-65
Nov. 19, 2010	vs. No. 23 TCU	L, 59-83

0-16

By Rank

March 22, 2009	vs. No. 5 BayL,or	L, 82-87 (OT)
Dec. 19, 2009	vs. No. 6 FL,orida State	L, 50-65
March 22, 2008	vs. No. 8 Texas A&M	L, 52-91
Dec. 19, 2005	at No. 10 Arizona State	L, 64-78
Nov. 13, 2009	at No. 10 Texas	L, 60-71
Dec. 31, 2003	vs. No. 11 Kansas State	L, 45-75
Dec. 2, 1998	at No. 12 Texas Tech	L, 39-96
Dec. 20, 2006	vs. No. 13 Purdue	L, 50-75
Dec. 19, 1988	vs. No. 19 Stephen F. Austin	L, 59-66
Nov. 22, 1997	vs. No. 19 Texas Tech	L, 44-57
Dec. 30, 2001	vs. No. 19 Auburn	L, 50-73
Dec. 13, 1986	at No. 22 Texas Tech	L, 62-75
Nov. 19, 2010	vs. No. 23 TCU	L, 59-83
Nov. 16, 2008	at No. 24 TCU	L, 60-73
Dec. 5, 1985	vs. No. 25 Houston	L, 52-63
Jan. 9, 1988	at No. 25 Stephen F. Austin	L, 58-81

0-16

Annual Leaders

1981-82

Points - Cindy Pavell (15.4)
Rebounds - Cindy Pavell (10.0)
Assists - Shelley Seale (4.6)

1982-83

Points - Margaret Martinovich (17.4)
Rebounds - Margaret Martinovich (9.1)
Assists - Shelley Seale (6.4)

1983-84

Points - Valerie Wells (16.7)
Rebounds - Valerie Wells (7.8)
Assists - Rhonda Hoffman (3.9)

1984-85

Points - Starlite Williams (17.6)
Rebounds - Starlite Williams (7.9)
Assists - Karen Kroen (3.3)

1985-86

Points - Starlite Williams (17.1)
Rebounds - Debbye Groves (7.1)
Assists - Rhonda Hoffman (4.0)

1986-87

Points - Starlite Williams (20.6)
Rebounds - Starlite Williams (7.0)
Assists - Rhonda Hoffman (3.4)

1987-88

Points - Tisha Boldt (15.1)
Rebounds - Debbye Groves (6.5)
Assists - Sharon Wilson (4.1)

1988-89

Points - Sharon Wilson (15.2)
Rebounds - Tammy Rogers (6.1)
Assists - Sharon Wilson (4.8)

1989-90

Points - Karen Gaskin (15.8)
Rebounds - Karen Gaskin (6.7)
Assists - Tammy Rogers (3.9)

1990-91

Points - Tammy Rogers (19.4)
Rebounds - Tisha Boldt (8.7)
Assists - Tammy Rogers (7.2)

1991-92

Points - Denise Forestier (13.7)
Rebounds - Michelle Martin & Carmen Brockman (7.5)
Assists - Melinda Hausenfluke (2.9)

1992-93

Points - Tina Martin (14.0)
Rebounds - Tiffany Williams (6.2)
Assists - Michelle Carlucci (3.2)

1993-94

Points - Ankara King (11.1)
Rebounds - Tiffany Williams (6.8)
Assists - Melinda Hausenfluke (2.8)

1994-95

Points - Angel Singleton (14.8)
Rebounds - Angel Singleton (7.2)
Assists - Tracey Pepper (4.3)

1995-96

Points - Angel Singleton (14.2)
Rebounds - Angel Singleton (7.5)
Assists - Sherika Nelson (3.1)

1996-97

Points - Angel Singleton (16.0)
Rebounds - Angel Singleton (6.9)
Assists - Joyce Howard (5.3)

1997-98

Points - Rosie Smith (15.6)
Rebounds - Angel Singleton (6.5)
Assists - Joyce Howard (7.2)

1998-99

Points - Rosie Smith (17.0)
Rebounds - Donelle Jones (6.4)
Assists - Amber Follis (4.9)

1999-2000

Points - Keelah Wilson (14.8)
Rebounds - Keelah Wilson (9.1)
Assists - Jene Vanderbilt (2.5)

2000-01

Points - Renda Chruman (11.4)
Rebounds - Julie Rampley (6.4)
Assists - Julie Rampley (3.6)

2001-02

Points - Niki Foster (13.0)
Rebounds - Kate Fitzgerald (6.0)
Assists - Kate Fitzgerald (2.3)

2002-03

Points - Nikki Hendrix (13.9)
Rebounds - Tanisha Jackson (6.5)
Assists - Julie Rampley (3.9)

2003-04

Points - Nikki Hendrix (17.7)
Rebounds - Nikki Hendrix (7.0)
Assists - Kim Reed (3.0)

2004-05

Points - Richelle Parks (13.9)
Rebounds - Richelle Parks (8.0)
Assists - Kim Reed (3.5)

2005-06

Points - Vivian Ewalefo (12.2)
Rebounds - Vivian Ewalefo (7.6)
Assists - Monica Gibbs (4.9)

2006-07

Points - Vivian Ewalefo (16.0)
Rebounds - Monica Gibbs (8.1)
Assists - Monica Gibbs (4.8)

2007-08

Points - Onika Anderson (13.5)
Rebounds - Onika Anderson (8.8)
Assists - Monica Gibbs (5.9)

2008-09

Points - Monica Gibbs (15.6)
Rebounds - Onika Anderson (10.6)
Assists - Monica Gibbs (6.7)

2009-10

Points - Whitney York (15.0)
Rebounds - Ashleigh Franklin (8.9)
Assists - Whitney York (3.0)

2010-11

Points - Amber Gregg (13.7)
Rebounds - Ashleigh Franklin (8.5)
Assists - Amber Gregg (3.2)

2011-12

Points - Kamra King (10.4)
Rebounds - Judy Jones (7.0)
Assists - Simone Young (2.4)

Year-by-Year Results



Ginny DeHaven
1981-84
54-27 (.666)
three seasons

1981-82

(16-11) Ginny DeHaven

N 23	@ Texas St.	W	89-69
N 25	Houston	L	44-59
N 27	A&M-Kingsville #	W	82-69
N 28	UTEP #	W	72-62
N 29	UT-Pan American #	W	71-40
D 1	Texas Lutheran	W	80-62
D 3	@ Texas A&M	W	67-57
D 5	@ Baylor	L	65-69
D 11	Baylor	L	69-70
J 4	UT Arlington	W	56-55
J 9	Lamar	W	53-51
J 11	Angelo St.	W	73-50
J 14	@ Lamar	L	59-71
J 19	@ Texas Lutheran	W	72-62
J 21	Texas A&M	L	51-60
J 23	Texas Woman's	W	71-51
J 25	A&M-Kingsville	W	68-48
J 29	W. Texas A&M ^	L	61-67
J 30	Southwestern ^	W	58-53
J 30	A&M-Kingsville ^	W	75-62
F 4	@ Texas Woman's	W	60-48
F 5	@ North Texas %	L	67-77
F 6	Texas Woman's %	W	56-40
F 8	@ UT Arlington	L	50-75
F 16	@ SMU	L	57-76
F 19	@ Texas A&M	L	48-53
F 22	@ Houston	L	58-75

A&M-Kingsville Tournament

^ Angelo St. Tournament

% North Texas Tournament

1982-83

(17-10) Ginny DeHaven

N 22	@ Southwestern	W	67-56
N 24	Sam Houston	W	67-52
N 29	@ Texas A&M	L	64-84
D 2	Texas Lutheran	W	92-57
D 6	Southwestern	W	62-43
D 10	Texas St.	L	53-55
D 11	Hardin-Simmons	W	74-58
J 4	UT Arlington	W	56-30
J 6	@ Texas Southern	L	55-65
J 8	North Texas	W	78-60
J 10	Rice	W	68-53
J 12	@ Sam Houston	W	59-29

J 17	@ Huston-Tillotson	W	89-51
J 19	@ Texas Lutheran	W	70-54
J 25	Houston (OT)	L	80-90
J 27	@ Prairie View A&M	W	72-26
J 29	Huston-Tillotson	W	92-56
F 2	SMU (OT)	W	67-66
F 5	@ Lamar	L	56-66
F 8	Texas	L	54-74
F 10	Prairie View A&M	W	96-29
F 14	@ Hardin-Simmons	W	81-66
F 15	@ Texas Tech	L	76-86
F 19	Texas Southern	L	73-80
F 22	@ Rice	W	75-65
F 23	@ Houston	L	67-75
F 26	Lamar	L	65-66

1983-84

(21-6, 7-1 OCAC) Ginny DeHaven

N 22	@ Sam Houston	W	79-55
N 28	Southwestern	W	100-46
D 1	@ Texas St.	W	69-66
D 3	Texas Tech	L	64-72
D 5	Houston	L	66-68
D 7	@ Texas	L	45-90
D 12	@ Baylor	W	67-66
D 31	Missouri St.	W	82-79
J 3	Texas St.	W	99-73
J 5	Texas A&M	L	66-70
J 9	@ St. Mary's	W	75-58
J 17	@ Rice	W	76-55
J 18	@ Houston	L	73-80
J 21	@ Oral Roberts *	W	77-72
J 23	@ Okla. City *	W	85-78
J 27	Sam Houston	W	88-47
F 2	@ Southwestern	W	71-66
F 4	W. Texas A&M *	W	72-69
F 6	@ Hardin-Simmons *	W	88-71
F 11	UTEP *	W	92-79
F 14	St Mary's	W	79-49
F 18	@ W. Texas A&M *	L	54-69
F 20	Hardin-Simmons	W	90-41
F 25	Oral Roberts *	W	75-64
F 27	Okla. City *	W	113-91
F 29	Rice	W	73-72
M 3	@ UTEP *	W	72-68

* Oil Country Athletic Conference game



Bill MacLeay
1984-89
75-60 (.555)
five seasons

1984-85

(18-10, 9-1 OCAC) Bill MacLeay

N 22	Missouri ^	L	70-86
N 23	Minnesota ^	L	57-60
N 24	Mississippi St. ^	W	56-54
N 29	Texas St.	W	66-59
D 1	Texas Southern	W	84-57
D 3	@ Rice	W	77-67
D 4	@ Houston	L	59-80
D 8	Southwestern	W	84-54
D 14	Idaho #	L	67-68
D 15	La Tech #	L	39-80
D 31	Minnesota \$	L	72-86
J 4	UL-Monroe %	L	56-77
J 5	Hardin-Simmons %	W	83-64
J 8	@ Texas A&M	W	61-51
J 15	St. Mary's	W	72-64
J 19	Oral Roberts *	W	80-56
J 21	Okla. City *	W	76-67
J 24	@ Texas St.	L(OT)	69-71
F 2	@ W. Texas A&M *	L	67-83
F 4	@ Hardin-Simmons *	W	88-68
F 9	@ UTEP *	W	79-69
F 12	@ St. Mary's	W	68-47
F 16	W. Texas A&M*	W	73-54
F 18	Hardin-Simmons *	W	78-61
F 23	@ Oral Roberts *	W	68-57
F 25	@ Okla. City *	W	66-65
M 2	UTEP *	W	78-52
M 9	W. Texas A&M **	L	64-79

^ Queen's Classic (Plainview)

Hilton Inn Classic (Dallas)

\$ Kangaroo Classic (San Diego, Calif.)

*Oil Country Athletic Conference game

**OCAC Championship (Abilene)

1985-86

(18-9) Bill MacLeay

N 26	@ Texas Southern	W	69-68
N 30	Texas St.	W	72-58
D 3	Rice	W	81-67
D 5	Houston	L	52-63
D 9	Baylor	W	62-58
D 16	@ A&M-Kingsville	W	71-38
D 18	Creighton	W	71-69
J 4	Texas Southern	W	68-54
J 6	Texas A&M	W	57-54
J 10	UT-Pan American ^	W	75-36
J 11	Sam Houston	W	58-57
J 13	St. Mary's	W	74-55
J 18	Oral Roberts	L	54-60
J 22	@ Prairie View A&M	L	54-71
J 25	Southwestern	W	86-53

HISTORY & RECORDS

J 28	_ UT-Pan American	_ W	69-58
F 1	_ @ W. Texas A&M	_ L	43-85
F 3	_ @ Hardin-Simmons	_ W	61-58
F 6	_ @ St. Mary's	_ W	73-67
F 8	_ @ UTEP	_ W	65-58
F 11	_ @ Texas St.	_ L	66-69
F 13	_ Prairie View A&M	_ L	61-64
F 15	_ W. Texas A&M	_ L	56-59
F 17	_ Hardin-Simmons	_ W	83-67
F 22	_ @ Oral Roberts	_ L	61-97
F 25	_ @ UT-Pan American	_ L	48-64
M 1	_ UTEP	_ W	99-65

^ at Huntsville

1986-87

(18-8) Bill MacLeay

N 28	_ Oklahoma ^	_ L	62-67
N 29	_ Nevada ^	_ W	78-67
D 3	_ @Houston	_ L	74-75
D 5	_ Alabama #	_ L	72-77
D 6	_ Baylor #	_ W	75-67
D 8	_ Texas St.	_ W	77-66
D 10	_ @ SMU	_ L	61-66
D 13	_ @ Texas Tech	_ L	62-75
D 16	_ St. Mary's	_ W	83-72
D 20	_ SFA	_ W	76-67
J 8	_ UT Arlington	_ W	67-43
J 10	_ Sam Houston	_ W	66-38
J 12	_ A&M-Commerce	_ W	93-48
J 15	_ North Texas	_ W	82-62
J 17	_ A&M-Kingsville	_ W	79-43
J 21	_ @ UT-Pan American	_ W	66-41
J 26	_ St. Mary's	_ W	75-52
J 31	_ @ Tulane	_ W	69-66
F 2	_ @ New Orleans	_ L	63-77
F 5	_ UTEP	_ W	72-53
F 7	_ @ Sam Houston	_ L	58-59
F 10	_ @ Creighton	_ L	65-73
F 16	_ @ Texas St.	_ W	81-75
F 21	_ UT-Pan American	_ W	72-36
F 25	_ @ Baylor	_ W	63-57
F 28	_ @ UTEP	_ W	58-52

^ L'eggs Tournament (Las Cruces, N.M.)
Ladyjack Dial Classic (Nacogdoches)

1987-88

(12-16) Bill MacLeay

N 28	_ @ Oklahoma St. ^	_ L	46-91
N 29	_ Prairie View A&M ^	_ W	85-52
D 1	_ Houston	_ L	65-69
D 4	_ Texas A&M #	_ L	58-69
D 5	_ UL-Lafayette #	_ W	72-66
D 8	_ Texas Tech	_ L	50-67
D 12	_ @ Arkansas	_ L	73-84

D 15	_ Baylor	_ W	50-46
D 19	_ St. Mary's	_ W	79-61
D 31	_ Pepperdine	_ W	57-51
J 7	_ @ A&M-Commerce	_ W	64-50
J 9	_ @ SFA	_ L	58-81
J 11	_ @ North Texas	_ L	59-74
J 14	_ UALR	_ W	76-71
J 16	_ New Orleans	_ L	55-83
J 20	_ Colorado St. %	_ W	64-55
J 24	_ @ UW-Green Bay	_ W	62-57
J 25	_ @ Creighton	_ L	62-82
F 1	_ @ Texas St.	_ L	62-84
F 3	_ @ SMU	_ L	58-81
F 6	_ UTEP	_ W	76-55
F 9	_ @ UALR	_ L	69-75
F 10	_ @ UMKC	_ L	62-79
F 15	_ @ UT Arlington	_ L	67-75
F 21	_ @ UTEP	_ W	59-58
F 23	_ @ New Mexico St.	_ L	65-91
F 27	_ Oral Roberts	_ L	78-92
M 1	_ Texas St.	_ W	81-67

^ OSU Cowgirl Classic (Stillwater, Okla.)
Converse-Hampton Inn Lady Aggie Classic (College Station, Texas)
% Played at HemisFair Arena

1988-89

(9-17) Bill MacLeay

N 25	_ Lamar ^	_ L	76-78
N 26	_ Prairie View A&M ^	_ W	62-44
D 2	_ South Alabama #	_ L	55-77
D 3	_ Arkansas #	_ L	57-75
D 5	_ Texas St.	_ L	64-78
D 9	_ Iona %	_ W	88-58
D 10	_ @ Missouri %	_ L	68-89
D 17	_ @ Texas Tech	_ L	53-92
D 19	_ SFA	_ L	59-66
J 2	_ Houston	_ L	63-71
J 6	_ @ UTEP	_ L	63-76
J 9	_ Arkansas	_ L	77-97
J 12	_ @ Wyoming	_ L	67-70
J 14	_ @ Colorado St.	_ L	57-71
J 19	_ New Mexico St.	_ W	58-57
J 21	_ Southeastern La.	_ L	59-70
J 24	_ St. Mary's	_ W	100-62
J 28	_ @ Oral Roberts	_ L	71-92
J 30	_ @ North Texas	_ L	59-80
F 2	_ Nicholls	_ W	59-54
F 4	_ UMKC	_ L	57-61
F 8	_ UTEP	_ W	64-60
F 18	_ @ Southeastern La.	_ L	63-71
F 20	_ @ Nicholls	_ W	72-64
F 27	_ @ Texas St.	_ W	79-78
M 2	_ Creighton	_ W	82-80

^ Sam HoustonTourney (Huntsville)
SFA Dial Classic (Nacogdoches)
% Mid-America Classic (Columbia, Mo.)



Mary Ann McLaughlin
1989-94
50-87 (.364)
five seasons

1989-90

(12-16) Mary Ann McLaughlin

N 25	_ Schreiner	_ W	83-60
N 27	_ @ Lamar	_ L	68-90
D 2	_ Angelo St.	_ W	77-74
D 3	_ @ Baylor	_ W	75-66
D 11	_ Texas Lutheran	_ W	88-54
D 16	_ Lamar	_ L	63-79
D 18	_ @ Houston	_ L	66-115
D 20	_ Texas Tech	_ L	65-82
D 29	_ @ Pepperdine^	_ L	61-82
D 30	_ San Diego St.^	_ W	67-65
J 3	_ @ Texas St.	_ L	61-75
J 8	_ @ UTEP	_ L	59-65
J 10	_ @ New Mexico St.	_ L	55-89
J 13	_ Wyoming	_ L	59-68
J 17	_ Prairie View A&M	_ W	75-59
J 20	_ Nicholls	_ W	82-51
J 22	_ St. Mary's %	_ W	68-62
J 29	_ UMKC	_ L	54-57
F 1	_ Texas St.	_ L	64-66
F 3	_ @ Southeastern La.	_ L	75-84
F 5	_ @ Nicholls	_ L	52-70
F 8	_ @ Prairie View A&M	_ L	64-71
F 12	_ @ UMKC	_ L	48-69
F 17	_ UTEP	_ L	64-69
F 22	_ Southeastern La.	_ W	86-84
F 24	_ UT-Pan American	_ W	86-70
F 28	_ @UT-Pan American	_ W	80-58
M 3	_ North Texas	_ W	82-81

^ Pepperdine Tournament (Malibu, Calif.)
% Played at HemisFair Arena

1990-91

(18-12) Mary Ann McLaughlin

N 24	_ Schreiner	_ W	113-89
N 27	_ @ Houston	_ L	55-111
N 30	_ Wayland Baptist	_ L	64-73
D 4	_ @ UTEP	_ L	76-78
D 7	_ Duke^	_ L	68-71
D 8	_ Baylor^	_ L	76-91
D 17	_ @ Baylor	_ L	80-87
D 19	_ @ Texas A&M	_ L	69-84
D 31	_ New Mexico St.	_ W	98-84

J 3 __ UT Arlington ____ W ____ 83-69
 J 5 __ Prairie View A&M ____ W ____ 86-46
 J 8 __ @ North Texas ____ W ____ 84-75
 J 10 __ Lamar ____ L ____ 71-96
 J 12 __ Nicholls ____ W ____ 83-73
 J 14 __ @ Sam Houston ____ W ____ 76-63
 J 21 __ @ Oklahoma ____ L ____ 86-93
 J 26 __ Texas Southern ____ W ____ 80-68
 J 29 __ Sam Houston ____ W ____ 96-78
 J 30 __ @ UT-Pan American ____ W ____ 88-72
 F 4 __ @ UT Arlington ____ W ____ 69-63
 F 7 __ @ Texas Southern ____ W ____ 72-52
 F 9 __ SMU ____ W ____ 93-77
 F 12 __ UTEP ____ W ____ 86-61
 F 16 __ @ Tulane (OT) ____ W ____ 98-93
 F 18 __ @ Nicholls ____ W ____ 69-58
 F 22 __ No. Illinois# ____ L ____ 73-103
 F 23 __ @ Alaska Anchorage# ____ L ____ 89-97
 F 24 __ No. Arizona# ____ W ____ 79-75
 F 28 __ UT-Pan American ____ W ____ 70-51
 M 2 __ Texas St. ____ L ____ 58-73
 ^ SWT Jowers Jamboree (San Marcos)
 # Great Alaska Shootout (Anchorage, Alaska)

1991-92

(4-23) Mary Ann McLaughlin
 N 22 __ Baylor ____ L ____ 68-85
 N 25 __ @ Oklahoma ____ L ____ 70-102
 N 30 __ @ UT-Pan American ____ L ____ 57-80
 D 6 __ SMU ____ L ____ 56-59
 D 11 __ Texas A&M ____ W ____ 75-59
 D 16 __ UT-Pan American ____ L ____ 57-61
 D 20 __ Pacific ^ ____ L ____ 57-75
 D 21 __ Dartmouth ^ ____ L ____ 60-68
 J 2 __ @ UT Arlington ____ L ____ 71-76
 J 4 __ @ North Texas ____ L ____ 67-75
 J 9 __ McNeese St. ____ L ____ 66-76
 J 11 __ Nicholls ____ W ____ 72-63
 J 16 __ @ UL-Monroe ____ L ____ 81-94
 J 18 __ @ Northwestern St. ____ L ____ 69-81
 J 23 __ Schreiner ____ W ____ 84-63
 J 25 __ @ Texas St. ____ L ____ 54-56
 J 30 __ SFA ____ L ____ 50-77
 F 1 __ Sam Houston ____ L ____ 52-55
 F 6 __ @ Nicholls ____ L ____ 62-67
 F 8 __ @ McNeese St. ____ L ____ 66-93
 F 10 __ UT Arlington ____ L ____ 59-65
 F 13 __ Northwestern St. ____ L ____ 60-64
 F 15 __ UL-Monroe ____ L ____ 75-81
 F 22 __ Texas St. ____ L ____ 45-61

F 27 __ @ Sam Houston ____ L ____ 45-58
 F 29 __ @ SFA ____ L ____ 54-78
 M 2 __ North Texas ____ W ____ 65-62
 ^ Santa Clara Classic (Santa Clara, Calif.)

1992-93

(11-15, 6-12 SLC) Mary Ann McLaughlin
 D 1 __ @ UT-Pan American ____ W ____ 54-51
 D 5 __ A&M-Kingsville ____ W ____ 73-46
 D 9 __ UT-Pan American ____ W ____ 50-47
 D 12 __ @ Texas Southern ____ L ____ 62-78
 D 15 __ Texas Southern ____ W ____ 76-63
 D 17 __ @ UTEP ____ L ____ 47-75
 J 2 __ @ McNeese St. * ____ L ____ 61-72
 J 4 __ @ Nicholls * ____ L ____ 60-78
 J 7 __ SFA * ____ L ____ 63-96
 J 9 __ Sam Houston* ____ W ____ 66-64
 J 11 __ UTEP ____ L ____ 32-54
 J 16 __ Texas St. * ____ L ____ 48-78
 J 21 __ @Northwestern St. * ____ L ____ 52-80
 J 23 __ @UL-Monroe * ____ L ____ 58-65
 J 28 __ UT Arlington * ____ W ____ 70-63
 J 30 __ North Texas * ____ W ____ 65-64
 F 2 __ Schreiner ____ W ____ 60-49
 F 4 __ @Sam Houston* ____ W ____ 70-54
 F 6 __ @ SFA * ____ L ____ 60-76
 F 8 __ McNeese St. * ____ W ____ 63-59
 F 13 __ @ Texas St. * ____ L ____ 43-96
 F 18 __ UL-Monroe * ____ L ____ 50-74
 F 20 __ Northwestern St. * ____ L ____ 65-93
 F 25 __ @ North Texas * ____ L ____ 63-66
 F 27 __ @ UT Arlington * ____ L ____ 44-53
 M 1 __ Nicholls * ____ W ____ 58-42
 * Southland Conference

1993-94

(5-21, 2-16 SLC) Mary Ann McLaughlin
 N 27 __ Angelo St. ____ L ____ 60-66
 D 3 __ Kent St. ^ ____ L ____ 69-98
 D 4 __ Eastern Illinois ^ ____ L ____ 51-59
 D 7 __ Prairie View A&M ____ W ____ 105-38
 D 11 __ A&M-Kingsville ____ L ____ 44-63
 D 15 __ Tarleton St. ____ W ____ 65-51
 D 28 __ @ Northwestern St. * ____ L(OT) ____ 75-80
 D 30 __ @ UL-Monroe * ____ L ____ 47-84
 J 5 __ @ No. Arizona ____ L ____ 47-70
 J 8 __ Texas St. * ____ L ____ 48-72
 J 14 __ SFA * ____ L ____ 57-72
 J 16 __ Sam Houston* ____ L ____ 61-66
 J 20 __ @ McNeese St. * ____ L ____ 55-57
 J 22 __ @ Nicholls * ____ W ____ 64-48
 J 27 __ UT Arlington * ____ L ____ 52-70
 J 29 __ North Texas * ____ L ____ 65-74
 F 3 __ Schreiner ____ W ____ 74-49
 F 5 __ @ Texas St. * ____ L ____ 43-78

F 10 __ @Sam Houston* ____ L ____ 63-78
 F 12 __ @ SFA * ____ L ____ 49-77
 F 17 __ Nicholls * ____ W ____ 92-52
 F 19 __ McNeese St. * ____ L ____ 68-72
 F 24 __ @ North Texas * ____ L ____ 53-66
 F 26 __ @ UT Arlington * ____ L ____ 69-76
 F 28 __ Northwestern St. * ____ L ____ 56-71
 M 2 __ UL-Monroe * ____ L ____ 67-78
 ^ Rice Classic (Houston)
 * Southland Conference



Jeff Spivey
1994-96
15-37 (.288)
two seasons

1994-95

(7-19, 2-16 SLC) Jeff Spivey
 N 26 __ Midwestern St. ____ L ____ 54-76
 N 30 __ @UT-Pan American ____ W ____ 67-60
 D 3 __ A&M-Kingsville ____ W ____ 60-53
 D 6 __ Schreiner ____ W ____ 85-72
 D 10 __ Baylor ____ L ____ 55-71
 D 17 __ Tarleton St. ^ ____ W ____ 59-56
 D 22 __ @ Oral Roberts ____ L ____ 52-62
 J 2 __ Texas Southern ____ W ____ 62-52
 J 5 __ @ McNeese St. * ____ L ____ 47-83
 J 7 __ @ Nicholls * ____ L ____ 66-72
 J 12 __ Sam Houston* ____ L ____ 72-88
 J 14 __ SFA * ____ L ____ 42-80
 J 17 __ North Texas * ____ L ____ 79-82
 J 21 __ Texas St. * ____ L ____ 51-68
 J 26 __ @ Northwestern St. * ____ L ____ 67-87
 J 28 __ @ UL-Monroe * ____ L ____ 65-83
 F 2 __ Nicholls * ____ W ____ 79-63
 F 4 __ McNeese St. * ____ L ____ 63-75
 F 9 __ @ SFA * ____ L ____ 50-89
 F 11 __ @ Sam Houston* ____ L ____ 50-73
 F 13 __ UT Arlington * ____ W ____ 64-62
 F 16 __ @ Texas St. * ____ L ____ 44-72
 F 23 __ UL-Monroe * ____ L ____ 61-77
 F 25 __ Northwestern St. * ____ L ____ 57-76
 M 2 __ @ UT Arlington * ____ L ____ 61-86
 M 4 __ @ North Texas * ____ L ____ 58-76
 ^ Game played at Trinity University
 * Southland Conference

1995-96

(8-18, 4-14 SLC) Jeff Spivey
 N 25 __ A&M-Kingsville ____ W ____ 59-56
 N 28 __ Prairie View A&M ____ W ____ 66-34
 D 1 __ Iowa St. ^ ____ L ____ 54-82
 D 2 __ Air Force ^ ____ L ____ 69-71
 D 5 __ @ TCU ____ L ____ 58-78

HISTORY & RECORDS

D 9	UT-Pan American	L	70-72
D 20	Texas Southern	W	65-60
D 30	UL-Lafayette	W	67-53
J 4	@ SFA *	L	58-89
J 6	@ Sam Houston*	L	49-79
J 11	McNeese St. *	L	55-57
J 13	Nicholls *	W	71-62
J 18	@ Northwestern St. *	L	73-81
J 20	@UL-Monroe *	L	65-82
J 22	North Texas *	L	77-84
J 27	Texas St. *	L	57-78
F 3	SFA *	L	63-102
F 8	@ Nicholls *	W	71-66
F 10	@ McNeese St. *	W	78-66
F 12	Sam Houston*	L	65-90
F 15	UL-Monroe *	W	72-68
F 27	Northwestern St. *	L	74-93
F 19	UT Arlington *	L	54-66
F 24	@ Texas St.	L	52-67
F 29	@ UT Arlington *	L	56-70
M 2	@ North Texas *	L	67-87

^ New Mexico Tournament (Albuquerque)
* Southland Conference



Terry Gray
1996-99
38-43 (.469)
three seasons

1996-97

(14-13, 7-10 SLC) Terry Gray

N 22	Schreiner	W	82-43
N 23	UT-Pan American	W	53-39
N 26	@ UL-Lafayette	W	63-38
D 3	Prairie View A&M	W	67-31
D 5	Texas Southern	W	91-30
D 7	Howard Payne	W	87-69
D 16	@ Baylor	L	50-77
D 19	@ Air Force	L(OT)	47-51
D 30	Tulsa	L	68-81
J 2	Nicholls *	W	52-43
J 4	McNeese St. *	L	60-62
J 9	@ Northwestern St. *	W	66-64
J 11	@ UL-Monroe *	W	60-51
J 16	Sam Houston*	L	47-51
J 18	SFA *	L	63-88
J 21	@ UT Arlington *	L	43-59
J 25	Texas St. *	L	55-64
J 27	@ UT-Pan American	W	62-44
J 30	UL-Monroe *	W	64-57
F 1	Northwestern St. *	W	74-64
F 6	@ McNeese St. *	L	45-61

F 8	@ Nicholls *	L	43-52
F 15	@ Texas St. *	L	50-57
F 17	@ SFA *	L	63-64
F 22	UT Arlington *	W	51-43
F 25	@ Sam Houston*	W	66-57
M 5	UT Arlington **	L	41-70

* Southland Conference
** Southland Tournament

1997-98

(18-10, 9-7 SLC) Terry Gray

N 15	UT-Pan American	W	69-46
N 22	Texas Tech ^	L	44-57
N 23	Oklahoma ^	L	53-66
N 28	Hardin-Simmons	W	85-56
D 2	@ UT-Pan American	W	72-40
D 4	Schreiner	W	75-46
D 6	Louisiana-Lafayette	W	50-45
D 16	Texas Southern	W	80-37
D 19	Air Force #	W	70-47
D 20	UC Irvine #	W	54-48
J 3	@ Northwestern St. *	W	88-76
J 5	@ UL-Monroe *	L(OT)	70-80
J 8	SFA *	L	71-84
J 10	UT Arlington *	L	51-58
J 17	@ Nicholls *	L	36-44
J 19	@ McNeese St. *	L	44-49
J 24	Sam Houston*	W	67-40
J 29	@ Texas St. *	W	64-48
F 2	@ Sam Houston*	W	67-40
F 5	Southeastern La. *	W	75-52
F 7	McNeese St. *	W	68-55
F 12	@ SFA *	L	69-83
F 14	@ UT Arlington *	W	74-63
F 19	Northwestern St. *	L	51-54
F 21	UL-Monroe *	W	72-70
F 26	Texas St. *	W	71-58
M 4	Sam Houston**	W(OT)	73-72
M 5	SFA**	L	81-88

^ UTSA Classic

UTSA Holiday Tournament

* Southland Conference

** Southland Tournament

1998-99

(6-20, 3-15 SLC) Terry Gray

N 14	UT-Pan American	L	71-77
N 18	UNLV	L	60-65
N 21	@ Tulsa	W	69-63
N 23	@ Oklahoma	L	40-80
D 2	@ Texas Tech	L	39-96
D 18	Denver	W	58-52
D 19	Belmont	W	73-60
D 28	Fordham	L	48-49

D 30	UL-Monroe *	L	41-63
J 2	@ Lamar *	W	65-54
J 4	@ McNeese St. *	L	45-47
J 7	UT Arlington *	L	47-61
J 9	SFA *	L	54-68
J 14	@ Nicholls *	L	56-70
J 16	@ Southeastern La. *	L	58-55
J 23	@ Texas St. *	L	49-59
J 28	McNeese St. *	L	67-75
J 30	Northwestern St. *	L	51-65
F 4	@ UL-Monroe *	L	64-80
F 6	@ Northwestern St. *	L	65-86
F 11	Southeastern La. *	W	60-52
F 13	Nicholls *	L	54-67
F 18	@ Sam Houston*	L	58-70
F 20	Lamar*	L	65-70
F 25	@ UT Arlington *	L	52-53
F 28	Texas St. *	W	73-64

*Southland Conference

1999-2000

(7-20, 3-15 SLC) Jeff Dow

N19	Texas Southern	W	68-62
N20	Harvard	L(OT)	67-69
N24	UT-Pan American	L	61-68
N26	@ UC Irvine	L	44-92
N30	Houston Baptist	W	66-56
D3	@ Texas A&M	L	48-78
D7	@ UT-Pan American	W	58-48
D11	Schreiner	W	76-50
D19	Arizona St.	L	35-70
D28	@ Sam Houston*	L(OT)	67-69
D30	@ UT Arlington *	L	47-54
J6	Southeastern La. *	W	83-60
J8	@ SFA*	L	54-89
J13	McNeese St. *	L	53-70
J15	Lamar *	W	51-49
J20	@ Northwestern St. *	L	46-62
J22	@ UL-Monroe *	L	49-61
J27	SFA *	L	47-82
J29	Texas St. *	W	66-65
F3	UT Arlington *	L	42-60
F5	Sam Houston*	L	55-62
F10	@ Nicholls *	L	57-77
F12	@ Southeastern La. *	L	47-61
F17	UL-Monroe *	L	56-70
F19	Northwestern St. *	L	61-64
F26	@ McNeese St. *	L	79-82
M4	@ Texas St. *	L	61-84

* Southland Conference



Rae Rippetoe-Blair
2000-P
200-159 (.557)
12 seasons

2000-01

(16-13, 13-7 SLC) Rae Rippetoe-Blair

N18	@ Arizona St.	L	40-57
N20	@ UNLV	L	41-57
N24	UTEP ^	W	58-54
N25	Idaho St. ^	W	61-60
N29	Houston	L	57-71
D1	@ Texas A&M	L	54-67
D7	UT Arlington *	W	66-49
D9	SFA *	L	53-67
D19	@ Texas Southern	L	39-47
D28	@ McNeese St. *	W	69-61
J4	@ Southeastern La. *	W	56-41
J6	@ Nicholls *	W	57-45
J11	Lamar *	L	42-57
J13	Sam Houston *	W	72-47
J18	@ UL-Monroe *	L	52-57
J20	@ Northwestern St. *	L	43-45
J27	Texas St. *	W	69-51
F3	McNeese St. *	W	86-62
F8	@ SFA *	L	49-58
F10	@ UT Arlington *	W	64-42
F15	Northwestern St. *	L	61-63
F17	UL-Monroe *	W	65-42
F19	@ Texas St. *	W	73-50
F22	@ Sam Houston *	W	68-50
F24	@ Lamar *	W	71-54
M1	Nicholls *	L	63-69
M3	Southeastern La. *	W	90-53
M6	Lamar %	W	80-59
M8	SFA %	L	32-49

^ UTSA Classic

* Southland Conference

% CenturyTel Southland Tournament

2001-02

(16-12, 15-5 SLC) Rae Rippetoe-Blair

N18	@ Houston	L	45-62
N 23	North Texas^	L	57-64
N 24	Butler^	W	67-48
D 2	@ Wichita St.	L	46-69
D 5	Sam Houston*	W	58-45
D 8	New Mexico	L	38-55
D 20	@ UT Arlington*	W	43-41
D 22	@ SFA*	L	44-58
D 28	San Diego &	L	42-91
D 30	#19 Auburn &	L	50-73
J 3	Lamar*	W	59-43

J 5	Nicholls*	W	53-40
J 7	Southeastern La. *	W	60-46
J 14	McNeese St. *	W	69-56
J 19	@ Northwestern St. *	L	44-56
J 21	@ UL-Monroe*	W	46-39
J 26	SFA *	L	47-62
J 28	UT Arlington*	W	51-48
F 2	@ Sam Houston*	W	42-40
F 4	@ Lamar *	L	39-52
F 9	Northwestern St. *	L	51-57
F 11	UL-Monroe *	W	63-37
F 14	@ McNeese St. *	W	54-51
F 18	Texas St. *	W	56-46
F 21	@ Southeastern La. *	W	64-57
F 23	@ Nicholls*	W	48-34
M 2	@ Texas St. *	W	56-41
M 5	Southeastern La. \$	L	63-66

^ UTSA Classic

\$ Southland Tournament

& Surf N' Slam Tournament (San Diego, Calif.)

* Southland Conference

2002-03

(18-11, 17-3 SLC) Rae Rippetoe-Blair

N22	@ North Texas	L	66-82
N25	A&M-Corpus Christi	L	59-67
N29	Alabama^	L	55-61
N30	Wichita St.^	L	54-63
D8	@ New Mexico	L	49-66
D15	Oral Roberts&	L	43-47
D16	Oklahoma St.&	L	47-53
D30	@ UT Arlington*	L	47-56
J2	@ Northwestern St.*	W	69-60
J4	@ UL-Monroe*	L	53-62
J9	Lamar*	W	57-42
J11	Sam Houston*	W	65-53
J18	McNeese St. *	W	65-54
J22	SFA*	W	64-50
J25	@ Texas St. *	W	67-56
J30	@ Southeastern La. *	W	63-46
F1	@ Nicholls*	W	68-50
F6	Northwestern St. *	W	68-54
F8	UL-Monroe*	W	69-59
F13	@ Lamar*	W	56-50
F15	@ Sam Houston*	W	59-48
F20	@ McNeese St. *	W	45-41
F22	Texas St. *	W	63-56
F27	@ SFA*	L	42-54
M1	UT Arlington*	W	55-39
M5	Southeastern La. *	W	49-38
M7	Nicholls*	W	73-39
M13	UL-Monroe\$	W	60-56
M15	Texas St.\$	L	56-68

^ Hampton Inn Six Flags UTSA Classic

*Southland Conference

& Fun in the Sun Shootout (Cancun, Mexico)
 \$ Southland Tournament

2003-04

(15-14, 10-6 SLC) Rae Rippetoe-Blair

N 14	@ Texas Tech^	L	48-76
N 21	@ A&M-Corpus Christi	L	48-57
N 23	@ Texas Southern	W	57-55
N 28	UTEP \$	W	52-49
N 29	Denver \$	L	55-58
D 5	@ Alabama	L	63-76
D 16	@ Southern Utah	L	73-82
D 19	@ UNLV	L	44-76
D 30	Alcorn St. #	W	74-50
D 31	Kansas St. #	L	45-75
J 4	Santa Clara	W	59-47
J 10	@ UT Arlington*	L	47-55
J 15	@ Southeastern La. *	W	52-51
J 17	@ Nicholls*	W	56-42
J 21	Texas St. *	L	43-44
J 24	Northwestern St. *	L	64-71
J 29	@ Lamar*	W	61-46
J 31	Nicholls*	W	79-60
F 5	@ SFA*	L	59-64
F 7	McNeese St. * W(OT)	W	64-56
F 12	UL-Monroe*	L	62-69
F 14	@ Sam Houston*	W	54-38
F 18	UT Arlington*	W	55-43
F 25	@ Texas St. *	W	71-46
F 28	@ Northwestern St. *	L	56-62
M 4	Lamar*	W	67-44
M 5	Southeastern La. *	W	60-41
M 9	McNeese St. \	W	61-42
M 11	@ Northwestern St. \	L	71-82

^ Preseason WNIT

\$ UTSA Thanksgiving Classic

Wells Fargo/UTSA New Year's Classic

* Southland Conference

\ Southland Tournament

2004-05

(16-12, 10-6 SLC) Rae Rippetoe-Blair

N19	A&M-Corpus Christi	L	44-66
N22	@Tulsa	L	62-80
N26	Prairie View A&M#	W	88-44
N27	Seton Hall#	L	59-60
N30	@Texas A&M	L	48-74
D4	@UTEP	W	54-50
D12	Texas Southern	W	41-33
D18	SMU%	L	46-66
D19	UT-Martin%	W	75-59
D30	Samford\$	W	52-48
D31	Quinnipiac\$	W	73-55
J6	@UL-Monroe*	L	72-75

HISTORY & RECORDS

J8 ___ @Northwestern St.* _ L ___ 49-54
 J14 ___ Nicholls* _____ W ___ 58-53
 J20 ___ @McNeese St.* _ W ___ 67-49
 J22 ___ Northwestern St.* _ L ___ 68-82
 J29 ___ Southeastern La.* _ W ___ 75-64
 F3 ___ Sam Houston* _ W(OT) ___ 73-65
 F5 ___ @Lamar* _____ W ___ 69-59
 F10 ___ @UT Arlington* ___ L ___ 43-57
 F12 ___ Texas St.* _____ W ___ 71-69
 F17 ___ @Southeastern La.* _ W ___ 60-40
 F19 ___ @Nicholls* _____ L ___ 54-58
 F23 ___ Lamar* _____ W ___ 82-55
 F26 ___ UT Arlington* ___ W ___ 48-46
 M1 ___ SFA* _____ W ___ 56-44
 M3 ___ @Texas St.* _____ L(OT) ___ 58-61
 M7 ___ @Northwestern St.^ _ L ___ 48-51
 #Hampton Inn/UTSA Thanksgiving Classic
 %Denver Pioneer Classic (Denver, Colo.)
 \$Wells Fargo/UTSA New Year's Classic
 *Southland Conference
 ^Southland Tournament

2005-06

(18-12, 11-5 SLC) Rae Rippetoe-Blair
 N18 ___ vs. West Virginia # _ W ___ 57-54
 N19 ___ vs. Florida A&M # _ W ___ 71-61
 N22 ___ Tulsa _____ L ___ 41-63
 N25 ___ UALR ! _____ W ___ 52-44
 N26 ___ New Mexico St. ! _ W ___ 61-38
 N29 ___ A&M-Corpus Christi _ L ___ 44-56
 D2 ___ vs. La Tech ^ _____ L ___ 67-75
 D3 ___ vs. Davidson ^ _____ W ___ 75-69
 D19 ___ @ Arizona St. _____ L ___ 64-78
 D30 ___ Buffalo \$ _____ L ___ 62-73
 D31 ___ Colorado St. \$ _____ L ___ 59-63
 J5 ___ Southeastern La. * _ W ___ 75-56
 J7 ___ McNeese St. * _ W ___ 70-58
 J14 ___ @ UL-Monroe * _ L ___ 61-62
 J19 ___ @ Sam Houston* _ W (OT) ___ 75-71
 J21 ___ SFA * _____ W ___ 66-48
 J26 ___ Northwestern St. * _ W ___ 73-65
 J28 ___ UL-Monroe * _____ W ___ 71-70
 F2 ___ @ Nicholls * _____ W ___ 67-57
 F4 ___ @ Southeastern La. * _ L ___ 63-66
 F9 ___ @ McNeese St. * _ L ___ 57-62
 F11 ___ @ Lamar * _____ W ___ 53-50
 F16 ___ UT Arlington * _ W (OT) ___ 68-67
 F18 ___ Texas St. * _____ L (OT) ___ 71-73
 F23 ___ @ SFA * _____ L ___ 68-77
 F25 ___ Sam Houston* _____ W ___ 72-52
 M3 ___ @ Northwestern St. * _ W ___ 69-58
 M6 ___ Southeastern La. % _ W ___ 61-46
 M8 ___ @ UT Arlington % _ W (OT) ___ 76-75
 M11 ___ @ SFA % _____ L ___ 48-56
 # Golden Knight Classic (Orlando, Fla.)

! UTSA Thanksgiving Classic
 ^ Rice Invitational (Houston)
 \$ Wells Fargo/UTSA New Year's Classic
 * Southland Conference
 % Southland Tournament

2006-07

(14-16, 9-7 SLC) Rae Rippetoe-Blair
 N10 ___ @ Texas Tech _____ L ___ 58-66
 N12 ___ @ SMU _____ L ___ 49-78
 N17 ___ @ UTEP _____ L ___ 47-80
 N19 ___ @ New Mexico St. _ L ___ 63-69
 N24 ___ E. Washington ! _ W ___ 77-67
 N25 ___ Tulsa ! _____ L ___ 57-61
 D2 ___ @ UALR _____ L ___ 48-65
 D8 ___ Cal St. Bakersfield _ L ___ 66-77
 D20 ___ vs. #13 Purdue & _ L ___ 50-75
 D21 ___ @ UNLV & _____ W ___ 70-62
 D29 ___ Memphis % _____ W ___ 85-73
 D30 ___ Kent St. % _____ W ___ 69-62
 J6 ___ @ Lamar * _____ L ___ 46-60
 J11 ___ Central Ark. * _____ W ___ 66-59
 J13 ___ Northwestern St. * _ W ___ 55-38
 J20 ___ Texas St.* _____ L ___ 64-76
 J23 ___ @ UT Arlington * _ L ___ 38-67
 J27 ___ @ A&M-Corpus Christi * _ L ___ 69-71
 F1 ___ Sam Houston * _____ W ___ 75-60
 F3 ___ @ SFA * _____ W ___ 61-55
 F8 ___ @ Southeastern La. * _ L (OT) ___ 64-73
 F10 ___ @ Nicholls * _____ W ___ 66-60
 F15 ___ UT Arlington * _____ L ___ 52-68
 F17 ___ @ Texas St. * _____ L ___ 60-63
 F22 ___ McNeese St. * _____ W ___ 87-46
 F24 ___ A&M-Corpus Christi* _ W ___ 61-43
 M1 ___ @ Sam Houston * _ W ___ 65-48
 M3 ___ SFA * _____ W ___ 59-44
 M7 ___ vs. Southeastern La. ^ _ W ___ 62-57
 M9 ___ vs. UT Arlington ^ _ L ___ 52-70

! UTSA Thanksgiving Classic
 & Duel in the Desert (Las Vegas, Nev.)
 % Wells Fargo New's Year Classic
 * Southland Conference
 ^ Southland Tournament game (Katy)

2007-08

(23-10, 12-4 SLC) Rae Rippetoe-Blair
 N9 ___ Huston-Tillotson _____ W ___ 89-50
 N11 ___ Belmont _____ W ___ 77-65
 N18 ___ Wichita St. _____ W ___ 68-60
 N23 ___ New Orleans ! _____ W ___ 60-46
 N24 ___ Georgia Southern ! _ W ___ 72-52
 N29 ___ @ Missouri St. _____ W ___ 63-59
 D1 ___ @ Tulsa _____ L ___ 56-78
 D14 ___ @ FIU _____ L ___ 57-68
 D20 ___ vs. Virginia Tech & _ L ___ 59-84

D21 ___ @ Tulane & _____ L ___ 42-76
 D29 ___ Miami (Ohio) % _ W (2OT) ___ 90-89
 D30 ___ Weber St. % _____ W ___ 73-45
 J2 ___ SMU _____ L ___ 72-74
 J12 ___ Lamar * _____ L ___ 74-75
 J17 ___ @ Central Ark. * _ W ___ 76-49
 J19 ___ Northwestern St. * _ W ___ 68-62
 J24 ___ UT Arlington* _____ W ___ 76-53
 J26 ___ @ Texas St. * _____ W ___ 81-68
 F2 ___ A&M-Corpus Christi * _ W ___ 65-56
 F7 ___ @ Sam Houston * _ W ___ 72-48
 F9 ___ SFA * _____ W ___ 75-62
 F14 ___ @ Southeastern La. * _ W ___ 71-59
 F16 ___ Nicholls * _____ W ___ 82-41
 F21 ___ @ UT Arlington * _ W ___ 63-46
 F23 ___ Texas St. * _____ L ___ 79-85
 F28 ___ @ McNeese St. * _ L ___ 49-52
 M1 ___ @ A&M-Corpus Christi* _ W ___ 60-47
 M6 ___ Sam Houston * _____ W ___ 76-51
 M8 ___ @ SFA * _____ L ___ 54-57
 M12 ___ vs. Northwestern St. ^ _ W ___ 80-56
 M14 ___ vs. UT Arlington ^ _ W ___ 77-67
 M15 ___ vs. Lamar ^ _____ W ___ 65-56
 M22 ___ vs. Texas A&M # _ L ___ 52-91

! UTSA Thanksgiving Classic
 & DoubleTree Tulane Classic (New Orleans)
 % Wells Fargo New's Year Classic
 * Southland Conference
 ^ Southland Tournament game (Katy)
 # NCAA Tournament (Baton Rouge, La.)

2008-09

(24-9, 14-2 SLC) Rae Rippetoe-Blair
 N14 ___ A&M International _ W ___ 85-53
 N16 ___ @ TCU _____ L ___ 60-73
 N21 ___ @ Wichita St. _____ L ___ 51-54
 N23 ___ @ Kansas St. _____ L ___ 51-80
 N28 ___ North Texas ^ _____ L ___ 61-65
 N29 ___ Arkansas St. ^ _____ L ___ 59-73
 D6 ___ Huston-Tillotson _____ W ___ 93-55
 D19 ___ vs. Oakland # _____ L ___ 57-70
 D20 ___ vs. Oral Roberts # _ W ___ 74-62
 D29 ___ Colorado St. % _____ W ___ 67-58
 D30 ___ High Point % _____ W ___ 65-59
 J3 ___ Rice _____ W ___ 81-50
 J5 ___ Tulsa _____ W ___ 63-54
 J10 ___ @ McNeese St. * _ W ___ 61-50
 J14 ___ Nicholls* _____ W ___ 86-33
 J17 ___ @ UT Arlington* _____ L ___ 59-76
 J24 ___ A&M-Corpus Christi * _ W ___ 69-63
 J28 ___ @ Texas St.* _____ W ___ 56-52
 J31 ___ Lamar* _____ W ___ 69-68
 F4 ___ @ Sam Houston* _ W ___ 67-62
 F7 ___ Southeastern La. * _ W ___ 58-57
 F11 ___ @ Central Ark. * _ W (OT) ___ 97-89

F14 __ UT Arlington * __ L __ 60-69
 F18 __ @ A&M-Corpus Christi*W __ 72-54
 F21 __ Sam Houston * __ W __ 85-54
 F25 __ Northwestern St. * __ W __ 74-69
 F28 __ @ Lamar * __ W __ 77-45
 M4 __ Texas St. * __ W __ 80-70
 M7 __ @ SFA * __ W __ 65-51
 M11 __ vs. McNeese St. + __ W __ 71-52
 M13 __ vs. Northwestern St. + __ W __ 58-47
 M14 __ vs. UT Arlington + __ W __ 74-63
 M22 __ vs. Baylor & __ L (OT) __ 82-87
 ^ Star Shuttle Thanksgiving Classic
 # Cozumel Cup (Cozumel, Mexico)
 % Wells Fargo New's Year Classic
 * Southland Conference
 + Southland Tournament (Katy)
 & NCAA Tournament (Lubbock)

2009-10

(16-14, 10-6 SLC) Rae Rippetoe-Blair
 N13 __ @ Texas __ L __ 60-71
 N15 __ Schreiner __ W __ 86-32
 N20 __ vs. Charleston Southern^ __ W __ 75-73
 N21 __ vs. C. of Charleston^ __ L __ 45-62
 N27 __ Navy! __ W __ 69-57
 N28 __ Jacksonville St.! __ W __ 81-69
 D7 __ Houston# __ L __ 53-74
 D19 __ vs. Florida St.\$ __ L __ 50-65
 D20 __ vs. Arkansas\$ __ W __ 71-55
 D21 __ vs. Kansas St.\$ __ L __ 55-59
 D29 __ Maine% __ W __ 79-71
 D30 __ Louisiana Tech% __ L __ 72-82
 J4 __ @ Rice __ L __ 56-70
 J9 __ McNeese St.* __ W __ 68-61
 J13 __ @ Nicholls* __ W __ 58-49
 J16 __ UT Arlington* __ W __ 69-51
 J23 __ @A&M-Corpus Christi* __ L __ 48-52
 J27 __ Texas St.* __ W __ 70-59
 J30 __ @ Lamar* __ L __ 60-69
 F3 __ vs. Sam Houston* __ W __ 74-55
 F6 __ @ Southeastern La.* __ W __ 61-49
 F10 __ Central Arkansas* __ W __ 71-66
 F13 __ @ UT Arlington* __ L __ 71-78
 F17 __ A&M-Corpus Christi* __ W __ 58-37
 F20 __ @ Sam Houston* L(2OT) __ 72-73
 F24 __ @ Northwestern St.* __ W __ 50-48
 F27 __ Lamar* __ L __ 63-66
 M3 __ Texas St.* __ W __ 58-55
 M6 __ Stephen F. Austin* __ L __ 61-77
 M9 __ vs. UT Arlington+ __ L __ 63-68
 ^ Lowcountry Classic (Charleston, S.C.)
 ! UTSA Thanksgiving Classic
 # at the Alamodome
 \$ Duel in the Desert (Las Vegas)
 % UTSA New Year's Classic

* Southland Conference
 + Southland Tournament Game (Katy)

2010-11

(16-15, 11-5 SLC) Rae Rippetoe-Blair
 N12 __ Our Lady of the Lake __ W __ 79-66
 N14 __ Huston-Tillotson __ W __ 87-47
 N19 __ TCU __ L __ 59-83
 N21 __ SMU __ L __ 47-69
 N26 __ Tulsa ^ __ W __ 87-67
 N27 __ Davidson ^ __ L __ 60-69
 D1 __ @ Texas Tech __ L __ 43-83
 D7 __ @ Houston __ L __ 59-71
 D16 __ @ LSU __ L __ 41-74
 D20 __ Kansas St. ! __ W __ 72-55
 D21 __ St. Bonaventure ! __ L __ 37-46
 D28 __ at San Diego St. # __ L __ 52-72
 D30 __ vs. Drexel # __ L __ 37-64
 J8 __ @ Sam Houston* __ L __ 53-62
 J12 __ A&M-Corpus Christi* __ W __ 69-44
 J15 __ @ Stephen F. Austin* __ W __ 66-56
 J19 __ Northwestern St.* __ W __ 80-68
 J22 __ @ Texas St.* __ W __ 69-63
 J29 __ Sam Houston* __ W __ 75-66
 F2 __ @ UT Arlington* __ L __ 55-56
 F5 __ @ Lamar* __ L __ 67-69
 F9 __ Southeastern La.* __ W __ 71-58
 F12 __ Stephen F. Austin* __ W __ 65-61
 F16 __ @ McNeese St.* __ L __ 43-72
 F19 __ Nicholls* __ W(2OT) __ 73-63
 F23 __ @ A&M-Corpus Christi* __ W __ 93-62
 F26 __ Texas St.* __ W __ 81-64
 M2 __ @ Central Arkansas* __ L __ 59-81
 M5 __ UT Arlington* __ W __ 77-53
 M8 __ vs. Sam Houston+ __ W __ 69-61
 M10 __ vs. McNeese St.+ __ L __ 50-66
 ^ UTSA Thanksgiving Classic
 ! UTSA Holiday Classic
 # Surf N' Slam at San Diego State
 * Southland Conference game
 + Southland Tournament (Katy)

2011-12

(8-21, 4-12 SLC) Rae Rippetoe-Blair
 N11 __ Missouri __ L __ 50-70
 N14 __ @ TCU __ L __ 30-65
 N18 __ FIU __ W __ 61-54
 N22 __ @ UNLV __ L __ 67-74
 N25 __ South Alabama ^ __ L __ 42-54
 N26 __ Detroit ^ __ W __ 59-55
 N30 __ @ USC __ L __ 56-74
 D4 __ Houston __ W __ 70-59
 D9 __ Wichita State __ L __ 56-69
 D20 __ Creighton ! __ L __ 53-54
 D21 __ Texas-Pan American __ W __ 68-54

D28 __ @ SMU __ L __ 65-69
 D30 __ Rice __ L __ 46-71
 J7 __ Sam Houston St.* __ L __ 50-63
 J11 __ @ A&M-Corpus Christi* __ W __ 58-38
 J14 __ Stephen F. Austin* __ W __ 50-46
 J18 __ @ Northwestern St.* __ L __ 57-61
 J21 __ Texas St.* __ W __ 67-53
 J28 __ @ Sam Houston St.* __ L __ 55-67
 F1 __ @ UT Arlington* __ L __ 40-51
 F4 __ Lamar* __ L __ 51-54
 F8 __ @ Southeastern La.* __ L __ 63-64
 F11 __ @ Stephen F. Austin* __ L __ 64-73
 F15 __ McNeese St.* __ L __ 54-65
 F18 __ @ Nicholls* __ L __ 62-68
 F22 __ A&M-Corpus Christi* __ W __ 72-58
 F25 __ @ Texas St.* __ L __ 67-87
 F29 __ Central Arkansas* __ L __ 50-62
 M3 __ UT Arlington* __ L __ 65-75
 ^ UTSA Thanksgiving Classic
 ! UTSA Holiday Classic
 * Southland Conference game

All-Time Series Results

**Air Force
(1-2)**
H: 1-0, A: 0-1, N: 0-1
12-2-95 _____ nL _____ 69-71
12-19-96 _____ aL _____ 47-51
12-19-97 _____ hW _____ 70-47

**Alabama
(0-2)**
H: 0-0, A: 0-1, N: 0-1
12-5-86 _____ nL _____ 72-77
12-5-03 _____ aL _____ 63-76

**Alaska Anchorage
(0-1)**
H: 0-0, A: 0-1, N: 0-0
2-23-91 _____ aL _____ 89-97

**Alcorn State
(1-0)**
H: 1-0, A: 0-0, N: 0-0
12-30-03 _____ hW _____ 74-50

**Angelo State
(2-1)**
H: 2-1, A: 0-0, N: 0-0
1-11-82 _____ hW _____ 73-50
12-2-89 _____ hW _____ 77-74
11-27-93 _____ hL _____ 60-66

**Arizona State
(0-3)**
H: 0-1, A: 0-2, N: 0-0
12-19-99 _____ hL _____ 35-70
11-18-00 _____ aL _____ 40-57
12-19-05 _____ aL _____ 64-78

**Arkansas
(1-3)**
H: 0-1, A: 0-1, N: 1-1
12-12-87 _____ aL _____ 73-84
12-3-88 _____ nL _____ 57-75
1-9-89 _____ hL _____ 77-97
12-20-09 _____ nW _____ 71-55

**Arkansas State
(0-1)**
H: 0-1, A: 0-0, N: 0-0
11-29-08 _____ hL _____ 59-73

**Auburn
(0-1)**
H: 0-0, A: 0-0, N: 0-1
12-30-01 _____ nL _____ 50-73

**Baylor
(6-6)**
H: 2-1, A: 3-3, N: 1-1
12-5-81 _____ aL _____ 65-69
12-11-81 _____ hL _____ 69-70
12-12-83 _____ aW _____ 67-66
12-9-85 _____ hW _____ 62-58
12-6-86 _____ nW _____ 75-67
2-25-87 _____ aW _____ 63-57
12-15-87 _____ hW _____ 50-46
12-3-89 _____ aW _____ 75-66

12-8-90 _____ nL _____ 76-91
12-17-90 _____ aL _____ 80-87
12-16-96 _____ aL _____ 50-77
3-22-09 _____ nL _____ 82-87

**Belmont
(2-0)**
H: 2-0, A: 0-0, N: 0-0
12-19-98 _____ hW _____ 73-60
1-11-07 _____ hW _____ 77-65

**Buffalo
(0-1)**
H: 0-1, A: 0-0, N: 0-0
12-30-05 _____ hL _____ 62-73

**Butler
(1-0)**
H: 1-0, A: 0-0, N: 0-0
11-24-01 _____ hW _____ 67-48

**CSU Bakersfield
(0-1)**
H: 0-1, A: 0-0, N: 0-0
12-8-06 _____ hL _____ 66-77

**Central Arkansas
(4-2)**
H: 2-1, A: 2-1, N: 0-0
1-11-07 _____ hW _____ 66-59
1-17-08 _____ aW _____ 76-49
2-11-09 _____ aW _____ 97-89(OT)
2-10-10 _____ hW _____ 71-66
3-2-11 _____ aL _____ 59-81
2-29-12 _____ hL _____ 50-62

Charleston Southern (1-0)
H: 0-0, A: 1-0, N: 0-0
11-20-09 _____ aW _____ 75-73

College of Charleston (0-1)
H: 0-0, A: 0-1, N: 0-0
11-21-09 _____ aL _____ 45-62

**Colorado State
(1-2)**
H: 2-1, A: 0-1, N: 0-0
1-20-88 _____ hW _____ 64-55
1-14-89 _____ aL _____ 57-71
12-31-05 _____ hL _____ 59-63
12-29-08 _____ hW _____ 67-58

**Creighton
(2-3)**
H: 2-1, A: 0-2, N: 0-0
12-18-85 _____ hW _____ 71-69
2-10-87 _____ aL _____ 65-73
1-25-88 _____ aL _____ 62-82
3-2-89 _____ hW _____ 82-80
12-20-11 _____ hL _____ 53-54

**Dartmouth
(0-1)**
H: 0-0, A: 0-0, N: 0-1
12-21-91 _____ nL _____ 60-68

**Davidson
(1-1)**
H: 0-1, A: 0-0, N: 1-0
12-03-05 _____ nW _____ 75-69
11-27-10 _____ hL _____ 60-69

**Denver
(0-1)**
H: 0-1, A: 0-0, N: 0-0
11-29-03 _____ hL _____ 55-58

**Detroit
(1-0)**
H: 1-0, A: 0-0, N: 0-0
11-26-11 _____ hW _____ 59-55

**Drexel
(0-1)**
H: 0-0, A: 0-0, N: 0-1
12-30-10 _____ nL _____ 37-64

**Duke
(0-1)**
H: 0-0, A: 0-0, N: 0-1
12-7-90 _____ nL _____ 68-71

**Eastern Illinois
(0-1)**
H: 0-0, A: 0-0, N: 0-1
12-4-93 _____ nL _____ 51-59

**Eastern Washington
(1-0)**
H: 1-0, A: 0-0, N: 0-0
11-24-06 _____ hW _____ 77-67

**Florida A&M
(1-0)**
H: 0-0, A: 0-0, N: 1-0
11-19-05 _____ nW _____ 71-61

**Florida State
(0-1)**
H: 0-0, A: 0-0, N: 0-1
12-19-09 _____ nL _____ 50-65

**FIU
(1-1)**
H: 1-0, A: 0-1, N: 0-0
12-14-07 _____ aL _____ 57-68
11-18-11 _____ hW _____ 61-54

**Fordham
(0-1)**
H: 0-1, A: 0-0, N: 0-0
12-28-98 _____ hL _____ 48-49

**Georgia Southern
(1-0)**
H: 1-0, A: 0-0, N: 0-0
11-24-07 _____ hW _____ 72-52

**Hardin-Simmons
(10-0)**

H: 5-0, A: 5-0, N: 0-0

12-11-82	hW	74-58
2-14-83	aW	81-66
2-6-84	aW	88-71
2-20-84	aW	90-41
1-5-85	hW	83-64
2-4-85	aW	88-68
2-18-85	hW	78-61
2-3-86	aW	61-58
2-17-86	hW	83-67
11-28-97	hW	85-56

**High Point
(1-0)**

H: 1-0, A: 0-0, N: 0-0

12-30-08	hW	65-59
----------	----	-------

**Houston
(1-17)**

H: 1-8, A: 0-8, N: 0-1

11-25-81	hL	44-59
2-22-82	aL	58-75
1-25-83	hL	80-90
2-23-83	aL	67-75
12-5-83	hL	66-68
1-18-84	aL	73-80
12-4-84	aL	59-80
12-5-85	hL	52-63
12-3-86	aL	74-75
12-1-87	hL	65-69
1-2-89	hL	63-71
12-18-89	aL	66-115
11-27-90	hL	55-111
11-29-00	hL	57-71
11-18-01	aL	45-62
12-7-09	nL	53-74
12-7-10	aL	59-71
12-4-11	hW	70-59

**Houston Baptist
(1-0)**

H: 1-0, A: 0-0, N: 0-0

11-30-99	hW	66-56
----------	----	-------

**Howard Payne
(1-0)**

H: 1-0, A: 0-0, N: 0-0

12-7-96	hW	87-69
---------	----	-------

**Huston-Tillotson
(5-0)**

H: 5-0, A: 0-0, N: 0-0

1-17-83	hW	89-51
1-29-83	hW	92-56
11-9-07	hW	89-50
12-06-08	hW	93-55
11-14-10	hW	87-47

**Idaho
(0-1)**

H: 0-0, A: 0-0, N: 0-1

12-14-84	nL	67-68
----------	----	-------

**Idaho State
(1-0)**

H: 1-0, A: 0-0, N: 0-0

11-25-00	hW	61-60
----------	----	-------

**Iona
(1-0)**

H: 0-0, A: 0-0, N: 1-0

12-9-88	nW	88-58
---------	----	-------

**Iowa State
(0-1)**

H: 0-0, A: 0-0, N: 0-1

12-1-95	nL	54-82
---------	----	-------

**Jacksonville State
(1-0)**

H: 1-0, A: 0-0, N: 0-0

11-28-09	hW	81-69
----------	----	-------

**Kansas State
(1-3)**

H: 1-1, A: 0-1, N: 0-1

12-31-03	hL	45-75
11-23-09	aL	51-80
12-21-09	nL	55-59
12-20-10	hW	72-55

**Kent State
(1-1)**

H: 1-0, A: 0-0, N: 0-1

12-3-93	nL	69-98
12-30-06	hW	69-62

**Lamar
(16-16)**

H: 7-8, A: 7-7, N: 2-1

1-9-82	hW	53-51
1-14-82	aL	59-71
2-5-83	aL	56-66
2-26-83	hL	65-66
11-25-88	nL	76-78
11-27-89	aL	68-90
12-16-89	hL	63-79
1-10-91	hL	71-96
1-2-99	aW	65-54
2-20-99	hL	65-70
1-15-00	hW	51-49
1-11-01	hL	42-57
2-24-01	aW	71-54
3-6-01	nW	80-59
1-3-02	hW	59-43
2-4-02	aL	39-52
1-9-03	hW	57-42
2-13-03	aW	56-50
1-29-03	aW	61-46
3-4-04	hW	67-44
2-5-05	aW	69-59
2-23-05	hW	82-55
2-11-06	aW	53-50
1-6-07	aL	46-60
1-12-08	hL	74-75
3-15-08	nW	65-56
1-31-09	hW	69-68
2-28-09	aW	77-45
1-30-10	aL	60-69
2-27-10	hL	63-66

2-5-11	aL	67-69
2-4-12	hL	51-54

**Louisiana-Lafayette
(3-1)**

H: 2-0, A: 1-0, N: 0-1

12-5-87	nL	66-72
12-30-95	hW	67-53
11-26-96	aW	63-38
12-6-97	hW	50-45

**Louisiana-Monroe
(10-20)**

H: 8-8, A: 2-12, N: 0-0

1-4-85	hL	56-77
1-16-92	aL	81-94
2-15-92	hL	75-81
1-23-93	aL	58-65
2-18-93	hL	50-74
12-30-93	aL	47-84
3-2-94	hL	67-78
1-28-95	aL	65-83
2-23-95	hL	61-77
1-20-96	aL	65-82
2-15-96	hW	72-68
1-11-97	aW	60-51
1-30-97	hW	64-57
1-5-98	aL	70-80(OT)
2-21-98	hW	72-70
12-30-98	hL	41-63
2-4-99	aL	64-80
1-22-00	aL	49-61
2-17-00	hL	56-70
1-18-01	aL	52-57
2-17-01	hW	65-42
1-21-02	aW	46-39
2-11-02	hW	63-37
1-4-03	aL	53-62
2-8-03	hW	69-59
3-13-03	hW	60-56
2-12-04	hL	62-69
1-6-05	aL	72-75
1-14-06	aL	61-62
1-28-06	hW	71-70

**Louisiana Tech
(0-3)**

H: 0-1, A: 0-0, N: 0-2

12-15-84	nL	39-80
12-2-05	nL	67-75
12-30-09	hL	72-82

**LSU
(0-1)**

H: 0-0, A: 0-1, N: 0-0

12-16-10	aL	41-74
----------	----	-------

**Maine
(1-0)**

H: 1-0, A: 0-0, N: 0-0

12-29-09	hW	79-71
----------	----	-------

**McNeese State
(17-20)**

H: 10-8, A: 6-11, N: 1-1

1-9-92	hL	66-76
2-8-92	aL	66-93

HISTORY & RECORDS

1-2-93	aL	61-72
2-8-93	hW	63-59
1-20-94	aL	55-57
2-19-94	hL	68-72
1-5-95	aL	47-83
2-4-95	hL	63-75
1-11-96	hL	55-57
2-10-96	aW	78-66
1-4-97	hL	60-62
2-6-97	aL	45-61
1-19-98	aL	44-49
2-7-98	hW	68-55
1-4-99	aL	45-47
1-28-99	hL	67-75
1-13-00	hL	53-70
2-26-00	aL	79-82
12-28-00	aW	69-61
2-3-01	hW	86-62
1-14-02	hW	69-56
2-14-02	aW	54-41
1-18-03	hW	65-54
2-20-03	aW	45-41
2-7-04	hW	64-56 OT
3-9-04	hW	61-42
1-20-05	aW	67-49
1-7-06	hW	70-58
2-9-06	aL	57-62
2-22-07	hW	87-46
2-28-08	aL	49-52
1-10-09	aW	61-50
3-11-09	nW	71-52
1-9-10	hW	68-61
2-16-11	aL	43-72
3-10-11	nL	50-66
2-15-12	hL	54-65

**Memphis
(1-0)**

H: 1-0, A: 0-0, N: 0-0

12-29-06	hW	85-73
----------	----	-------

**Midwestern State
(0-1)**

H: 0-1, A: 0-0, N: 0-0

11-26-94	hL	54-76
----------	----	-------

**Minnesota
(0-2)**

H: 0-0, A: 0-0, N: 0-2

11-23-84	nL	57-60
12-31-84	nL	72-86

**Mississippi State
(1-0)**

H: 0-0, A: 0-0, N: 1-0

11-24-84	nW	56-54
----------	----	-------

**Missouri
(0-3)**

H: 0-1, A: 0-1, N: 0-1

11-22-84	nL	70-86
12-10-88	aL	68-89
11-11-11	hL	50-70

**Missouri State
(2-0)**

H: 1-0, A: 1-0, N: 0-0

12-31-83	hW	82-79
11-29-07	aW	63-59

**Navy
(1-0)**

H: 1-0, A: 0-0, N: 0-0

11-27-09	hW	69-57
----------	----	-------

**Nevada
(1-0)**

H: 0-0, A: 0-0, N: 1-0

11-29-86	nW	78-67
----------	----	-------

**New Mexico
(0-2)**

H: 0-1, A: 0-1, N: 0-0

12-8-01	hL	38-55
12-8-02	aL	49-66

**New Mexico State
(3-3)**

H: 3-0, A: 0-3, N: 0-0

2-23-88	aL	65-91
1-19-89	hW	58-57
1-10-90	aL	55-89
12-31-90	hW	98-84
11-26-05	hW	61-38
11-19-06	aL	63-69

**New Orleans
(1-2)**

H: 1-1, A: 0-1, N: 0-0

2-2-87	aL	63-77
1-16-88	hL	55-83
11-23-07	hW	60-46

**Nicholls
(27-12)**

H: 16-2, A: 11-10, N: 0-0

2-2-89	hW	59-54
2-20-89	aW	72-64
1-20-90	hW	82-51
2-5-90	aL	52-70
1-12-91	hW	83-73
2-18-91	aW	69-58
1-11-92	hW	72-63
2-6-92	aL	62-67
1-4-93	aL	60-78
3-1-93	hW	58-42
1-22-94	aW	64-48
2-17-94	hW	92-52
1-7-95	aL	66-72
2-2-95	hW	79-63
1-13-96	hW	71-62
2-8-96	aW	71-66
1-2-97	hW	52-43
2-8-97	aL	43-52
1-17-98	aL	36-44
1-14-99	aL	56-70
2-13-99	hL	54-67
2-10-00	aL	57-77
1-6-01	aW	57-45
3-1-01	hL	63-69
1-5-02	hW	53-40

2-23-02	aW	48-34
2-1-03	aW	68-50
3-7-03	hW	73-39
1-17-04	aW	56-42
1-31-04	hW	79-60
1-14-05	hW	58-53
2-19-05	aL	54-58
2-2-06	aW	67-57
2-10-07	aW	66-60
2-16-08	hW	82-41
1-14-09	hW	86-33
1-13-10	aW	58-49
2-19-11	hW	73-63 (2OT)
2-18-12	aL	62-68

**North Texas
(6-14)**

H: 5-5, A: 1-9, N: 0-0

2-5-82	aL	67-77
1-8-83	hW	78-60
1-15-87	hW	82-62
1-11-88	aL	59-74
1-30-89	aL	59-80
3-3-90	hW	82-81
1-8-91	aW	84-75
1-4-92	aL	67-75
3-2-92	hW	65-62
1-30-93	hW	65-64
2-25-93	aL	63-66
1-29-94	hL	65-74
2-24-94	aL	53-66
1-17-95	hL	79-82
3-4-95	aL	58-76
1-22-96	hL	77-84
3-2-96	aL	67-87
11-23-01	hL	57-64
11-22-02	aL	66-82
11-28-08	hL	61-65

**Northern Arizona
(1-1)**

H: 0-0, A: 0-1, N: 1-0

2-24-91	nW	79-75
1-5-94	aL	47-70

**Northern Illinois
(0-1)**

H: 0-0, A: 0-0, N: 0-1

2-22-91	nL	73-103
---------	----	--------

**Northwestern State
(14-26)**

H: 6-12, A: 6-14, N: 2-0

1-18-92	aL	69-81
2-13-92	hL	60-64
1-21-93	aL	52-80
2-20-93	hL	65-93
12-28-93	aL	75-80(OT)
2-28-94	hL	56-71
1-26-95	aL	67-87
2-25-95	hL	57-76
1-18-96	aL	73-81
2-27-96	hL	74-93
1-9-97	aW	66-64
2-1-97	hW	74-64
1-3-98	aW	88-76
2-19-98	hL	51-54

2-6-99	aL	65-86
1-30-99	hL	51-65
1-20-00	aL	46-62
2-19-00	hL	61-64
1-20-01	aL	43-45
2-15-01	hL	61-63
1-19-02	aL	44-56
2-9-02	hL	51-57
1-2-03	aW	69-60
2-6-03	hW	68-54
1-24-04	hL	64-71
2-28-04	aL	56-62
3-11-04	aL	71-82
1-8-05	aL	49-54
1-22-05	hL	68-82
3-7-05	aL	48-51
1-26-06	hW	73-65
3-3-06	aW	69-58
1-13-07	hW	55-38
1-19-08	aW	68-62
3-12-08	nW	80-56
2-25-09	hW	74-69
3-13-09	nW	58-47
2-24-10	aW	50-48
1-19-11	hW	80-68
1-18-12	aL	57-61

**Oakland
(0-1)**

H: 0-0, A: 0-0, N: 0-1

12-19-08	nL	57-70
----------	----	-------

**Oklahoma
(0-5)**

H: 0-1, A: 0-3, N: 0-1

11-28-86	nL	62-67
1-21-91	aL	86-93
11-25-91	aL	70-102
11-23-97	hL	53-66
11-23-98	aL	40-80

**Oklahoma City
(4-0)**

H: 2-0, A: 2-0, N: 0-0

1-23-84	aW	85-78
2-27-84	hW	113-91
1-21-85	hW	76-67
2-25-85	aW	66-65

**Oklahoma State
(0-2)**

H: 0-0, A: 0-1, N: 0-1

11-28-87	aL	46-91
12-16-02	nL	47-53

**Oral Roberts
(5-6)**

H: 1-2, A: 3-3, N: 1-1

1-21-84	aW	77-72
2-25-84	aW	75-64
1-19-85	hW	80-56
2-23-85	aW	68-57
1-18-86	hL	54-60
2-22-86	aL	61-97
2-27-88	hL	78-92
1-28-89	aL	71-92
12-22-94	aL	52-62

12-15-02	nL	43-47
12-20-08	nW	74-62

**Our Lady of the Lake
(1-0)**

H: 1-0, A: 0-0, N: 0-0

11-12-10	hW	79-66
----------	----	-------

**Pacific
(0-1)**

H: 0-0, A: 0-0, N: 0-1

12-20-91	nL	57-75
----------	----	-------

**Pepperdine
(1-1)**

H: 1-0, A: 0-1, N: 0-0

12-31-87	hW	57-51
12-29-89	aL	61-82

**Prairie View A&M
(10-3)**

H: 6-1, A: 2-2, N: 2-0

1-27-83	aW	72-26
2-10-83	aW	96-29
1-22-86	aL	54-71
2-13-86	hL	61-64
11-29-87	nW	85-52
11-26-88	nW	62-44
1-17-90	hW	75-59
2-8-90	aL	64-71
1-5-91	hW	86-46
12-7-93	hW	105-38
11-28-95	hW	66-34
12-3-96	hW	67-31
11-26-04	hW	88-44

**Purdue
(0-1)**

H: 0-0, A: 0-0, N: 0-1

12-20-06	nL	50-75
----------	----	-------

**Quinnipiac
(1-0)**

H: 1-0, A: 0-0, N: 0-0

12-31-04	hW	73-55
----------	----	-------

**Rice
(7-2)**

H: 4-1, A: 3-1, N: 0-0

1-10-83	hW	68-53
2-22-83	aW	75-65
1-17-84	aW	76-55
2-29-84	hW	73-72
12-3-84	aW	77-67
12-3-85	hW	81-67
1-3-09	hW	81-50
1-4-10	aL	56-70
12-30-11	hL	46-71

**St. Bonaventure
(0-1)**

H: 0-1, A: 0-0, N: 0-0

12-21-10	hL	37-46
----------	----	-------

**St. Mary's
(11-0)**

H: 7-0, A: 3-0, N: 1-0

1-9-84	aW	75-58
2-14-84	hW	79-49
1-15-85	hW	72-64
2-12-85	aW	68-47
1-13-86	hW	74-55
2-6-86	aW	73-67
12-16-86	hW	83-72
1-26-87	hW	75-52
12-19-87	hW	79-61
1-24-89	hW	100-62
1-22-90	nW	68-62

**Samford
(1-0)**

H: 1-0, A: 0-0, N: 0-0

12-30-04	hW	52-48
----------	----	-------

**Sam Houston State
(33-17)**

H: 18-7, A: 14-10, N: 1-0

11-24-82	hW	67-52
1-12-83	aW	59-29
11-22-83	aW	79-55
1-27-84	hW	88-47
1-11-86	hW	58-57
1-10-87	hW	66-38
2-7-87	aL	58-59
1-14-91	aW	76-63
1-29-91	hW	96-78
2-1-92	hL	52-55
2-27-92	hL	45-58
1-9-93	hW	66-64
2-4-93	aW	70-54
1-16-94	hL	61-66
2-10-94	aL	63-78
1-12-95	hL	72-88
2-11-95	aL	50-73
1-6-96	aL	49-79
2-12-96	aL	65-90
1-16-97	hL	47-51
2-25-97	aW	66-57
1-24-98	hW	67-40
2-2-98	aW	67-40
3-4-98	hW	73-72 (OT)
2-18-99	aL	58-70
12-28-99	aL	67-69(OT)
2-5-00	hL	55-62
1-13-01	hW	72-47
2-22-01	aW	68-50
12-5-01	hW	58-45
2-2-02	aW	42-40
1-11-03	hW	65-53
2-15-03	aW	59-48
2-14-04	aW	54-38
2-3-05	hW	73-65 (OT)
1-19-06	aW	75-71 (OT)
2-25-06	hW	72-52
2-1-07	hW	75-60
3-1-07	aW	65-48
2-7-08	aW	72-48
3-6-08	hW	76-51
2-4-09	aW	67-62
2-21-09	hW	85-54
2-3-10	hW	74-55

HISTORY & RECORDS

2-20-10	al	72-73 (2OT)
1-8-11	al	53-62
1-29-11	hW	75-66
3-8-11	nW	69-61
1-7-12	hL	50-63
1-28-12	al	55-67

**San Diego
(0-1)**

H: 0-0, A: 0-1, N: 0-0

12-28-01	al	42-91
----------	----	-------

**San Diego State
(1-1)**

H: 0-0, A: 0-1, N: 1-0

12-30-89	nW	67-65
12-28-10	al	52-72

**Santa Clara
(1-0)**

H: 1-0, A: 0-0, N: 0-0

1-4-04	hW	59-47
--------	----	-------

**Schreiner
(10-0)**

H:9-0, A: 0-0, N: 0-0

11-25-89	hW	83-60
11-24-90	hW	113-89
1-23-92	hW	84-63
2-2-93	hW	60-49
2-3-94	hW	74-49
12-6-94	hW	85-72
11-22-96	hW	82-43
12-4-97	hW	75-46
12-11-99	hW	76-50
11-15-09	hW	86-32

**Seton Hall
(0-1)**

H: 0-1, A: 0-0, N: 0-0

11-27-04	hL	59-60
----------	----	-------

**SMU
(2-9)**

H: 2-1, A: 0-7, N: 0-1

2-16-82	al	57-76
2-2-83	hW (OT)	67-66
12-10-86	al	61-66
2-3-88	al	58-81
2-9-91	hW	93-77
12-6-91	al	56-59
12-18-04	nL	46-66
11-12-06	al	49-78
1-2-08	hL	72-74
11-21-10	hL	47-69
12-28-11	al	65-69

**South Alabama
(0-2)**

H: 0-1, A: 0-0, N: 0-1

12-2-88	nL	55-77
11-25-11	hL	42-54

**Southern Utah
(0-1)**

H: 0-0, A: 0-0, N: 0-0

12-16-03	al	73-82
----------	----	-------

**Southeastern Louisiana
(21-9)**

H: 14-2, A: 6-7, N: 1-0

1-21-89	hL	59-70
2-18-89	al	63-71
2-3-90	al	75-84
2-22-90	hW	86-84
2-5-98	hW	75-52
1-16-99	al	55-58
2-11-99	hW	60-52
1-6-00	hW	83-60
2-12-00	al	47-61
1-4-01	aW	56-41
3-3-01	hW	90-53
1-07-02	hW	60-46
2-21-02	aW	64-57
3-5-02	hL	63-66
1-30-03	aW	63-46
3-5-03	hW	49-38
1-15-04	aW	52-51
3-5-04	hW	60-41
1-29-05	hW	75-64
2-17-05	aW	60-40
1-5-06	hW	75-56
2-4-06	al	63-66
3-6-06	hW	61-46
2-8-07	al(OT)	64-73
3-7-07	nW	62-57
2-14-08	hW	71-59
2-7-09	hW	58-57
2-6-10	aW	61-49
2-9-11	hW	71-58
2-8-12	al	63-64

**Southwestern
(7-0)**

H: 4-0, A: 2-0, N: 1-0

1-30-82	nW	58-53
11-22-82	aW	67-56
12-6-82	hW	62-43
11-28-83	hW	100-46
2-2-84	aW	71-66
12-8-84	hW	84-54
1-25-86	hW	86-53

**Stephen F. Austin
(11-32)**

H: 8-14, A: 3-17, N: 0-1

12-20-86	hW	76-67
1-9-88	al	58-81
12-19-88	al	59-66
1-30-92	hL	50-77
2-29-92	al	54-78
1-7-93	hL	63-96
2-6-93	al	60-76
1-14-94	hL	57-72
2-12-94	al	49-77
1-14-95	hL	42-80
2-9-95	al	50-89
1-4-96	al	58-89
2-3-96	hL	63-102
1-18-97	hL	63-88
2-17-97	al	63-64
1-8-98	hL	71-84
2-12-98	al	69-83
3-5-98	hL	81-88

1-9-99	hL	54-68
1-8-00	al	54-89
1-27-00	hL	47-82
12-9-00	hL	53-67
2-8-01	al	49-58
3-8-01	nL	32-49
12-22-01	al	44-58
1-26-02	hL	47-62
1-22-03	hW	64-50
2-27-03	al	42-54
2-5-04	al	59-64
3-1-05	hW	56-44
1-21-06	hW	66-48
2-23-06	al	68-77
3-11-06	al	48-56
2-3-07	aW	61-55
3-3-07	hW	59-44
2-9-08	hW	75-62
3-8-08	al	54-57
3-7-09	aW	65-51
3-6-10	hL	61-77
1-15-11	aW	66-56
2-12-11	hW	65-61
1-14-12	hW	50-46
2-11-12	al	64-73

**Tarleton State
(2-0)**

H: 1-0, A: 0-0, N: 1-0

12-15-93	hW	65-51
12-17-94	nW	59-56

**TCU
(0-4)**

H: 0-1, A: 0-3, N: 0-0

12-5-95	al	58-78
11-16-08	al	60-73
11-19-10	hL	59-83
11-14-11	al	30-65

**UT Martin
(1-0)**

H: 0-0, A: 0-0, N: 1-0

12-19-04	nW	75-59
----------	----	-------

**Texas
(0-3)**

H: 0-1, A: 0-2, N: 0-0

2-8-83	hL	54-74
12-7-83	al	45-90
11-13-09	al	60-71

**Texas-Pan American
(18-6)**

H: 10-4, A: 8-2, N: 0-0

11-29-82	hW	71-40
1-10-86	hW	75-36
1-28-86	hW	69-58
2-25-86	al	48-64
1-21-87	aW	66-41
2-21-87	hW	72-36
2-24-90	hW	86-70
2-28-90	aW	80-58
1-30-91	aW	88-72
2-28-91	hW	70-51
11-30-91	al	57-80
12-16-91	hL	57-61

12-1-92	aW	54-51
12-9-92	hW	50-47
11-30-94	aW	67-60
12-9-95	hL	70-72
11-23-96	hW	53-39
1-27-97	aW	62-44
11-15-97	hW	69-46
12-2-98	aW	72-40
11-14-98	hL	71-77
11-24-99	hL	61-68
12-7-99	aW	58-48
12-21-11	hW	68-54

**Texas A&M
(4-9)**

H: 2-4, A: 2-5, N: 0-0

12-3-83	aW	67-57
1-21-82	hL	51-60
2-19-83	aL	48-53
11-29-84	aL	64-84
1-5-84	hL	66-70
1-8-85	aW	61-51
1-6-86	hW	57-54
12-4-88	hL	58-69
12-19-91	hL	69-84
12-11-92	hW	75-59
12-3-00	aL	48-78
12-1-00	aL	54-67
11-30-04	aL	48-74
3-22-08	nL	52-91

**Texas A&M-Commerce
(2-0)**

H: 1-0, A: 1-0, N: 0-0

1-12-87	hW	93-48
1-7-88	aW	64-50

**Texas A&M-Corpus Christi
(10-6)**

H: 6-2, A: 4-4, N: 0-0

11-25-02	hL	59-67
11-21-03	aL	48-57
11-19-04	hL	44-66
11-29-05	aL	44-56
1-27-07	aL	69-71
2-24-07	hW	61-43
2-2-08	hW	65-56
3-1-08	aW	60-47
1-24-09	hW	69-63
2-18-09	aW	72-54
1-23-10	aL	48-52
2-17-10	hW	58-37
1-12-11	hW	69-44
2-23-11	aW	93-62
1-11-12	aW	58-38
2-22-12	hW	72-58

**Texas A&M-Kingsville
(7-1)**

H: 4-1, A: 1-0, N: 2-0

11-27-81	nW	82-69
1-30-82	nW	75-62
12-16-85	aW	71-38
1-17-87	hW	79-43
12-5-92	hW	73-46
12-11-93	hL	44-63
12-3-94	hW	60-53

11-25-95	hW	59-56
----------	----	-------

**Texas A&M International
(1-0)**

H: 1-0, A: 0-0, N: 0-0

11-14-08	hW	85-53
----------	----	-------

**Texas Lutheran
(5-0)**

H: 3-0, A: 2-0, N: 0-0

12-1-81	hW	80-62
1-19-82	aW	72-62
12-2-82	hW	92-57
1-19-83	aW	70-54
12-11-89	hW	88-54

**Texas Southern
(11-3)**

H: 9-1, A: 2-2, N: 0-0

2-19-83	hL	73-80
12-1-84	hW	84-57
11-26-86	aW	69-68
1-4-86	hW	68-54
1-26-91	hW	80-68
2-7-91	aW	72-52
12-12-93	aL	62-78
12-17-93	hW	76-63
1-2-95	hW	62-52
12-20-96	hW	65-60
12-5-97	hW	91-30
12-16-98	hW	80-37
12-19-01	aL	39-47
11-23-04	aW	57-55
12-12-05	hW	41-33

**Texas State
(28-30)**

H: 15-15, A: 13-15, N: 0-0

11-23-81	aW	89-69
12-10-82	hL	53-55
12-1-83	aW	69-66
1-3-84	hW	99-73
11-29-84	hW	66-59
1-24-85	aL	69-71(OT)
11-30-85	hW	72-58
2-11-86	aL	66-69
12-8-86	hW	77-66
2-16-87	aW	81-75
2-1-88	aL	62-84
3-1-88	hW	81-67
12-5-88	hL	64-78
2-27-89	aW	79-78
1-3-90	aL	64-66
2-1-90	hL	64-66
3-2-91	hL	58-73
1-25-92	aL	54-56
2-22-92	hL	45-61
1-16-93	hL	48-78
2-13-93	aL	43-96
1-8-94	hL	48-72
2-5-94	aL	43-78
1-21-95	hL	51-68
2-16-95	aL	44-72
1-27-96	hL	57-78
2-24-96	aL	52-67
1-25-97	hL	55-64
2-15-97	aL	50-57

1-29-98	aW	64-48
1-23-99	aL	49-59
2-28-99	hW	73-64
1-29-00	hW	66-65
3-4-00	aL	61-84
1-27-01	hW	69-51
2-19-01	aW	73-50
2-18-02	hW	56-46
3-2-02	aW	56-41
1-25-03	aW	67-56
2-22-03	hW	63-56
3-15-03	hL	56-68
1-21-04	hL	43-44
2-25-04	aW	71-46
2-12-05	hW	71-69
3-3-05	aL	58-61 (OT)
2-18-06	hL	71-73 (OT)
1-20-07	hL	64-76
2-17-07	aL	60-63
1-26-08	aW	81-68
2-23-08	hL	79-85
1-28-09	aW	56-52
3-4-09	hW	80-70
1-27-10	hW	70-59
3-3-10	aW	58-55
1-22-11	aW	69-63
2-26-11	hW	81-64
1-21-12	hW	67-53
2-25-12	aL	67-87

**Texas Tech
(0-11)**

H: 0-3, A: 0-8, N: 0-0

2-15-83	aL	76-86
12-3-83	hL	64-72
12-13-86	aL	62-75
12-8-87	aL	50-67
12-17-88	aL	53-92
12-20-89	hL	65-82
11-22-97	hL	44-57
12-2-98	aL	39-96
11-14-03	aL	48-76
11-10-06	aL	58-66
12-1-10	aL	43-83

**Texas Woman's
(2-0)**

H: 1-0, A: 0-0, N: 1-0

1-23-82	hW	71-51
2-6-82	nW	56-40

**Tulane
(2-1)**

H: 0-0, A: 2-1, N: 0-0

1-31-87	aW	69-66
2-16-91	aW	98-93
12-21-07	aL	42-76

**Tulsa
(3-5)**

H: 2-3, A: 1-2, N: 0-0

12-30-96	hL	68-81
11-21-98	aW	69-63
11-22-04	aL	62-80
11-22-05	hL	41-63
11-25-06	hL	57-61
12-1-07	aL	56-78

HISTORY & RECORDS

1-5-09 _____ hW _____ 63-54
 12-26-10 _____ hW _____ 87-67

**UALR
 (2-2)
 H: 2-0, A: 0-2, N: 0-0**

1-14-88 _____ hW _____ 76-71
 2-9-88 _____ aL _____ 69-75
 11-25-05 _____ hW _____ 52-44
 12-2-06 _____ aL _____ 48-65

**UC Irvine
 (1-1)
 H: 1-0, A: 0-1, N: 0-0**

12-20-97 _____ hW _____ 54-48
 11-26-99 _____ aL _____ 44-92

**UMKC
 (1-3)
 H: 1-1, A: 0-2, N: 0-0**

2-10-88 _____ aL _____ 62-79
 2-4-89 _____ hL _____ 57-61
 1-29-90 _____ hW _____ 54-47
 2-12-90 _____ aL _____ 48-69

**UNLV
 (1-4)
 H: 0-1, A: 1-3, N: 0-0**

11-18-98 _____ hL _____ 60-65
 11-20-00 _____ aL _____ 41-57
 12-19-03 _____ aL _____ 44-76
 12-21-06 _____ aW _____ 70-62
 11-22-11 _____ aL _____ 67-74

**USC
 (0-1)
 H: 0-0, A: 0-1, N: 0-0**

11-30-11 _____ aL _____ 56-74

**UT Arlington
 (24-30)
 H: 16-10, A: 6-18, N: 2-2**

1-4-82 _____ hW _____ 56-55
 2-8-82 _____ aL _____ 50-75
 1-4-83 _____ hW _____ 56-30
 1-8-87 _____ hW _____ 67-43
 2-15-88 _____ aL _____ 67-75
 1-3-91 _____ hW _____ 83-69
 2-4-91 _____ aW _____ 69-63
 1-2-92 _____ aL _____ 71-76
 2-10-92 _____ aL _____ 59-65
 1-28-93 _____ hW _____ 70-63
 2-27-93 _____ aL _____ 44-53
 1-27-94 _____ hL _____ 52-70
 2-26-94 _____ aL _____ 69-76
 2-13-95 _____ hW _____ 64-62
 3-2-95 _____ aL _____ 61-86
 2-19-96 _____ hL _____ 54-66
 2-29-96 _____ aL _____ 56-70
 1-21-97 _____ aL _____ 43-59
 2-22-97 _____ hW _____ 51-43
 3-5-97 _____ hL _____ 41-70
 1-10-98 _____ hL _____ 51-58
 2-14-98 _____ aW _____ 74-63
 1-7-99 _____ hL _____ 47-61
 2-25-99 _____ aL _____ 52-53
 12-30-99 _____ aL _____ 47-54

2-3-00 _____ hL _____ 42-60
 12-7-00 _____ hW _____ 66-49
 2-10-01 _____ aW _____ 64-42
 12-20-01 _____ aW _____ 43-41
 1-28-02 _____ hW _____ 51-48
 12-30-02 _____ aL _____ 47-56
 3-1-03 _____ hW _____ 55-39
 1-10-04 _____ aL _____ 47-55
 2-18-04 _____ hW _____ 55-43
 2-10-05 _____ aL _____ 43-57
 2-26-05 _____ hW _____ 48-46
 2-16-06 _____ hW _____ 68-67(2OT)
 3-8-06 _____ aW _____ 76-75(3OT)
 1-23-07 _____ aL _____ 38-67
 2-15-07 _____ hL _____ 52-68
 3-9-07 _____ nL _____ 52-70
 1-24-08 _____ hW _____ 76-53
 2-21-08 _____ aW _____ 63-46
 3-14-08 _____ nW _____ 77-67
 1-17-09 _____ aL _____ 59-76
 2-14-09 _____ hL _____ 60-69
 3-14-09 _____ nW _____ 74-63
 1-16-10 _____ hW _____ 69-51
 2-13-10 _____ aL _____ 71-78
 3-9-10 _____ nL _____ 63-68
 2-2-11 _____ aL _____ 55-56
 3-5-11 _____ hW _____ 77-53
 2-1-12 _____ aL _____ 40-51
 3-3-12 _____ hL _____ 65-75

**UTEP
 (16-7)
 H: 9-2, A: 6-5 N: 1-0**

11-28-81 _____ nW _____ 72-62
 2-11-84 _____ hW _____ 92-79
 3-3-84 _____ aW _____ 72-68
 2-9-85 _____ aW _____ 79-69
 3-2-85 _____ hW _____ 78-52
 2-8-86 _____ aW _____ 65-58
 3-1-86 _____ hW _____ 99-65
 2-5-87 _____ hW _____ 72-53
 2-28-87 _____ aW _____ 58-52
 2-6-88 _____ hW _____ 76-55
 2-21-88 _____ aW _____ 59-58
 1-6-89 _____ aL _____ 63-76
 2-8-89 _____ hW _____ 64-60
 1-8-90 _____ aL _____ 59-65
 2-17-90 _____ hL _____ 64-69
 12-4-90 _____ aL _____ 76-78
 2-12-91 _____ hW _____ 86-61
 12-17-92 _____ aL _____ 47-75
 1-11-93 _____ hL _____ 32-54
 11-24-00 _____ hW _____ 58-54
 11-28-03 _____ hW _____ 52-49
 12-4-04 _____ aW _____ 54-50
 11-17-06 _____ aL _____ 47-80

**Virginia Tech
 (0-1)
 H: 0-0, A: 0-0, N: 0-1**

12-20-07 _____ nL _____ 59-84

**Wayland Baptist
 (0-1)
 H: 0-1, A: 0-0, N: 0-0**

11-30-90 _____ hL _____ 64-73

**Weber State
 (1-0)
 H: 1-0, A: 0-0, N: 0-0**

12-30-07 _____ hW _____ 73-45

**West Texas A&M
 (2-6)
 H: 2-1, A: 0-3, N: 0-2**

1-29-82 _____ nL _____ 61-67
 2-4-84 _____ hW _____ 72-69
 2-18-84 _____ aL _____ 54-69
 2-2-85 _____ aL _____ 67-83
 2-16-85 _____ hW _____ 73-54
 3-9-85 _____ nL _____ 64-79
 2-1-86 _____ aL _____ 43-85
 2-15-86 _____ hL _____ 56-59

**West Virginia
 (1-0)
 H: 0-0, A: 0-0, N: 0-0**

11-18-05 _____ nW _____ 57-54

**Wichita State
 (1-4)
 H: 1-2, A: 0-2, N: 0-0**

12-2-01 _____ aL _____ 46-69
 11-30-02 _____ hL _____ 54-63
 11-18-07 _____ hW _____ 68-60
 11-21-08 _____ aL _____ 51-54
 12-9-11 _____ hL _____ 56-69

**Wisconsin-Green Bay
 (1-0)
 H: 0-0, A: 1-0, N: 0-0**

1-24-88 _____ aW _____ 62-57

**Wyoming
 (0-2)
 H: 0-1, A: 0-1, N: 0-0**

1-12-89 _____ aL _____ 67-70
 1-13-90 _____ hL _____ 59-68

Monica Gibbs


On Nov. 21, 2010, Monica Gibbs became the first UTSA women's basketball player to have her jersey retired. The Stillwater, Okla., native helped guide the Roadrunners to a pair of 20-win seasons, including a school-record 24 wins in her senior campaign of 2008-09. She helped UTSA produce back-to-back Southland Conference Tournament Championships and NCAA Tournament appearances for the first time. In 2009, the Roadrunners became the first No. 15-seed in the history of the NCAA Women's Division I Tournament to push a No. 2-seed to overtime, eventually falling to Baylor 87-82.

She owns UTSA career records for assists (693), rebounds (990), games played (123) and games started (113) and the single-season record for assists (221/2008-09).

Gibbs is one of just six players in program history with 1,000 points and 500 rebounds and the only player to top 1,400 points and 900 rebounds.

In addition to her impact on the UTSA record books, Gibbs earned several Southland accolades. In 2006 she became the third player in program history to be named the league's Freshman of the Year after averaging 7.3 points, 7.1 rebounds and 4.9 assists per contest.

Gibbs was named second-team all-conference as a sophomore before finishing her career as a first teamer in 2008 and 2009. In addition, after leading UTSA to its first Southland Tournament crown in 2008, she was named the event's Most Valuable Player. Gibbs became the first player in league history to be named both the Player of the Year and Defensive Player of the Year in 2009 and helped lead the Roadrunners to their second straight tournament title.



All-Time Letterwinners

Player	Yrs	Player	Yrs	Player	Yrs
Aalbers, Kristel	1997-98	Garcia, Genny	1999-01	Pavell, Cindy	1981-82
Aguirre, Denise	1982-86	Gardner, Ashley	2010-12	Pawlaczyk, Ryba	2007-09
Alexander, Dawn	1994-95	Garza, Alma	1991-92	Pepper, Tracey	1993-95
Allbright, Karen	1989-90	Gaskin, Karen	1988-90	Prior, Victoria	2004-05
Alkek, Amy	1986-88	Geppert, Kirsten	1998-99	Prose, Amber	2000-02
Altwein, Stephanie	1989-91	Gibbs, Monica	2005-09	Rampley, Julie	2000-03
Anderson, Onika	2007-09	Gray, Robyn	1994-95	Ramsey, Derrilene	1988-89
Ansley, Kelsey	2009-11	Greer, Lyndsey	2001-05	Ransom, Nicole	1988-90
Archambault, Annie	1991-94	Gregg, Amber	2007-11	Ray, Tanya	1994-95
Baldwin, Lara	2001-02	Gregg, Jenn	1981-82	Reed, Kim	2001-05
Bartlesmeyer, Amy	1995-96	Griffin, Vernitta	1986-87	Rhodes, Stesha	1998-99
Baurels, Trisha	1996-97	Groves, Debbye	1984-88	Rhyner, Wendy	1989-90
Blau, Lacy	2004-05	Guerra, Jessica	1992-93	Riedel, Robin	1992-93
Beene, Tiffany	1987-88	Haglund, Melissa	1987-88	Risien, J.J.	2003-05
Bell, Mannasha	2011-P	Hall, Rikki	2001-02	Roberson, Soonja	1995-98
Bloom, Delores	2005-06	Harsh, Kristen	1996-97	Roberts, Tameka	1997-98
Bogan, Tia	2004-08	Hausenfluke, Melinda	1990-94	Robbins, Sherelia	1991-92
Boldt, Tisha	1986-91	Hegedus, Kristina	1995-96	Rogers, Tammy	1987-91
Boyland, Melissa	1988-89	Hendrix, Nikki	2001-04	Romagosa, Amy	1994-95
Brock, Sarah	1999-01	Hoffman, Rhonda	1983-87	Ross, Philicia	1990-94
Brockman, Carmen	1989-92	Holliday, Dewella	2002-04	Rossi, Zeena	1988-89
Brown, Destiny	2005-06	Hollins, Ruby	1983-84	Salinas, Annie	2001-02
Brown, Kalinda	1990-91	Holt, Marsha	1981-83	Sandefur, Katie	2002-06
Burks, Regan	2006-08	Howard, Joyce	1996-98	Schaffer, Stephanie	1995-97
Camacho, Tina	1981-86	Hurd, Shadana	2000-01	Schmitt, Cheryl	1981-82
Cannon, Alice	1983-85	Jackson, Tanisha	2002-03	Schlosser, Rachel	2008-09
Carlucci, Michelle	1992-94	Johnson, Breezy	1995-97	Seale, Shelley	1981-83
Charlier, Nanette	1983-86	Johnson, Danielle	1999-00	Siler, Marci	1999-00
Churman, Renda	1997-01	Johnson, Kameisha	2009-11	Singleton, Angel	1993-98
Coleman, Tiffany	2002-03	Jones, Donelle	1998-99	Smith, Erica	1988-90
Collins, Tijwana	2002-04	Jones, Judy	2009-12	Smith, Lisa	1995-97
Cooper, Cori	2008-P	Jones, Stephanie	1992-94	Smith, Rosie	1997-99
Costanza, Lynn	1985-86	Kendrick, Sarah	2000-01	Smith, Sonya	1985-87
Cottom, Valencia	2008-10	King, Ankara	1992-94	Smith, Tamara	1994-96
Coulter, Jody	1994-95	King, Deanna	1987-89	Spaletta, Ashley	2011-P
Crafts, Krystal	1992-93	King, Denise	1990-91	Spencer, Sabirah	1997-99
Craddock, Latonia	1999-00	King, Kamra	2011-P	Stark, Jordan	2007-09
Culpepper, Donna	1988-89	King, Keisha	1999-00	Stimson, Sara	1990-91
Dancy, Kisha	1994-96	Knighton, Maggie	1997-98	Stone, Theresa	1983-84
Daniel, Ginger	1993-94	Kroen, Karen	1983-87	Swoboda, Summer	1996-98
Davis, Alysse	2008-11	Laing, Courtney	2006-08	Swords, Stephanie	2003-05
Davis, Terrie	2004-08	Layton, Beth	2002-03	Thomas, Kristen	1984-86
DeMarte, Chelsea	2000-01	Lewis, Sharon	1987-88	Thompson, Felicia	1981-85
Dewey, Carla	1995-96	Lloyd, Kelly	1989-90	Thorman, Lyndi	2010-P
Dorsey, Katrina	1999-02	Luke, Joyce	1992-95	Tilghman, Tammie	1988-89
Dube, Becky	1982-83	Lum, Allison	1985-87	Tucker, Katina	1993-94
Duncan, Kim	1983-85	Maddox, Jacque	2000-03	Van Auken, Celeste	1984-87
Dunmyer, Brooke	1994-95	Malone, Jermini	2009-P	Vanderbilt, Jene	1998-02
Dunson, Nicole	2004-06	Martin, Cierra	2008-10	Vaughn, Candice	1997-98
Eitner, Stacey	1982-83	Martin, Michelle	1989-93	Vogts, Karen	1982-83
Elsasser, Erin	1995-96	Martinovich, Margaret	1981-85	Walker, Chekesha	1999-00
Emory, Mantha	1993-95	Matthews, Portia	1990-91	Watkins, Latoyia	1996-97
Evenello, Suzette	1986-88	Maxwell, Kim	1981-84	Watson, D'Ann	1991-92
Ewalefo, Vivian	2005-07	McCrory, Marlees	1999-01	Waturuocha, Ijeoma	2010-12
Ferguson, Lisa	1989-90	McKay, Kara	2005-08	Wells, Valerie	1982-84
Fitzgerald, Kate	2000-02	McReynolds, Linda	1981-83	Westfall, Toni	1996-97
Follis, Amber	1996-99	Menz, Jenny	2011-P	Williams, LaQuitta	1992-93
Forcier, Corrie	2009-11	Mingee, Lacy	2001-06	Williams, Starlite	1983-87
Forestier, Denise	1990-92	Montgomery, Jalisa	2011-P	Williams, Tiffany	1990-94
Foster, Amanda	2007-08	Nance, Laura	1991-92	Wilson, Keelah	1998-00
Foster, Niki	2000-02	Nelson, Sherika	1995-97	Wilson, Sharon	1985-89
Fox, Farren	2005-06	Nickel, Shelly	1996-97	Wright, Whitney	2009-P
Franklin, Ashleigh	2009-11	Northern, Latifa	1998-02	Yarborough, Lynette	1985-86
Freeman, Lynsey	2006-07	Nwanguma, Shantel	2008-10	York, Whitney	2007-P
Frisce, Katherine	1990-91	Owens, Carol	1987-88	Young, Simone	2011-P
Fritz, Denise	1983-85	Oliveira, Ana	2003-07	Ziegler, Holly	2001-05
Garcia, Andrea	2005-09	Park, Nichelle	2005-06		
		Parks, Richelle	2004-05		

2012-13 Schedule

DAY	DATE	OPPONENT	LOCATION	TIME
Sat.	Nov. 3	McMurry !	San Antonio	4 p.m.
Fri.	Nov. 9	Texas-Pan American	San Antonio	7 p.m.
Mon.	Nov. 12	Concordia Texas	San Antonio	7 p.m.
Fri.	Nov. 16	Texas A&M-Corpus Christi	San Antonio	7 p.m.
Sun.	Nov. 18	at Wichita State	Wichita, Kan.	1:05 p.m.
Fri.	Nov. 23	Austin Peay \$	San Antonio	7 p.m.
Sat.	Nov. 24	Austin Peay vs. William & Mary \$	San Antonio	7 p.m.
Sun.	Nov. 25	William & Mary \$	San Antonio	4 p.m.
Tue.	Nov. 27	at Houston	Houston, Texas	7 p.m.
Sun.	Dec. 2	San Francisco	San Antonio	2 p.m.
Wed.	Dec. 5	at TCU	Ft. Worth, Texas	7 p.m.
Sat.	Dec. 8	UNLV	San Antonio	1 p.m.
Thu.	Dec. 20	at Rice	Houston, Texas	7 p.m.
Sat.	Dec. 29	at Utah State *	Logan, Utah	8 p.m.
Mon.	Dec. 31	at San Jose State *	San Jose, Calif.	6 p.m.
Thu.	Jan. 3	New Mexico State *	San Antonio	7 p.m.
Sat.	Jan. 5	Denver *	San Antonio	6 p.m.
Thu.	Jan. 10	at UT Arlington *	Arlington, Texas	7 p.m.
Sat.	Jan. 12	at Louisiana Tech *	Ruston, La.	7 p.m.
Sat.	Jan. 19	at Texas State *	San Marcos, Texas	2 p.m.
Thu.	Jan. 24	Seattle *	San Antonio	7 p.m.
Sat.	Jan. 26	Idaho *	San Antonio	6 p.m.
Thu.	Jan. 31	at Denver *	Denver, Colo.	8 p.m.
Sat.	Feb. 2	at New Mexico State *	Las Cruces, N.M.	7:30 p.m.
Thu.	Feb. 7	Louisiana Tech *	San Antonio	7 p.m.
Sat.	Feb. 9	UT Arlington *	San Antonio	6 p.m.
Sat.	Feb. 16	Texas State *	San Antonio	4 p.m.
Thu.	Feb. 28	at Idaho *	Moscow, Idaho	8 p.m.
Sat.	March 2	at Seattle *	Seattle, Wash.	9 p.m.
Thu.	March 7	San Jose State *	San Antonio	7 p.m.
Sat.	March 9	Utah State *	San Antonio	6 p.m.
Tue.-Sat.	March 12-16	WAC Tournament	Las Vegas, Nev.	TBD
	March 23-April 9	NCAA Tournament	TBD	TBD

All times Central and subject to change • Home games in **bold** played at UTSA Convocation Center
 ! exhibition game • \$ UTSA Thanksgiving Classic • * Western Athletic Conference game

