



SENIOR  
ALYSSE DAVIS

SENIOR  
ASHLEIGH FRANKLIN

SENIOR  
KAMEISHA JOHNSON

# UTSA ROADRUNNERS



SENIOR  
AMBER GREGG

HEAD COACH  
RAE RIPPETOE-BLAIR

**PREPARE**   
**FOR COMBAT**

**DRIVE HARD TO THE HOOP,  
SLOW DOWN FOR NO ONE**

LeBron James is wearing NIKE Pro Combat Hyperstrong Compression Basketball Top, Hyperstrong Basketball Vis Short, Hyperstrong Elbow Sleeve and the NIKE Soldier IV shoes.



**THIS IS**

**ROADRUNNERS**

**BASKETBALL**

# 2010-11 UTSA Women's Basketball Guide

## Roadrunner Basketball

Broadcast Information/Quick Facts	3
UTSA Basketball Tradition	4-5
Media Exposure	6
Team Philosophy	7
Coaching Staff	8-9
Covocation Center	10
Gameday Experience/Roadrunner Ruckus	11
Home of the Roadrunners	12
Roadrunners Travel	13
Senior Night	14
Community Service	15
Roadrunners in the Pros	16
Strength and Conditioning	17
UTSA Spirit	18

## UTSA/San Antonio

San Antonio	20-21
UTSA	22-23
Academics	24-25
Career Services	26-27
Campus Life	28-29
Recreation & Wellness Center	30-31
Athletic Medicine	32
Step Up UTSA	33
NCAA Compliance	34

## Season Outlook

Season Outlook	36-38
Preseason Honors	38
Roster	39
Schedule	40
Media Information	41
goUTSA.com	42

## Meet The Roadrunners

Amber Gregg	44-45
Kameisha Johnson	46-47
Kelsey Ansley	48-49
Alysse Davis	50-51
Ashleigh Franklin	52-53
Whitney York	54-55
Judy Jones	56-57
Jermini Malone	58-59
Whitney Wright	60-61
Corrie Forcier	62-63
Cori Cooper	64-65
Ashley Garder	66
Ijeoma Waturuocha	66
Lyndi Thorman	66

## Meet The Staff

Rae Rippetoe-Blair	68-70
Lubomyr Lichonczak	71
Tai Dillard	72
Koty Cowgill	73
KC Cowgill	74
Support Staff	74
Dr. Ricardo Romo	75
Lynn Hickey	76

## Opponents

Opponents	78-81
Southland Conference Tournament	82-83
Southland Conference	84

## Season Review

2009-10 Results	86
Final Stats	87
Team/Individual Highs	88
Box Scores	88-93
Southland Conference Review	94

## History/Records

Individual Records	96
Team Records	97-98
1,000-Point Club	99
Top 25 Scorers	100
Scoring Records	101
500-Rebound Club	102
Miscellaneous Records	103-105
Career Top 10	106-107
Honor Roll	108
Opponent Records	109
Annual Leaders	110-111
Coaches Year-by-Year	112-117
All-Time Series Results	118-123
All-Time Letterwinners	124

## CREDITS

The 2010-11 Women's Basketball Guide was designed, written and edited by Assistant Athletics Communications Director Jordan Korhage. Assistance provided by Athletics Communications Director Kyle Stephens, Associate Director Brian Hernandez and Student Assistant Arielle Andres.

## Photography

Alamodome, Bryan Bullon, Patrick Dunn, Jeff Huehn, Norvelle Kennedy, Mark McClendon, Greg Ruder, Dave Taylor, T. Bass & Co. and San Antonio Convention & Visitor's Bureau.

## Broadcast Information



### LIVE AUDIO & VIDEO STREAMING

Live audio for all 29 UTSA women's basketball games plus any postseason contests will be streamed through the official athletics Web site — [goUTSA.com](http://goUTSA.com). Lincoln Rose is back for his second season as the play-by-play voice of the Roadrunners.

In addition, a live video stream for all 16 home and selected road contests will be available to Rowdy Zone subscribers at [goUTSA.com](http://goUTSA.com). The broadcast schedule is subject to change

Live video streaming for home games is made available through the generous assistance of the UTSA Center for Distance Learning and Academic Technology.



### UTSA ON TIME WARNER CABLE SAN ANTONIO

Kevin Brock (expert analysis) and Jason Minnix (play-by-play) will call the action for both Time Warner Cable broadcasts this season.

UTSA's games on Feb. 12 vs. Stephen F. Austin and Feb. 19 vs. Nicholls can be seen locally on Time Warner Cable.

## Quick Facts

### General Information

Location \_\_\_\_\_ San Antonio, Texas  
Enrollment \_\_\_\_\_ 30,395 (25,893 undergrads)  
Founded \_\_\_\_\_ 1969  
Nickname \_\_\_\_\_ Roadrunners  
Colors \_ Navy blue (289), orange (1665) and white  
Home Court \_\_\_\_\_ Convocation Center  
Capacity \_\_\_\_\_ 4,080  
Conference \_\_\_\_\_ Southland (West)  
Affiliation \_\_\_\_\_ NCAA Division I  
Athletic Director \_\_\_\_\_ Lynn Hickey  
Alma Mater \_\_\_\_\_ Ouachita Baptist/1973  
President \_\_\_\_\_ Dr. Ricardo Romo  
Alma Mater \_\_\_\_\_ Texas/1967  
Athletic Department Phone \_\_\_\_\_ 210-458-4161  
Ticket Office Phone \_\_\_\_\_ 210-458-UTSA  
Internet Address \_\_\_\_\_ [goUTSA.com](http://goUTSA.com)

### Team Information

Head Coach \_\_\_\_\_ Rae Rippetoe-Blair  
Alma Mater \_\_\_\_\_ Oklahoma State/1985  
Career Record \_\_\_\_\_ 283-162/15th season  
School Record \_\_\_\_\_ 176-118/11th season  
Associate Head Coach \_\_\_\_\_ Lubomyr Lichonczak  
Alma Mater \_\_\_\_\_ Idaho/1978  
Assistant Coach \_\_\_\_\_ Tai Dillard  
Alma Mater \_\_\_\_\_ Texas/2003  
Assistant Coach \_\_\_\_\_ Koty Cowgill  
Alma Mater \_\_\_\_\_ Briar Cliff/2004  
Director of Basketball Operations \_\_\_\_\_ KC Cowgill  
Basketball Office Phone \_\_\_\_\_ 210-458-4171  
Basketball Office Fax \_\_\_\_\_ 210-458-4180  
First Year of Basketball \_\_\_\_\_ 1981-82  
Overall All-Time Record \_\_\_\_\_ 419-386  
Overall SLC All-Time Record \_\_\_\_\_ 157-155  
Last NCAA Appearance \_\_\_\_\_ 2009 (L, 87-82 (OT), to Baylor)

# UTSA BASKETBALL

The UTSA women's basketball team continues to build a winning tradition under head coach Rae Rippetoe-Blair. The Roadrunners won back-to-back Southland Conference Tournament titles in 2007-08 and 2008-09 for the first time in school history. In 2009, UTSA became the first No. 15 seed to take a No. 2 seed to overtime, as they just missed out on an upset in the First Round of the NCAA Tournament.



In addition to the team's success, numerous Roadrunners have been recognized for their individual achievements. Led by three-time Southland Conference Coach of the Year Rae Rippetoe-Blair, UTSA annually has seen its players among the best in the conference.

Since 2001, Roadrunners players have been named All-Southland 22 times, an average of more than two players a season. In 2009, Monica Gibbs became the first player in conference history to earn Player of the Year and Defensive Player of the Year honors in the same season.



# A WINNING TRADITION



**SOUTHLAND**  
2009  
WOMEN'S BASKETBALL  
TOURNAMENT  
CHAMPION

2009  
**SOUTHLAND**  
TOURNAMENT  
CHAMPION  
MISSELL CENTER  
DALLAS, TEXAS

State Farm  
2009  
**SOUTHLAND**  
TOURNAMENT  
CHAMPION

USA

# Media Exposure






# Team Philosophy

“Our team philosophy is to be the best team in the conference and compete for a conference title every year. We also want to make sure our players get the most of the UTSA experience and become great role models in our community.”

— HEAD COACH RAE RIPPETOE-BLAIR



# ROADRUNNERS

## RIPPETOE-BLAIR'S ACCOMPLISHMENTS

- SCHOOL-RECORD 24 WINS IN 2008-09
  - TWO 20-WIN SEASONS
- TWO SOUTHLAND CONFERENCE TOURNAMENT CHAMPIONSHIPS
- TWO NCAA TOURNAMENT APPEARANCES
- TWO SOUTHLAND CONFERENCE REGULAR SEASON CHAMPIONSHIPS

## Rae Rippetoe-Blair

Head Coach

Oklahoma State '85

- 26th Year of Coaching
- 16th Year as Head Coach
- 11th Year at UTSA



# COACHING STAFF



## Lubomyr Lichonczak

Associate Head Coach  
Idaho '78

- 31st Year Overall
- Ninth Year at UTSA

## Tai Dillard

Assistant Coach  
Texas '03

- Fourth Year Overall
- Fourth Year at UTSA

## Koty Cowgill

Assistant Coach  
Briar Cliff '04

- Sixth Year Overall
- Third Year as an assistant

**B**etween Head Coach Rae Rippetoe-Blair, Associate Head Coach Lubomyr Lichonczak and Assistant Coaches Tai Dillard and Koty Cowgill, the Roadrunners' staff features 64 years of collegiate and professional coaching experience.



# UTSA Convocation Center

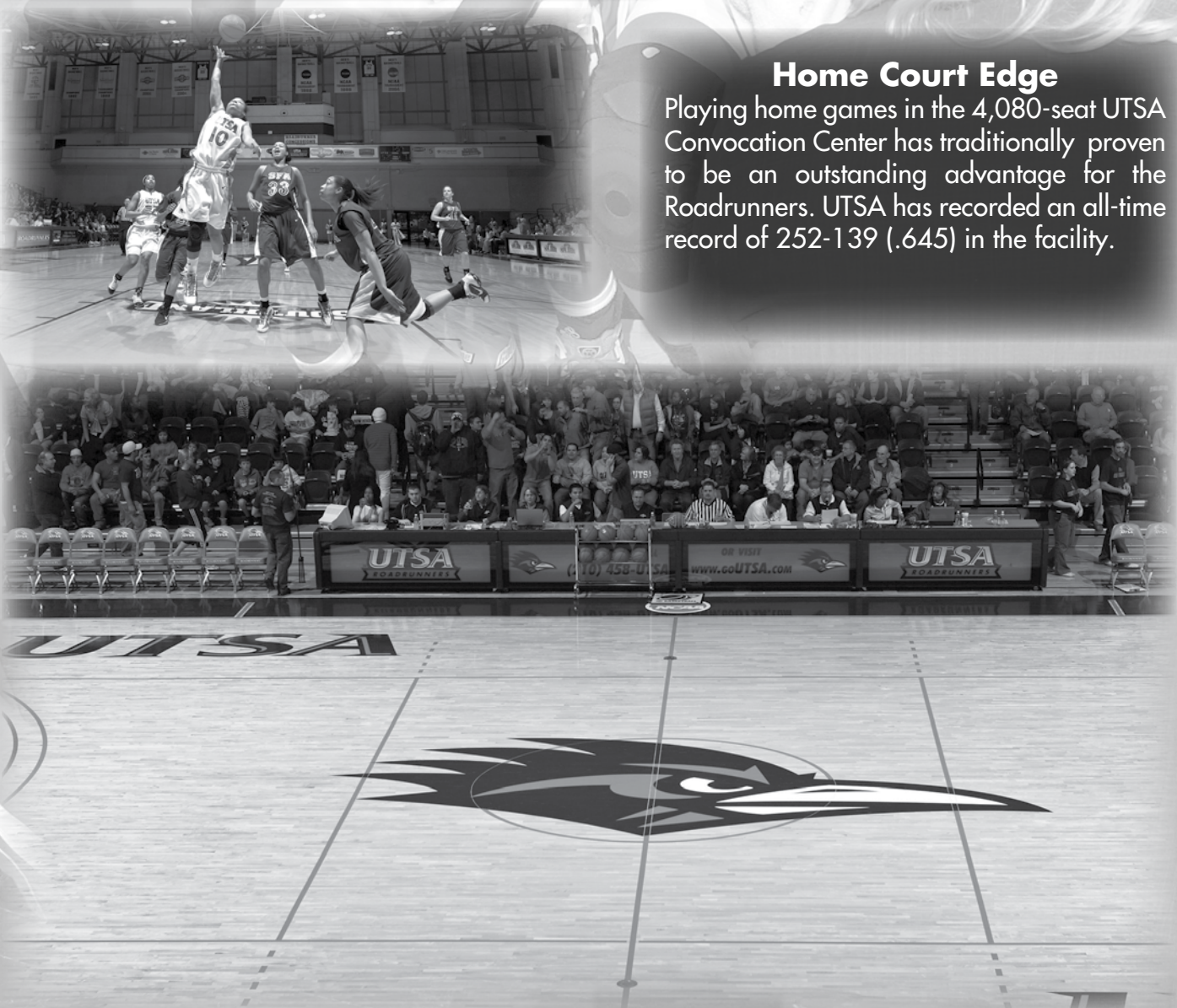
## UTSA Convocation Center (The Bird Cage)

- Built in 1975
- Features a permanent maple hardwood court which measures 17,900 square feet
- Brand-new maple hardwood playing surface was installed in August 2008
- New seats were added in 2007
- Home to the UTSA women's volleyball and men and women basketball teams since 1981
- Hosted the 1993 United States Olympic Festival Volleyball Tournament
- 1998 RCECA World Volleyball Championships
- 2002 WBCA All-Star Game
- 2004 Nike Hoop Summit



## Home Court Edge

Playing home games in the 4,080-seat UTSA Convocation Center has traditionally proven to be an outstanding advantage for the Roadrunners. UTSA has recorded an all-time record of 252-139 (.645) in the facility.



# Gameday/Roadrunner Ruckus

“Our gameday experience is a way to give our fans the best atmosphere and a chance to come out and support Roadrunner basketball.”

— Head Coach Rae Rippetoe-Blair

“Roadrunner Ruckus brings out our school spirit and allows the fans to come out and enjoy a great night of fun events. It also gives the fans an opportunity to meet our basketball team.”

— Head Coach Rae Rippetoe-Blair

# Home of the Roadrunners

The campus environment at UTSA is becoming increasingly residential with the opening in 2004 of Chaparral Village, a \$45 million, 1,000-bed housing complex that increased on-campus student housing to nearly 3,000 beds. It has a large swimming pool and several computer labs with Internet access. UTSA expanded the luxury Olympic-style housing complex by adding an additional 680 beds when Laurel Village, a \$39 million facility that broke ground in Nov. 2006, was completed in May 2008.

A 500-seat dining hall, Roadrunner Cafe, opened in 2005 with a contemporary feel and two outdoor dining patios. Air Rowdy, the university's wireless Internet service, is live in the cafe, which features a variety of food choices.



# Roadrunners Travel

The UTSA women's basketball team has time to relax and have fun as a team. Over the years, the Roadrunners have taken part in tournaments all over the country and in Mexico. Some of the places include Cancun, Mexico; Cozumel, Mexico; Denver, CO.; Las Vegas; Miami, FL; New Orleans; Orlando, FL; and San Diego.



# Senior Night

Great players have made their journey at UTSA memorable. In recognition for their hard work, the UTSA women's basketball program honors them on their last home game of the season known as Senior Night. This past season, seniors Valencia Cottom and student manager Bryan Logan were honored.





# Giving Back To The Community

The UTSA women's basketball program not only puts forth its best efforts on the court and in the classroom, but in the community as well. Year in and year out, Roadrunners make appearances at the local Children's Hospital, help with Roadrunner Move-In Days, the annual Babcock Road Clean-up and participate in the read-along programs at local schools.



## Roadrunners in the Pros

**U**nder Head Coach Rae Rippetoe-Blair, three Roadrunners have pursued a professional career. Ana Oliveria currently is playing in her native country of Portugal for Mcell Alges and is also on the Portuguese national team. Katie Sandefur played in Portugal during the 2007-08 season and Vivian Ewalefo played for the Nigerian national team 2007 and participated in the African games, where she won a silver medal. In addition, Monica Gibbs played professionally for Amicale Steinsel in Luxembourg last season.



**Ana Oliveria (front row far right) with the Portuguese national team.**



**Ana Oliveria**



**Vivian Ewalefo**



**Monica Gibbs**



**Katie Sandefur**

# Strength & Conditioning

The mission of the UTSA Strength & Conditioning staff is the improvement of athletic performance.

This is done through structured programs of lifting and conditioning and the prevention/reduction of athletic injuries. Utilizing a variety of techniques ranging from Olympic lifts and core work to sports-specific lifts, we strive for a continual improvement in strength, power, speed, agility and flexibility.

Through scientifically-based and research-backed developed programs, we attempt to maximize an individual's and teams' performance.



**CHARLIE DUDLEY**  
HEAD COACH



**DERRICK JENKINS**  
ASSISTANT COACH



**TRAVIS REUST**  
ASSISTANT COACH

*UTSA student-athletes are running faster and getting stronger thanks to a commitment to an enhanced strength and conditioning program and a new weight room completed in 2005.*



# UTSA Spirit

## The School Colors

Official colors for The University of Texas System are orange and white. Upon recommendation from the UTSA Student Representative Assembly, the Board of Regents approved the addition of navy blue to the orange and white for UTSA's colors for athletic competition.

## The Alma Mater

Music to "Hail UTSA" the alma mater of the University of Texas at San Antonio, was composed by Dr. Joe Stuessy, Professor of Music, and lyrics were written by Dr. Alan Craven, Director of the Division of English, Classics and philosophy at UTSA.

### **"HAIL UTSA"**

***From our hills of oak and cedar  
To the Alamo***

***Voices raised will echo  
As, in song, our praises flow.***

***Hail Alma Mater!***

***Through the years our loyalty will  
grow.***

***The University Texas at San Antonio.***

## The Fight Song

### **"GO ROADRUNNERS GO"**

Go, Roadrunners, Go!

On to victory with all your might.

Fight Roadrunners, Fight!

For the Blue and the Orange and the White.

We fight for U-T-S-A

Alma Mater proud and strong.

Win, Roadrunners, Win!

and unite in our battle song.

(Repeat for second version)

## The Mascot

The Roadrunner, a bird representative of the Texas Hill Country and the Southwest, was voted by the student in 1977, to become the official mascot of UTSA. The Roadrunner was officially adopted one year later.





***San Antonio/UTSA***

## ABOUT SAN ANTONIO



San Antonio has a population of approximately 1.3 million, making it the nation's seventh-largest city. San Antonio was the third-fastest growing city in the country in 2009.



With more than 26 million visitors per year, San Antonio is one of the top tourist destinations in the United States.



San Antonio boasts some of the state's most visited attractions: The Alamo (1), The River Walk (2), SeaWorld® San Antonio (4), Six Flags® Fiesta Texas® (13) and the San Antonio Zoo (14).



Settled in 1731, San Antonio is one of the American West's oldest cities and its rich history surfaces in its architecture, neighborhoods, food, culture and traditions.



With 300 days of sunshine annually and an average temperature of 70 degrees, San Antonio is an ideal destination year round.



San Antonio has 68 miles of urban hike and bike trails and more than 11,000 acres of urban parks.



San Antonio boasts one of the largest military concentrations in the country with Fort Sam Houston, Lackland Air Force Base and Randolph Air Force Base located in the city.



San Antonio is home to five Fortune 500 companies: Valero Energy, Tesoro Petroleum, Clear Channel Communications, USAA and NuStar Energy.



The largest medical research and care provider in South Texas, the South Texas Medical Center, calls San Antonio home.




San Antonio is a sports town, as it is home to four professional sports franchises: the four-time NBA Champion San Antonio Spurs, the WNBA's Silver Stars, the American Hockey League's Rampage and the San Diego Padres' Double-A affiliate Missions.




San Antonio is a sports destination, as it annually hosts the Valero Alamo Bowl, the U.S. Army All-American Bowl, the PGA Tour Valero Texas Open and the Champions Tour AT&T Championship. The city also has hosted three NCAA Men's Final Fours, two Women's Final Fours, five NCAA Basketball Regionals, three Big 12 Football Championship Games and Dallas Cowboys Training Camps.

THE ALAMO



# THIS IS



TOWER  
OF THE  
AMERICAS

HEMISFAIR PARK

KENS5



ALAMODOME



SEA WORLD



SIX FLAGS  
FIESTA TEXAS

# SAN ANTONIO

THE RIVER WALK



# THIS IS

## ABOUT UTSA



The University of Texas at San Antonio was founded on June 5, 1969, by Texas Governor Preston Smith.



UTSA serves the San Antonio metropolitan area and the broader region of South Texas through programs and services offered from its three campuses: Main Campus, Downtown Campus and Hemisfair Park Campus.



With more than 30,000 students enrolled in 134 undergraduate and graduate degree programs, UTSA is the second-largest component in The University of Texas System and has been one of the state's fastest-growing public universities for much of the last decade.



UTSA listed an enrollment of 30,395 (25,893 undergraduates) for 2009-10, making it the sixth-largest school in the state of Texas.



UTSA offers 64 bachelor's, 49 master's and 21 doctoral degree programs in the colleges of Architecture, Business, Education and Human Development, Engineering, Honors, Liberal and Fine Arts, Public Policy, Sciences and in the Graduate School.



The university's three campuses provide access and opportunity for large numbers of historically underserved students. More than 58 percent of UTSA's students come from groups underrepresented in higher education. Many students are the first in their families to attend a college or university.



As the region's largest generator of engineers, artists, business professionals, teachers, scientists and technology managers, UTSA has produced more than 78,000 graduates since awarding its first degree in 1974.



UTSA has a total of 615 budgeted tenure/tenure-track faculty positions. Ninety-eight percent of full-time faculty hold doctorates or equivalent terminal degrees. UTSA has a total of 36 endowed academic positions, a measure of academic excellence. They include 14 distinguished chairs, six chairs, six distinguished professorships, nine professorships and one faculty fellowship



In addition to the educational advantages UTSA offers, its economic impact directly and indirectly produces 1.2 billion in annual business revenues and supports an estimated 15,720 jobs in the San Antonio metropolitan statistical area. Purchases by UTSA in 2009 totaled \$65 million, with \$16.5 million or 25 percent designated or obtained from historically underutilized business (HUB) vendors.



Dr. Ricardo Romo, a San Antonio native, became UTSA's fifth president in 1999 and is the first Hispanic president in the university's 41-year history.

### MAIN BUILDING



In 1973 construction began on UTSA's original campus, now known as the Main Campus, on a 600-acre tract in the rolling foothills of San Antonio's northwest side



UTSA opened the 11-acre Downtown Campus in 1997.



# UTSA


## MISSION STATEMENT

The University of Texas at San Antonio is dedicated to the advancement of knowledge through research and discovery, teaching and learning, community engagement and public service. As an institution of access and excellence, UTSA embraces multicultural traditions, serving as a center for intellectual and creative resources as well as a catalyst for socioeconomic development for Texas, the nation and the world.



UNIVERSITY CENTER

The Biotechnology, Sciences and Engineering Building is one of the largest and most sophisticated science facilities at any institution of higher education in Texas.



Research expenditures at UTSA increased to more than \$67.4 million in 2009, a 30 percent increase from the previous year.

# UTSA

UTSA has plans for \$265 million in construction over the next three years. The University recently received funding from the Texas Legislature for an \$82 million building for the College of Engineering, where enrollment has grown more than 90 percent in six years.

# CAMPUS LIFE


**LAUREL VILLAGE**



UTSA has four housing complexes on its Main Campus offering several styles of group living. On-campus housing accommodates approximately 3,700 students. Students living on-campus are close to classrooms, the student center, food courts, library, athletics facilities and the student recreation center.

Chaparral Village and Laurel Village are the two newest on-campus residences and both offer two- and four-bedroom suites with cable television, high speed Internet and kitchenettes, study rooms, a computer lab, a swimming pool and basketball courts.

**CHAPARRAL VILLAGE**



**ROADRUNNER CAFÉ COMMONS**



The UTSA Library provides both electronic and physical access to information resources and services including a collection of 1,280,000 books, 41,000 periodicals and journal subscriptions, 54,000 audiovisual items and 300 electronic databases as well as manuscripts, maps, media and microforms.

The Recreation and Wellness Center is a state-of-the-art 300,000 square-foot facility housing a wide variety of programs and facilities from fitness and aquatics centers, basketball, racquetball and beach volleyball courts to massage studios and a rock-climbing wall.



RECREATION AND WELLNESS CENTER



AQUATICS CENTER AND LAZY RIVER

UTSA students, faculty and staff have many options for dining on campus.



Real Food on Campus at Roadrunner Café, located adjacent to Chaparral Village, is an all-you-care-to-eat residential restaurant that includes a deli, brick oven pizza and stir-fry.



The University Center (UC) Food Court houses Chili's Too, Taco Cabana, Panda Express and Burger King, while Starbucks, Subway and a C3 Convenience Store are a short walk away.



Other on-campus dining options include Smoothie King inside the Recreation and Wellness Center, Einstein Bros. Bagels in the Biotechnology, Sciences & Engineering Building, Extreme Pita in the Business Building and a Subway, Grille Works and C3 Convenience Store at the Downtown Campus.



The John Peace Library (JPL) Food Court houses Chick-fil-A, Sushic-The Sushi Company, Montague's Deli, Freshens Frozen Treats, Bene Pizza & Pasta and a C3 Convenience Store.

# A FOCUS ON

## ACADEMIC SERVICES

### MISSION STATEMENT

Team Academics was established in order to provide academic services for student-athletes. We provide the necessary academic support services for all student-athletes to be successful in the classroom and pursue an undergraduate degree while competing as an athlete. The center is dedicated to the academic and personal development of all student-athletes.

Consistent with the mission of the University of Texas at San Antonio, the Athletics Department is committed to provide an environment in which student-athletes can be successful academically, athletically and socially. In doing so, the department dedicates itself to absolute compliance with the rules of the University of Texas System, the university, the Southland Conference and the National Collegiate Athletic Association.

### VISION STATEMENT

The UTSA Athletics Department will be successful in its mission when ...

- Student-athletes achieve academically and compete athletically at the highest level and are prepared with skills for life.
- It achieves a level of social responsibility, honesty and integrity higher than is expected by the public and is required by laws, policies, guidelines and rules.
- Athletics is the focal point for school identity, pride and spirit among students, faculty, staff, alumni and the surrounding community.
- The community benefits from public service, affordable entertainment and economic growth derived from athletics.



### ACADEMIC SUCCESS

UTSA student-athletes have earned numerous academic awards in the past eight years. Twenty-three Roadrunners have been named Southland Conference Student-Athlete of the Year in their respective sports, the league's top honor, for academic and athletics success. UTSA has had six student-athletes chosen as an *ESPN the Magazine*/CoSIDA Academic All-American, one of the top honors that can be bestowed upon a collegiate athlete, while 26 have earned Academic All-District accolades in the last six years. Since 2003, 565 student-athletes have been named to the SLIC Commissioner's Honor Roll, including 102 in the 2009-10 academic year.



# ACADEMICS

In April 2009, a state-of-the-art academic learning center opened its doors to UTSA student-athletes. The 4,000 square-foot James and Catherine Bodenstedt Athletic Learning Center houses five study carrels, two large conference rooms, a classroom, computer lab and office space for the Academic Services staff.



**COLIN  
HOWLETT**

**ASSOCIATE AD/  
ACADEMIC SERVICES**

Colin Howlett is in his first year as Associate Athletics Director for Academic Services at UTSA. He is responsible for overseeing academic support services for the entire department.

Howlett comes to UTSA from Virginia Tech, where he was a member of the Student-Athlete Academic Support Services for 13 years. He began his tenure as Assistant Director in August 1997 and served in that capacity until his promotion to Associate Director in August 2001. He also was the Interim Director from July 2008-January 2009.

While in Blacksburg, Howlett was responsible for developing and implementing academic success programs and providing academic, career and personal counseling to student-athletes in the sports of football, men's and women's cross country, men's golf, men's and women's soccer and women's volleyball. He also assisted in the planning and development of the department's Learning Assistance Program, served as the liaison to the Registrar's Office and to the Office of Services for Students with Disabilities and helped coordinate the tutorial, peer mentor and study hall programs for all student-athletes.

Prior to his tenure at Virginia Tech, Howlett was an Academic/Athletic Counselor at Maine from 1996-97. He also spent two years at Austin Peay where he served as an Academic Services Intern from 1994-95 and as the Interim Compliance Coordinator for six months before joining the staff at Maine.

Howlett earned his bachelor's degree in business administration with an emphasis on human resource management from Susquehanna University in 1990. He received a master's degree in health and physical education with an emphasis in athletic administration from Southern Mississippi in 1994.



**SHAWN WORTHEN**  
ASSISTANT AD/  
ACADEMIC SERVICES



**EMILY PATTON**  
ACADEMIC ADVISOR



**BILL HICKEY**  
LIFE SKILLS



**TRACY ALDERETE**  
ADMINISTRATIVE ASSOCIATE

## STUDENT-ATHLETE CAREER SERVICES

### Connecting UTSA Student-Athletes to Career Development Resources

*"There are more than 380,000 student-athletes and most of them go pro in something other than sports."*

— NCAA Public Service Announcement

The mission of the UTSA University Career Center is to assist students and alumni in identifying and developing the skills necessary to pursue lifelong career goals.

The Career Center provides comprehensive career planning, job search skill development and a wide range of tools and resources designed to assist students and alumni in conducting a successful job search.

The Career Center's Web site, [utsa.edu/careercenter](http://utsa.edu/careercenter), contains full-time professional, internship, co-op, work-study and part-time job listings, which are updated daily.

Dozens of employers visit campus each year to interview UTSA students for full-time professional positions, as well as intern, co-op and other jobs. Multiple career fairs are held each semester and are attended by hundreds of employers from a variety of disciplines. These events offer information on full- and part-time jobs, internships and more.

The Career Center employs a total of 11 career counselors, one of which, Stefanie Cisneros, is dedicated to serving student-athletes at UTSA. Individual career counseling appointments are available with counselors to discuss any aspect of your career development. They will use a variety of methods to help you learn more about career interests, including free online career assessments.

In addition, career counselors can assist you in developing job search skills such as resumé writing, interview preparation and networking skills. Throughout the year, a variety of workshops are offered on various career-related topics, including several designed specifically for student-athletes.

# CAREER



### Why do employers seek student-athletes?

Student-Athletes possess many of the skills and abilities which are often sought by organization recruiters. Characteristics such as mental toughness, self-confidence, and performing under pressure are needed to be successful in any workplace. Listed below are additional qualities athletes can transfer from the playing field into the workplace.

### TEN QUALITIES OF TEAM PLAYERS

- Time management
- Teamwork
- Goal-directed
- Competitive
- Confidence
- Persistence and endurance
- Loyalty
- Discipline
- Ability to accept constructive criticism
- Resilience

*Adapted from: Bohac, Jennifer. Career Game Plan for Student-Athletes, Prentice Hall, New Jersey, 2000.*



# SERVICES

## **Career Center Partner Organizations**

Hundreds of employers converge on the UTSA campus each year to participate in career fairs, information sessions and networking events and as guest speakers for workshops and in classrooms.

Listed below is a sampling of just a few of the organizations with which the Career Center partners. Organizations marked with an asterisk have previously hired UTSA student-athletes for internships or full-time positions.

AT&T \*  
bp Energy \*  
Capital Group Companies  
CIA  
CPS Energy  
Deloitte and Touche, LLP \*  
Enterprise \*  
Ernst & Young LLP  
FBI  
Frost Bank  
Harlandale ISD  
HEB  
Hyatt Hotels and Resorts \*  
Judson ISD \*  
KPMG LLP  
Marcus & Millichap Real Estate Investment \*  
Medtronic \*  
Microsoft Corporation  
NASA  
National Security Agency  
New York Life  
Northeast ISD  
Northrop Grumman  
Northside ISD  
Northwestern Mutual  
NuStar Energy  
Padgett Stratemann & Co., LLP  
Pape-Dawson  
Pepsi Bottling Group  
Planto Roe Financial Services, Inc.  
Raytheon  
San Antonio ISD  
Sapient Financial Group  
Southwest ISD  
Southwest Research Institute  
South San Antonio ISD  
Sportball Systems, Inc.  
Spurs Sports and Entertainment  
Target Corporation \*  
TCEQ  
Tesoro Companies, Inc.  
Toyota  
Union Pacific Railroad  
United States Census Bureau  
U.S. Department of State  
U.S. Marshals  
USAA  
Valero Energy Corporation  
Veteran's Administration  
Walgreens \*  
Walt Disney World  
Wells Fargo  
Westin  
YMCA  
Zachry Holdings, Inc.



## **STEFANIE CISNEROS**

**STUDENT-ATHLETE  
CAREER COUNSELOR**

Stefanie Cisneros is in her third year as career counselor for all UTSA student-athletes and her 10th year as a staff member of the UTSA Career Center Office.

During her tenure, Cisneros has had the opportunity to speak to national audiences through professional presentations at the Southern Association of Colleges and Employers Annual Conference, the American Humanics Management Institute, the California Association for Counseling and Development Regional Conference and as a co-presenter at the National Careers Conference. Her most recent presentation, *"Transfer the Magic from Playing Field to Career Field"*, addressed the career development needs of student-athletes and best practices for working effectively with student-athlete populations and athletics departments.

Cisneros is currently involved in several professional organizations, including memberships in the National Career Development Association (NCDA), Southern Association of Colleges and Employers (SoACE), National Association for Colleges and Employers (NACE) and the Texas Cooperative Education and Internship Association (TXCEIA).

Cisneros graduated from UTSA in 2001 with a bachelor of science degree in kinesiology and completed a master of arts degree in community counseling from UTSA in 2008.

## RECREATION & WELLNESS CENTER



The UTSA Recreation & Wellness Center received the National Intramural and Recreational Sports Association Outstanding Facility Award in 2009.

# STRENGTH

The UTSA Recreation & Wellness Center is one of the largest campus recreation centers in the state of Texas, containing nearly 300,000 square feet of indoor and outdoor space. The facility consists of six program areas — fitness and wellness, open recreation, intramural sports, club sports, outdoor pursuits and aquatics.



The UTSA Recreation & Wellness Center houses more than 24,000 square feet of weight and cardio space.

Campus Recreation offers personal training, fitness assessments, nutritional guidance and group exercise for no additional fee. Group exercise consists of more than 25 classes ranging from yoga to kickboxing.



The 18,000 square-foot cardio room features numerous machines ranging from tread mills, ellipticals and stationary bikes to rowers and spin bikes.



# **& FITNESS**




The Outdoor Aquatics Center features a three-lane lap pool, leisure pool, lazy river, hot tubs, ample lounge space, a pair of beach volleyball courts and a basketball court.

The jogging track, one-sixth of a mile in length, circles above four regulation basketball courts.



The 54-foot rock-climbing wall is the largest of its kind on any campus in the state of Texas.




# ATHLETIC MEDICINE

The UTSA Athletic Training Department is committed to providing the highest standard of sports medicine care to all Roadrunners student-athletes. This includes education, prevention, evaluation, recognition, treatment and rehabilitation of injuries and illnesses associated with athletic participation. Referral necessary for additional medical and psychological evaluation and treatment is also provided. The athletics training staff is dedicated to this mission and compliance with UTSA, Southland Conference and NCAA rules and regulations.

The UTSA training staff works under the direction of Associate Athletics Director for Athletic Medicine, Jerry Greeson. All of the physicians that work with the training staff come from the University of Texas Health Science Center Medical School and those physicians, along with selected non-physicians, compose the sports medicine team.

The training staff is responsible for the care, prevention and rehabilitation of athletic injuries, taping and wrapping procedures, emergency situations should they occur, attendance of practices and home and away events that occur to 17 intercollegiate sports. UTSA student-athletes receive care from a centralized training center which has state-of-the-art therapeutic modalities and rehabilitation equipment to give student-athletes the best care available.

*UTSA student-athletes receive care from a centralized training center, which has state-of-the-art therapeutic modalities and rehabilitation equipment to give them the best care available.*



**JERRY GREESON**  
ASSOCIATE A.D./  
ATHLETIC MEDICINE



**BRENNA ELLIS**  
ASSOCIATE HEAD  
ATHLETIC TRAINER



**RHODIE MOSS**  
ASSISTANT ATHLETIC  
TRAINER



**JANA JOYNER**  
ASSISTANT ATHLETIC  
TRAINER



**HAJ TAKASHIMA**  
ASSISTANT ATHLETIC  
TRAINER



**ADAM COHN**  
ATHLETIC TRAINING  
INTERN

### STUDENT TRAINERS

Juan Brionnes, David Cammack, Raquel De La Garza, Andrea Dunn, Kathryn Evans, Symone Irorhe, Mandy Izzary, Kyle Kratzenberg, Laura Larrumbide, Nia LeBlanc, Stefani Marion, Shantel Nemeth, Yomi Sanchez, Heather Schlomisky, Marcus Stallings.

### CONSULTING PHYSICIANS

Jorge Gomez, Richard Holcomb, David Schmidt

# STEP UP UTSA

*Every step forward ... is a step closer. Football is coming to UTSA! But before the Roadrunners can take the field, we need your help! Students have already stepped up to raise their student fee to help bring football to Campus. Show support for your team by stepping up to give a gift today!*



## **GIVING TO ATHLETICS**

Being a Roadrunner is more than having a degree to hang on your wall. It's a mind-set, a spirit and a source of pride that only those who bleed orange and blue can truly understand.

The Roadrunner Athletic Fund is supported by alumni, fans, faculty, staff and friends of UTSA. Your donation to the Roadrunner Athletic Fund directly supports our student-athletes and sports programs. UTSA's goal is to develop champions in the classroom and on the field. Your financial commitment makes this possible.

## **HOW YOUR GIFT HELPS**


Your support through the Roadrunner Athletic Fund is used to provide scholarships and offset the cost of UTSA's 17 intercollegiate sports programs. Below are some examples of ways your giving can help.

## **HOW YOU BENEFIT**

Along with the pride that comes with your support, your contribution will be recognized and rewarded through various stewardship circles:

- \$125 - Pride Circle
- \$250 - Blue Circle
- \$500 - Orange Circle
- \$1,000 - Rowdy's Circle
- \$5,000 - Victory Circle
- \$10,000 - Winners Circle
- \$20,000 - Champions Circle

Call (210) 458-4665,  
send an e-mail to [rrathleticfund@utsa.edu](mailto:rrathleticfund@utsa.edu)  
or visit [StepUpUTSA.com](http://StepUpUTSA.com) for more details.



# NCAA COMPLIANCE

## THE NCAA RULES AND FANS

Compliance with NCAA rules is one of the highest priorities for our athletics program and institution. As a member of the NCAA, the University of Texas at San Antonio is accountable for the actions of its boosters and fans. Even the best-intentioned action on a fan's part may be a violation of NCAA rules. Please contact the UTSA Compliance Office if you have any questions concerning what is permissible. Inquiries should be directed to the UTSA Compliance Office at this address:

UTSA Compliance Office  
Intercollegiate Athletics  
One UTSA Circle  
San Antonio, TX 78249  
Phone: (210) 458-5493

## REPRESENTATIVES OF ATHLETICS INTERESTS

A "representative of UTSA's athletics interests," or booster, is anyone who:

- Has ever participated in or is currently a member of the various athletics department support groups;
- Has made a donation to the athletics program;
- Has helped arrange summer and/or vacation employment for student-athletes; or
- Has been involved, in anyway, in the promotion of UTSA's athletics program

## EXTRA BENEFITS

Prospective and current student-athletes may not receive extra benefits. An extra benefit is any special arrangement by an institutional employee or representative of the institution's athletic interests to provide a student-athlete or his/her family a benefit not authorized by NCAA legislation. Extra benefits would include, but are not limited to:

- An employment arrangement for a prospect's relatives;
- Gifts of clothing or equipment;
- Cosigning of loans;
- Providing loans to a prospect's relatives or friends;
- Cash or like items;
- Use of an automobile;
- Any tangible items, including merchandise;
- Free or reduced-cost services, rentals or purchases of any type;
- Free or reduced-cost housing
- Use of a college's athletic equipment;
- Sponsorship of or arrangement for an awards banquet for high school, prep school or two-year college athletes by a college, athletics representative or its alumni groups;
- Employment of a student-athlete at a rate higher than the wages paid for similar work; and
- Payment to a student-athlete for work not performed.

## RECRUITING

Only coaches and athletics department staff may be involved in the recruiting process. Athletic representatives are prohibited from contacting a prospective student-athlete or members of his/her family by telephone, letter, e-mail, or in person for the purpose of encouraging participation in athletics at The University of Texas at San Antonio. This prohibition remains in effect even after the prospect signs a national letter-of-intent (scholarship offer). You can do your part by forwarding names of any potential recruits to the UTSA coaching staffs.

## PROSPECTIVE STUDENT-ATHLETE

A prospective student-athlete is a person who has started classes for the ninth grade. You can become a prospect even if you have not started the ninth grade, if a college gives you or your relatives any financial aid help or other benefits that it does not give others.

Before a prospect can make an official visit to UTSA, he/she must present (1) a score from a PSAT, SAT or ACT test (through an official high school or testing agency), (2) an academic transcript, and (3) must register with the NCAA Eligibility Center and must be placed on the institution's Institution Request List with the NCAA Eligibility Center.

## VISITING UTSA

### OFFICIAL VISIT:

An "official visit" is a visit paid in whole or in part by the university and cannot exceed 48 hours in length. A prospect can make a total of five official visits, with a limit of only one per university.

### UNOFFICIAL VISIT:

An "unofficial visit" is a visit made at the prospect's own expense. The university may provide (a) three complimentary tickets to an on-campus athletics event in which the university's team is competing and (b) transportation to view off-campus practice and competition sites within a 30-mile radius. Prospects can make as many unofficial visits as they want.

More information concerning recruiting and initial eligibility can be found online at:

[ncaa.org](http://ncaa.org)  
[goUTSA.com](http://goUTSA.com)



# *Season Outlook*



## Season Outlook

A year removed from celebrating back-to-back Southland Conference Tournament titles, head coach Rae Rippetoe-Blair has the UTSA women's basketball program ready to make a run at a third NCAA Tournament appearance in the last four seasons.

Picked by head coaches and sports information directors to win the conference's west division, the Roadrunners return 10 letterwinners from their 2009-10 squad that finished the season with a 16-14 overall record, including a 10-6 Southland mark. Experience will not be an issue for UTSA this season, as the team's returners have a collective 18 years of Division I competition under their belts.

"I'm very excited about this team," Rippetoe-Blair said. "I think there is so much depth on this roster, which is something we haven't had in a long time. The fact that we don't have to play people for 40 minutes is exciting."

Blair's returnees include seniors Kelsey Ansley, Alysse Davis, Ashleigh Franklin, Amber Gregg and Kameisha Johnson, junior Whitney York and sophomores Cori Cooper, Corrie Forcier, Judy

Jones, Jermini Malone and Whitney Wright.

Blair will also welcome three newcomers to the Alamo City in juniors Ashley Gardner and Ijeoma Waturuocha and sophomore Lyndi Thorman.

### The Frontcourt

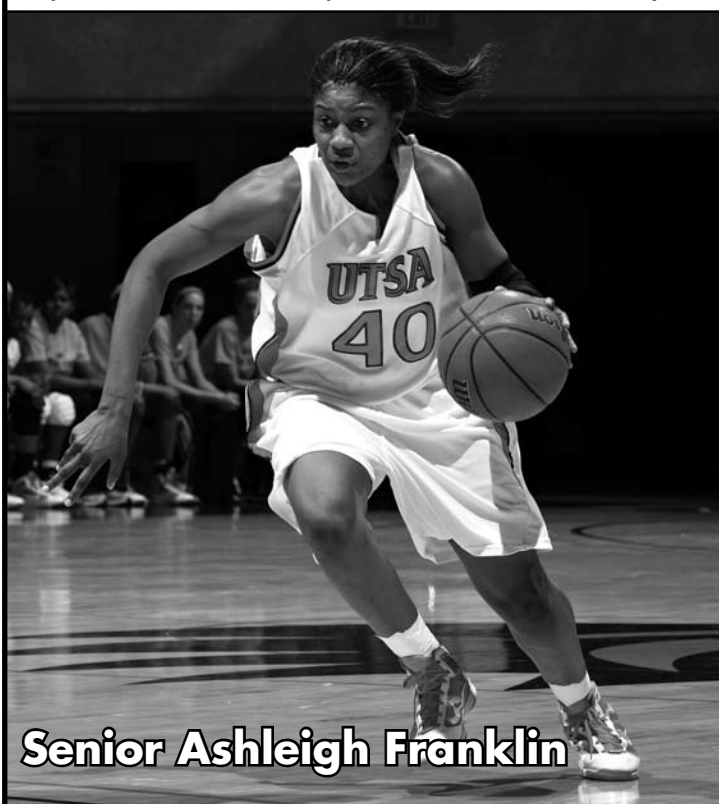
Height and athleticism will not be in short order for UTSA this season, as the team features eight players who stand 6-0 or taller, including Forcier, who towers at 6-5. Despite being the squad's shortest post player at 5-6, Franklin, a preseason All-Southland second teamer, will look to repeat as the team's leading rebounder from a year ago. Last season, the Conners State transfer helped fill the void left by Onika Anderson by nearly averaging a double-double with 11.9 points and 8.9 boards per game.

"Ashleigh Franklin has come back in tremendous shape," Rippetoe-Blair said. "She's got that desire and determination with her rebounding and shooting and she's doing a great job for us."

Jones, the team's second leading rebounder from last season, joins Franklin as a preseason second-team All-Southland member. The Monroe, La., native was the team's third-leading rebounder at 6.8 per contest, while her scoring jumped from 10.6 to 12.8 points per game in conference action.

The second-tallest player on the team, Wright will look to build upon a freshman campaign that saw her appear in 28 games off the bench and contribute defensively with 11 blocks and 17 steals a year ago. The Springer, Okla., native also showed the ability to stretch the defense with her 3-point shooting, hitting eight treys in 2009-10.

Ansley and Forcier will provide depth for UTSA, along with Cooper, who redshirted last season after appearing in 14 games as a freshman. Look for Gardner to add to that depth and help stretch the defense with her 3-point shooting. Last season at Arkansas Baptist, she led the team in 3-point field goal percentage at a 45.1-percent clip.



**Senior Ashleigh Franklin**





**Junior Whitney York**

"I think we will have more of an emphasis on our post game this season," Rippetoe-Blair said. "Cori Cooper is playing really well right now and she can score down low along with Corrie Forcier who is a big body that can go up and score."

After transferring from Western Illinois last winter, Thorman is eligible to step in right away for the Roadrunners and contribute on the frontline.

"All of our posts are going to contribute," Rippetoe-Blair said. "When you have that balance it makes you a very solid team."

### **The Backcourt**

If an experienced backcourt wins championships, then the Roadrunners should be feeling good about the stable of returners at the guard spots in 2010-11.

The group is led by York, a preseason first-team All-Southland pick, and Gregg.

York led the team in scoring a season ago, averaging 15.0 points per game and was named second-team all-conference at season's end after averaging 16.2 points in league play.

A vocal team leader, Gregg has already made her mark in the UTSA history books, entering the season second on the all-time 3-point field goals made list with 110 for her career. The Austin native also is looking to become the first player in school history to play in three NCAA Tournaments during her career.

Davis returns to action this season after sitting out all of 2009-10 with an injury, while Johnson, a fellow senior, was the fifth-leading scorer last season and a constant matchup problem for opponents with her 6-0 frame as a two-guard.

"Alysse and Kameisha are shooting the ball extremely well," Rippetoe-Blair said. "I look for both to take over in a leadership role and a big scoring role for us."

Malone was a solid contributor off the bench and stepped into the starting role twice last season, including a career-best 16-point output that led UTSA to a win over I-35 rival Texas State in her first career start.

The group will be joined by Waturuocha, a newcomer from Westbury Christian High in Houston.

"I think we have a great one-two combo in the backcourt with Amber Gregg and Whitney York," Rippetoe-Blair said. "Our versatility with what we can do in the backcourt really helps as well. We've got some 6-3 girls like Whitney Wright and Lyndi Thorman that can step out and shoot the ball along with scoring on the block."

### **The Schedule**

The road to the Big Dance will not be an easy one for the Roadrunners, who will face a total of 12 teams that participated in postseason play a year ago.

"This is the toughest schedule we've had in my time here," Rippetoe-Blair said. "I believe you have to play a tough regular season schedule to prepare for the conference season and tournament. Our players are excited and focused on working hard to prepare for this schedule, which



is very exciting to see as a coach."

Games at LSU and San Diego State, along with a possible neutral site matchup against Texas A&M, highlight the schedule. The Roadrunners also will face TCU, SMU and Kansas State in the friendly confines of the Convocation Center.

The tough non-conference schedule should help ready the squad for its run through the 16-game Southland ledger and the league tournament, which will be played at the Merrell Center in Katy from March 8-12.

## 2010-11 Southland Conference Women's Basketball Preseason Teams

### First Team

Name	Cl.	Pos.	School	Hometown
Jenna Plumley	Sr.	G	Lamar	Red Rock, Okla.
Jade Davis	Sr.	G	Texas A&M-Corpus Christi	West Columbia, Texas
Ricshanda Bickham	Sr.	G	Nicholls	New Orleans, La.
<b>Whitney York</b>	<b>Jr.</b>	<b>G</b>	<b>UTSA</b>	<b>Bryan, Texas</b>
Megan Herbert	So.	F	Central Arkansas	Rogers, Ark.

### Second Team

Name	Cl.	Pos.	School	Hometown
Tammara Marion	Jr.	G	Stephen F. Austin	Houston, Texas
Kalis Loyd	So.	G	Lamar	Malmo, Sweden
<b>Judy Jones</b>	<b>So.</b>	<b>G/F</b>	<b>UTSA</b>	<b>Monroe, La.</b>
<b>Ashleigh Franklin</b>	<b>Sr.</b>	<b>F</b>	<b>UTSA</b>	<b>Dallas, Texas</b>
Shalyn Martin	Sr.	F	UT Arlington	Arlington, Texas

## 2010-11 Southland Conference Women's Basketball Preseason Polls

### Head Coaches (first-place votes)

#### East Division

Lamar (10)	60
Central Arkansas (2)	52
Northwestern State	35
Southeastern Louisiana	29
McNeese State	26
Nicholls	14

#### West Division

<b>UTSA (4)</b>	<b>53</b>
Texas A&M-Corpus Christi (4)	47
Stephen F. Austin (3)	42
UT Arlington (1)	39
Texas State	19
Sam Houston State	16

### SIDs (first-place votes)

#### East Division

Lamar (8)	58
Central Arkansas (4)	54
Northwestern State	38
Southeastern Louisiana	28
McNeese State	27
Nicholls	11

#### West Division

<b>UTSA (5)</b>	<b>52</b>
Texas A&M-Corpus Christi (5)	46
Stephen F. Austin (2)	43
UT Arlington	39
Sam Houston State	20
Texas State	16





## Numerical Roster

No.	Name	Pos.	Ht.	Yr.-Exp.	Hometown/Last School
1	Judy Jones	G/F	5-9	So.-1L	Monroe, La./Wossman HS
3	Jermine Malone	G	5-2	So.-1L	Saline, La./Saline HS
10	Amber Gregg	G	5-6	Sr.-3L	Austin, Texas/McNeil HS
12	Kameisha Johnson	G	6-0	Sr.-1L	Arlington, Texas/Connors State (Okla.) JC
21	Kelsey Ansley	F	6-1	Jr.-1L	Marble Falls, Texas/New Mexico
22	Ashley Gardner	G/F	6-0	Jr.-TR	North Little Rock, Ark./Arkansas Baptist
23	Whitney York	G	5-5	Jr.-2L	Bryan, Texas/Bryan HS
24	Alysse Davis	G	6-1	Sr.-1L	Corpus Christi, Texas/Memphis
30	Ijeoma Waturuocha	G/F	5-9	Jr.-HS	Houston, Texas/Westbury Christian
32	Whitney Wright	C	6-3	So.-1L	Springer, Okla./Healdton HS
34	Lyndi Thorman	F	6-3	So.-TR	Macomb, Ill./Western Illinois
40	Ashleigh Franklin	F	5-6	Jr.-TR	Dallas, Texas/Connors State (Okla.) JC
42	Corrie Forcier	C	6-5	Fr.-HS	Richardson, Texas/Pearce HS
55	Cori Cooper	F	6-1	So.-1L	Copperas Cove, Texas /Copperas Cove HS

**Head Coach:** Rae Rippetoe-Blair/11th season

**Associate Head Coach:** Lubomyr Lichonczak/ninth season

**Assistant Coach:** Tai Dillard/fourth season

**Assistant Coach:** Koty Cowgill/third season

**Director of Basketball Operations:** KC Cowgill/second season

### Alphabetical Roster

Name	No.
Kelsey Ansley	21
Cori Cooper	55
Alysse Davis	24
Corrie Forcier	42
Ashleigh Franklin	40
Ashely Gardner	22
Amber Gregg	10
Kameisha Johnson	12
Judy Jones	1
Jermine Malone	3
Lyndi Thorman	34
Ijeoma Waturuocha	30
Whitney Wright	32
Whitney York	23

### Pronunciation Guide

Jermine \_\_\_\_\_ Germany  
 Alysse \_\_\_\_\_ uh-LEASE  
 Ijeoma Waturuocha \_\_\_\_\_ EE-ja-ma Water-o-cha  
 Forcier \_\_\_\_\_ For-SEE-a  
 Lubomyr Lichonczak \_\_\_\_\_ LU-ba-meer li-KON-zick

### We are UTSA

When referencing University of Texas at San Antonio athletics, please use the acronym **UTSA** and the nickname **Roadrunners**. Please refrain from using UT-San Antonio, Texas-San Antonio, UT-SA or any other variations.



## Schedule

DAY	DATE	OPPONENT	LOCATION	TIME
Sun.	Oct. 31	Henderson State !	San Antonio, Texas	2 p.m.
Fri.	Nov. 5	Texas Lutheran !	San Antonio, Texas	7 p.m.
Fri.	Nov. 12	Our Lady of the Lake	San Antonio, Texas	6 p.m.
Sun.	Nov. 14	Huston-Tillotson	San Antonio, Texas	2 p.m.
Fri.	Nov. 19	TCU	San Antonio, Texas	7 p.m.^
Sun.	Nov. 21	SMU	San Antonio, Texas	2 p.m.
Fri.	Nov. 26	Davidson vs. North Texas \$	San Antonio, Texas	5 p.m.
Fri.	Nov. 26	Tulsa \$	San Antonio, Texas	7 p.m.^
Sat.	Nov. 27	North Texas vs. Tulsa \$	San Antonio, Texas	3 p.m.
Sat.	Nov. 27	Davidson \$	San Antonio, Texas	5 p.m.^
Wed.	Dec. 1	at Texas Tech	Lubbock, Texas	7 p.m.
Tue.	Dec. 7	at Houston	Houston, Texas	7 p.m.
Thu.	Dec. 16	at LSU	Baton Rouge, La.	12 p.m.
Mon.	Dec. 20	Middle Tennessee vs. St. Bonaventure %	San Antonio, Texas	4 p.m.
Mon.	Dec. 20	Kansas State %	San Antonio, Texas	6 p.m.^
Tue.	Dec. 21	Middle Tennessee vs. Kansas State %	San Antonio, Texas	5 p.m.
Tue.	Dec. 21	St. Bonaventure %	San Antonio, Texas	7 p.m.^
Tue.	Dec. 28	at San Diego State ~	San Diego, Calif.	7 p.m.
Thu.	Dec. 30	vs. Drexel or Texas A&M ~	San Diego, Calif.	TBA
Sat.	Jan. 8	at Sam Houston State *	Huntsville, Texas	2 p.m.
Wed.	Jan. 12	Texas A&M-Corpus Christi *	San Antonio, Texas	7 p.m.
Sat.	Jan. 15	at Stephen F. Austin *	Nacogdoches, Texas	6 p.m.
Wed.	Jan. 19	Northwestern State *	San Antonio, Texas	7 p.m.
Sat.	Jan. 22	at Texas State *	San Marcos, Texas	4 p.m.
Sat.	Jan. 29	Sam Houston State *	San Antonio, Texas	2 p.m.
Wed.	Feb. 2	at UT Arlington *	Arlington, Texas	7 p.m.
Sat.	Feb. 5	at Lamar * (SLC-TV)	Beaumont, Texas	2 p.m.
Wed.	Feb. 9	Southeastern Louisiana *	San Antonio, Texas	7 p.m.
Sat.	Feb. 12	Stephen F. Austin * (TWC)	San Antonio, Texas	2 p.m.
Wed.	Feb. 16	at McNeese State *	Lake Charles, La.	7 p.m.
Sat.	Feb. 19	Nicholls * (TWC)	San Antonio, Texas	2 p.m.
Wed.	Feb. 23	at Texas A&M-Corpus Christi *	Corpus Christi, Texas	7 p.m.
Sat.	Feb. 26	Texas State *	San Antonio, Texas	4 p.m.
Wed.	March 2	at Central Arkansas *	Conway, Ark.	7 p.m.
Sat.	March 5	UT Arlington *	San Antonio, Texas	4 p.m.
Tue.-Sat.	March 8-12	Southland Conference Tournament	Katy, Texas	TBA

All times Central and subject to change • Home games in **bold** played at UTSA Convocation Center

^ Will tip 30 minutes following conclusion of preceding game

! exhibition game • \$ UTSA Thanksgiving Classic • % UTSA Holiday Classic

~ Surf 'N Slam at San Diego State • \* Southland Conference game



## Media Information

### MEDIA COVERAGE

The UTSA Athletics Communications Office assists members of the media with their coverage of all UTSA sports by providing feature ideas, notes, statistics and travel plans. In addition to the 2010-11 UTSA Women's Basketball Almanac, media members may check the athletic department's web site — [goUTSA.com](http://goUTSA.com) — for the latest information pertaining to all 17 sports.

### INTERVIEW POLICY

All interviews with basketball student-athletes and coaches must be arranged at least 24 hours in advance by contacting the UTSA Athletics Communications Office. Telephone interviews are available to the media on a "call-back" basis only and at a time that is convenient for the student-athlete. Postgame interviews with coaches and players will be conducted courtside following a 10-minute "cooling off" period. The UTSA locker room is closed to the media.

### MEDIA SERVICES

Media members are encouraged to contact the UTSA Athletics Communications Office at least 24 hours in advance for credentials. Credentials can be picked up with proper identification at the will call table located in the South Lobby of the Convocation Center. The press row phone is (210) 458-4566. A fax machine (210/458-4569) located in UTSA Athletics Communications Office adjacent to the Convocation Center.

### PRACTICES

UTSA welcomes all media to attend basketball practices during the season with advance notice. The UTSA Athletics Communications Office requests media members to contact the sport's SID for practice times, photo opportunities and interview requests. In most cases, student-athletes and coaches will be made available after practice.

### LIVE STATISTICS

Live statistics for all UTSA home basketball games can be found online at [goUTSA.com](http://goUTSA.com).

## UTSA ATHLETICS COMMUNICATIONS



**Kyle Stephens**  
**Assistant AD**  
 (210) 458-4551  
[kyle.stephens@utsa.edu](mailto:kyle.stephens@utsa.edu)



**Brian Hernandez**  
**Associate Director**  
 (210) 458-4907  
[brian.hernandez1@utsa.edu](mailto:brian.hernandez1@utsa.edu)



**Tony Baldwin**  
**Assistant Director**  
 (210) 458-6460  
[anthony.baldwin@utsa.edu](mailto:anthony.baldwin@utsa.edu)



**Jordan Korphage**  
**Assistant Director (WBB Contact)**  
 (210) 458-4930  
[jordan.korphage@utsa.edu](mailto:jordan.korphage@utsa.edu)

### STUDENT ASSISTANTS



**Arielle Andres**



**Ryan Brown**

**Mailing Address:** One UTSA Circle; San Antonio, TX 78249-0691  
**Office Fax:** (210) 458-4569 • **Press Row:** (210) 458-4566  
**Official Athletics Web Site:** [goUTSA.com](http://goUTSA.com)

## LOCAL MEDIA DIRECTORY

### NEWSPAPERS

**San Antonio Express-News**  
 Box 2171  
 San Antonio, TX 78297  
 p: (210) 250-3373  
 f: (210) 250-3351  
 e: [sports@express-news.net](mailto:sports@express-news.net)  
**beat writer: Dan McCarney**

### The Paisano

14545 Roadrunner Way  
 San Antonio, TX 78249  
 p: (210) 690-9301  
 f: (210) 690-3423  
 e: [sports@paisano-online.com](mailto:sports@paisano-online.com)

### RADIO STATIONS

**KLUP-AM 930**  
 9601 McAllister Freeway, Ste 1200  
 San Antonio, TX 78216  
 p: (210) 344-8481  
 f: (210) 340-1213

### KZDC-AM 1250/KTSA-AM 550

4050 Eisenhower Road  
 San Antonio, TX 78218  
 p: (210) 654-5100  
 f: (210) 885-5054

### WOAI-AM 1200/KTKR-AM 760

6222 NW IH 10  
 San Antonio, TX 78201  
 p: (210) 736-9700  
 f: (210) 735-8811

### TELEVISION STATIONS

**KABB-TV (FOX)**  
 4335 NW Loop 410  
 San Antonio, TX 78229  
 p: (210) 442-6304  
 f: (210) 442-6333  
**sports director: Chuck Miketinac**

### KENS-TV (CBS)

5400 Fredericksburg Road  
 San Antonio, TX 78229  
 p: (210) 366-5001  
 f: (210) 377-8757  
**sports director: Joe Reinagel**

### KSAT-TV (ABC)

1408 N. St. Mary's St.  
 San Antonio, TX 78215  
 p: (210) 351-1270  
 f: (210) 351-1310  
**sports director: Greg Simmons**

### KWEX-TV (Univision)

P.O. Box 9225  
 San Antonio, TX 78204  
 p: (210) 227-4141  
 f: (210) 226-0131  
**sports director: Jaime Becerril**

### WOAI-TV (NBC)

1031 Navarro St.  
 San Antonio, TX 78205-1321  
 p: (210) 223-4742  
 f: (210) 476-1088  
**sports director: Don Harris**



In September 2010, UTSA Athletics launched a new website created through a partnership with NeuLion. The leading technology partner for maximizing the value of content, commerce and services for sports organizations and fans, Jump TV Sports serves more than 400 clients representing more than 750 teams in the NCAA, NFL, AFL, CFL, NBA, WNBA, NHL, MLB, MLS and NAIA.

For the latest information on all of UTSA's 17 sports, log on to *goUTSA.com*. There, you can find game recaps, box scores, updated statistics, weekly notes, player and coach biographies, schedules, rosters, photos and archives. For just \$5.95 a month or \$49.95 a year, Rowdy Zone premium subscribers have access to live audio for selected volleyball,



basketball, baseball and softball games, live video streaming for most home volleyball and basketball games, interviews with coaches and student-athletes, video-highlights and much more.

# ***Meet the Roadrunners***





Amber Gregg | Senior | Guard | 5-6 | Austin, Texas | McNeil HS

### Career-Highs

- Points 32, vs. Jacksonville State (11/28/09)
- Field Goals Made 11, vs. Jacksonville State (11/28/09)
- Field Goals Attempted 19, at College of Charleston (11/21/09)
- 3-point Field Goals Made 7, vs. Jacksonville State (11/28/09)
- 3-point Field Goals Attempted 13, twice (last vs. UT Arlington, 2/14/10)
- Free Throws Made 8, vs. Texas A&M-Corpus Christi (01/24/09)
- Free Throws Attempted 10, at McNeese State (01/10/09)
- Rebounds 7, vs. Texas A&M-Corpus Christi (02/17/10)
- Assists 8, at Sam Houston State (02/20/10)
- Steals 4, four times (last vs. Sam Houston State, 02/03/10)
- Blocks 1, twice (last vs. Central Arkansas, 02/10/10)
- Minutes 50, at Sam Houston State (02/20/10)

### As a Junior (2009-10)

Played in 28 games with 27 starts ... her 152 career 3-pointers rank second on the all-time list ... led the team and ranked eighth among Southland Conference players with 49 3-pointers made ... averaged 36.2 minutes per game and 37.9 minutes per conference game, both good for third in the conference ... set a school record for most 3-pointers in a half with six against Jacksonville State (Nov. 28) ... set career-highs of 32 points, 11 field goals and seven 3-pointers against the Gamecocks.

### As a Sophomore (2008-09)

Played in 29 games, while making 28 starts ... led the Southland Conference with 73 3-pointers, which ranks second on UTSA's single-season chart ... averaged a career-high 11.7 points per game, which stood 12th in the conference ... ranked third in the league in free throw percentage (.835) ... scored double-figures 19 times ... twice matched her career-best with six 3-pointers, most recently against Tulsa on Jan. 5 ... chipped in with nine points off the bench at Kansas State on Nov. 23 ...

scored 15 points against Oakland at the Cozumel Cup on Dec. 19 ... knocked down six three-balls against High Point on Dec. 30 ... led the team with a career-high 25 points on 8-of-15 shooting from the floor against Tulsa on Jan. 5 ... added 17 points on 7-of-10 from the free throw line at McNeese State on Jan. 10 ... went a perfect 8-for-8 from the charity stripe and scored 17 points against Texas A&M-Corpus Christi on Jan. 24 ... chipped in with 14 points at Texas State on Jan. 28 ... posted 15 points on 5-of-9 shooting from the floor at Sam Houston State on Feb. 4 ... connected on five 3-pointers and netted 19 points against Northwestern State on Feb. 25 ... scored 13 points against McNeese State in the first round action of the Southland Tournament on March 11 ... scored 13 points in the conference championship game against UT Arlington on March 14 ... ended the season on a strong note with 23 points on 7-of-14 shooting from the floor against No. 2 seed Baylor in first round action of the NCAA Tournament on March 22.



## As a Freshman (2007-08)

Appeared in 32 games, while making three starts ... opened the season with seven points and two assists against Huston-Tillotson on Nov. 9 ... added eight points in 27 minutes of action versus Belmont on Nov. 11 ... tallied five points and one steal against Wichita State on Nov. 18 ... produced nine points on 3-of-6 shooting in her first career start against New Orleans on Nov. 23 ... scored eight points at Florida International on Dec. 14 ... led the team in scoring with 11 points at Tulane on Dec. 21 ... added eight points against SMU on Jan. 2 ... chipped in with seven points and grabbed five rebounds at Sam Houston State on Feb. 7 ...

netted 12 points on 4-of-7 shooting behind the arc against Stephen F. Austin on Feb. 9 ... scored eight points in 14 minutes of action at Texas A&M-Corpus Christi on March 1 ... collected a career-high four steals against Sam Houston State on March 6 ... went a perfect 4-of-4 from the free throw and scored nine points in the Southland Conference Championship game against Lamar on March 15 ... played 16 minutes versus Texas A&M in first-round action of the NCAA Tournament on March 22.

## Prior to UTSA

Averaged 17 points and 5.4 assists per game during her senior season at McNeil High School ... a three-

time first-team District 15-5A honoree ... was voted as the team MVP the last two seasons ... in 2006, was named to the Texas Basketball Magazine all-state team and the Austin American-Statesman All-CenTex team ... also named Williamson County "Girls Player of the Year" in 2006 ... nominated to the McDonald's All-America team in 2007.

## Personal

Aug. 21, 1989, in Austin, Texas ... is the daughter of Tommy and Janice Gregg ... has three brothers, Aaron, Spencer and Tommy ... majoring in finance with an emphasis on real estate.

## Gregg's 2009-10 Game-by-Game Statistics

Opponent	Date	gs	min	Total		3-Pointers		Free throws		Rebounds				pf	a	t/o	blk	stl	pts	avg	
				fg-fga	pct	3fg-fga	pct	ft-fa	pct	off	def	tot	avg								
at Texas	11/13/09	*	38	3-10	.300	1-3	.333	5-6	.833	0	4	4	4.0	2	1	2	0	4	12	12.0	
SCHREINER	11/15/09	*	16	1-5	.200	0-3	.000	1-1	1.000	0	0	0	2.0	1	1	0	0	2	3	7.5	
at Charleston Southern	11/20/09	*	36	5-16	.313	4-12	.333	0-0	.000	2	3	5	3.0	0	1	2	0	1	14	9.7	
at College of Charleston	11/21/09	*	38	7-14	.500	6-11	.545	0-1	.000	2	3	5	3.5	3	0	0	0	0	20	12.3	
NAVY	11/27/09	*	39	3-9	.333	1-5	.200	0-0	.000	0	3	3	3.4	1	2	1	0	0	7	11.2	
JACKSONVILLE STATE	11/28/09	*	37	11-17	.647	7-10	.700	3-4	.750	0	3	3	3.3	1	3	2	0	1	32	14.7	
HOUSTON	12/07/09	*	27	0-8	.000	0-7	.000	0-0	.000	0	1	1	3.0	2	0	4	0	1	0	12.6	
vs Florida State	12/19/09	*	26	1-10	.100	1-8	.125	0-0	.000	0	0	0	2.6	0	0	1	0	0	3	11.4	
vs Arkansas	12/20/09	*	36	3-15	.200	3-10	.300	4-4	1.000	0	1	1	2.4	1	1	3	0	2	13	11.6	
vs Kansas State	12/21/09	*	40	2-10	.200	2-6	.333	0-0	.000	2	0	2	2.4	1	0	0	0	0	6	11.0	
MAINE	12/29/09	*	38	4-11	.364	2-8	.250	4-5	.800	0	4	4	2.5	2	2	0	0	0	14	11.3	
LOUISIANA TECH	12/30/09	*	36	2-12	.167	0-5	.000	1-2	.500	0	2	2	2.5	1	1	2	0	1	5	10.8	
at Rice	01/04/10	*	36	1-11	.091	1-6	.167	2-2	1.000	1	3	4	2.6	0	2	2	0	2	5	10.3	
MCNEESE STATE	01/09/10	*	36	2-11	.182	1-5	.200	0-0	.000	1	1	2	2.6	0	2	2	0	1	5	9.9	
at Nicholls	01/13/10	*	37	3-11	.273	1-5	.200	4-5	.800	0	3	3	2.6	3	0	0	0	2	11	10.0	
UT ARLINGTON	01/16/10	*	35	2-9	.222	2-8	.250	2-3	.667	0	3	3	2.6	3	1	2	0	0	8	9.9	
at Lamar	01/30/10		29	2-15	.133	2-12	.167	0-0	.000	1	2	3	2.6	3	1	2	0	0	6	9.6	
SAM HOUSTON STATE	02/03/10	*	33	2-7	.286	0-3	.000	0-0	.000	0	5	5	2.8	0	0	0	0	4	4	9.3	
at Southeastern La.	02/06/10	*	36	1-7	.143	0-2	.000	4-4	1.000	1	1	2	2.7	2	1	1	0	2	6	9.2	
CENTRAL ARKANSAS	02/10/10	*	35	3-10	.300	1-6	.167	1-1	1.000	1	3	4	2.8	3	0	2	1	1	8	9.1	
at UT Arlington	02/13/10	*	39	5-10	.500	2-7	.286	0-0	.000	1	2	3	2.8	3	3	3	0	2	12	9.2	
A&M-CORPUS CHRISTI	02/17/10	*	40	1-5	.200	0-2	.000	3-4	.750	0	7	7	3.0	1	1	1	0	2	5	9.0	
at Sam Houston State	02/20/10	*	50	0-9	.000	0-6	.000	0-0	.000	0	4	4	3.0	4	8	4	0	3	0	8.7	
at Northwestern State	02/24/10	*	40	4-10	.400	2-5	.400	1-2	.500	0	2	2	3.0	1	0	0	0	0	11	8.8	
LAMAR	02/27/10	*	40	4-14	.286	3-12	.250	2-4	.500	0	2	2	3.0	3	1	2	0	1	13	8.9	
at Texas State	03/03/10	*	40	4-8	.500	3-4	.750	2-2	1.000	0	1	1	2.9	0	0	0	0	1	13	9.1	
STEPHEN F. AUSTIN	03/06/10	*	40	2-8	.250	1-3	.333	0-0	.000	0	2	2	2.9	1	0	3	0	1	5	8.9	
vs UT Arlington	03/09/10	*	40	5-16	.313	3-9	.333	7-7	1.000	1	3	4	2.9	4	1	2	0	0	20	9.3	
Totals			27	1013	83-298	.279	49-183	.268	46-57	.807	13	68	81	2.9	46	33	43	1	34	261	9.3

## Career Statistics

Season	gp-gs	min/avg	Total		3-Point		F-Throws		Rebounds				Scoring							
			fg-fga	pct	fg-fga	pct	ft-fa	pct	off	def	tot	avg	pf	fo	ast	to	blk	stl	pts	avg
2007-08	32-3	584/18.3	47-143	.329	30-92	.326	22-30	.733	8	42	50	1.6	31	0	30	30	1	20	146	4.6
2008-09	29-28	1012/34.9	100-315	.317	73-211	.346	66-79	.835	7	42	49	1.7	66	0	47	41	0	25	339	11.7
2009-10	28-27	1013/36.2	83-298	.279	49-183	.268	46-57	.807	13	68	81	2.9	46	0	33	43	1	34	261	9.3
TOTAL	89-58	2609/29.3	230-756	.304	152-486	.313	134-166	.807	28	152	180	2.0	143	0	110	114	2	79	746	8.4





Kameisha Johnson | Senior | Guard | 6-0 | Arlington, Texas | Connors State (Okla.) JC

### Career Highs

- Points 16, vs. Maine (12/29/09)
- Field Goals Made 5, twice (last vs. UT-Arlington, 01/16/10)
- Field Goals Attempted 9, vs. Houston (12/07/09)
- 3-point Field Goals Made 4, vs. Maine (12/29/09)
- 3-point Field Goals Attempted 6, vs. Florida State (12/19/09)
- Free Throws Made 4, vs. Schreiner (11/15/09)
- Free Throws Attempted 4, vs. Schreiner (11/15/09)
- Rebounds 8, vs. Texas State (01/27/10)
- Assists 6, vs. Schreiner (11/15/09)
- Steals 3, vs. Schreiner (11/15/09)
- Blocks 3, vs. Texas State (01/27/10)
- Minutes 39, vs. Texas State (01/27/10)

### As a Junior (2009-10)

Played in 26 games with 17 starts ... averaged 5.5 points and 2.8 rebounds per game ... led the team in 3-point field goal percentage, with a minimum of five attempts, connecting at a .338 clip ... nearly half of her field goals came from behind the 3-point arc (25 3-pointers, 53 field goals) ... set a career-high with 16 points, including a career high four 3-pointers made, against Maine (Dec. 29) ... set career highs for free throws made (4), free throw attempts (4), assists (6) and steals (6) against Schreiner (Nov. 15) ... had career highs in minutes played (39), rebounds (8) and blocks (3) against Texas State (Jan. 27) ... made first career start against No. 6 Florida State and scored nine points.

### Connors State (Okla.) JC

Appeared in 28 games, while averaging 13.0 points and 5.5

rebounds per game in 2008-09... shot 48.8 percent from the floor, including 40 percent from downtown ... played a vital role in helping Connors State achieve a 30-4 overall mark and trip to the 2009 NJCAA Tournament ... named first-team All-Region II ... was a second-team all-conference honoree during the 2008-09 season ... was a teammate of current Roadrunner Ashleigh Franklin.

### Personal

Born on May 10, 1989 ... is the daughter of Ronald and Carolyn Johnson ... has a twin sister, Taneisha ... majoring in community health.







## Johnson's 2009-10 Game-by-Game Statistics

Opponent	Date	gs	min	Total		3-Pointers		Free throws		Rebounds				pf	a	t/o	blk	stl	pts	avg	
				fg-fga	pct	3fg-fga	pct	ft-fa	pct	off	def	tot	avg								
at Texas	11/13/09		14	4-6	.667	0-2	.000	0-0	.000	1	1	2	2.0	3	0	0	0	0	8	8.0	
SCHREINER	11/15/09		31	2-6	.333	0-3	.000	4-4	1.000	1	0	1	1.5	3	6	3	1	3	8	8.0	
at Charleston Southern	11/20/09		20	1-6	.167	1-4	.250	0-0	.000	1	4	5	2.7	1	3	2	0	0	3	6.3	
at College of Charleston	11/21/09		12	0-2	.000	0-1	.000	2-2	1.000	0	2	2	2.5	0	0	0	0	0	2	5.3	
NAVY	11/27/09		17	2-5	.400	2-3	.667	0-0	.000	1	1	2	2.4	0	0	0	1	1	6	5.4	
JACKSONVILLE STATE	11/28/09		17	0-2	.000	0-2	.000	0-0	.000	0	1	1	2.2	2	0	2	0	0	0	4.5	
HOUSTON	12/07/09		15	2-9	.222	1-5	.200	2-2	1.000	2	0	2	2.1	0	2	2	0	1	7	4.9	
vs Florida State	12/19/09	*	36	3-8	.375	3-6	.500	0-2	.000	2	2	4	2.4	2	4	1	0	0	9	5.4	
vs Arkansas	12/20/09	*	15	2-3	.667	0-0	.000	0-2	.000	1	2	3	2.4	2	1	1	0	0	4	5.2	
vs Kansas State	12/21/09	*	35	3-6	.500	1-3	.333	0-0	.000	1	2	3	2.5	1	1	3	0	0	7	5.4	
MAINE	12/29/09	*	23	5-6	.833	4-5	.800	2-2	1.000	0	3	3	2.5	2	1	3	1	0	16	6.4	
LOUISIANA TECH	12/30/09	*	17	0-2	.000	0-1	.000	0-0	.000	0	3	3	2.6	4	0	0	1	3	0	5.8	
at Rice	01/04/10	*	28	2-6	.333	1-3	.333	0-0	.000	0	1	1	2.5	2	1	0	0	1	5	5.8	
MCNEESE STATE	01/09/10	*	19	3-5	.600	2-2	1.000	0-0	.000	1	1	2	2.4	1	0	3	0	2	8	5.9	
at Nicholls	01/13/10	*	28	0-5	.000	0-3	.000	0-0	.000	2	3	5	2.6	1	1	2	0	1	0	5.5	
UT ARLINGTON	01/16/10	*	22	5-7	.714	3-4	.750	0-0	.000	0	1	1	2.5	0	0	1	0	0	13	6.0	
at A&M-Corpus Christi	01/23/10	*	37	4-8	.500	3-6	.500	0-0	.000	1	2	3	2.5	1	0	5	2	0	11	6.3	
TEXAS STATE	01/27/10	*	39	2-6	.333	1-3	.333	0-0	.000	0	8	8	2.8	2	4	2	3	0	5	6.2	
at Lamar	01/30/10	*	14	0-5	.000	0-4	.000	0-0	.000	0	0	0	2.7	1	1	2	0	0	0	5.9	
SAM HOUSTON STATE	02/03/10	*	27	3-9	.333	2-4	.500	0-0	.000	2	4	6	2.9	3	0	2	0	0	8	6.0	
at Southeastern La.	02/06/10	*	32	2-8	.250	0-3	.000	0-0	.000	1	5	6	3.0	2	1	1	0	0	4	5.9	
CENTRAL ARKANSAS	02/10/10	*	26	3-6	.500	0-2	.000	0-0	.000	0	0	0	2.9	1	1	4	2	0	6	5.9	
at UT Arlington	02/13/10	*	29	3-8	.375	0-1	.000	1-2	.500	2	1	3	2.9	3	3	1	1	0	7	6.0	
at Texas State	03/03/10		12	0-1	.000	0-0	.000	0-0	.000	0	3	3	2.9	1	0	1	1	0	0	5.7	
STEPHEN F. AUSTIN	03/06/10		24	1-2	.500	1-2	.500	1-2	.500	0	1	1	2.8	3	0	2	0	0	4	5.6	
vs UT Arlington	03/09/10	*	24	1-5	.200	0-2	.000	0-0	.000	0	3	3	2.8	4	0	1	0	2	2	5.5	
Totals			17	613	53-142	.373	25-74	.338	12-18	.667	19	54	73	2.8	45	30	44	13	14	143	5.5

## Career Statistics

Season	gp-gs	min/avg	Total		3-Point		F-Throws		Rebounds				Scoring							
			fg-fga	pct	fg-fga	pct	ft-fa	pct	off	def	tot	avg	pf	fo	ast	to	blk	stl	pts	avg
2009-10	26-17	613/23.6	53-142	.373	25-74	.338	12-18	.667	19	54	73	2.8	45	0	30	44	13	14	143	5.5
TOTAL	26-17	613/23.6	53-142	.373	25-74	.338	12-18	.667	19	54	73	2.8	45	0	30	44	13	14	143	5.5





Kelsey Ansley | Senior | Forward | 6-1 | Marble Falls, Texas | New Mexico

### Career Highs

- Points 11, vs. Florida State (12/19/09)
- Field Goals Made 4, vs. Florida State (12/19/09)
- Field Goals Attempted 8, vs. Florida State (12/19/09)
- 3-point Field Goals Made 1, vs. Texas A&M-Corpus Christi (02/17/10)
- 3-point Field Goals Attempted 1, vs. Texas A&M-Corpus Christi (02/17/10)
- Free Throws Made 3, three times (last vs. Louisiana Tech, 12/30/09)
- Free Throws Attempted 8, vs. Florida State (12/19/09)
- Rebounds 7, at Nicholls (01/13/09)
- Assists 2, vs. UT-Arlington (01/16/10)
- Steals 2, vs. Kansas State (12/21/09)
- Blocks 2, twice (last vs. Lamar, 02/27/10)
- Minutes 26, at Texas A&M-Corpus Christi (01/23/10)

### As a Junior (2009-10)

Played in 23 games with 10 starts ... averaged 3.9 points and 3.0 rebounds per game ... made her UTSA debut against No. 6 Florida State (Dec. 19) and led the team with a career-high 11 points ... made her first start at Rice (Jan. 4) ... set a career-high with seven rebounds at Nicholls State (Jan. 13) ... shot 45-percent from the floor and made the only 3-pointer she took.

### At New Mexico (2007-08)

Appeared in 24 games, while averaging 1.5 points and 1.1 rebounds per game ... made her collegiate debut against Western Michigan on Nov. 9 and netted her first points ... set a career high with eight points at San Diego State ...

also pulled down a career-best five rebounds and tallied three steals against the Aztecs.

### High School

Post player who averaged 14 points, 10 boards and 5 assists as a senior...all-state performer and a McDonald's All-America nominee...Marble Falls finished 32-7 and made an appearance in the Texas 4A state semifinals for the first time in school history...member of the National Honor Society.

### Personal

Born Dec. 16, 1988, in Liberal, Kan. ... is the daughter of Verie and Kathy Ansley ... has two sisters, Jamie and Lindsay ... majoring in biology and plans on working in the pharmaceutical field.





## Ansley's 2009-10 Game-by-Game Statistics

Opponent	Date	gs	min	Total		3-Pointers		Free throws		Rebounds				pf	a	t/o	blk	stl	pts	avg	
				fg-fga	pct	3fg-fga	pct	ft-fa	pct	off	def	tot	avg								
vs Florida State	12/19/09		18	4-8	.500	0-0	.000	3-8	.375	1	3	4	4.0	4	0	4	0	0	11	11.0	
vs Arkansas	12/20/09		19	2-2	1.000	0-0	.000	0-0	.000	0	1	1	2.5	4	1	2	2	1	4	7.5	
vs Kansas State	12/21/09		22	3-5	.600	0-0	.000	3-4	.750	3	2	5	3.3	4	0	0	1	2	9	8.0	
MAINE	12/29/09		5	2-2	1.000	0-0	.000	0-1	.000	1	1	2	3.0	5	0	1	0	0	4	7.0	
LOUISIANA TECH	12/30/09		13	0-4	.000	0-0	.000	3-4	.750	2	1	3	3.0	0	1	1	0	1	3	6.2	
at Rice	01/04/10	*	13	0-4	.000	0-0	.000	0-0	.000	3	0	3	3.0	2	0	0	0	0	0	5.2	
MCNEESE STATE	01/09/10	*	16	3-5	.600	0-0	.000	0-2	.000	0	1	1	2.7	5	0	1	1	0	6	5.3	
at Nicholls	01/13/10	*	20	3-6	.500	0-0	.000	0-1	.000	3	4	7	3.3	0	0	0	1	0	6	5.4	
UT ARLINGTON	01/16/10	*	19	2-5	.400	0-0	.000	2-2	1.000	3	0	3	3.2	3	2	0	1	0	6	5.4	
at A&M-Corpus Christi	01/23/10	*	26	1-3	.333	0-0	.000	0-1	.000	2	4	6	3.5	1	1	0	0	0	2	5.1	
TEXAS STATE	01/27/10		12	2-6	.333	0-0	.000	0-0	.000	3	2	5	3.6	0	0	0	0	1	4	5.0	
at Lamar	01/30/10	*	11	1-1	1.000	0-0	.000	0-0	.000	2	0	2	3.5	3	0	0	0	0	2	4.8	
SAM HOUSTON STATE	02/03/10	*	7	0-0	.000	0-0	.000	0-0	.000	0	0	0	3.2	0	0	1	0	0	0	4.4	
at Southeastern La.	02/06/10	*	9	1-4	.250	0-0	.000	0-0	.000	1	1	2	3.1	1	0	0	0	0	2	4.2	
CENTRAL ARKANSAS	02/10/10	*	13	3-5	.600	0-0	.000	1-1	1.000	2	1	3	3.1	1	0	3	0	0	7	4.4	
at UT Arlington	02/13/10	*	14	0-1	.000	0-0	.000	2-2	1.000	2	2	4	3.2	2	0	2	1	1	2	4.3	
A&M-CORPUS CHRISTI	02/17/10		12	1-2	.500	1-1	1.000	0-2	.000	1	0	1	3.1	2	1	1	0	1	3	4.2	
at Sam Houston State	02/20/10		4	0-0	.000	0-0	.000	0-0	.000	0	0	0	2.9	2	0	0	0	0	0	3.9	
at Northwestern State	02/24/10		13	1-2	.500	0-0	.000	0-2	.000	3	2	5	3.0	1	0	2	1	1	2	3.8	
LAMAR	02/27/10		19	3-4	.750	0-0	.000	1-6	.167	3	3	6	3.2	5	1	1	2	0	7	4.0	
at Texas State	03/03/10		8	3-5	.600	0-0	.000	1-2	.500	0	0	0	3.0	3	0	0	0	0	7	4.1	
STEPHEN F. AUSTIN	03/06/10		14	1-6	.167	0-0	.000	0-2	.000	4	0	4	3.0	2	0	3	0	1	2	4.0	
vs UT Arlington	03/09/10		7	0-0	.000	0-0	.000	0-0	.000	1	1	2	3.0	1	0	0	0	1	0	3.9	
Totals			10	314	36-80	.450	1-1	1.000	16-40	.400	40	29	69	3.0	51	7	22	10	10	89	3.9

## Career Statistics

Season	gp-gs	min/avg	Total		3-Point		F-Throws		Rebounds				Scoring							
			fg-fga	pct	fg-fga	pct	ft-fa	pct	off	def	tot	avg	pf	fo	ast	to	blk	stl	pts	avg
2009-10	23-10	314/13.7	36-80	.450	1-1	1.000	16-40	.400	40	29	69	3.0	51	3	7	22	10	10	89	3.9
TOTAL	23-10	314/13.7	36-80	.450	1-1	1.000	16-40	.400	40	29	69	3.0	51	3	7	22	10	10	89	3.9





Alysse Davis | Senior | Guard | 6-2 | Corpus Christi, Texas | Memphis

### Career Highs

- Points 22, at Central Arkansas (02/11/09)
- Field Goals Made 8, at Central Arkansas (02/11/09)
- Field Goals Attempted 12, three times (last vs. Texas A&M-CC, 2/18/09)
- 3-point Field Goals Made 6, at Central Arkansas (02/11/09)
- 3-point Field Goals Attempted 11, twice (last at UT-Arlington, 01/17/09)
- Free Throws Made 3, vs. Northwestern State (02/25/09)
- Free Throws Attempted 4, twice (last vs. Texas State, 03/04/09)
- Rebounds 7, four times (last at Texas A&M-Corpus Christi, 02/18/09)
- Assists 3, twice (last at Sam Houston State, 02/04/09)
- Steals 2, vs. Colorado State (12/29/08)
- Blocks 5, at Texas A&M-Corpus Christi (02/18/09)
- Minutes 35, twice (last at Texas A&M-Corpus Christi, 02/18/09)

### In 2009-10

Was a redshirt for the 2009-10 season.

### As a Junior (2008-09)

Appeared in 26 games, while making one start ... averaged 6.0 points per game and bettered that during Southland Conference play averaging 6.9 points per contest ... made 41 3-pointers, which ranked third on the team ... had the second-best shooting percentage from downtown at 36.6 percent ... collected 20 blocked shots ... played 14 minutes in her Roadrunners debut against Oakland on Dec. 19 ... drained four 3-pointers to go along with 14 points against Colorado State on Dec. 29 ... added 10 points in 21 minutes of action against Rice on Jan. 3 ... went 6-of-11 from the floor with 15 points against Nicholls on Jan. 14 ... netted a career-high 22 points on 6-of-8 shooting beyond the arc at Central Arkansas on Feb. 11 ... made her first career start and responded with 11 points, while collecting a career-best five blocks at Texas A&M-Corpus Christi on Feb. 18 ... scored six points against McNeese State in first-round action of the Southland Conference Tournament on March 11 ... played 11 minutes against Baylor in the NCAA Tournament at

Lubbock.

### At Memphis (2006-08)

Appeared in 14 games and made one start in 2007-08, averaging 3.1 points and 2.6 rebounds ... played one full season with the Memphis in 2006-07 ... played in 31 games and averaged 5.4 points and 2.4 rebounds ... made 29 3-pointers during her rookie campaign, which ranks sixth on the single-season list among freshmen.

### High School

Named Texas Association of Basketball Coaches All-Region IV-4A and also collected 2006 District 31-4A Defensive Player of the Year honors from the Corpus Christi Caller-Times ... averaged 13.6 points per contest, while tallying five games with 20 or more points as a senior ... also was a Caller-Times first-team all-metro selection and 2005 second-team All-South Texas honoree.

### Personal

Born on April 22, 1988, in Whittier, Calif. ... daughter of Jeff and Laura Davis ... has a brother, Nathan ... majoring in marketing.



## Davis' 2008-09 Game-by-Game Statistics

Opponent	Date	gs	min	Total		3-Pointers		Free throws		Rebounds				pf	a	t/o	blk	stl	pts	avg
				fg-fga	pct	3fg-fga	pct	ft-fa	pct	off	def	tot	avg							
vs Oakland	12/19/08		14	0-5	.000	0-4	.000	0-0	.000	0	2	2	2.0	1	0	1	0	0	0	0.0
vs Oral Roberts	12/20/08		11	1-2	.500	1-2	.500	0-0	.000	0	1	1	1.5	1	1	2	0	0	3	1.5
COLORADO STATE	12/29/08		21	4-8	.500	4-5	.800	2-2	1.000	2	4	6	3.0	1	0	1	3	2	14	5.7
HIGH POINT	12/30/08		21	1-4	.250	1-3	.333	0-0	.000	1	4	5	3.5	0	0	2	1	0	3	5.0
RICE	01/03/09		21	4-8	.500	2-5	.400	0-0	.000	0	7	7	4.2	0	1	1	0	1	10	6.0
TULSA	01/05/09		24	3-12	.250	3-11	.273	0-0	.000	0	1	1	3.7	3	3	0	0	1	9	6.5
at McNeese State	01/10/09		18	2-3	.667	2-3	.667	0-0	.000	0	2	2	3.4	1	1	1	1	0	6	6.4
NICHOLLS	01/14/09		32	6-11	.545	3-8	.375	0-0	.000	1	6	7	3.9	1	1	3	2	0	15	7.5
at UT Arlington	01/17/09		26	2-13	.154	2-11	.182	0-0	.000	0	2	2	3.7	2	0	1	0	0	6	7.3
A&M-CORPUS CHRISTI	01/24/09		24	1-5	.200	0-1	.000	0-0	.000	1	4	5	3.8	1	1	2	1	0	2	6.8
at Texas State	01/28/09		16	0-5	.000	0-3	.000	0-0	.000	1	2	3	3.7	0	0	0	1	0	0	6.2
LAMAR	01/31/09		20	2-6	.333	2-6	.333	0-0	.000	1	4	5	3.8	0	2	0	1	0	6	6.2
at Sam Houston State	02/04/09		28	4-9	.444	2-6	.333	0-0	.000	2	5	7	4.1	1	3	1	0	1	10	6.5
SOUTHEASTERN LA.	02/07/09		10	0-1	.000	0-1	.000	0-0	.000	0	4	4	4.1	0	1	1	0	0	0	6.0
at Central Arkansas	02/11/09		35	8-12	.667	6-8	.750	0-0	.000	0	4	4	4.1	4	2	0	2	1	22	7.1
UT ARLINGTON	02/14/09		20	1-5	.200	1-4	.250	0-0	.000	0	1	1	3.9	1	1	1	0	1	3	6.8
at A&M-Corpus Christi	02/18/09	*	35	4-12	.333	3-5	.600	0-0	.000	1	6	7	4.1	0	2	1	5	1	11	7.1
SAM HOUSTON STATE	02/21/09		17	2-6	.333	2-6	.333	0-0	.000	0	1	1	3.9	1	1	1	0	0	6	7.0
NORTHWESTERN STATE	02/25/09		16	0-4	.000	0-2	.000	3-4	.750	0	1	1	3.7	0	1	0	0	0	3	6.8
at Lamar	02/28/09		19	3-5	.600	2-4	.500	0-0	.000	0	4	4	3.8	0	1	0	0	0	8	6.9
TEXAS STATE	03/04/09		23	2-5	.400	2-5	.400	2-4	.500	0	2	2	3.7	2	1	0	1	1	8	6.9
at Stephen F. Austin	03/07/09		26	2-6	.333	1-3	.333	0-0	.000	1	5	6	3.8	0	1	0	0	1	5	6.8
vs McNeese State	03/11/09		29	2-7	.286	2-4	.500	0-0	.000	0	2	2	3.7	1	0	1	1	1	6	6.8
vs Northwestern State	03/13/09		19	0-1	.000	0-1	.000	0-0	.000	0	2	2	3.6	1	0	1	0	0	0	6.5
vs UT Arlington	03/14/09		7	0-1	.000	0-1	.000	0-0	.000	0	2	2	3.6	2	0	1	1	0	0	6.2
vs Baylor	03/22/09		11	0-1	.000	0-0	.000	0-0	.000	0	0	0	3.4	1	0	1	0	0	0	6.0
Totals		1	543	54-157	.344	41-112	.366	7-10	.700	11	78	89	3.4	25	24	23	20	11	156	6.0

## Career Statistics

Season	gp-gs	min/avg	Total		3-Point		F-Throws		Rebounds				Scoring							
			fg-fga	pct	fg-fga	pct	ft-fa	pct	off	def	tot	avg	pf	fo	ast	to	blk	stl	pts	avg
2008-09	26-1	543/20.9	54-157	.344	41-112	.366	7-10	.700	11	78	89	3.4	25	0	24	23	20	11	156	6.0
TOTAL	26-1	543/20.9	54-157	.344	41-112	.366	7-10	.700	11	78	89	3.4	25	0	24	23	20	11	156	6.0





40



Ashleigh Franklin | Senior | Forward | 5-6 | Dallas, Texas | Connors State (Okla.) JC

### Career Highs

- Points 29, vs. Louisiana Tech (12/30/09)
- Field Goals Made 12, vs. Louisiana Tech (12/30/09)
- Field Goals Attempted 22, vs. Louisiana Tech (12/30/09)
- 3-point Field Goals Made 3, four times (last vs. Texas A&M-CC, 2/17/10)
- 3-point Field Goals Attempted 6, at Lamar (01/30/10)
- Free Throws Made 6, vs. Arkansas (12/20/09)
- Free Throws Attempted 8, at Rice (01/04/10)
- Rebounds 22, at Sam Houston State (02/20/10)
- Assists 6, twice (last vs. UT-Arlington, 01/16/10)
- Steals 4, at Northwestern State (02/24/10)
- Blocks 2, vs. Maine (12/29/09)
- Minutes 50, at Sam Houston State (02/20/10)

### As a Junior (2009-10)

Named third-team All-Southland Conference after averaging 11.9 points and a team-leading 8.9 rebounds per game ... led the team with 106 offensive rebounds and 162 defensive boards ... earned Southland Player of the Week honors on Jan. 4 ... named to the UTSA New Year's Classic all-tournament team ... led the team with 10 double-doubles, including a 22-point, 22-rebound performance at Sam Houston State (Feb. 20) ... her 8.9 rebounds per game ranked second in the conference ... reached double-figure rebound totals 13 times, including two stretches of three consecutive games ... logged a career high 29 points, with 26 coming in the second half, versus Louisiana Tech (Dec. 30) ... also set career bests with 12 field goals made and 22 field goal attempts against the Lady Techsters

... ranked fourth among conference players with 2.9 offensive rebounds per game.

### Connors State (Okla.) JC

Averaged 13.6 points and 8.7 rebounds per game, which ranked second and third, respectively, on the team in 2008-09 ... helped Connors State to a 30-4 overall record ... guided the team to a 2009 NJCAA Tournament appearance ... was a two-time first-team NJCAA All-Region II honoree ... collected first-team all-conference accolades ... was a teammate of current Roadrunner Kameisha Johnson.

### Personal

Born on Dec. 10, 1988 ... is the daughter of Ken and Natalie Franklin ... has two brothers, Addison and Austin ... majoring in American studies.



## Franklin's 2009-10 Game-by-Game Statistics

Opponent	Date	gs	min	Total		3-Pointers		Free throws		Rebounds				pf	a	t/o	blk	stl	pts	avg	
				fg-fga	pct	3fg-fga	pct	ft-fa	pct	off	def	tot	avg								
at Texas	11/13/09	*	37	3-18	.167	0-5	.000	4-4	1.000	7	5	12	12.0	3	1	3	1	2	10	10.0	
SCHREINER	11/15/09	*	21	4-6	.667	3-3	1.000	2-3	.667	6	5	11	11.5	4	0	4	0	0	13	11.5	
at Charleston Southern	11/20/09	*	31	6-16	.375	0-4	.000	0-0	1.000	5	5	10	11.0	3	0	3	1	0	12	11.7	
at College of Charleston	11/21/09	*	30	1-11	.091	0-3	.000	0-2	.000	4	5	9	10.5	4	0	3	0	0	2	9.3	
NAVY	11/27/09	*	33	5-9	.556	3-4	.750	0-0	.000	0	3	3	9.0	3	0	1	1	0	13	10.0	
JACKSONVILLE STATE	11/28/09	*	25	4-9	.444	1-2	.500	3-6	.500	2	4	6	8.5	4	0	3	0	0	12	10.3	
HOUSTON	12/07/09	*	40	7-14	.500	0-3	.000	1-5	.200	6	12	18	9.9	3	1	2	1	2	15	11.0	
vs Florida State	12/19/09	*	30	1-5	.200	0-1	.000	0-0	.000	6	1	7	9.5	5	2	3	0	1	2	9.9	
vs Arkansas	12/20/09	*	29	4-8	.500	0-1	.000	6-6	1.000	2	3	5	9.0	4	0	0	0	3	14	10.3	
vs Kansas State	12/21/09	*	36	5-15	.333	1-3	.333	0-0	.000	4	6	10	9.1	2	0	6	0	0	11	10.4	
MAINE	12/29/09	*	40	6-10	.600	3-4	.750	3-5	.600	5	6	11	9.3	2	6	2	2	2	18	11.1	
LOUISIANA TECH	12/30/09	*	33	12-22	.545	1-5	.200	4-5	.800	4	3	7	9.1	3	0	6	0	0	29	12.6	
at Rice	01/04/10	*	28	4-12	.333	0-3	.000	5-8	.625	6	3	9	9.1	4	0	1	0	3	13	12.6	
MCNEESE STATE	01/09/10	*	40	3-12	.250	2-6	.333	1-2	.500	3	10	13	9.4	3	1	2	0	1	9	12.4	
at Nicholls	01/13/10	*	30	3-9	.333	1-2	.500	3-4	.750	4	4	8	9.3	3	0	5	0	0	10	12.2	
UT ARLINGTON	01/16/10	*	37	3-10	.300	0-3	.000	3-5	.600	0	3	3	8.9	2	6	3	1	2	9	12.0	
at A&M-Corpus Christi	01/23/10	*	29	1-8	.125	0-3	.000	0-0	.000	1	4	5	8.6	4	0	2	1	1	2	11.4	
TEXAS STATE	01/27/10	*	37	2-13	.154	0-1	.000	7-11	.636	2	4	6	8.5	4	3	3	0	0	11	11.4	
at Lamar	01/30/10	*	40	6-12	.500	2-6	.333	4-6	.667	6	2	8	8.5	3	0	3	0	1	18	11.7	
SAM HOUSTON STATE	02/03/10	*	27	2-8	.250	1-2	.500	0-0	.000	3	7	10	8.6	4	2	2	0	2	5	11.4	
at Southeastern La.	02/06/10	*	32	2-7	.286	0-1	.000	0-0	.000	2	8	10	8.6	4	4	2	0	0	4	11.0	
CENTRAL ARKANSAS	02/10/10	*	40	4-11	.364	0-3	.000	7-10	.700	3	8	11	8.7	3	1	3	1	1	15	11.2	
at UT Arlington	02/13/10	*	23	4-6	.667	1-1	1.000	5-6	.833	2	3	5	8.6	2	2	5	0	0	14	11.3	
A&M-CORPUS CHRISTI	02/17/10	*	37	5-10	.500	3-4	.750	3-5	.600	2	7	9	8.6	2	0	4	1	1	16	11.5	
at Sam Houston State	02/20/10	*	50	8-17	.471	2-4	.500	4-6	.667	5	17	22	9.1	2	5	2	1	3	22	12.0	
at Northwestern State	02/24/10	*	40	3-14	.214	0-3	.000	4-5	.800	4	6	10	9.2	4	3	5	1	4	10	11.9	
LAMAR	02/27/10	*	37	6-13	.462	0-0	.000	5-8	.625	2	5	7	9.1	3	1	3	0	3	17	12.1	
at Texas State	03/03/10	*	40	3-12	.250	0-1	.000	3-4	.750	4	3	7	9.0	3	1	4	0	2	9	12.0	
STEPHEN F. AUSTIN	03/06/10	*	32	4-13	.308	0-3	.000	1-3	.333	3	1	4	8.8	4	1	3	1	5	9	11.9	
vs UT Arlington	03/09/10	*	27	6-15	.400	1-3	.333	1-1	1.000	3	9	12	8.9	3	1	1	0	1	14	11.9	
<b>Totals</b>			30	1011	127-345	.368	25-87	.287	79-120	.658	106	162	268	8.9	97	41	89	13	40	358	11.9

## Career Statistics

Season	gp-gs	min/avg	Total		3-Point		F-Throws		Rebounds				pf	fo	ast	to	blk	stl	Scoring	
			fg-fga	pct	fg-fga	pct	ft-fa	pct	off	def	tot	avg							pts	avg
2009-10	30-30	1011/33.7	127-345	.368	25-87	.287	79-120	.658	106	162	268	8.9	97	1	41	89	13	40	358	11.9
<b>TOTAL</b>	30-30	1011/33.7	127-345	.368	25-87	.287	79-120	.658	106	162	268	8.9	97	1	41	89	13	40	358	11.9





Whitney York | Junior | Guard | 5-5 | Bryan, Texas | Bryan HS

### Career Highs

- Points 27, vs. Louisiana Tech (12/30/09)
- Field Goals Made 10, at Sam Houston State (02/20/10)
- Field Goals Attempted 20, twice (last at Texas State, 03/03/10)
- 3-point Field Goals Made 1, 14 times (last vs. Stephen F. Austin, 03/07/10)
- 3-point Field Goals Attempted 3, four times (last vs. Lamar, 02/27/10)
- Free Throws Made 13, vs. Louisiana Tech (12/30/09)
- Free Throws Attempted 20, vs. Louisiana Tech (12/30/09)
- Rebounds 10, at Texas State (03/03/10)
- Assists 8, vs. Lamar (02/27/10)
- Steals 6, vs. Lamar (02/27/10)
- Blocks 1, twice (last vs. Kansas State, 12/21/09)
- Minutes 50, at Sam Houston State (02/20/10)

### As a Junior (2009-10)

Appeared in 29 games, including 28 starts ... named second-team All-Southland Conference after leading the team with 15.0 points, 3.0 assists and 1.9 steals per game ... named to the UTSA Thanksgiving Classic and Duel in the Desert all-tournament teams ... led the team in scoring 14 times and reached double-figures 22 times, including six 20-point outings ... her .435 shooting percentage was tops among the guards while her .715 free throw percentage led the team ... scored a career high 27 points and set career bests in free throws made and attempted, going 13-of-20, against Louisiana Tech on Dec. 30 ... set a career high with 10 field goals made and 50 minutes played at Sam Houston State (Feb. 20) ... recorded her first career double-double with 17 points and 10 rebounds at Texas State (March 3) ... ranked fifth among conference players averaging 16.2 points in Southland games.

### As a Sophomore (2008-09)

Appeared in eight games, while making seven starts, before suffering a season-ending injury

against McNeese State on Jan. 10 ... grabbed four rebounds against Huston-Tillotson on Dec. 6 ... made first start of the season against Oakland and responded with six points in 32 minutes of action ... scored 10 points against Oral Roberts on Dec. 20 ... added seven points against Colorado State on Dec. 29 ... netted a season-high 13 points and dished out a career-high seven assists against Rice on Jan. 3 ... chipped in with five points at McNeese State on Jan. 10 ... was awarded medical redshirt after the season.

### As a Freshman (2007-08)

Started all 33 games in her first year ... first Roadrunner to earn Southland Conference Player of the Week honors in consecutive weeks on Nov. 13 and Nov. 20 ... ranked second on the team with 80 assists ... fourth on the squad with 9.8 points per game ... sixth in the conference in field goal percentage (43.7 percent) ... had 15 games with double-figure scoring ... began the season with 12 points and was 10-of-10 from the free throw line against Huston-Tillotson on Nov. 9 ... chipped in with 16 points and





grabbed eight rebounds versus Belmont on Nov. 11 ... netted a career-high 22 points and collected five steals against Wichita State on Nov. 18 ... led the team with 21 points against Virginia Tech on Dec. 20 ... was named to the Tulane Doubletree All-Classic Team on Dec 21 ... scored 15 points against Miami (Ohio) on Dec. 29 ... led the team in scoring with 19 points versus Weber State and was named to the Wells Fargo/UTSA New Year's All-Classic team ... dished out a season-high six assists against SMU on Jan. 2 ... chipped in with 13 points at Texas State on Jan. 26 ... added nine points and grabbed four rebounds at Sam Houston State on Feb. 7... scored

11 points against Southeastern Louisiana on Feb. 14 ... hauled in seven rebounds and scored 12 points against Texas State on Feb. 23 ... added 13 points in the semifinal game against UT Arlington on March 14 ... saw 22 minutes of action versus Texas A&M in first-round action of the NCAA Tournament on March 22.

### High School

Led the Lady Vikings to a 35-6 overall record and a District 13-5A Championship with a perfect 12-0 mark as a senior ... averaged 17.4 points and 5.4 assists per game during the 2006-07 season ... recorded a team-leading 3.5 steals per contest ... tabbed first-team all-

state and academic all-state, was a McDonald's All-America nominee and named to the TABC All-Star team ... also earned first-team All-Brazos Valley honors.

### Personal

Born August 8, 1989, in Galveston, Texas ... is the daughter of Truman and Belinda Guy ... has one brother, Truman Jr. ... has an uncle who played for Howard Payne University ... majoring in business and marketing.

## York's 2009-10 Game-by-Game Statistics

Opponent	Date	gs	min	Total		3-Pointers		Free throws		Rebounds				pf	a	t/o	blk	stl	pts	avg	
				fg-fga	pct	3fg-fga	pct	ft-fga	pct	off	def	tot	avg								
at Texas	11/13/09	*	28	4-12	.333	0-1	.000	2-4	.500	1	1	2	2.0	0	0	2	0	1	10	10.0	
SCHREINER	11/15/09	*	13	3-4	.750	0-0	.000	3-4	.750	0	0	0	1.0	1	2	1	0	4	9	9.5	
at Charleston Southern	11/20/09	*	15	8-8	1.000	0-0	.000	2-2	1.000	0	0	0	0.7	4	0	2	0	0	18	12.3	
at College of Charleston	11/21/09	*	33	3-12	.250	0-3	.000	0-0	.000	0	3	3	1.3	1	5	3	0	1	6	10.8	
NAVY	11/27/09	*	24	6-13	.462	1-1	1.000	2-3	.667	1	3	4	1.8	2	2	2	0	2	15	11.6	
JACKSONVILLE STATE	11/28/09	*	33	8-14	.571	1-2	.500	3-4	.750	0	3	3	2.0	0	6	4	0	1	20	13.0	
HOUSTON	12/07/09	*	20	3-8	.375	0-1	.000	1-4	.250	0	2	2	2.0	2	2	3	0	1	7	12.1	
vs Florida State	12/19/09	*	21	1-6	.167	0-4	.000	2-4	.500	0	3	3	2.1	1	4	2	1	0	4	11.1	
vs Arkansas	12/20/09	*	25	5-8	.625	0-0	.000	8-11	.727	0	2	2	2.1	1	3	2	0	2	18	11.9	
vs Kansas State	12/21/09	*	33	5-11	.455	0-1	.000	8-10	.800	0	4	4	2.3	1	6	0	1	1	18	12.5	
MAINE	12/29/09	*	26	2-8	.250	0-0	.000	9-10	.900	0	3	3	2.4	2	2	3	0	0	13	12.5	
LOUISIANA TECH	12/30/09	*	38	7-16	.438	0-1	.000	13-20	.650	2	5	7	2.8	2	1	4	0	0	27	13.8	
at Rice	01/04/10	*	23	6-14	.429	0-0	.000	1-2	.500	1	1	2	2.7	4	2	5	0	1	13	13.7	
MCNEESE STATE	01/09/10	*	31	6-11	.545	0-0	.000	5-8	.625	0	3	3	2.7	1	5	3	0	5	17	13.9	
at Nicholls	01/13/10	*	35	3-10	.300	0-0	.000	5-9	.556	0	3	3	2.7	2	4	3	0	2	11	13.7	
UT ARLINGTON	01/16/10	*	32	5-8	.625	0-0	.000	4-6	.667	0	6	6	2.9	0	3	2	0	2	14	13.8	
at A&M-Corpus Christi	01/23/10	*	29	3-11	.273	0-0	.000	5-5	1.000	2	0	2	2.9	3	3	4	0	3	11	13.6	
at Lamar	01/30/10	*	29	3-9	.333	0-0	.000	2-3	.667	0	2	2	2.8	4	2	1	0	2	8	13.3	
SAM HOUSTON STATE	02/03/10	*	28	6-11	.545	0-0	.000	4-5	.800	1	5	6	3.0	2	4	3	0	1	16	13.4	
at Southeastern La.	02/06/10	*	36	6-9	.667	0-0	.000	11-12	.917	0	4	4	3.1	1	1	2	0	2	23	13.9	
CENTRAL ARKANSAS	02/10/10	*	38	3-9	.333	0-0	.000	12-12	1.000	1	2	3	3.0	4	4	2	0	3	18	14.1	
at UT Arlington	02/13/10	*	37	5-18	.278	1-2	.500	7-9	.778	3	5	8	3.3	3	1	4	0	2	18	14.3	
A&M-CORPUS CHRISTI	02/17/10	*	14	3-3	1.000	0-0	.000	0-2	.000	1	2	3	3.3	1	1	6	0	2	6	13.9	
at Sam Houston State	02/20/10	*	50	10-20	.500	0-0	.000	5-7	.714	2	4	6	3.4	1	3	5	0	0	25	14.4	
at Northwestern State	02/24/10	*	40	6-18	.333	0-0	.000	3-4	.750	1	4	5	3.4	2	2	3	0	3	15	14.4	
LAMAR	02/27/10	*	40	8-15	.533	1-3	.333	3-3	1.000	1	6	7	3.6	0	8	8	0	6	20	14.6	
at Texas State	03/03/10	*	40	5-20	.250	0-0	.000	7-13	.538	4	6	10	3.8	1	4	1	0	3	17	14.7	
STEPHEN F. AUSTIN	03/06/10	*	33	8-15	.533	1-1	1.000	7-8	.875	1	5	6	3.9	2	3	6	0	3	24	15.0	
vs UT Arlington	03/09/10	*	36	5-15	.333	0-0	.000	4-9	.444	2	2	4	3.9	4	5	2	0	3	14	15.0	
Totals			28	880	146-336	.435	5-20	.250	138-193	.715	24	89	113	3.9	52	88	88	2	56	435	15.0

## Career Statistics

Season	gp-gs	min/avg	Total		3-Point		F-Throws		Rebounds				Scoring							
			fg-fga	pct	fg-fga	pct	ft-fga	pct	off	def	tot	avg	pf	fo	ast	to	blk	stl	pts	avg
2007-08	33-33	808/24.5	116-264	.439	10-30	.333	74-106	.698	17	72	89	2.7	69	2	80	72	2	45	316	9.6
2008-09	8-7	180/22.5	18-57	.316	0-8	.000	11-17	.647	4	15	19	2.4	12	0	24	14	0	11	47	5.9
2009-10	29-28	880/30.3	146-336	.435	5-20	.250	138-193	.715	24	89	113	3.9	52	0	88	88	2	56	435	15.0
TOTAL	70-68	1868/26.7	280-657	.426	15-58	.259	223-316	.706	45	176	221	3.2	133	2	192	174	4	112	798	11.4





Judy Jones | Sophomore | Guard/Forward | 5-9 | Monroe, La. | Wossman HS

### Career Highs

- Points 26, vs. Sam Houston State (02/03/10)
- Field Goals Made 9, vs. Texas A&M-Corpus Christi (02/17/10)
- Field Goals Attempted 20, vs. Texas A&M-Corpus Christi (02/17/10)
- 3-point Field Goals Made None
- 3-point Field Goals Attempted 2, at Texas (11/13/09)
- Free Throws Made 10, vs. Sam Houston State (02/03/10)
- Free Throws Attempted 14, vs. Sam Houston State (02/03/10)
- Rebounds 13, at Rice (01/04/10)
- Assists 7, twice (last at Lamar, 01/30/10)
- Steals 5, vs. Houston (12/07/09)
- Blocks 3, twice (last vs. Sam Houston State, 02/03/10)
- Minutes 41, at Sam Houston State (02/20/10)

### As a Freshman (2009-10)

Appeared in 28 games, with 12 starts, and averaged 10.6 points and 6.8 rebounds per game on her way to being named second-team All-Southland ... recorded five double-doubles on the season, second most on the team ... poured in a career high 26 points and set career highs with 10 free throws made on 14 attempts against Sam Houston State (Feb. 2) ... dished out a season-best seven assists against Charleston Southern (Nov. 20) and Lamar (Jan. 30) ... ranked fifth among conference players with 1.0 blocks per game ... recorded a season-high 13 rebounds at Rice (Jan. 4).

### High School

A two-sport athlete ... was tabbed Monroe News-Star's Northeast Player of the Year and the Paul Martin Award winner in 2009 ... named second-team all-state as a senior and also was a three-time first-team all-district

honoree ... averaged a team-best 18 points, 12 rebounds and five assists per game in 2008-09 ... District 1-3A MVP in 2008 and 2009 ... led her team to three district championships in three of her four years in high school ... won medals in the LHSAA 400m and high jump and also placed second in the long jump ... was Region 1-3A 400M, long jump and high jump champion ... was also runner-up at regionals in the 200m ... captured gold at the LHSAA, Region 1-3A and District 1-3A in the 400m, long jump and high jump in 2008.

### Personal

Born on Oct. 13, 1990 ... is the daughter of Eric Hall and Chiquita Jones ... has three brothers, Deatrice, Kuzshua and Tarvish and one sister, LaTorsha ... majoring in kinesiology and plans on being a coach after graduation.



## Jones' 2009-10 Game-by-Game Statistics

Opponent	Date	gs	min	Total		3-Pointers		Free throws		Rebounds				pf	a	t/o	blk	stl	pts	avg	
				fg-fga	pct	3fg-fga	pct	ft-fa	pct	off	def	tot	avg								
at Texas	11/13/09	*	24	3-12	.250	0-2	.000	0-0	.000	2	7	9	9.0	1	2	8	1	1	6	6.0	
SCHREINER	11/15/09	*	27	8-15	.533	0-0	.000	4-5	.800	2	7	9	9.0	3	1	5	1	1	20	13.0	
at Charleston Southern	11/20/09	*	26	6-14	.429	0-1	.000	3-8	.375	0	8	8	8.7	4	7	5	1	4	15	13.7	
at College of Charleston	11/21/09	*	35	5-19	.263	0-1	.000	3-8	.375	4	4	8	8.5	3	0	2	2	2	13	13.5	
NAVY	11/27/09	*	32	3-12	.250	0-0	.000	6-11	.545	5	7	12	9.2	2	5	4	2	1	12	13.2	
JACKSONVILLE STATE	11/28/09	*	19	0-3	.000	0-0	.000	1-2	.500	1	1	2	8.0	4	5	1	0	1	1	11.2	
HOUSTON	12/07/09	*	20	0-8	.000	0-0	.000	1-2	.500	0	2	2	7.1	2	3	2	1	5	1	9.7	
vs Florida State	12/19/09	*	23	3-8	.375	0-0	.000	3-7	.429	3	3	6	7.0	0	1	2	0	2	9	9.6	
vs Arkansas	12/20/09	*	26	2-9	.222	0-1	.000	1-6	.167	1	8	9	7.2	1	0	3	0	0	5	9.1	
vs Kansas State	12/21/09	*	11	0-2	.000	0-0	.000	0-0	.000	0	2	2	6.7	1	1	4	0	0	0	8.2	
MAINE	12/29/09	*	19	2-5	.400	0-0	.000	1-5	.200	2	2	4	6.5	3	1	1	1	1	5	7.9	
LOUISIANA TECH	12/30/09	*	26	1-7	.143	0-0	.000	2-6	.333	2	6	8	6.6	3	0	1	0	2	4	7.6	
at Rice	01/04/10	*	30	7-19	.368	0-0	.000	1-5	.200	4	9	13	7.1	4	1	4	1	2	15	8.2	
MCNEESE STATE	01/09/10	*	22	6-8	.750	0-0	.000	4-9	.444	1	5	6	7.0	3	3	4	0	1	16	8.7	
at Nicholls	01/13/10	*	23	5-8	.625	0-0	.000	5-8	.625	0	8	8	7.1	4	2	6	0	1	15	9.1	
UT ARLINGTON	01/16/10	*	21	2-5	.400	0-1	.000	6-9	.667	0	5	5	6.9	3	0	3	1	1	10	9.2	
at A&M-Corpus Christi	01/23/10	*	39	4-12	.333	0-0	.000	4-8	.500	4	8	12	7.2	4	3	7	3	4	12	9.4	
TEXAS STATE	01/27/10	*	19	5-8	.625	0-0	.000	4-11	.364	1	5	6	7.2	4	2	5	2	1	14	9.6	
at Lamar	01/30/10	*	24	7-11	.636	0-1	.000	2-2	1.000	2	6	8	7.2	2	7	4	1	1	16	9.9	
SAM HOUSTON STATE	02/03/10	*	22	8-14	.571	0-0	.000	10-14	.714	3	1	4	7.1	2	3	0	3	1	26	10.8	
at Southeastern La.	02/06/10	*	14	1-6	.167	0-0	.000	0-0	.000	1	2	3	6.9	0	1	3	2	0	2	10.3	
CENTRAL ARKANSAS	02/10/10	*	22	4-14	.286	0-0	.000	5-5	1.000	4	4	8	6.9	2	1	2	2	2	13	10.5	
at UT Arlington	02/13/10	*	18	5-11	.455	0-0	.000	1-3	.333	3	6	9	7.0	5	0	6	0	2	11	10.5	
A&M-CORPUS CHRISTI	02/17/10	*	39	9-20	.450	0-0	.000	5-7	.714	5	5	10	7.1	4	4	9	1	3	23	11.0	
at Sam Houston State	02/20/10	*	41	5-15	.333	0-0	.000	6-10	.600	4	8	12	7.3	5	5	7	0	0	16	11.2	
at Northwestern State	02/24/10	*	10	1-3	.333	0-1	.000	1-2	.500	0	1	1	7.1	1	0	3	1	1	3	10.9	
STEPHEN F. AUSTIN	03/06/10	*	9	1-2	.500	0-0	.000	0-0	.000	0	0	0	6.8	0	0	4	1	0	2	10.6	
vs UT Arlington	03/09/10	*	25	3-10	.300	0-0	.000	7-8	.875	2	4	6	6.8	5	0	3	0	2	13	10.6	
Totals			12	666	106-280	.379	0-8	.000	86-161	.534	56	134	190	6.8	75	58	108	27	42	298	10.6

## Career Statistics

Season	gp-gs	min/avg	Total		3-Point		F-Throws		Rebounds				Scoring							
			fg-fga	pct	fg-fga	pct	ft-fa	pct	off	def	tot	avg	pf	fo	ast	to	blk	stl	pts	avg
2009-10	28-12	666/23.8	106-280	.379	0-8	.000	86-161	.534	56	134	190	6.8	75	3	58	108	27	42	298	10.6
TOTAL	28-12	666/23.8	106-280	.379	0-8	.000	86-161	.534	56	134	190	6.8	75	3	58	108	27	42	298	10.6





Jermini Malone | Sophomore | Guard | 5-2 | Saline, La. | Saline HS

### Career-Highs

- Points 16, vs. Texas State (01/27/10)
- Field Goals Made 6, vs. Texas State (01/27/10)
- Field Goals Attempted 13, vs. Houston (12/07/09)
- 3-point Field Goals Made 3, twice (last vs. Texas State, 01/27/10)
- 3-point Field Goals Attempted 7, vs. Houston (12/07/09)
- Free Throws Made 4, vs. Schreiner (11/15/09)
- Free Throws Attempted 8, vs. Schreiner (11/15/09)
- Rebounds 3, vs. Houston (12/07/09)
- Assists 7, at Charleston Southern (11/10/09)
- Steals 5, vs. Houston (12/07/09)
- Blocks None
- Minutes 40, vs. Texas State (01/27/10)

### As a Freshman (2009-10)

Played in 24 games with two starts ... averaged 3.8 points and 1.0 rebounds ... scored nine points at No. 12 Texas in her first collegiate action ... in her first career start, played 40 minutes and scored a career-high 16 points in a win against Texas State (Jan. 27) ... posted career highs with seven assists at Charleston Southern (Nov. 20) and five steals against Houston (Dec. 7) ... her 15 3-pointers made ranked fourth on the team.

### High School

Led Saline High School to its first state championship and an overall record of 43-1 last season ... member of the varsity team since the eighth grade and was a five-time first-team all-district honoree ... was selected district MVP three

times, including back-to-back years in 2007-08 and 2008-09 ... averaged 15.0 points and 7.0 assists per game last season and capped off her high school career as the Class C MVP and a first-team all-state selection ... was named first-team all-area in 2008 and 2009 by shreveporttimes.com ... also selected to the Louisiana Sports Writers Association's first team as a senior.

### Personal

Born on Dec. 20, 1990 ... is the daughter of Margo Malone ... has one brother, Jamaal, and two sisters, Victoria and Sincerely ... majoring in kinesiology and plans on being a coach after graduation.



## Malone's 2009-10 Game-by-Game Statistics

Opponent	Date	gs	min	Total		3-Pointers		Free throws		Rebounds				pf	a	t/o	blk	stl	pts	avg	
				fg-fga	pct	3fg-fga	pct	ft-fa	pct	off	def	tot	avg								
at Texas	11/13/09		11	3-7	.429	3-5	.600	0-0	.000	1	0	1	1.0	0	1	1	0	0	9	9.0	
SCHREINER	11/15/09		27	2-5	.400	1-4	.250	4-8	.500	0	1	1	1.0	2	0	1	0	2	9	9.0	
at Charleston Southern	11/20/09		29	1-2	.500	0-1	.000	0-0	.000	0	2	2	1.3	2	2	2	0	0	2	6.7	
at College of Charleston	11/21/09		7	0-0	.000	0-0	.000	0-0	.000	0	0	0	1.0	0	0	0	0	0	0	5.0	
NAVY	11/27/09		19	2-5	.400	2-4	.500	0-0	.000	0	2	2	1.2	1	1	0	0	0	6	5.2	
JACKSONVILLE STATE	11/28/09		25	5-8	.625	2-4	.500	0-0	.000	0	1	1	1.2	1	3	1	0	2	12	6.3	
HOUSTON	12/07/09		29	3-13	.231	0-7	.000	0-0	.000	0	3	3	1.4	1	1	2	0	1	6	6.3	
vs Florida State	12/19/09		23	1-6	.167	1-5	.200	0-0	.000	0	2	2	1.5	2	1	0	0	1	3	5.9	
vs Arkansas	12/20/09		19	3-5	.600	0-1	.000	3-3	1.000	0	0	0	1.3	0	3	5	0	0	9	6.2	
vs Kansas State	12/21/09		4	0-0	.000	0-0	.000	0-0	.000	0	1	1	1.3	0	0	0	0	0	0	5.6	
MAINE	12/29/09		12	0-5	.000	0-1	.000	0-0	.000	0	2	2	1.4	0	3	0	0	0	0	5.1	
LOUISIANA TECH	12/30/09		4	0-2	.000	0-0	.000	0-0	.000	0	0	0	1.3	0	0	0	0	0	0	4.7	
at Rice	01/04/10		17	1-5	.200	0-3	.000	0-0	.000	0	1	1	1.2	1	1	0	0	1	2	4.5	
MCNEESE STATE	01/09/10		11	0-3	.000	0-2	.000	0-0	.000	0	1	1	1.2	1	1	0	0	0	0	4.1	
at Nicholls	01/13/10		9	1-4	.250	1-1	1.000	0-1	.000	0	0	0	1.1	0	0	0	0	1	3	4.1	
UT ARLINGTON	01/16/10		7	0-3	.000	0-2	.000	1-2	.500	0	0	0	1.1	0	0	2	0	0	1	3.9	
at A&M-Corpus Christi	01/23/10		19	0-5	.000	0-5	.000	3-3	1.000	1	0	1	1.1	1	0	2	0	1	3	3.8	
TEXAS STATE	01/27/10	*	40	6-8	.750	3-3	1.000	1-2	.500	0	2	2	1.1	0	3	2	0	1	16	4.5	
at Lamar	01/30/10	*	21	2-5	.400	2-3	.667	0-0	.000	1	1	2	1.2	1	1	1	0	1	6	4.6	
SAM HOUSTON STATE	02/03/10		16	1-5	.200	0-1	.000	1-3	.333	1	1	2	1.2	0	0	0	0	0	3	4.5	
at Southeastern La.	02/06/10		8	1-3	.333	0-1	.000	0-0	.000	0	0	0	1.1	0	1	0	0	0	2	4.4	
CENTRAL ARKANSAS	02/10/10		2	0-2	.000	0-1	.000	0-0	.000	0	0	0	1.1	0	0	0	0	0	0	4.2	
at UT Arlington	02/13/10		4	0-0	.000	0-0	.000	0-0	.000	0	0	0	1.0	0	1	0	0	0	0	4.0	
vs UT Arlington	03/09/10		4	0-2	.000	0-2	.000	0-2	.000	0	0	0	1.0	0	0	0	0	0	0	3.8	
<b>Totals</b>			2	367	32-103	.311	15-56	.268	13-24	.542	4	20	24	1.0	13	23	19	0	11	92	3.8

## Career Statistics

Season	gp-gs	min/avg	Total		3-Point		F-Throws		Rebounds				Scoring							
			fg-fga	pct	fg-fga	pct	ft-fa	pct	off	def	tot	avg	pf	fo	ast	to	blk	stl	pts	avg
2009-10	24-2	367/15.3	32-103	.311	15-56	.268	13-24	.542	4	20	24	1.0	13	0	23	19	0	11	92	3.8
<b>TOTAL</b>	24-2	367/15.3	32-103	.311	15-56	.268	13-24	.542	4	20	24	1.0	13	0	23	19	0	11	92	3.8





Whitney Wright | Sophomore | Center | 6-3 | Springer, Okla. | Healdton HS

### Career Highs

- Points  
15, vs. Southeastern Louisiana (02/06/10)
- Field Goals Made  
6, vs. Southeastern Louisiana (02/06/10)
- Field Goals Attempted  
9, twice (last at Southeastern Louisiana, 02/06/10)
- 3-point Field Goals Made  
2, twice (last vs. Texas State, 01/27/10)
- 3-point Field Goals Attempted  
4, vs. Texas State (01/27/10)
- Free Throws Made  
4, three times (last at Texas State, 03/03/10)
- Free Throws Attempted  
5, vs. Florida State (12/19/09)
- Rebounds  
8, at Texas State (03/03/10)
- Assists  
2, vs. Sam Houston State (02/03/10)
- Steals  
2, four times (last vs. Sam Houston State, 02/03/10)
- Blocks  
2, twice (last vs. Texas State, 01/27/10)
- Minutes  
23, vs. Sam Houston State (02/03/10)

### As a Freshman (2009-10)

Played in 28 games off the bench ... averaged 4.8 points and 2.8 rebounds per game ... shot 41-percent from the field ... ranked fifth on the team with 11 blocks ... set a career high with 15 points on 6-of-9 shooting from the floor in 21 minutes at Southeastern Louisiana (Feb. 6) ... scored 10 points in a career high 23 minutes against Sam Houston State (Feb. 3).

### High School

A McDonald's All-America candidate in 2008-09 ... led her team to a pair of district titles in 2008 and 2009 ... scored 17 points and grabbed five rebounds per game as a senior ... guided her squad to a 2-A Area championship

in 2009 ... helped her team post a 22-6 record and a trip to the area semifinals in 2008 ... averaged a double-double with 17.0 points and 10.0 rebounds per game as a senior ... a four-time all-conference and all-area honoree ... named to the OGBCA All-Star team and led them in scoring in her appearance in 2009.

### Personal

Born on Sept. 8, 1990 ... is the daughter of Keith and Twona Wright ... has one brother, Keith, and two sisters, Rihanna and Hope ... majoring in kinesiology and plans to be a physical therapist after graduation.



## Wright's 2009-10 Game-by-Game Statistics

Opponent	Date	Total		3-Pointers		Free throws		Rebounds				Other					pts	avg		
		gs	min	fg-fga	pct	3fg-fga	pct	ft-fa	pct	off	def	tot	avg	pf	a	t/o			blk	stl
at Texas	11/13/09	16	16	1-2	.500	0-0	.000	3-4	.750	2	0	2	2.0	3	0	0	0	0	5	5.0
SCHREINER	11/15/09	11	11	3-5	.600	0-1	.000	2-4	.500	2	2	4	3.0	2	0	1	0	1	8	6.5
at Charleston Southern	11/20/09	14	14	2-2	1.000	0-0	.000	1-2	.500	2	4	6	4.0	3	0	0	1	1	5	6.0
at College of Charleston	11/21/09	11	11	0-4	.000	0-0	.000	0-0	.000	1	0	1	3.3	2	0	0	0	0	0	4.5
NAVY	11/27/09	13	13	2-2	1.000	2-2	1.000	4-4	1.000	0	0	0	2.6	4	0	2	1	2	10	5.6
JACKSONVILLE STATE	11/28/09	12	12	1-1	1.000	0-0	.000	0-0	.000	1	5	6	3.2	4	0	4	0	0	2	5.0
vs Florida State	12/19/09	13	13	3-7	.429	0-0	.000	3-5	.600	2	1	3	3.1	4	0	2	0	2	9	5.6
vs Arkansas	12/20/09	16	16	0-2	.000	0-0	.000	4-4	1.000	2	1	3	3.1	1	0	1	0	1	4	5.4
vs Kansas State	12/21/09	9	9	2-3	.667	0-0	.000	0-0	.000	1	2	3	3.1	3	0	1	0	1	4	5.2
MAINE	12/29/09	7	7	1-2	.500	0-0	.000	1-5	.200	0	5	5	3.3	4	0	1	0	0	3	5.0
LOUISIANA TECH	12/30/09	14	14	0-1	.000	0-1	.000	2-2	1.000	0	2	2	3.2	5	0	0	0	2	2	4.7
at Rice	01/04/10	10	10	1-4	.250	0-0	.000	1-2	.500	0	0	0	2.9	3	0	0	0	1	3	4.6
MCNEESE STATE	01/09/10	5	5	1-1	1.000	1-1	1.000	0-0	.000	0	1	1	2.8	2	0	0	0	0	3	4.5
at Nicholls	01/13/10	13	13	0-0	.000	0-0	.000	0-0	.000	0	0	0	2.6	2	0	0	0	1	0	4.1
UT ARLINGTON	01/16/10	15	15	2-3	.667	1-1	1.000	1-2	.500	0	3	3	2.6	5	0	1	2	0	6	4.3
at A&M-Corpus Christi	01/23/10	17	17	3-7	.429	0-2	.000	1-2	.500	1	0	1	2.5	3	0	0	0	1	7	4.4
TEXAS STATE	01/27/10	22	22	5-8	.625	2-4	.500	1-3	.333	1	2	3	2.5	4	1	4	2	0	13	4.9
at Lamar	01/30/10	15	15	1-5	.200	0-4	.000	0-0	.000	0	3	3	2.6	3	0	2	1	0	2	4.8
SAM HOUSTON STATE	02/03/10	23	23	4-9	.444	0-0	.000	2-3	.667	2	1	3	2.6	1	2	1	0	2	10	5.1
at Southeastern La.	02/06/10	21	21	6-9	.667	1-1	1.000	2-3	.667	2	4	6	2.8	3	0	2	1	0	15	5.6
CENTRAL ARKANSAS	02/10/10	13	13	0-3	.000	0-2	.000	0-0	.000	2	4	6	2.9	2	0	1	0	0	0	5.3
at UT Arlington	02/13/10	12	12	1-5	.200	0-2	.000	0-0	.000	1	1	2	2.9	3	0	0	0	0	2	5.1
A&M-CORPUS CHRISTI	02/17/10	11	11	1-3	.333	1-3	.333	0-0	.000	0	1	1	2.8	3	0	1	0	0	3	5.0
at Sam Houston State	02/20/10	13	13	2-6	.333	0-0	.000	0-2	.000	3	0	3	2.8	3	0	1	1	0	4	5.0
at Northwestern State	02/24/10	6	6	0-1	.000	0-1	.000	0-0	.000	0	2	2	2.8	1	0	0	0	0	0	4.8
LAMAR	02/27/10	12	12	2-5	.400	0-2	.000	1-1	1.000	0	1	1	2.7	3	0	0	1	1	5	4.8
at Texas State	03/03/10	21	21	2-9	.222	0-2	.000	4-6	.667	3	5	8	2.9	3	1	0	1	0	8	4.9
vs UT Arlington	03/09/10	6	6	0-2	.000	0-0	.000	0-2	.000	1	0	1	2.8	2	0	1	0	1	0	4.8
Totals		0	371	46-111	.414	8-29	.276	33-56	.589	29	50	79	2.8	81	4	26	11	17	133	4.8

## Career Statistics

Season	gp-gs	min/avg	Total		3-Point		F-Throws		Rebounds				Scoring							
			fg-fga	pct	fg-fga	pct	ft-fa	pct	off	def	tot	avg	pf	fo	ast	to	blk	stl	pts	avg
2009-10	28-0	371/13.3	46-111	.414	8-29	.276	33-56	.589	29	50	79	2.8	81	2	4	26	11	17	133	4.8
TOTAL	28-0	371/13.3	46-111	.414	8-29	.276	33-56	.589	29	50	79	2.8	81	2	4	26	11	17	133	4.8





Corrie Forcier | Sophomore | Center | 6-5 | Richardson, Texas | Pearce HS

### Career Highs

- Points  
7, vs. Stephen F. Austin (03/06/10)
- Field Goals Made  
3, vs. Stephen F. Austin (03/06/10)
- Field Goals Attempted  
3, twice (last vs. Stephen F. Austin (03/06/10)
- 3-point Field Goals Made  
None
- 3-point Field Goals Attempted  
None
- Free Throws Made  
1, vs. Stephen F. Austin (03/06/10)
- Free Throws Attempted  
2, vs. Stephen F. Austin (03/06/10)
- Rebounds  
3, vs. Schreiner (11/15/09)
- Assists  
None
- Steals  
None
- Blocks  
1, vs. Schreiner (11/15/09)
- Minutes  
10, vs. Schreiner (11/15/09)

### As a Freshman (2009-10)

Played in seven games off the bench ... averaged 1.9 points and 1.0 rebounds per game ... hit six of her seven field goals attempted ... had a career-high seven points, including a career-high three field goals, against Stephen F. Austin.

### High School

Led her team in scoring with 14.7 points per game, while grabbing 4.7 rebounds per contest as a senior ... a two-time first-team District 10-4A honoree ... also garnered second-team all-district accolades during the 2006-07 season ... was honorable mention all-district in 2006 ... listed on the TexasGirlsBasketball.com Top 100 players to watch ... guided her squad to its first playoff appearance since 1994 in 2007.

### Personal

Born April 26, 1991 ... is the daughter of Mark and Signe Forcier ... has one brother, David ... majoring in community health and plans on being a registered nurse after graduation.





## Forcier's 2009-10 Game-by-Game Statistics

Opponent	Date	gs	min	Total		3-Pointers		Free throws		Rebounds				pf	a	t/o	blk	stl	pts	avg
				fg-fga	pct	3fg-fga	pct	ft-fta	pct	off	def	tot	avg							
at Texas	11/13/09	6		0-0	.000	0-0	.000	0-0	.000	0	1	1	1.0	2	0	0	0	0	0	0.0
SCHREINER	11/15/09	10		2-3	.667	0-0	.000	0-0	.000	2	1	3	2.0	1	0	0	1	0	4	2.0
at College of Charleston	11/21/09	6		0-0	.000	0-0	.000	0-0	.000	0	1	1	1.7	0	0	0	0	0	0	1.3
JACKSONVILLE STATE	11/28/09	2		0-0	.000	0-0	.000	0-0	.000	0	1	1	1.5	1	0	0	0	0	0	1.0
vs Florida State	12/19/09	2		0-0	.000	0-0	.000	0-0	.000	0	0	0	1.2	2	0	1	1	0	0	0.8
SAM HOUSTON STATE	02/03/10	2		1-1	1.000	0-0	.000	0-0	.000	1	0	1	1.2	0	0	0	0	0	2	1.0
STEPHEN F. AUSTIN	03/06/10	4		3-3	1.000	0-0	.000	1-2	.500	0	0	0	1.0	0	0	0	0	0	7	1.9
Totals		0	32	6-7	.857	0-0	.000	1-2	.500	3	4	7	1.0	6	0	1	2	0	13	1.9

## Career Statistics

Season	gp-gs	min/avg	Total		3-Point		F-Throws		Rebounds				Scoring							
			fg-fga	pct	fg-fga	pct	ft-fta	pct	off	def	tot	avg	pf	fo	ast	to	blk	stl	pts	avg
2009-10	7-0	32/4.6	6-7	.857	0-0	.000	1-2	.500	3	4	7	1.0	6	0	0	1	2	0	13	1.9
TOTAL	7-0	32/4.6	6-7	.857	0-0	.000	1-2	.500	3	4	7	1.0	6	0	0	1	2	0	13	1.9





Cori Cooper | Sophomore | Forward | 6-1 | Copperas Cove, Texas | Copperas Cove HS

### Career Highs

- Points	21, vs. Nicholls (01/14/09)
- Field Goals Made	7, vs. Nicholls (01/14/09)
- Field Goals Attempted	9, vs. Nicholls (01/14/09)
- 3-point Field Goals Made	None
- 3-point Field Goals Attempted	None
- Free Throws Made	7, twice (last vs. Nicholls, 01/14/09)
- Free Throws Attempted	11, vs. Nicholls (01/14/09)
- Rebounds	9, vs. Nicholls (01/14/09)
- Assists	1, vs. Nicholls (01/14/09)
- Steals	2, vs. Nicholls (01/14/09)
- Blocks	2, vs. Nicholls (01/14/09)
- Minutes	18, vs. Nicholls (01/14/09)

### As a Freshman (2008-09)

Appeared in 14 games and collected 39 points and 22 rebounds ... grabbed five rebounds in the season opener against Texas A&M International on Nov. 14 ... scored nine points on 7-of-9 shooting from the free throw line versus Huston-Tillotson on Dec. 6 ... tallied a career high 21 points and nine rebounds against Nicholls on Jan. 14.

### High School

Averaged a double-double with 15 points and 10.6 rebounds per game as a senior at Copperas Cove High School ... was named District 16-4A Offensive Player of the Year and earned first-team all-district honors ... named offensive Most Valuable Player and top rebounder during the

2007-08 season ...collected district honorable mention accolades in 2006-07 ... led the Bulldogs to the area finals in 2008 ... also was named to the Region III-4A Texas Association of Basketball Coaches squad ... also a TABC all-academic honoree.

### Personal

Born on March 12, 1990, in Helena, Ark. ... daughter of Floyd and Shanta Hall and James Cooper and Angela Jackson ... has one brother, Anthony, and three sisters, Quanetta, Jasmine and Jonetta ... majoring in health.



## Cooper's 2008-09 Game-by-Game Statistics

Opponent	Date	gs	min	Total		3-Pointers		Free throws		Rebounds				pf	a	t/o	blk	stl	pts	avg	
				fg-fga	pct	3fg-fga	pct	ft-fa	pct	off	def	tot	avg								
TEXAS A&M INTERNATIO	11/14/08		6	0-2	.000	0-0	.000	1-2	.500	2	3	5	5.0	1	0	1	0	0	1	1.0	
at Kansas State	11/23/08		6	0-0	.000	0-0	.000	0-0	.000	0	0	0	2.5	3	0	0	0	0	0	0.5	
NORTH TEXAS	11/28/08		1	0-1	.000	0-0	.000	0-0	.000	0	0	0	1.7	0	0	0	0	0	0	0.3	
HUSTON-TILLOTSON	12/06/08		11	1-1	1.000	0-0	.000	7-8	.875	1	1	2	1.8	3	0	1	0	0	9	2.5	
RICE	01/03/09		6	0-4	.000	0-0	.000	0-0	.000	2	0	2	1.8	0	0	0	0	0	0	2.0	
NICHOLLS	01/14/09		18	7-9	.778	0-0	.000	7-11	.636	6	3	9	3.0	1	1	4	2	2	21	5.2	
A&M-CORPUS CHRISTI	01/24/09		6	1-2	.500	0-0	.000	0-0	.000	0	1	1	2.7	0	0	0	0	0	2	4.7	
at Texas State	01/28/09		2	0-1	.000	0-0	.000	0-0	.000	1	0	1	2.5	0	0	0	0	0	0	4.1	
at Sam Houston State	02/04/09		3	1-2	.500	0-0	.000	0-0	.000	1	0	1	2.3	0	0	1	0	0	2	3.9	
at Central Arkansas	02/11/09		3	0-0	.000	0-0	.000	0-0	.000	0	0	0	2.1	0	0	0	0	0	0	3.5	
SAM HOUSTON STATE	02/21/09		4	0-1	.000	0-0	.000	0-0	.000	1	0	1	2.0	2	0	0	0	0	0	3.2	
at Lamar	02/28/09		7	1-2	.500	0-0	.000	0-0	.000	0	0	0	1.8	2	0	0	0	1	2	3.1	
vs McNeese State	03/11/09		2	1-1	1.000	0-0	.000	0-0	.000	0	0	0	1.7	0	0	0	0	0	2	3.0	
vs Baylor	03/22/09		0	0-0	.000	0-0	.000	0-0	.000	0	0	0	1.6	0	0	0	0	0	0	2.8	
Totals			0	75	12-26	.462	0-0	.000	15-21	.714	14	8	22	1.6	12	1	7	2	3	39	2.8

## Career Statistics

Season	gp-gs	min/avg	Total		3-Point		F-Throws		Rebounds				Scoring							
			fg-fga	pct	fg-fga	pct	ft-fa	pct	off	def	tot	avg	pf	fo	ast	to	blk	stl	pts	avg
2008-09	14-0	75/5.4	12-26	.462	0-0	.000	15-21	.714	14	8	22	1.6	12	0	1	7	2	3	39	2.8
TOTAL	14-0	75/5.4	12-26	.462	0-0	.000	15-21	.714	14	8	22	1.6	12	0	1	7	2	3	39	2.8





22

**Ashley Gardner**  
G/F | 6-0 | Junior  
Little Rock, Ark.  
Arkansas Baptist/  
North Little Rock HS

**Prior to UTSA**

Led Arkansas Baptist College to a 22-7 record and the NJCAA Region II finals in 2009-10 ... played in 29 games and averaged 16.7 points and 7.7 rebounds per game, which ranked second on the team ... led the Buffaloes with a 45.1 3-point percentage and recorded the second-best shooting percentage on the team (48.3) ... finished the season ranking in the NJCAA top-50 in scoring and was named Most Valuable Player of the Historically Black College Classic ... in 2008-09, she appeared in 10 games at Paris Junior College and averaged 7.5 points and 3.8 rebounds per game.

**Personal**

Born on Oct. 19, 1989, in Little Rock, Ark. ... daughter of Derrick and Jodi Gardner ... has four brothers, Jordan, Caleb, Derrick and Christian, and three sisters, Derricka, Keisha and Kyla ... her brother, Jordan, plays basketball at Central Arkansas ... majoring in kinesiology.



30

**Ijeoma Waturuocha**  
G/F | 5-9 | Junior  
Houston, Texas  
Westbury Christian HS

**Prior to UTSA**

Was a starter all four years at Wesbury Christian Academy from 2003-07 ... helped lead the Wildcats to the state tournament all four years ... named first-team all-state and all-district ... was chosen for the Texas All-Star game ... also an accomplished track athlete as she collected state championships in the 100m, 200m and 4x100m relay.

**Personal**

Born on April 28, 1989 in Houston ... daughter of Ambrose and Philomine Waturuocha ... has two sisters, Jennifer and Ugochi, and one brother, Chidi ... majoring in biology with a minor in psychology.



34

**Lyndi Thorman**  
F | 6-3 | Sophomore  
Macomb, Ill.  
Western Illinois/  
Macomb HS

**Prior to UTSA**

Appeared in all 30 games and made four starts as a freshman ... averaged 4.9 points and 3.4 rebounds per game ... one of three players to record over 100 points and 100 rebounds on the season ... shot 40.7 percent (59-of-145) from the floor... led the team with 23 blocked shots, which tied her for sixth in a single season ... blocked 17 shots during Summit League play, placing her 11th in the conference ... recorded a double-double in the 76-52 win over Centenary with 16 points and 10 rebounds ... reached double-digits in points on four different occasions ... awarded with the team's Block Party Award.

**Personal**

Daughter of Gene and Sue Thorman ... born Jan. 10, 1990 ... has one sister, Leigh ... majoring in criminal justice with a minor in psychology.



# ***UTSA Staff***





Rae Rippetoe-Blair | Head Coach | 11th Season | Oklahoma State '85

A three-time Southland Conference Coach of the Year, Rae Rippetoe-Blair enters her 11th season at UTSA. During her 10 seasons at the helm, Rippetoe-Blair has established herself as one of the brightest minds in the Southland Conference. The Ardmore, Okla., native has guided the Roadrunners to a pair of NCAA appearances (2008 and 2009), back-to-back Southland Conference Tournament Championships (2008 and 2009), two Southland Regular Season Titles (2003 and 2009) and consecutive 20-win seasons (2008 and 2009), including a school-record 24 wins in 2009. She also received the 2009 Texas Association Basketball of Coaches (TABC) Coach of the Year plaque.

Since her hiring in 2000, she has transformed the Roadrunners into one of the top programs in the Southland. Rippetoe-Blair has led UTSA to 10 consecutive Southland Tournament appearances, including four trips to the conference finals (2003, '06, '08 and '09). During the 2004-05 season, she became the winningest basketball coach in UTSA history. She currently owns 176 wins, is the only women's coach with more than 150 career victories at UTSA and her .589 winning percentage is second-best in school annals. The Roadrunners have posted the most Southland wins (121) and the second-best winning percentage (.703) in the league since 2001. Her 121 league victories is tops among active conference coaches and ranks second all-time in the circuit.

Rippetoe-Blair has mentored several outstanding student-athletes during her time at UTSA, including 2008-09 All-America candidate, Southland Conference Player of the Year and the league's Defensive Player of the Year Monica Gibbs, who is currently playing overseas (Amicale Steesel). She has coached four Southland Newcomer of the Year winners (Nikki Hendrix/2002, Dewella Holiday/2003, Vivian Ewalefo/2006 and Onika Anderson/2008), two Freshmen of the Year recipients (Richelle Parks/2005

and Monica Gibbs/2006), 22 All-Southland selections, including seven first-teamers, two Student-Athletes of the Year (Nicole Dunson/2005 and Ryba Pawlaczyk/2009), three Southland All-Academic selections and a pair of *ESPN The Magazine*/CoSIDA Academic All-District honorees.

Rippetoe-Blair has a record of 176-123 at UTSA, with an overall mark of 283-167 in 16 full seasons as a head coach. The Roadrunners have averaged 17.6 wins per season during her tenure.



## THE RIPPETOE-BLAIR FILE

### PERSONAL

BORN: MAY 21, 1962

### EDUCATION

COLLEGE: B.S., OKLAHOMA STATE, 1985;  
M.S. PHILLIPS (OKLA.), 1988

### PLAYING EXPERIENCE

OKLAHOMA STATE 1980-84

### COACHING BACKGROUND

HEAD COACH, UTSA (2000-PRESENT)  
ASSISTANT COACH, OKLAHOMA STATE (1992-2000)  
HEAD COACH, PHILLIPS (1987-92)  
ASSISTANT COACH, SOUTHERN NAZARENE (1985-87)

### YEAR-BY-YEAR RECORD

#### PHILLIPS (1987-92)

1987-88	15-11
1988-89	18-11
1989-90	29-7
1990-91	23-8
1991-92	22-7
<b>RECORD</b>	<b>107-44 (.708)</b>

#### UTSA (2000-Present)

YEAR	OVERALL	CONFERENCE
2000-01	16-13	13-7
2001-02	16-12	15-5
2002-03	18-11	17-3
2003-04	15-14	10-6
2004-05	16-12	10-6
2005-06	18-12	11-5
2006-07	14-16	9-7
2007-08	23-10	12-4
2008-09	24-9	14-2
2009-10	16-14	10-6
<b>RECORD</b>	<b>176-123 (.589)</b>	<b>121-51 (.703)</b>

**TOTAL RECORD** **283-167 (.622)**

A run for a third consecutive conference championship and a trip back to the NCAA's was going to be a challenge for Rippetoe-Blair. The departure of three starters (Onika Anderson, Monica Gibbs and Ryba Pawlaczyk) that contributed more than 70 percent of the offense and returning one starter (junior Amber Gregg) saw UTSA in the mist of a rebuilding year. However, the Roadrunners produced a 16-14 overall record and a third-place showing in the West Division standings with a 10-6 mark. The Roadrunners made their way to a 10th consecutive postseason appearance as a No. 4 seed and faced fifth-seeded UT Arlington. The Mavericks ended any hopes of a three-peat for the Runners with a 68-63 win in the opening-round of the Southland Tournament. Despite an up and down 2009-10 season, Rippetoe-Blair saw the resurgence of sophomore Whitney York, who missed most of the 2008-09 year due to injury, and the emergence of freshman Judy Jones and junior transfer Ashleigh Franklin. York and Jones enjoyed successful campaigns and their efforts did not go unnoticed as they were tabbed second-team All-Southland, while Franklin collected third-team all-league honors. The Roadrunners ended the year atop three defensive categories — scoring defense/61.8 points per game, lowest field goal percentage/37.2 percent and 3-point field goal percentage/28.8 percent.

After beginning the 2008-09 season 2-6, UTSA ended the year strong with the Southland Conference Regular Season and Tournament Championships and punched its

second ticket to the NCAA Tournament. The Roadrunners also set a school-record with 24 wins and posted a 14-2 conference mark, tying UT Arlington for first-place in the league, while Rippetoe-Blair picked up Southland Coach of the Year honors for the third time. She was also recognized as the 2009 TABC Coach of the Year. Meanwhile, three Roadrunners collected all-conference honors led by Monica Gibbs, who was named Southland Player of the Year and the circuit's Defensive Player of the Year. The Runners entered the league's tournament as the No. 2 seed and began defense of their postseason championship with a 71-52 win against No. 7 seed McNeese State in the quarterfinals. UTSA then escaped with a 58-47 win versus sixth-seeded Northwestern State in the semifinals before knocking off top seed UT Arlington, 74-63, in the finals to earn the automatic berth to the NCAA Tournament. The Roadrunners saw their season come to an end with an 87-82 overtime loss against second-seeded Baylor in first-round action in Lubbock. It was the first time in tournament history that a No. 15 seed took a second-seeded team into overtime.

The 2007-08 season was a year to remember for the Roadrunners, as they won their first-ever Southland Conference Tournament and made their first trip to the NCAA Tournament. UTSA won 23 games, which marked the first 20-win season since 1983-84. Overall, the Runners ended the season with a 23-10 mark and a 12-4 league record, which was good enough for second place in the conference standings. UTSA began tournament play as the third seed and made quick work of its first-round opponent Northwestern State, 80-56. The Roadrunners then got past UT Arlington in the semifinals, 77-67, and rounded out the tournament with a 65-56 win over No. 4 seed Lamar in the championship game. The Roadrunners' season came to an end as No. 2-seed Texas A&M defeated them in first-round action of the NCAA Tournament in Baton Rouge, La.

In 2006-07, the Roadrunners finished 14-16 overall and 9-7 in Southland play. Rippetoe-Blair collected her 100th UTSA career victory on Nov. 24 with a 77-67 win against Eastern Washington. UTSA finished its conference season in a three-way tie for fourth place and earned the No. 5 seed at the 2007 Southland Tournament. The Roadrunners pulled an upset win against Southeastern Louisiana in the first round before falling to top-seeded UT Arlington in the semifinals.

During the 2005-06 season, Rippetoe-Blair and the Roadrunners enjoyed a successful year with an 18-12 mark and a trip back to the Southland Tournament finals. The Runners finished third in the league with an 11-5 record and she recorded her 200th career win on Feb. 2 at Nicholls.

In her fifth season, Rippetoe-Blair mentored the Roadrunners to a 16-12 record along with 10 wins in Southland play in 2003-04. UTSA boasted the league's top defense, holding opponents to just 57.8 points per game.

Rippetoe-Blair's fourth season saw UTSA coming off its first-ever Southland Conference Championship, but would come up short in the postseason as Northwestern State handed the Runners a 82-71 loss in the semifinals. The Roadrunners registered a 15-14 record and a 10-6 mark in league play.

In her third season, Rippetoe-Blair led UTSA to the



program's first regular season Southland Championship with a 17-3 league ledger and an overall mark of 18-11 in 2002-03. Rippetoe-Blair was honored as the Southland Conference Coach of the Year. The honor was richly deserved after turning around a team that began the season 0-8, and upon entering Southland play, won 17 of 19 games, including a 13-game winning streak, 17 conference wins and 11 home court wins, all school records.

In 2000-01, Rippetoe-Blair received Southland Coach of the Year honors following a 13-7 league campaign and into the postseason.

Rippetoe-Blair's teams have been ranked among the best defensive teams in the country. UTSA was ranked in the top six nationally in scoring defense in 2002-03 and was second in the nation in her first two seasons (2000-01 and 2001-02).

While the immediate impact Blair had on the UTSA's program might be a surprise, the success should not be. A proven winner as a head coach at NAIA Phillips University and as an assistant at Oklahoma State, she has enjoyed continued success.

Rippetoe-Blair turned around a Phillips program with a 104-51 mark during her five seasons in Enid, Okla. She was named the Sooner Athletic Conference's 1989-90 Coach of the Year after a 29-7 record.

Prior to UTSA, Rippetoe-Blair was an assistant coach at her alma mater, Oklahoma State, for eight seasons. As a player, she left her mark to this day on the Cowgirls program, ranking in the top 20 in five categories.

As an assistant coach, she helped build Oklahoma State as one of the top programs in the Big Eight Conference and made valuable contacts among high school coaches. Her pipeline to Oklahoma has brought former Texas Tech recruit Nikki Hendrix, and former standouts Lacy Mingee and Katie Sandefur to San Antonio. Rippetoe-Blair continued to bring excellent recruits from the state of Oklahoma with the 2008-09 All-America candidate and Southland's Player of the Year and league's Defensive Player to the Year Monica Gibbs from Stillwater, Okla.

Rippetoe-Blair started her coaching career in 1985 as an assistant coach at Southern Nazarene in Bethany, Okla. She was at SNU for two seasons before moving to Phillips. After two rebuilding seasons at Phillips, Rippetoe-Blair coached three straight 20-win teams. Phillips went 29-7 in 1989-90, as Rippetoe-Blair earned conference coach of the year honors. In 1990-91, Phillips was 23-8 and 20-9 in her final season before returning to Oklahoma State.

As an Ardmore (Okla.) High School athlete, she ran on the 1980 state champion mile relay team, played on the 1980 Oklahoma-Texas All-Star team and was an all-state pick in track and basketball. She was the team's MVP in softball and was named the outstanding female Athlete of the Year for Ardmore High.

She and her husband, Craig, reside in Boerne, Texas.

## Rippetoe-Blair's Achievements...

- 2 NCAA Tournament Appearances (2008, '09)
- 2 Southland Conference Regular Season Championships (2002-03, 2008-09)
- 2 Southland Tournament Championships (2008, '09)
- 3 Southland Coach of the Year Awards (2001, '03, '09)
- Winningest coach in UTSA history (176 wins)
- 9 winning seasons
- 10 consecutive Southland Tournament appearances
- 4 Southland Tournament Championship Game appearances
- 2 20-win seasons
- 10 seasons with 15 or more wins
- 1 Southland Player of the Year
- 1 Southland Defensive Player of the Year
- 4 Southland Newcomers of the Year
- 2 Southland Freshmen of the Year
- 22 All-Southland selections
- 7 first-team All-Southland selections
- 2 Southland Student-Athlete of the Year honorees
- 2 first-team Southland All-Academic selections
- 2 *ESPN The Magazine/CoSIDA Academic All-District* honorees

## BLAIR VERSUS 2009-10 OPPONENTS

	H	A	N	Total
Central Arkansas	2-0	2-0	-	4-0
Davidson	-	-	1-0	1-0
Drexel	-	-	-	-
Huston-Tillotson	2-0	-	-	2-0
Lamar	6-3	6-3	1-0	13-6
McNeese State	8-0	5-2	1-0	14-2
Nicholls	6-1	7-1	-	13-2
Northwestern State	4-3	4-7	2-0	10-10
Our Lady of the Lake	-	-	-	-
SMU	0-1	0-1	0-1	0-3
TCU	-	0-1	-	0-1
Texas A&M	-	0-2	-	0-2
Texas A&M-Corpus Christi	4-2	2-4	-	6-6
Texas State	6-5	7-2	-	13-7
Texas Tech	-	0-2	-	0-2
Tulsa	1-2	0-2	-	1-4
Sam Houston State	9-0	8-1	-	17-1
Stephen F. Austin	4-3	2-5	0-1	6-9
Southeastern Louisiana	9-1	6-2	-	15-3
UT Arlington	7-2	4-5	2-1	13-8







**Lubomyr Lichonczak | Associate Head Coach | Ninth Season | Idaho '78**

Lubomyr "Luby" Lichonczak enters his seventh season as associate head coach and ninth overall at UTSA. He serves as the scouting coordinator and team academic liaison and assists with scheduling and recruiting. He also coaches the post players.

Lichonczak concluded his 31st year of collegiate coaching last season. He was instrumental in helping UTSA win back-to-back Southland Tournament Championships and NCAA Tournament appearances in 2008 and 2009. Lichonczak also played an important role in helping UTSA capture its second Southland Regular Season Championship in 2009. The Runners also posted consecutive 20-win seasons (2007-08 and 2008-09), including a school-record 24 in 2008-09.

He served as an assistant coach for the Women's National Basketball Association (WNBA) Washington Mystics during the 2009 season and as an advance scout for the San Antonio Silver Stars in 2010. During his stay with the Mystics, he guided the team to a 16-18 record and earned the No. 4 seed of the WNBA Eastern Conference Playoffs. Lichonczak also helped lead the Mystics to the WNBA playoffs for the first time since 2006.

During summer 2007, he was an assistant coach for the Nigerian national team, where mentored former UTSA standout Vivian Ewalefo. Lichonczak also served as an advance scout for the WNBA Indiana Fever and Minnesota Lynx.

Lichonczak began his head coaching career at Radford from 1990-2001, where he guided the Highlanders to

six Big South Conference titles and three NCAA Tournament appearances. In 1992, he was named the Big South Conference Coach of the Year after leading his team to an impressive 20-9 overall record and an 11-1 league ledger. During his 11-year stint at Radford, Lichonczak tallied a 159-157 record (.503) and a Big South mark of 99-59 (.627).

Lichonczak also served as an assistant coach at Ohio State for five seasons where he helped guide the Buckeyes to four Big Ten Conference titles. He also has served as an assistant coach at Texas A&M, Old Dominion and Idaho.

At Texas A&M, he worked with current UTSA Athletics Director Lynn Hickey from 1987-90, serving as the scouting and recruiting coordinator and assisting with floor coaching responsibilities. At Old Dominion, he helped lead the Monarchs to the Sun Belt Conference title in 1987 and the NCAA Tournament. At Ohio State, he helped the Buckeyes win the Big Ten Conference Championship four consecutive years from 1982-85. Lichonczak began his coaching career at his alma mater Idaho. The Vandals were AIAW Division II Tournament participants in 1980. He served as associate head coach at Colorado State from 2001-02 and helped the team win the Mountain West Regular Season Championship and earned a trip the 2002 NCAA Tournament.

Lichonczak received his master's degree in athletics administration from Ohio State in 1985 and is married to Maryann and they have a son, Yov, and daughter, Nika.





Tai Dillard | Assistant Coach | Fourth Season | Texas '03

Former Texas Longhorns and San Antonio Silver Stars standout Tai Dillard enters her fourth season as an assistant coach at UTSA. Her primary duties include recruiting, working with the guards, scouting and organizing summer camps.

Since her hiring in 2007, the UTSA program has enjoyed success with back-to-back Southland Conference Tournament Championships and consecutive trips to the NCAA Tournament (2008 and 2009), two 20-win seasons and one Southland Regular Season Title in 2009.

In Dillard's short tenure, nine Roadrunners have garnered All-Southland postseason awards, including three first-teamers. She was vital in helping former standout Monica Gibbs become the UTSA's all-time assists and rebounding leader, a three-time all-conference performer and the Southland Player of the Year and the league's Defensive Player of the Year in 2009.

Dillard, a San Antonio native, began her coaching career as a head cross country and assistant basketball and track & field coach at Sam Houston High School. She also served as a physical education teacher.

Dillard brings a tremendous amount of collegiate and professional playing experience to UTSA. She was a four-year letterwinner at Texas from 1999-2003. During her four-year stay, she helped the Longhorns register a 92-42 record, which translated to a .687 winning percentage, and four straight trips to the NCAA Tournament, including to the 2003 NCAA Women's Final Four. In her final campaign at Texas, Dillard started 34 games and averaged 7.6 points and 4.7 rebounds per contest and helped the Longhorns to a 29-6 overall record and a 15-1 Big 12 Conference mark. That same year, UT swept the league with the regular season title

and tournament championship. Dillard was a two-time Big 12 All-Academic honoree.

Professionally, Dillard appeared in 57 games for the San Antonio Silver Stars from 2003-05, had a short stint in the National Women's Basketball League (NWBL) with the Houston Stealth in 2004 and played overseas in the Israeli Premier Basketball League for the Macabbi Tel Kabir from 2004-05.

Dillard earned her bachelor's degree in kinesiology in 2003 and currently working on her master's in education administration.





**Koty Cowgill | Assistant Coach | Sixth Season | Briar Cliff '04**

Koty Cowgill enters his third year as an assistant coach at UTSA. He previously served three seasons as the team's Director of Operations from 2005-08.


Cowgill handles recruiting and works with the guards and post players. He also oversees scouting for the Roadrunners.

In his first season, the Roadrunners repeated as Southland Conference Tournament Champions and returned back to the NCAA Tournament a year later. UTSA also claimed a share of the regular season crown with a 14-2 record. Cowgill helped the Roadrunners post their second consecutive 20-win season (school-record 24 victories). He also was instrumental in the Roadrunners' offensive production, as all five starters averaged in double-figures during the 2008-09 season.

Under Cowgill, sophomore Whitney York bolstered her offensive production from 9.6 points per game in 2007-08 to a career-high 15.0 points per contest last season and she garnered second-team All-Southland honors. Meanwhile, freshman Judy Jones was tabbed second-team all-conference after averaging 10.6 points and 6.8 rebounds per game during her rookie campaign.

Cowgill played collegiate at Briar Cliff University from 2000-04, where he collected Academic All-America honors. He received his bachelor's degree in physical education.

Cowgill resides in San Antonio with his wife, Mariah, and two sons, Camden and Kaden. His sister, KC, is UTSA's Director of Operations.





**KC Cowgill | Director of Operations | Second Season | Missouri State '06**

A former standout player at Nebraska and Missouri State, KC Cowgill enters her second season as director of operations. The Grand Island, Neb., native is in charge of team travel, film exchange, community service outings and oversees student managers.

Cowgill was an assistant coach at Western Illinois during the 2008-09 season. Her responsibilities included working with the guards, recruiting, scouting and team travel. She was instrumental in working with Amanda Walker, who earned honorable mention All-Summit League honors in 2009.

Prior to Western Illinois, she spent two seasons (2006-08) as an assistant coach at Centenary College. Cowgill also served as an assistant coach with Kickapoo High School in Springfield, Mo., in 2006.

Cowgill was a two-year letterwinner at Missouri State in 2003-05, where she appeared in 65 games with 12 starts and was named team co-captain her last two seasons. She was part of the Bears' squad that won the Missouri Valley Conference Championship and the WNIT Tournament in 2005. She was tabbed Missouri Valley Newcomer of the Year, while leading her squad to a regular season and

tournament conference championship and a NCAA appearance in 2004.

During the 2004-05 season, she led the nation in three-point shooting percentage (.532, 74-139) and was second in the country in 2003-04 (.471, 65-138). Cowgill is Missouri State's all-time leader in 3-point field goal percentage at 50.2 percent (139-277).

Before joining the Bears, Cowgill played her first two collegiate seasons at Nebraska where she was named team captain in 2001-02. She played in 47 contests, while making 22 starts for the Cornhuskers. In her two-year stint, Cowgill scored 271 points and collected 109 rebounds.

A 2000 graduate of Grand Island Catholic Central High School, Cowgill excelled in three sports and was named Nebraska's Athlete of the Year in 1999-2000. During that year, she was named to Nebraska's Super State First Team in basketball. Cowgill is also the state's second all-time leading scorer.

Cowgill is the younger sister of current assistant coach Koty Cowgill.

## Support Staff



**Brenna Ellis**  
Athletic Trainer



**Tito Carillo**  
Student Manager



**Will Grove**  
Student Manager



**Bryan Logan**  
Student Manager



**Marquesha Moore**  
Student Manager





# DR. RICARDO ROMO

## UNIVERSITY PRESIDENT

### 12TH YEAR

### (TEXAS)

**R**icardo Romo became the fifth president of The University of Texas at San Antonio in May 1999. As President, he leads one of the fastest-growing institutions of higher education in Texas and the nation. UTSA, under his leadership, is now poised to become the state's next premier research university. President Romo has led strategic efforts to enhance both access to education and excellence in scholarship and service at the University.

During President Romo's tenure, UTSA's enrollment has grown 53%, and the University has added numerous programs and facilities to enhance student life. The number of doctoral degree programs has increased from three to 21. He also has implemented new student support programs designed to help students succeed at earning a university degree. The number of advisers has tripled, and UTSA, with nearly 29,000 students in 2009, is recognized as a leader in "Closing the Gaps," a statewide initiative by the Legislature to enroll more Texans in higher education.

A native of San Antonio's West Side, President Romo graduated from Fox Tech High School and attended The University of Texas at Austin on a track scholarship. He served as captain of the track and cross-country team and earned All-American honors in 1966. Romo was the first Texan to run the mile in less than four minutes, and his mile record lasted 41 years.

He earned a B.S. degree in education (1967), a master's degree in history from Loyola Marymount University (1970) and a Ph.D. in history from UCLA (1975). A nationally respected urban historian, Romo is the author of "East Los Angeles: History of a Barrio," which is now in its ninth printing (one in Spanish).

Romo began his career as a social studies coordinator in the Los Angeles public schools in 1967. He taught as an assistant professor at California State University at Northridge (1970-1973) then at UC San Diego (1973-1980). In 1980, he returned to UT Austin to teach history. Prior to joining UTSA, Romo served at UT Austin as Vice Provost for Undergraduate Education (1993-1999).

Romo serves on nearly 20 boards, many of them in San Antonio. He is active on several museum boards and is especially proud of his work with the United Way. In December 2004, Secretary of State Colin Powell appointed Romo as a U.S. representative to the United Nations Educational Scientific and Cultural Organization. In January



**Members of the 2001 San Antonio Sports Hall of Fame Class from left to right: Robert Quiroga, Rudy Davalos, Nelson Wolff and Dr. Ricardo Romo**

2005, Romo was appointed to the board of directors of the Federal Reserve Bank of Dallas, San Antonio branch, and was reappointed in 2007. He was elected chairman of the board for the San Antonio Hispanic Chamber of Commerce (the largest U.S. Hispanic Chamber organization) for 2006. In 2007, Governor Rick Perry appointed Romo to serve on the Commission for College Ready Texas.

Romo has received many honors during his academic career. In 2006, Romo was honored by the UT Austin Friar Society as Outstanding Friar Alumnus. In November 2007, he was recognized with the Isabella Catalica award, the highest award given to non-Spanish subjects, bestowed upon him by King Juan Carlos of Spain. In October 2008, Romo received the Distinguished Alumnus Award from the Texas Exes Alumni Association.

President Romo is married to Dr. Harriett Romo, a Professor of Sociology at UTSA. She also serves as Director of UTSA's Mexico Center and the Bank of America Child and Adolescent Policy Research Institute (CAPRI). They have one son, Carlos, who earned degrees from Stanford University and The University of Texas School of Law. Their daughter, Anadelia, a graduate of Princeton University, received a doctoral degree from Harvard University and presently teaches at Texas State University.





# LYNN HICKEY

**DIRECTOR OF ATHLETICS**

**11TH YEAR**

**(OUACHITA BAPTIST)**

**L**ynn Hickey has made student-athlete welfare one of her top priorities as she continues to work to bring the UTSA Athletics Department to the upper echelon of the NCAA Division I standings.

Under Hickey's direction the last 10 years, UTSA has claimed three Southland Conference all-sports championships while consistently winning both team and individual awards in all 17 sports sponsored by the university. On Dec. 18, 2008, UTSA's Athletics Initiative Business Plan was approved by the UT System Board of Regents, granting permission to start a football program. Hickey made a splash with the hiring of the first-ever head football coach, as two-time National Coach of the Year Larry Coker was introduced on March 6, 2009.

Hickey has led the charge for UTSA and its hosting of numerous NCAA Championship events. Since her arrival on campus, UTSA has served as host institution for the 2001 NCAA Men's Basketball Midwest Regional, 2002 Women's Final Four, 2003 Men's Basketball South Regional, 2004 Men's Final Four, 2005 Women's Volleyball Championship, 2006 Women's Basketball South Regional, 2007 Men's Basketball South Regional, 2008 Men's Final Four and 2010 Women's Final Four. It will serve as host for the 2011 Men's Basketball Southwest Regional and 2011 Women's Volleyball Championship. When the calendar is turned to 2012, UTSA will have hosted 14 NCAA Championship events in a 15-year period.

In 2007, Hickey was named to the NCAA Division I Men's Basketball Committee, one of the most prestigious appointments in all of collegiate athletics. The 10-member committee oversees administration of the NCAA Division I Men's Basketball Championship, including the selection and seeding of teams for the tournament. Hickey became just the second female ever selected to the committee, joining UNC Charlotte Athletics Director Judy Rose, who served from 1999-2003.

Hickey has been honored nationally for her hard work at UTSA. She was named the National Association of Collegiate Women Athletics Administrators 2005 Division I-AAA Administrator of the Year. Hickey earned her second national award in June 2006 as the National Association of Collegiate Directors of Athletics (NACDA)/GeneralSports TURF Systems Division I-AAA West Region AD of the Year (ADYO). She also was selected to and completed the Masters Leadership Program of San Antonio and Bexar County.

"UTSA is very fortunate to have an athletic leader with both the administrative and coaching experience of Lynn Hickey," UTSA President Dr. Ricardo Romo said. "Lynn not only is a leader who can take our athletic program to the next level, but she is also well

respected nationally and serves as an excellent role model for all student-athletes at this university."

In serving as the fourth athletics director in UTSA history, Hickey assumed the lead athletics role at one of the youngest NCAA Division I universities in the country (UTSA began athletic competition in 1981). The only female Division I athletics director that oversees both men's and women's sports in the state of Texas, she served as President of the Southland Conference from 2002-04 and as the SLC's representative to the NCAA Championship/Competition Cabinet.

"It has been an exciting time," said Hickey, who served on the Women's Basketball Rules Committee from 2003-06, the last two as Chair. "We have made some good strides to bring the program to prominence nationally. San Antonio is an outstanding city and is a tremendous asset to the unlimited potential of the UTSA athletics program."

Hickey came to San Antonio from Texas A&M University, where she served as senior associate athletic director/senior woman administrator since 1994. At Texas A&M, her responsibilities included event management and marketing and promotions for 16 of the university's 19 Division I sports. She also represented the Big 12 Conference as a member of the NCAA Championship Cabinet.

From 1984-94, Hickey served as head women's basketball coach for Texas A&M. She directed the 1993-94 Aggies basketball team to the NCAA Tournament Sweet 16, becoming the lowest-seeded team to ever reach that milestone. Texas A&M finished the year ranked No. 19 in the CNN/USA Today Top 25 poll. Following the season, Hickey relinquished her coaching duties to accept the promotion to senior associate athletic director. She finished her coaching career with an overall mark of 279-167 in 15 years of collegiate coaching.

Before her stint at A&M, Hickey was head women's basketball coach at Kansas State University from 1979-84. She averaged more than 23 wins per season in posting a 125-39 (.762) record over five years and led the Wildcats to five consecutive NCAA Tournament berths. She was inducted into the Kansas State Athletics Hall of Fame in September 2004.

A native of Welch, Okla., Hickey graduated summa cum laude from Ouachita Baptist University in Arkadelphia, Ark., with a bachelor's degree in education. She was an All-American for OBU's nationally-ranked basketball team and a member of the USA National Team in 1973. Hickey and her husband, Bill, have one daughter, Lauren Nicole.



# *Opponents*



## Our Lady of the Lake

6 p.m. • Nov. 12  
Convocation Center  
Series History: first meeting

Location \_\_\_\_\_ San Antonio, Texas  
Founded \_\_\_\_\_ 1895  
Enrollment \_\_\_\_\_ 2,751  
President \_\_\_\_\_ Dr. Tessa Martinez Pollack  
Athletics Director \_\_\_\_\_ Jack Hank  
Nickname \_\_\_\_\_ Saints  
Conference \_\_\_\_\_ Red River Athletic  
Arena (capacity) \_ Mabee Gymnasium (1,600)  
Website \_\_\_\_\_ [ollusaintsathletics.com](http://ollusaintsathletics.com)  
2009-10 overall record \_\_\_\_\_ 17-15  
2009-10 conf. record \_\_\_\_\_ 12-8  
Starters R/L \_\_\_\_\_ 3/2  
Letterwinners R/L \_\_\_\_\_ 8/6  
Head Coach \_\_\_\_\_ Rusty Kennedy  
Alma Mater (year) \_\_\_ Oklahoma Wesleyan  
Career Record (years) \_\_\_\_\_ 174-132 (10)  
Record at school (years) \_\_\_\_\_ first season  
Assistant Coaches \_\_\_\_\_ Christopher Minner  
\_\_\_\_\_ Randy Gibbons  
Basketball SID \_\_\_\_\_ Patty Constantin  
Office Phone \_\_\_\_\_ 210.434.6711 ext. 2373  
E-mail \_\_\_\_\_ [plconstantin@lake.ollusa.edu](mailto:plconstantin@lake.ollusa.edu)  
SID fax \_\_\_\_\_ 210.431.3964  
Press row phone \_\_\_\_\_ N/A

## Tulsa

7 p.m. • Nov. 26  
Convocation Center  
Series History: Tulsa leads, 5-2  
Last Meeting: UTSA, 63-54 (1/5/09)

Location \_\_\_\_\_ Tulsa, Okla.  
Founded \_\_\_\_\_ 1894  
Enrollment \_\_\_\_\_ 4,165  
President \_\_\_\_\_ Dr. Steadman Upham  
Athletics Director \_\_\_\_\_ Bubba Cunningham  
Nickname \_\_\_\_\_ Golden Hurricane  
Conference \_\_\_\_\_ Conference USA  
Arena (capacity) \_\_\_ Reynolds Center (8,355)  
Website \_\_\_\_\_ [tulсахurricane.com](http://tulсахurricane.com)  
2009-10 overall record \_\_\_\_\_ 12-16  
2009-10 conf. record \_\_\_\_\_ 6-10  
Starters R/L \_\_\_\_\_ 3/2  
Letterwinners R/L \_\_\_\_\_ 9/3  
Head Coach \_\_\_\_\_ Charlene Thomas-Swinson  
Alma Mater (year) \_\_\_\_\_ Auburn (1992)  
Career Record (years) \_\_\_\_\_ 91-144 (8)  
Record at school (years) \_\_\_\_\_ 67-83 (5)  
Assistant Coaches \_\_\_\_\_ Sharon Allen,  
\_\_\_\_\_ Chandra Dorsey, Aaron Swinson  
Basketball SID \_\_\_\_\_ Stephanie Hall  
Office Phone \_\_\_\_\_ 918.631.2163  
E-mail \_\_\_\_\_ [stephanie-hall@utulsa.edu](mailto:stephanie-hall@utulsa.edu)  
SID fax \_\_\_\_\_ 918.631.3913  
Press row phone \_\_\_\_\_ 918.631.5400 or 5401

## TCU

2 p.m. • Nov. 19  
Convocation Center  
Series History: TCU leads, 2-0  
Last Meeting: TCU, 73-60 (11/16/08)

Location \_\_\_\_\_ Ft. Worth, Texas  
Founded \_\_\_\_\_ 1873  
Enrollment \_\_\_\_\_ 8,865  
President \_\_\_\_\_ Dr. Victor Boschini, Jr.  
Athletics Director \_\_\_\_\_ Chris Del Conte  
Nickname \_\_\_\_\_ Lady Frogs  
Conference \_\_\_\_\_ Mountain West  
Arena (capacity) \_ Daniel-Meyer Coliseum (7,201)  
Website \_\_\_\_\_ [gofrogs.com](http://gofrogs.com)  
2009-10 overall record \_\_\_\_\_ 22-9  
2009-10 conf. record \_\_\_\_\_ 12-4  
Starters R/L \_\_\_\_\_ 4/1  
Letterwinners R/L \_\_\_\_\_ 8/3  
Head Coach \_\_\_\_\_ Jeff Mittie  
Alma Mater (year) \_ Missouri Western (1989)  
Career Record (years) \_\_\_\_\_ 389-174 (18)  
Record at school (years) \_\_\_\_\_ 238-115 (11)  
Assistant Coaches \_\_\_\_\_ Brian Ostermann  
\_\_\_\_\_ Tonya Haut, Tricia Davern  
Basketball SID \_\_\_\_\_ Andy Anderson  
Office Phone \_\_\_\_\_ 817.257.7969  
E-mail \_\_\_\_\_ [a.anderson2@tcu.edu](mailto:a.anderson2@tcu.edu)  
SID fax \_\_\_\_\_ 817.257.7964  
Press row phone \_\_\_\_\_ 817.257.7337

## Davidson

5 p.m. • Nov. 27  
Convocation Center  
Series History: UTSA leads, 1-0  
Last Meeting: UTSA, 75-69 (12/3/05)

Location \_\_\_\_\_ Davidson, N.C.  
Founded \_\_\_\_\_ 1837  
Enrollment \_\_\_\_\_ 1,800  
President \_\_\_\_\_ Tom Ross  
Athletics Director \_\_\_\_\_ Jim Murphy  
Nickname \_\_\_\_\_ Wildcats  
Conference \_\_\_\_\_ Southern  
Arena (capacity) \_\_\_\_\_ Belk Arena (5,223)  
Website \_\_\_\_\_ [davidsonwildcats.com](http://davidsonwildcats.com)  
2009-10 overall record \_\_\_\_\_ 14-15  
2009-10 conf. record \_\_\_\_\_ 12-8  
Starters R/L \_\_\_\_\_ 2/3  
Letterwinners R/L \_\_\_\_\_ 9/3  
Head Coach \_\_\_\_\_ Michele Savage  
Alma Mater (year) \_\_\_\_\_ Northwestern (1993)  
Career Record (years) \_\_\_\_\_ first season  
Record at school (years) \_\_\_\_\_ first season  
Assistant Coaches \_\_\_\_\_ Mary Ciuk,  
\_\_\_\_\_ Jamie Thomatis, Kira Mowen  
Basketball SID \_\_\_\_\_ Gavin McFarlin  
Office Phone \_\_\_\_\_ 704.894.2635  
E-mail \_\_\_\_\_ [gamcfarlin@davidson.edu](mailto:gamcfarlin@davidson.edu)  
SID fax \_\_\_\_\_ 704.894.2636  
Press row phone \_\_\_\_\_ N/A

## SMU

2 p.m. • Nov. 21  
Convocation Center  
Series History: SMU leads, 7-2  
Last Meeting: SMU, 74-72 (1/2/08)

Location \_\_\_\_\_ Dallas, Texas  
Founded \_\_\_\_\_ 1911  
Enrollment \_\_\_\_\_ 10,981  
President \_\_\_\_\_ Dr. R. Gerald Turner  
Athletics Director \_\_\_\_\_ Steve Orsini  
Nickname \_\_\_\_\_ Mustangs  
Conference \_\_\_\_\_ Conference USA  
Arena (capacity) \_ Moody Coliseum (8,998)  
Website \_\_\_\_\_ [smumustangs.com](http://smumustangs.com)  
2009-10 overall record \_\_\_\_\_ 20-11  
2009-10 conf. record \_\_\_\_\_ 10-6  
Starters R/L \_\_\_\_\_ 2/3  
Letterwinners R/L \_\_\_\_\_ 9/4  
Head Coach \_\_\_\_\_ Rhonda Rompola  
Alma Mater (year) \_\_\_\_\_ SMU (1983)  
Career Record (years) \_\_\_\_\_ 352-220 (19)  
Record at school (years) \_\_\_\_\_ 352-220 (19)  
Assistant Coaches \_\_\_\_\_ Lisa Dark  
\_\_\_\_\_ Deneen Parker, Danny Hughes  
Basketball SID \_\_\_\_\_ Daniel Beach  
Office Phone \_\_\_\_\_ 214.768.1054  
E-mail \_\_\_\_\_ [dbeach@smu.edu](mailto:dbeach@smu.edu)  
SID fax \_\_\_\_\_ 214.768.2044  
Press row phone \_\_\_\_\_ 214.768.7742

## Texas Tech

7 p.m. • Dec. 1  
United Spirit Arena  
Series History: Texas Tech leads, 10-0  
Last Meeting: TTU, 66-58 (11/10/06)

Location \_\_\_\_\_ Lubbock, Texas  
Founded \_\_\_\_\_ 1923  
Enrollment \_\_\_\_\_ 30,049  
President \_\_\_\_\_ Dr. Guy Bailey  
Athletics Director \_\_\_\_\_ Gerald Meyers  
Nickname \_\_\_\_\_ Lady Raiders  
Conference \_\_\_\_\_ Big 12  
Arena (capacity) \_ United Spirit Arena (15,050)  
Website \_\_\_\_\_ [goladyraiders.com](http://goladyraiders.com)  
2009-10 overall record \_\_\_\_\_ 18-15  
2009-10 conf. record \_\_\_\_\_ 5-11  
Starters R/L \_\_\_\_\_ 3-2  
Letterwinners R/L \_\_\_\_\_ 8/3  
Head Coach \_\_\_\_\_ Kristy Curry  
Alma Mater (year) \_\_\_\_\_ Northeast Louisiana (1988)  
Career Record (years) \_\_\_\_\_ 245-113 (11)  
Record at school (years) \_\_\_\_\_ 66-62 (4)  
Assistant Coaches \_\_\_\_\_ Kelly Curry,  
\_\_\_\_\_ Brooke Stoehr, Shereka Wright  
Basketball SID \_\_\_\_\_ Tammi Hoffman  
Office Phone \_\_\_\_\_ 806.742.2770  
E-mail \_\_\_\_\_ [tammi.hoffman@ttu.edu](mailto:tammi.hoffman@ttu.edu)  
SID fax \_\_\_\_\_ 806.742.1970  
Press row phone \_\_\_\_\_ 806.742.6688





## Houston

7 p.m. • Dec. 7

Hofheinz Pavillion

**Series History: Houston leads, 16-0**  
**Last Meeting: Houston, 74-53 (12/7/09)**

Location \_\_\_\_\_ Houston, Texas  
 Founded \_\_\_\_\_ 1927  
 Enrollment \_\_\_\_\_ 36,098  
 President \_\_\_\_\_ Dr. Renu Khator  
 Athletics Director \_\_\_\_\_ Mack Rhoades  
 Nickname \_\_\_\_\_ Cougars  
 Conference \_\_\_\_\_ Conference USA  
 Arena (capacity) \_\_\_\_\_ Hofheinz Pavillion (8,479)  
 Website \_\_\_\_\_ [uhcougars.com](http://uhcougars.com)  
 2009-10 overall record \_\_\_\_\_ 17-15  
 2009-10 conf. record \_\_\_\_\_ 10-6  
 Starters R/L \_\_\_\_\_ 5/0  
 Letterwinners R/L \_\_\_\_\_ 9/1  
 Head Coach \_\_\_\_\_ Todd Buchaman  
 Alma Mater (year) \_\_\_\_\_ Murray State (1995)  
 Career Record (years) \_\_\_\_\_ 99-101 (8)  
 Record at school (years) \_\_\_\_\_ first season  
 Assistant Coaches \_\_\_\_\_ Wade Scott  
 \_\_\_\_\_ Tari Cummings, Ravon Justice  
 Basketball SID \_\_\_\_\_ Kyle Seay  
 Office Phone \_\_\_\_\_ 713.743.9391  
 E-mail \_\_\_\_\_ [kseay@central.uh.edu](mailto:kseay@central.uh.edu)  
 SID fax \_\_\_\_\_ 713.743.9411  
 Press row phone \_\_\_\_\_ 713.743.9414

## St. Bonaventure

7 p.m. • Dec. 21

Convocation Center

**Series History: first meeting**

Location \_\_\_\_\_ St. Bonaventure, N.Y.  
 Founded \_\_\_\_\_ 1858  
 Enrollment \_\_\_\_\_ 2,000  
 President \_\_\_\_\_ Sister Margaret Carney  
 Athletics Director \_\_\_\_\_ Steve Watson  
 Nickname \_\_\_\_\_ Bonnies  
 Conference \_\_\_\_\_ Atlantic 10  
 Arena (capacity) \_\_\_\_\_ Reilly Center (5,480)  
 Website \_\_\_\_\_ [gobonnies.com](http://gobonnies.com)  
 2009-10 overall record \_\_\_\_\_ 23-10  
 2009-10 conf. record \_\_\_\_\_ 9-5  
 Starters R/L \_\_\_\_\_ 3/2  
 Letterwinners R/L \_\_\_\_\_ 8/4  
 Head Coach \_\_\_\_\_ Jim Crowley  
 Alma Mater (year) \_\_\_\_\_ Keuka (1993)  
 Career Record (years) \_\_\_\_\_ 172-200 (13)  
 Record at school (years) \_\_\_\_\_ 133-162 (10)  
 Assistant Coaches \_\_\_\_\_ Jesse Flemming,  
 \_\_\_\_\_ Kate Achter, Priscilla Edwards  
 Basketball SID \_\_\_\_\_ Jason McBain  
 Office Phone \_\_\_\_\_ 716.375.4019  
 E-mail \_\_\_\_\_ [jmcbain@sbu.edu](mailto:jmcbain@sbu.edu)  
 SID fax \_\_\_\_\_ 716.375.2383  
 Press row phone \_\_\_\_\_ N/A

## LSU

Noon • Dec. 16

Pete Marvich Center

**Series History: first meeting**

Location \_\_\_\_\_ Baton Rouge, La.  
 Founded \_\_\_\_\_ 1860  
 Enrollment \_\_\_\_\_ 27,992  
 President \_\_\_\_\_ Dr. John V. Lombardi  
 Athletics Director \_\_\_\_\_ Joe Avella  
 Nickname \_\_\_\_\_ Lady Tigers  
 Conference \_\_\_\_\_ Southeastern  
 Arena (capacity) \_\_\_\_\_ Pete Marvich Center (13,472)  
 Website \_\_\_\_\_ [lsusports.net](http://lsusports.net)  
 2009-10 overall record \_\_\_\_\_ 21-10  
 2009-10 conf. record \_\_\_\_\_ 9-7  
 Starters R/L \_\_\_\_\_ 4-1  
 Letterwinners R/L \_\_\_\_\_ 11/1  
 Head Coach \_\_\_\_\_ Van Chancellor  
 Alma Mater (year) \_\_\_\_\_ Mississippi State (1965)  
 Career Record (years) \_\_\_\_\_ 510-181 (22)  
 Record at school (years) \_\_\_\_\_ 71-27 (3)  
 Assistant Coaches \_\_\_\_\_ Bob Starkey  
 \_\_\_\_\_ Travis Mays, Joni Crenshaw  
 Basketball SID \_\_\_\_\_ Bill Martin  
 Office Phone \_\_\_\_\_ 225.578.8204  
 E-mail \_\_\_\_\_ [wmarti4@lsu.edu](mailto:wmarti4@lsu.edu)  
 SID fax \_\_\_\_\_ 225.578.1861  
 Press row phone \_\_\_\_\_ 225.578.8226

## San Diego State

7 p.m. • Dec. 28

Viejas Arena

**Series History: SDSU leads, 1-0**  
**Last Meeting: SDSU, 91-42 (12/28/01)**

Location \_\_\_\_\_ San Diego, Calif.  
 Founded \_\_\_\_\_ 1897  
 Enrollment \_\_\_\_\_ 32,396  
 President \_\_\_\_\_ Dr. Stephen Weber  
 Athletics Director \_\_\_\_\_ Jim Sterk  
 Nickname \_\_\_\_\_ Aztecs  
 Conference \_\_\_\_\_ Mountain West  
 Arena (capacity) \_\_\_\_\_ Viejas Arena (12,414)  
 Website \_\_\_\_\_ [goaztecs.com](http://goaztecs.com)  
 2009-10 overall record \_\_\_\_\_ 23-11  
 2009-10 conf. record \_\_\_\_\_ 10-6  
 Starters R/L \_\_\_\_\_ 3/2  
 Letterwinners R/L \_\_\_\_\_ 6/5  
 Head Coach \_\_\_\_\_ Beth Burns  
 Alma Mater (year) \_\_\_\_\_ Ohio Wesleyan (1979)  
 Career Record (years) \_\_\_\_\_ 312-220 (18)  
 Record at school (years) \_\_\_\_\_ 231-155 (13)  
 Assistant Coaches \_\_\_\_\_ Mark Trakh  
 \_\_\_\_\_ Jualeah Woods, Jorge Cerna  
 Basketball SID \_\_\_\_\_ Peggy Curtin  
 Office Phone \_\_\_\_\_ 619.594.2576  
 E-mail \_\_\_\_\_ [mcurtin@mail.sdsu.edu](mailto:mcurtin@mail.sdsu.edu)  
 SID fax \_\_\_\_\_ 610.582.6541  
 Press row phone \_\_\_\_\_ 610.265.5853

## Kansas State

6 p.m. • Dec. 20

Convocation Center

**Series History: KSU leads, 3-0**  
**Last Meeting: KSU, 59-55 (12/21/09)**

Location \_\_\_\_\_ Manhattan, Kan.  
 Founded \_\_\_\_\_ 1863  
 Enrollment \_\_\_\_\_ 23,556  
 President \_\_\_\_\_ Dr. Kirk Shulz  
 Athletics Director \_\_\_\_\_ John Currie  
 Nickname \_\_\_\_\_ Wildcats  
 Conference \_\_\_\_\_ Big 12  
 Arena (capacity) \_\_\_\_\_ Bramlage Coliseum (12,528)  
 Website \_\_\_\_\_ [k-statesports.com](http://k-statesports.com)  
 2009-10 overall record \_\_\_\_\_ 14-18  
 2009-10 conf. record \_\_\_\_\_ 5-11  
 Starters R/L \_\_\_\_\_ 3/2  
 Letterwinners R/L \_\_\_\_\_ 8/2  
 Head Coach \_\_\_\_\_ Deb Patterson  
 Alma Mater (year) \_\_\_\_\_ Rockford College (1979)  
 Career Record (years) \_\_\_\_\_ 279-164 (14)  
 Record at school (years) \_\_\_\_\_ 279-164 (14)  
 Assistant Coaches \_\_\_\_\_ Kamie Etheridge,  
 \_\_\_\_\_ Kelly Moylan, Shalee Lehning  
 Basketball SID \_\_\_\_\_ Randy Peterson  
 Office Phone \_\_\_\_\_ 785.532.7975  
 E-mail \_\_\_\_\_ [rspete12@kstatesports.com](mailto:rspete12@kstatesports.com)  
 SID fax \_\_\_\_\_ 785.532.6093  
 Press row phone \_\_\_\_\_ 785.539.3423

## Drexel

TBA • Dec. 30

Viejas Arena

**Series History: first meeting**

Location \_\_\_\_\_ Philadelphia, Pa.  
 Founded \_\_\_\_\_ 1891  
 Enrollment \_\_\_\_\_ 21,537  
 President \_\_\_\_\_ John A. Fry  
 Athletics Director \_\_\_\_\_ Dr. Eric Zillmer  
 Nickname \_\_\_\_\_ Dragons  
 Conference \_\_\_\_\_ Colonial Athletics Association  
 Arena (capacity) \_\_\_\_\_ Daskalakis Center (2,532)  
 Website \_\_\_\_\_ [drexeldragons.com](http://drexeldragons.com)  
 2009-10 overall record \_\_\_\_\_ 17-14  
 2009-10 conf. record \_\_\_\_\_ 11-7  
 Starters R/L \_\_\_\_\_ 4/2  
 Letterwinners R/L \_\_\_\_\_ 5/3  
 Head Coach \_\_\_\_\_ Denise Dillon  
 Alma Mater (year) \_\_\_\_\_ Villanova (1996)  
 Career Record (years) \_\_\_\_\_ 113-98 (7)  
 Record at school (years) \_\_\_\_\_ 113-98 (7)  
 Assistant Coaches \_\_\_\_\_ Amy Mallon  
 \_\_\_\_\_ Melissa Dunne, James Clark, Stacy McCollough  
 Basketball SID \_\_\_\_\_ Britt Faulstick  
 Office Phone \_\_\_\_\_ 215.895.6895  
 E-mail \_\_\_\_\_ [bef29@drexel.edu](mailto:bef29@drexel.edu)  
 SID fax \_\_\_\_\_ 215.895.2038  
 Press row phone \_\_\_\_\_ 215.895.2041



## Texas A&M

TBA • Dec. 30

Viejas Arena

Series History: TAMU leads, 10-4

Last Meeting: TAMU, 91-52 (3/22/08)

Location \_\_\_\_\_ College Station, Texas  
 Founded \_\_\_\_\_ 1872  
 Enrollment \_\_\_\_\_ 48,702  
 President \_\_\_\_\_ Dr. R. Bowen Loftin  
 Athletics Director \_\_\_\_\_ Bill Byrne  
 Nickname \_\_\_\_\_ Aggies  
 Conference \_\_\_\_\_ Big 12  
 Arena (capacity) \_\_\_\_\_ Reed Arena (12,292)  
 Website \_\_\_\_\_ [aggieathletics.com](http://aggieathletics.com)  
 2009-10 overall record \_\_\_\_\_ 26-8  
 2009-10 conf. record \_\_\_\_\_ 10-6  
 Starters R/L \_\_\_\_\_ 3/2  
 Letterwinners R/L \_\_\_\_\_ 12/4  
 Head Coach \_\_\_\_\_ Gary Blair  
 Alma Mater (year) \_\_\_\_\_ Texas Tech (1972)  
 Career Record (years) \_\_\_\_\_ 563-237 (25)  
 Record at school (years) \_\_\_\_\_ 155-74 (7)  
 Assistant Coaches \_\_\_\_\_ Vic Schaefer  
 \_\_\_\_\_ Kelly Bond, Johnnie Harris  
 Basketball SID \_\_\_\_\_ Deanna Werner  
 Office Phone \_\_\_\_\_ 979.862.5443  
 E-mail \_\_\_\_\_ [dwerner@athletics.tamu.edu](mailto:dwerner@athletics.tamu.edu)  
 SID fax \_\_\_\_\_ 979.845.6825  
 Press row phone \_\_\_\_\_ 979.862.6944

## Sam Houston State

2 p.m. • Jan. 8

Johnson Coliseum

2 p.m. • Jan. 29

Convocation Center

Series History: UTSA leads, 32-13

Last Meeting: SHSU, 73-72(2OT) (2/20/10)

Location \_\_\_\_\_ Huntsville, Texas  
 Founded \_\_\_\_\_ 1879  
 Enrollment \_\_\_\_\_ 16,795  
 President \_\_\_\_\_ Dr. Dana Gibson  
 Athletics Director \_\_\_\_\_ Bobby Williams  
 Nickname \_\_\_\_\_ Bearkats  
 Conference \_\_\_\_\_ Southland  
 Arena (capacity) \_\_\_\_\_ Johnson Coliseum (6,100)  
 Website \_\_\_\_\_ [gobearkats.com](http://gobearkats.com)  
 2009-10 overall record \_\_\_\_\_ 11-18  
 2009-10 conf. record \_\_\_\_\_ 8-8  
 Starters R/L \_\_\_\_\_ 1/5  
 Letterwinners R/L \_\_\_\_\_ 4/8  
 Head Coach \_\_\_\_\_ Brenda Welch-Nichols  
 Alma Mater (year) \_\_\_\_\_ Sam Houston (1989)  
 Career Record (years) \_\_\_\_\_ 158-238 (15)  
 Record at school (years) \_\_\_\_\_ 26-90 (4)  
 Assistant Coaches \_\_\_\_\_ Jamene Caldwell  
 \_\_\_\_\_ Leslie Reinecker  
 Basketball SID \_\_\_\_\_ Paul Ridings  
 Office Phone \_\_\_\_\_ 936.294.1764  
 E-mail \_\_\_\_\_ [ridings@shsu.edu](mailto:ridings@shsu.edu)  
 SID fax \_\_\_\_\_ 936.294.3533  
 Press row phone \_\_\_\_\_ 936.294.1838

## Texas A&M-Corpus Christi

7 p.m. • Jan. 12

Convocation Center

7 p.m. • Feb. 23

American Bank Center

Series History: Series tied, 6-6

Last Meeting: UTSA, 58-37 (2/17/10)

Location \_\_\_\_\_ Corpus Christi, Texas  
 Founded \_\_\_\_\_ 1947  
 Enrollment \_\_\_\_\_ 10,000  
 President \_\_\_\_\_ Dr. Flavius Killebrew  
 Athletics Director \_\_\_\_\_ Tim Fitzpatrick  
 Nickname \_\_\_\_\_ Islanders  
 Conference \_\_\_\_\_ Southland  
 Arena (capacity) \_\_\_\_\_ American Bank Center (8,400)  
 Website \_\_\_\_\_ [goislanders.com](http://goislanders.com)  
 2009-10 overall record \_\_\_\_\_ 24-11  
 2009-10 conf. record \_\_\_\_\_ 12-4  
 Starters R/L \_\_\_\_\_ 2/3  
 Letterwinners R/L \_\_\_\_\_ 8/5  
 Head Coach \_\_\_\_\_ Robert Robinson  
 Alma Mater (year) \_\_\_\_\_ UT Arlington (1993)  
 Career Record (years) \_\_\_\_\_ 62-66 (4)  
 Record at school (years) \_\_\_\_\_ 62-66 (4)  
 Assistant Coaches \_\_\_\_\_ Deb Roof  
 \_\_\_\_\_ Kim Dowell, Geoff Grawn  
 Basketball SID \_\_\_\_\_ Josh Brown  
 Office Phone \_\_\_\_\_ 361.825.3411  
 E-mail \_\_\_\_\_ [joshua.brown@tamucc.edu](mailto:joshua.brown@tamucc.edu)  
 SID fax \_\_\_\_\_ 361.825.3218  
 Press row phone \_\_\_\_\_ 361.826.4972

## Stephen F. Austin

7 p.m. • Jan. 15

Johnson Coliseum

2 p.m. • Feb. 12

Convocation Center

Series History: SFA leads, 31-8

Last Meeting: SFA, 77-61 (3/6/10)

Location \_\_\_\_\_ Nacogdoches, La.  
 Founded \_\_\_\_\_ 1923  
 Enrollment \_\_\_\_\_ 12,845  
 President \_\_\_\_\_ Dr. Baker Pattillo  
 Athletics Director \_\_\_\_\_ Robert Hill  
 Nickname \_\_\_\_\_ Ladyjacks  
 Conference \_\_\_\_\_ Southland  
 Arena (capacity) \_\_\_\_\_ Johnson Coliseum (7,203)  
 Website \_\_\_\_\_ [sfajacks.cstv.com](http://sfajacks.cstv.com)  
 2009-10 overall record \_\_\_\_\_ 18-11  
 2009-10 conf. record \_\_\_\_\_ 13-3  
 Starters R/L \_\_\_\_\_ 4/1  
 Letterwinners R/L \_\_\_\_\_ 11/2  
 Head Coach \_\_\_\_\_ Brandon Schneider  
 Alma Mater (year) \_\_\_\_\_ Wayland Baptist (1995)  
 Career Record (years) \_\_\_\_\_ 306-72 (12)  
 Record at school (years) \_\_\_\_\_ first season  
 Assistant Coaches \_\_\_\_\_ Jodi Greve,  
 \_\_\_\_\_ Andy Majors, A'Quonesia Franklin  
 Basketball SID \_\_\_\_\_ Ben Rikard  
 Office Phone \_\_\_\_\_ 936.554.2077  
 E-mail \_\_\_\_\_ [rikardbenja@sfasu.edu](mailto:rikardbenja@sfasu.edu)  
 SID fax \_\_\_\_\_ 936.468.4635  
 Press row phone \_\_\_\_\_ 936.468.4635

## Northwestern State

7 p.m. • Jan. 19

Convocation Center

Series History: NSU leads, 25-12

Last Meeting: UTSA, 50-48 (2/24/10)

Location \_\_\_\_\_ Natchitoches, La.  
 Founded \_\_\_\_\_ 1884  
 Enrollment \_\_\_\_\_ 9,247  
 President \_\_\_\_\_ Dr. Randall J. Webb  
 Athletics Director \_\_\_\_\_ Greg Burke  
 Nickname \_\_\_\_\_ Lady Demons  
 Conference \_\_\_\_\_ Southland  
 Arena (capacity) \_\_\_\_\_ Prather Coliseum (3,400)  
 Website \_\_\_\_\_ [nsudemons.com](http://nsudemons.com)  
 2009-10 overall record \_\_\_\_\_ 15-16  
 2009-10 conf. record \_\_\_\_\_ 7-9  
 Starters R/L \_\_\_\_\_ 3/2  
 Letterwinners R/L \_\_\_\_\_ 6/5  
 Head Coach \_\_\_\_\_ Jennifer Graf  
 Alma Mater (year) \_\_\_\_\_ Northwestern State (2000)  
 Career Record (years) \_\_\_\_\_ 86-92 (6)  
 Record at school (years) \_\_\_\_\_ 86-92 (6)  
 Assistant Coaches \_\_\_\_\_ Trina Frierson  
 \_\_\_\_\_ Bob Austin, Jessie Carrier  
 Basketball SID \_\_\_\_\_ Matthew Bonnette  
 Office Phone \_\_\_\_\_ 318.357.6467  
 E-mail \_\_\_\_\_ [bonnettem@nsula.edu](mailto:bonnettem@nsula.edu)  
 SID fax \_\_\_\_\_ 318.357.4515  
 Press row phone \_\_\_\_\_ 318.357.4544

## Texas State

4 p.m. • Jan. 22

Strahan Coliseum

4 p.m. • Feb. 26

Convocation Center

Series History: TX State leads, 29-25

Last Meeting: UTSA, 58-55 (3/3/10)

Location \_\_\_\_\_ San Marcos, Texas  
 Founded \_\_\_\_\_ 1899  
 Enrollment \_\_\_\_\_ 30,803  
 President \_\_\_\_\_ Dr. Denise M. Trauth  
 Athletics Director \_\_\_\_\_ Dr. Larry Teis  
 Nickname \_\_\_\_\_ Bobcats  
 Conference \_\_\_\_\_ Southland  
 Arena (capacity) \_\_\_\_\_ Strahan Coliseum (7,200)  
 Website \_\_\_\_\_ [txstatebobcats.com](http://txstatebobcats.com)  
 2009-10 overall record \_\_\_\_\_ 7-20  
 2009-10 conf. record \_\_\_\_\_ 3-13  
 Starters R/L \_\_\_\_\_ 2/3  
 Letterwinners R/L \_\_\_\_\_ 10/3  
 Head Coach \_\_\_\_\_ Suzanne Fox  
 Alma Mater (year) \_\_\_\_\_ Abilene Christian (1990)  
 Career Record (years) \_\_\_\_\_ 282-237 (18)  
 Record at school (years) \_\_\_\_\_ 165-204 (11)  
 Assistant Coaches \_\_\_\_\_ Patrick Henry  
 \_\_\_\_\_ Holly Sartor, Michael Trujillo  
 Basketball SID \_\_\_\_\_ Rob Buerlein  
 Office Phone \_\_\_\_\_ 512.245.4692  
 E-mail \_\_\_\_\_ [rb60@txstate.edu](mailto:rb60@txstate.edu)  
 SID fax \_\_\_\_\_ 512.245.2967  
 Press row phone \_\_\_\_\_ 512.245.5532



## UT-Arlington

**6 p.m. • Feb. 2**

**Texas Hall**

**4 p.m. • March 5**

**Convocation Center**

**Series History: UTA leads, 27-23**

**Last Meeting: UTA, 68-63 (3/9/10)**

Location \_\_\_\_\_ Arlington, Texas  
 Founded \_\_\_\_\_ 1895  
 Enrollment \_\_\_\_\_ 26,500  
 President \_\_\_\_\_ James P. Spaniolo  
 Athletics Director \_\_\_\_\_ Pete Carlon  
 Nickname \_\_\_\_\_ Mavericks  
 Conference \_\_\_\_\_ Southland  
 Arena (capacity) \_\_\_\_\_ Texas Hall (3,600)  
 Website \_\_\_\_\_ [utamavs.com](http://utamavs.com)  
 2009-10 overall record \_\_\_\_\_ 15-16  
 2009-10 conf. record \_\_\_\_\_ 9-7  
 Starters R/L \_\_\_\_\_ 3/2  
 Letterwinners R/L \_\_\_\_\_ 6/2  
 Head Coach \_\_\_\_\_ Samantha Morrow  
 Alma Mater (year) \_\_\_\_\_ Texas Wesleyan (1981)  
 Career Record (years) \_\_\_\_\_ 56-37  
 Record at school (years) \_\_\_\_\_ 56-37  
 Assistant Coaches \_\_\_\_\_ Shane Laffin  
 \_\_\_\_\_ Erin Grant, Lindsey Wilson  
 Basketball SID \_\_\_\_\_ Kristyna Mancias  
 Office Phone \_\_\_\_\_ 817.272.2213  
 E-mail \_\_\_\_\_ [kmancias@uta.edu](mailto:kmancias@uta.edu)  
 SID fax \_\_\_\_\_ 817.272.2254  
 Press row phone \_\_\_\_\_ 817.272.3795

## Lamar

**2 p.m. • Feb. 5**

**Montagne Center**

**Series History: UTSA leads, 16-14**

**Last Meeting: Lamar, 66-63 (2/27/10)**

Location \_\_\_\_\_ Beaumont, Texas  
 Founded \_\_\_\_\_ 1923  
 Enrollment \_\_\_\_\_ 14,054  
 President \_\_\_\_\_ Dr. James Simmons  
 Athletics Director \_\_\_\_\_ Larry Tidwell  
 Nickname \_\_\_\_\_ Cardinals  
 Conference \_\_\_\_\_ Southland  
 Arena (capacity) \_\_\_\_\_ Montagne Center (10,080)  
 Website \_\_\_\_\_ [lamarcardinals.com](http://lamarcardinals.com)  
 2009-10 overall record \_\_\_\_\_ 26-8  
 2009-10 conf. record \_\_\_\_\_ 13-3  
 Starters R/L \_\_\_\_\_ 3/2  
 Letterwinners R/L \_\_\_\_\_ 6/3  
 Head Coach \_\_\_\_\_ Larry Tidwell  
 Alma Mater (year) \_\_\_\_\_ Austin College (1976)  
 Career Record (years) \_\_\_\_\_ 65-32 (3)  
 Record at school (years) \_\_\_\_\_ 65-32 (3)  
 Assistant Coaches \_\_\_\_\_ Joey Wells,  
 \_\_\_\_\_ Ashley Crawford  
 Basketball SID \_\_\_\_\_ Pat Murray  
 Office Phone \_\_\_\_\_ 409.880.2323  
 E-mail \_\_\_\_\_ [pat.murray@lamar.edu](mailto:pat.murray@lamar.edu)  
 SID fax \_\_\_\_\_ 409.880.2338  
 Press row phone \_\_\_\_\_ 409.880.2343

## Southeastern Louisiana

**7 p.m. • Feb. 9**

**Convocation Center**

**Series History: UTSA leads, 20-8**

**Last Meeting: UTSA, 61-49 (2/6/10)**

Location \_\_\_\_\_ Hammond, La.  
 Founded \_\_\_\_\_ 1925  
 Enrollment \_\_\_\_\_ 15,200  
 President \_\_\_\_\_ Dr. John Crain  
 Athletics Director \_\_\_\_\_ Bart Bellairs  
 Nickname \_\_\_\_\_ Lady Lions  
 Conference \_\_\_\_\_ Southland  
 Arena (capacity) \_\_\_\_\_ University Center (7,500)  
 Website \_\_\_\_\_ [lionsports.net](http://lionsports.net)  
 2009-10 overall record \_\_\_\_\_ 12-18  
 2009-10 conf. record \_\_\_\_\_ 6-10  
 Starters R/L \_\_\_\_\_ 3/2  
 Letterwinners R/L \_\_\_\_\_ 8/5  
 Head Coach \_\_\_\_\_ Lori Davis Jones  
 Alma Mater (year) \_\_\_\_\_ Southeastern Louisiana (1992)  
 Career Record (years) \_\_\_\_\_ 279-223 (16)  
 Record at school (years) \_\_\_\_\_ 101-126 (8)  
 Assistant Coaches \_\_\_\_\_ Eric Dumas,  
 \_\_\_\_\_ Brent Harris  
 Basketball SID \_\_\_\_\_ Kemmler Chapple  
 Office Phone \_\_\_\_\_ 985.549.3221  
 E-mail \_\_\_\_\_ [kcahpple@selu.edu](mailto:kcahpple@selu.edu)  
 SID fax \_\_\_\_\_ 985.549.3773  
 Press row phone \_\_\_\_\_ 985.549.2326

## McNeese State

**7 p.m. • Feb. 16**

**Burton Coliseum**

**Series History: Series tied, 17-17**

**Last Meeting: UTSA, 68-61**

Location \_\_\_\_\_ Lake Charles, La.  
 Founded \_\_\_\_\_ 1935  
 Enrollment \_\_\_\_\_ 8,992  
 President \_\_\_\_\_ Dr. Philip C. Williams  
 Athletics Director \_\_\_\_\_ Tommy McClelland  
 Nickname \_\_\_\_\_ Cowgirls  
 Conference \_\_\_\_\_ Southland  
 Arena (capacity) \_\_\_\_\_ Burton Coliseum (8,000)  
 Website \_\_\_\_\_ [mcneesesports.com](http://mcneesesports.com)  
 2009-10 overall record \_\_\_\_\_ 7-22  
 2009-10 conf. record \_\_\_\_\_ 3-13  
 Starters R/L \_\_\_\_\_ 4/1  
 Letterwinners R/L \_\_\_\_\_ 9-5  
 Head Coach \_\_\_\_\_ Brooks Williams  
 Alma Mater (year) \_\_\_\_\_ Mississippi State (2000)  
 Career Record (years) \_\_\_\_\_ 51-59 (3)  
 Record at school (years) \_\_\_\_\_ 51-59 (3)  
 Assistant Coaches \_\_\_\_\_ Gary Brodhead  
 \_\_\_\_\_ Jada Mincy, Sallie Guillory  
 Basketball SID \_\_\_\_\_ Pam LaFosse  
 Office Phone \_\_\_\_\_ 337.475.5926  
 E-mail \_\_\_\_\_ [plafosse@mcneese.edu](mailto:plafosse@mcneese.edu)  
 SID fax \_\_\_\_\_ 337.475.5928  
 Press row phone \_\_\_\_\_ 337.562.4061

## Nicholls

**6 p.m. • Feb. 19**

**Convocation Center**

**Series History: UTSA leads, 26-11**

**Last Meeting: UTSA, 58-49 (1/13/10)**

Location \_\_\_\_\_ Thibodaux, La.  
 Founded \_\_\_\_\_ 1948  
 Enrollment \_\_\_\_\_ 7,148  
 President \_\_\_\_\_ Dr. Stephen T. Hulbert  
 Athletics Director \_\_\_\_\_ Rob Bernardi  
 Nickname \_\_\_\_\_ Colonels  
 Conference \_\_\_\_\_ Southland  
 Arena (capacity) \_\_\_\_\_ Stopher Gym (3,800)  
 Website \_\_\_\_\_ [geauxcolonels.com](http://geauxcolonels.com)  
 2009-10 overall record \_\_\_\_\_ 4-24  
 2009-10 conf. record \_\_\_\_\_ 1-15  
 Starters R/L \_\_\_\_\_ 3/2  
 Letterwinners R/L \_\_\_\_\_ 6/2  
 Head Coach \_\_\_\_\_ Do Bee Plaisance  
 Alma Mater (year) \_\_\_\_\_ Southern Miss (1986)  
 Career Record (years) \_\_\_\_\_ 163-271 (15)  
 Record at school (years) \_\_\_\_\_ 6-49 (2)  
 Assistant Coaches \_\_\_\_\_ Catherine Blanchard  
 \_\_\_\_\_ Justin Payne  
 Basketball SID \_\_\_\_\_ Brandon Rizzuto  
 Office Phone \_\_\_\_\_ 985.448.4281  
 E-mail \_\_\_\_\_ [brandon.rizzuto@nicholls.edu](mailto:brandon.rizzuto@nicholls.edu)  
 SID fax \_\_\_\_\_ 985.448.4924  
 Press row phone \_\_\_\_\_ 985.448.4294

## Central Arkansas

**7 p.m. • March 2**

**Farris Center**

**Series History: UTSA leads, 4-0**

**Last Meeting: UTSA, 71-66 (2/10/10)**

Location \_\_\_\_\_ Conway, Ark.  
 Founded \_\_\_\_\_ 1907  
 Enrollment \_\_\_\_\_ 11,783  
 President \_\_\_\_\_ Dr. Allen C. Meadors  
 Athletics Director \_\_\_\_\_ Dr. Brad Teague  
 Nickname \_\_\_\_\_ Sugar Bears  
 Conference \_\_\_\_\_ Southland  
 Arena (capacity) \_\_\_\_\_ Farris Center (5,000)  
 Website \_\_\_\_\_ [ucasports.com](http://ucasports.com)  
 2009-10 overall record \_\_\_\_\_ 21-8  
 2009-10 conf. record \_\_\_\_\_ 11-5  
 Starters R/L \_\_\_\_\_ 5/0  
 Letterwinners R/L \_\_\_\_\_ 9/0  
 Head Coach \_\_\_\_\_ Matt Daniel  
 Alma Mater (year) \_\_\_\_\_ Harding (1998)  
 Career Record (years) \_\_\_\_\_ 27-31 (2)  
 Record at school (years) \_\_\_\_\_ 27-31 (2)  
 Assistant Coaches \_\_\_\_\_ Tony Kemper,  
 \_\_\_\_\_ Caronica Randle, Tiffany Brooks  
 Basketball SID \_\_\_\_\_ Josh Goff  
 Office Phone \_\_\_\_\_ 501.450.5695  
 E-mail \_\_\_\_\_ [jgoff@uca.edu](mailto:jgoff@uca.edu)  
 SID fax \_\_\_\_\_ 501.450.5740  
 Press row phone \_\_\_\_\_ N/A



## 2011 Southland Conference Tournament

In March, the top two teams from each division and the next four teams with the best conference record will venture to the Merrell Center in Katy for the 2011 Southland Conference Tournament. The winner will earn the league's automatic berth to the NCAA Tournament.

### 2011 Southland Conference Tournament

**Merrell Center (Katy, Texas)**

**First Round: March 8**


**Semifinals: March 10**

**Championship Game: March 11**

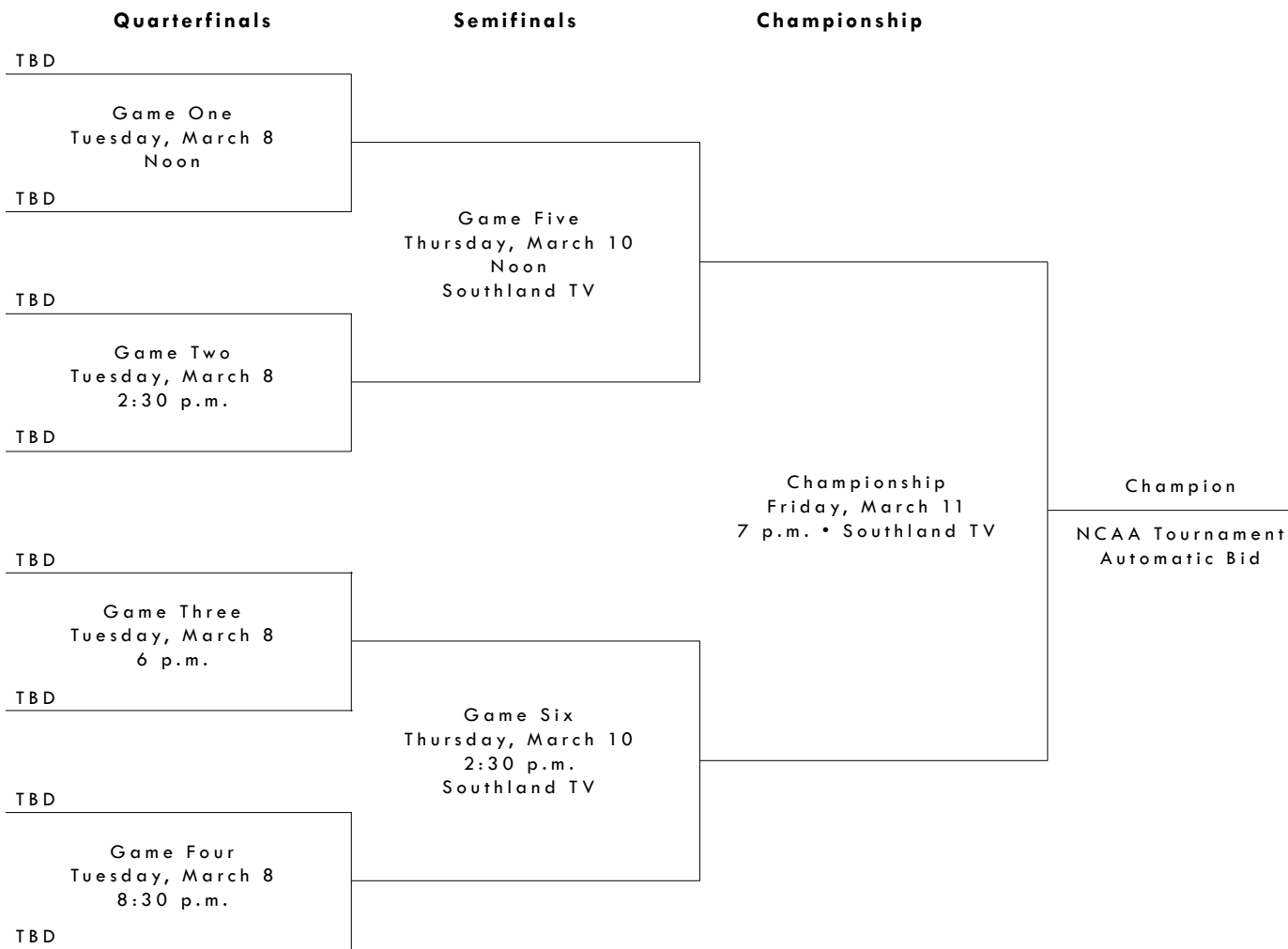


### Year-By-Year Tournament Champions

1983	_____	Louisiana-Monroe
1984-87	_____	No Tournament
1988	_____	Stephen F. Austin
1989	_____	Stephen F. Austin
1990	_____	Stephen F. Austin
1991	_____	Stephen F. Austin
1992	_____	Stephen F. Austin
1993	_____	Stephen F. Austin
1994	_____	Stephen F. Austin
1995	_____	Stephen F. Austin
1996	_____	Stephen F. Austin
1997	_____	Texas State
1998	_____	Stephen F. Austin
1999	_____	Stephen F. Austin
2000	_____	Stephen F. Austin
2001	_____	Stephen F. Austin
2002	_____	Stephen F. Austin
2003	_____	Texas State
2004	_____	Northwestern State
2005	_____	UT Arlington
2006	_____	Stephen F. Austin
2007	_____	UT Arlington
<b>2008</b>	_____	<b>UTSA</b>
<b>2009</b>	_____	<b>UTSA</b>
2010	_____	Lamar



## 2011 Southland Conference Tournament



*State Farm*



### Championships by School

Stephen F. Austin _____	15
UT Arlington _____	2
UTSA _____	2
Texas State _____	2
Lamar _____	1
Northwestern State _____	1
Louisiana-Monroe _____	1



## Southland Conference

In an era of considerable change in intercollegiate athletics, the Southland Conference continues to be a model of innovation, stability and consistent achievement as it celebrates the academic and athletic accomplishments of its member institutions.

What began as a small gathering of college administrators more than 47 years ago, the Southland Conference has transformed itself into a dynamic and respected consortium of 12 member universities in three states. Beginning with a historic meeting of five institutions in Dallas on March 15, 1963, that included current members Lamar (then Lamar State College of Technology) and UT Arlington (then Arlington State College), the Southland Conference set on an extraordinary course that has proven successful well into its fifth decade of existence.

On July 1, 2006, the Southland Conference commemorated another milestone as the league membership reached 12, marking the largest configuration ever for the organization.

The addition of the Central Arkansas and Texas A&M-Corpus Christi expanded the Southland into the Little Rock, Ark., metro area and into the eighth largest city in Texas. Central Arkansas and A&M-Corpus Christi enhanced the Southland Conference in innumerable ways, including athletic and academic successes, strong and principled leadership, and strong fan support and media coverage.

In addition to its two newest members, the Southland Conference lineup also consists of Lamar, McNeese State, Nicholls State, Northwestern State, Sam Houston State, Southeastern Louisiana, Stephen F. Austin State, UT Arlington, UTSA, and Texas State.

All told, the revised membership of the Southland encompasses more than 180,000 current students and an alumni base of approximately 920,000. Famous alums from Southland Conference schools include former President Lyndon B. Johnson (Texas State), former CBS news anchor Dan Rather (Sam Houston State), retired U.S. Central Command General Tommy Franks (UT Arlington), NBA executive Joe Dumars (McNeese State), ABC news anchor Robin Roberts (Southeastern Louisiana), country music star George Strait (Texas State), Major League Baseball stars Hunter Pence (UT Arlington), Kevin Millar (Lamar) and Ben Broussard (McNeese State), NBA legend Scottie Pippen (Central Arkansas) and actor Lou Diamond Phillips (UT Arlington).

The cities of the Southland are diverse and progressive, ranging from international business and cultural centers such as the Dallas/Fort Worth metropolplex, San Antonio and the New Orleans area, to the historical cities of Nacogdoches, Texas, and Natchitoches, La., to the home of the modern oil boom, Beaumont, Texas, to the unique Cajun French cultures found in the Louisiana cities of Thibodaux and Lake Charles. Southland Conference institutions also draw large numbers of students from the metropolitan areas of Houston, Little Rock, Baton Rouge, Austin, and Shreveport.

The Southland sponsors 17 championship sports, all at the NCAA Division I level. The eight men's sports include

baseball, basketball, cross country, football, golf, tennis, and indoor and outdoor track and field. The women compete for nine championships in basketball, cross country, golf, soccer, softball, tennis, indoor and outdoor track and field, and volleyball. The conference earns automatic qualification to NCAA championships in baseball, men's and women's basketball, men's and women's cross country, football, men's and women's golf, women's soccer, softball, men's and women's tennis, and volleyball.

Continuing its tradition of innovation, the league launched the Southland Conference Television Network in the fall of 2008 and has already broadcast nearly 70 events. In just its second year of production, the network has already received recognition for its work. It received a College Sports Media Award at the College Sports Video Summit in Atlanta in June 2010 for its production of the 2009 McNeese State vs.

Stephen F. Austin football game, which was judged the best live game or event in its category. The network also collected three prestigious Tell Awards.

Entering its third season in 2010-11, the network will expand its reach to roughly 6 million households throughout Texas, Louisiana and Arkansas.

In February 2010, the Southland Conference learned it, in conjunction with the city of Frisco, Texas, and the

Hunt Sports Group, would serve as the host of the NCAA Division I Football Championship game. The first of three championship games will be played Jan. 7, 2011 at Pizza Hut Park in Frisco, which has been home to the conference office since 2006. Frisco was recently named the fastest growing city in the nation.

The conference has increased sponsorship and championship opportunities for female student-athletes in recent years, adding women's golf and soccer as league sports. In 2007, Stephen F. Austin became the first Southland soccer team to score a goal in the NCAA tournament, while Texas State became the first women's golf program to compete in the NCAA tournament.

The Southland Conference has repeatedly demonstrated its commitment to the academic and athletic success of its student-athletes. With the F.L. McDonald Postgraduate Scholarship Award, the league annually honors one male and one female scholar-athlete with a stipend for postgraduate study. The Scholar-Athlete Award is given to each institution's male and female student-athlete with the highest grade-point average. The Steve McCarty Citizenship Award, initiated in 2005-06 and named after the former Stephen F. Austin athletic director, properly recognizes accomplishments off the court for a male and female student-athlete. Also, student-athletes with grade-point averages above 3.0 are honored on the Southland's annual All-Academic teams and Commissioner's Honor Roll. A record 934 student-athletes appeared on the honor roll following the 2010 spring semester.

In addition to providing expanding opportunities for student-athletes, the Southland Conference and its member institutions are very involved in various community outreach programs. Many of these programs provide positive life skills training such as academics, citizenship and leadership to school-aged students in Southland communities.



# 2009-10 Review



## 2009-10 Season Results



Record	Overall	Home	Away	Neutral
All Games	16-14	10-4	5-7	1-3
Conference	10-6	6-2	4-4	0-0
Non-Conference	6-7	4-2	1-3	1-2

Date	Opponent	Score	Attend	High Points	High Rebounds
Nov. 13	at Texas	60-71	4,384	(12) Amber Gregg	(12) Ashleigh Franklin
<b>Nov. 15</b>	<b>Schreiner</b>	<b>86-32</b>	<b>785</b>	<b>(20) Judy Jones</b>	<b>(11) Ashleigh Franklin</b>
Nov. 20	at Charleston Southern ^	75-73	647	(18) Whitney York	(10) Ashleigh Franklin
Nov. 21	at College of Charleston ^	45-62	327	(20) Amber Gregg	(9) Ashleigh Franklin
<b>Nov. 27</b>	<b>Navy #</b>	<b>69-57</b>	<b>809</b>	<b>(15) Whitney York</b>	<b>(12) Judy Jones</b>
<b>Nov. 28</b>	<b>Jacksonville State #</b>	<b>81-69</b>	<b>891</b>	<b>(32) Amber Gregg</b>	<b>(8) Shantel Nwanguma</b>
<b>Dec. 7</b>	<b>Houston +</b>	<b>53-74</b>	<b>589</b>	<b>(15) Ashleigh Franklin</b>	<b>(18) Ashleigh Franklin</b>
Dec. 19	Florida State %	50-65	729	(11) Kelsey Ansley	(7) Ashleigh Franklin
Dec. 20	Arkansas %	71-55	920	(18) Whitney York	(9) Judy Jones
Dec. 21	Kansas State %	55-59	852	(18) Whitney York	(10) Ashley Franklin
<b>Dec. 29</b>	<b>Maine &amp;</b>	<b>79-71</b>	<b>812</b>	<b>(18) Ashleigh Franklin</b>	<b>(11) Ashleigh Franklin</b>
<b>Dec. 30</b>	<b>Louisiana Tech &amp;</b>	<b>72-82</b>	<b>804</b>	<b>(29) Ashleigh Franklin</b>	<b>(8) Judy Jones</b>
Jan. 4	at Rice	56-70	265	(15) Judy Jones	(13) Judy Jones
<b>Jan. 9</b>	<b>McNeese State *</b>	<b>68-61</b>	<b>706</b>	<b>(17) Whitney York</b>	<b>(13) Ashleigh Franklin</b>
Jan. 13	at Nicholls *	58-49	118	(15) Judy Jones	(8) Ashley Franklin
<b>Jan. 16</b>	<b>UT-Arlington *</b>	<b>69-51</b>	<b>1,042</b>	<b>(14) Whitney York</b>	<b>(6) Whitney York</b>
Jan. 23	at Texas A&M-Corpus Christi *	48-52	558	(12) Judy Jones	(12) Judy Jones
<b>Jan. 27</b>	<b>Texas State *</b>	<b>70-59</b>	<b>1,428</b>	<b>(16) Jermini Malone</b>	<b>(8) Kameisha Johnson</b>
Jan. 30	at Lamar *	60-69	1,386	(18) Ashleigh Franklin	(8) Judy Jones
<b>Feb. 3</b>	<b>Sam Houston State *</b>	<b>74-55</b>	<b>810</b>	<b>(26) Judy Jones</b>	<b>(10) Ashleigh Franklin</b>
Feb. 6	at Southeastern Louisiana *	61-49	503	(23) Whitney York	(10) Ashleigh Franklin
<b>Feb. 10</b>	<b>Central Arkansas *</b>	<b>71-66</b>	<b>851</b>	<b>(18) Whitney York</b>	<b>(11) Ashleigh Franklin</b>
Feb. 13	at UT-Arlington *	71-78	653	(18) Whitney York	(9) Judy Jones
<b>Feb. 17</b>	<b>Texas A&amp;M-Corpus Christi *</b>	<b>58-37</b>	<b>1,082</b>	<b>(23) Judy Jones</b>	<b>(10) Judy Jones</b>
Feb. 20	at Sam Houston State *	72-73 (2OT)	403	(25) Whitney York	(22) Ashleigh Franklin
Feb. 24	at Northwestern State *	50-48	643	(15) Whitney York	(10) Ashleigh Franklin
<b>Feb. 27</b>	<b>Lamar *</b>	<b>63-66</b>	<b>1,054</b>	<b>(20) Whitney York</b>	<b>(7) Whitney York</b>
March 3	at Texas State *	58-55	863	(17) Whitney York	(10) Whitney York
<b>March 7</b>	<b>Stephen F. Austin *</b>	<b>61-77</b>	<b>1,010</b>	<b>(24) Whitney York</b>	<b>(6) Whitney York</b>
March 9	UT-Arlington \$	63-68	603	(20) Amber Gregg	(12) Ashleigh Franklin

^ Lowcountry Women's Classic (Charleston, S.C.)  
 # UTSA Thanksgiving Classic (San Antonio, Texas)  
 + Game played at the Alamodome (San Antonio, Texas)  
 % Duel in the Desert Classic (Las Vegas, Nev.)  
 & UTSA New Year's Classic (San Antonio, Texas)  
 \* Southland Conference game  
 \$ State Farm SLC Tournament (Katy, Texas)

Attendance Summary	Games	Totals	Avg/Game
Home	14	12,673	905
Away	12	10,639	887
Neutral	4	3,124	781
Total	30	26,436	881





## 2009-10 Final Statistics

## Player	GP-GS	Min	Avg	TOTAL		3-PTS			REBOUNDS			PF	FO	A	TO	Blk	Stl	Pts-Avg	
				FG-FGA	Pct	3FG-FGA	Pct	FT-FTA	Pct	Off-Def	Tot								Avg
23 Whitney York	29-28	880	30.3	146-336	.435	5-20	.250	138-193	.715	24-89	113	3.9	52	0	88	88	2	56	435-15.0
<b>Conference</b>	<b>15-14</b>	<b>512</b>	<b>34.1</b>	<b>80-187</b>	<b>.428</b>	<b>3-6</b>	<b>.500</b>	<b>80-106</b>	<b>.755</b>	<b>17-57</b>	<b>74</b>	<b>4.9</b>	<b>27</b>	<b>0</b>	<b>48</b>	<b>53</b>	<b>0</b>	<b>39</b>	<b>243-16.2</b>
40 Ashleigh Franklin	30-30	1011	33.7	127-345	.368	25-87	.287	79-120	.658	106-162	268	8.9	97	1	41	89	13	40	358-11.9
<b>Conference</b>	<b>16-16</b>	<b>571</b>	<b>35.7</b>	<b>59-175</b>	<b>.337</b>	<b>12-43</b>	<b>.279</b>	<b>50-75</b>	<b>.667</b>	<b>46-92</b>	<b>138</b>	<b>8.6</b>	<b>50</b>	<b>0</b>	<b>30</b>	<b>51</b>	<b>7</b>	<b>26</b>	<b>180-11.3</b>
1 Judy Jones	28-12	666	23.8	106-280	.379	0-8	.000	86-161	.534	56-134	190	6.8	75	3	58	108	27	42	298-10.6
<b>Conference</b>	<b>14-5</b>	<b>323</b>	<b>23.1</b>	<b>63-137</b>	<b>.460</b>	<b>0-3</b>	<b>.000</b>	<b>53-88</b>	<b>.602</b>	<b>28-64</b>	<b>92</b>	<b>6.6</b>	<b>39</b>	<b>2</b>	<b>31</b>	<b>63</b>	<b>17</b>	<b>18</b>	<b>179-12.8</b>
10 Amber Gregg	28-27	1013	36.2	83-298	.279	49-183	.268	46-57	.807	13-68	81	2.9	46	0	33	43	1	34	261-9.3
<b>Conference</b>	<b>14-13</b>	<b>530</b>	<b>37.9</b>	<b>35-134</b>	<b>.261</b>	<b>18-80</b>	<b>.225</b>	<b>19-25</b>	<b>.760</b>	<b>5-38</b>	<b>43</b>	<b>3.1</b>	<b>27</b>	<b>0</b>	<b>18</b>	<b>22</b>	<b>1</b>	<b>20</b>	<b>107-7.6</b>
12 Kameisha Johnson	26-17	613	23.6	53-142	.373	25-74	.338	12-18	.667	19-54	73	2.8	45	0	30	44	13	14	143-5.5
<b>Conference</b>	<b>12-10</b>	<b>309</b>	<b>25.8</b>	<b>26-70</b>	<b>.371</b>	<b>12-34</b>	<b>.353</b>	<b>2-4</b>	<b>.500</b>	<b>9-29</b>	<b>38</b>	<b>3.2</b>	<b>19</b>	<b>0</b>	<b>11</b>	<b>26</b>	<b>9</b>	<b>3</b>	<b>66-5.5</b>
32 Whitney Wright	28-0	371	13.3	46-111	.414	8-29	.276	33-56	.589	29-50	79	2.8	81	2	4	26	11	17	133-4.8
<b>Conference</b>	<b>15-0</b>	<b>219</b>	<b>14.6</b>	<b>30-74</b>	<b>.405</b>	<b>6-25</b>	<b>.240</b>	<b>12-22</b>	<b>.545</b>	<b>15-28</b>	<b>43</b>	<b>2.9</b>	<b>41</b>	<b>1</b>	<b>4</b>	<b>13</b>	<b>9</b>	<b>5</b>	<b>78-5.2</b>
21 Kelsey Ansley	23-10	314	13.7	36-80	.450	1-1	1.000	16-40	.400	40-29	69	3.0	51	3	7	22	10	10	89-3.9
<b>Conference</b>	<b>16-9</b>	<b>217</b>	<b>13.6</b>	<b>25-55</b>	<b>.455</b>	<b>1-1</b>	<b>1.000</b>	<b>7-23</b>	<b>.304</b>	<b>29-20</b>	<b>49</b>	<b>3.1</b>	<b>31</b>	<b>2</b>	<b>5</b>	<b>14</b>	<b>7</b>	<b>5</b>	<b>58-3.6</b>
3 Jermini Malone	24-2	367	15.3	32-103	.311	15-56	.268	13-24	.542	4-20	24	1.0	13	0	23	19	0	11	92-3.8
<b>Conference</b>	<b>10-2</b>	<b>137</b>	<b>13.7</b>	<b>11-38</b>	<b>.289</b>	<b>6-19</b>	<b>.316</b>	<b>6-11</b>	<b>.545</b>	<b>3-5</b>	<b>8</b>	<b>0.8</b>	<b>3</b>	<b>0</b>	<b>7</b>	<b>7</b>	<b>0</b>	<b>4</b>	<b>34-3.4</b>
42 Corrie Forcier	7-0	32	4.6	6-7	.857	0-0	.000	1-2	.500	3-4	7	1.0	6	0	0	1	2	0	13-1.9
<b>Conference</b>	<b>2-0</b>	<b>6</b>	<b>3.0</b>	<b>4-4</b>	<b>1.000</b>	<b>0-0</b>	<b>.000</b>	<b>1-2</b>	<b>.500</b>	<b>1-0</b>	<b>1</b>	<b>0.5</b>	<b>0</b>	<b>0</b>	<b>0</b>	<b>0</b>	<b>0</b>	<b>0</b>	<b>9-4.5</b>
22 Cierra Martin	26-4	296	11.4	15-47	.319	7-22	.318	6-11	.545	22-40	62	2.4	13	0	7	6	1	9	43-1.7
<b>Conference</b>	<b>15-4</b>	<b>225</b>	<b>15.0</b>	<b>9-36</b>	<b>.250</b>	<b>2-16</b>	<b>.125</b>	<b>6-11</b>	<b>.545</b>	<b>20-32</b>	<b>52</b>	<b>3.5</b>	<b>11</b>	<b>0</b>	<b>5</b>	<b>5</b>	<b>0</b>	<b>8</b>	<b>26-1.7</b>
34 Shantel Nwanguma	20-1	174	8.7	14-31	.452	1-1	1.000	4-8	.500	22-36	58	2.9	28	0	2	13	15	4	33-1.7
<b>Conference</b>	<b>10-1</b>	<b>68</b>	<b>6.8</b>	<b>7-12</b>	<b>.583</b>	<b>1-1</b>	<b>1.000</b>	<b>0-1</b>	<b>.000</b>	<b>7-14</b>	<b>21</b>	<b>2.1</b>	<b>17</b>	<b>0</b>	<b>2</b>	<b>4</b>	<b>6</b>	<b>2</b>	<b>15-1.5</b>
30 Valencia Cottom	24-19	313	13.0	13-44	.295	0-0	.000	3-6	.500	32-37	69	2.9	27	0	2	11	7	12	29-1.2
<b>Conference</b>	<b>10-6</b>	<b>132</b>	<b>13.2</b>	<b>8-25</b>	<b>.320</b>	<b>0-0</b>	<b>.000</b>	<b>1-4</b>	<b>.250</b>	<b>16-15</b>	<b>31</b>	<b>3.1</b>	<b>15</b>	<b>0</b>	<b>1</b>	<b>3</b>	<b>2</b>	<b>7</b>	<b>17-1.7</b>
Team								63-63		126	4.2				5				
<b>Conference</b>								<b>33-31</b>		<b>64</b>	<b>4.0</b>				<b>2</b>				
Total	30	6050		677-1824	.371	136-481	.283	437-696	.628	433-786	1219	40.6	534	9	295	475	102	249	1927-64.2
<b>Conference</b>	<b>16</b>	<b>3249</b>		<b>357-947</b>	<b>.377</b>	<b>61-228</b>	<b>.268</b>	<b>237-372</b>	<b>.637</b>	<b>229-425</b>	<b>654</b>	<b>40.9</b>	<b>280</b>	<b>5</b>	<b>162</b>	<b>263</b>	<b>58</b>	<b>137</b>	<b>1012-63.2</b>
Opponents	30	6050		655-1762	.372	137-476	.288	406-602	.674	414-846	1260	42.0	604	17	331	572	89	203	1853-61.8
<b>Conference</b>	<b>16</b>	<b>3250</b>		<b>330-938</b>	<b>.352</b>	<b>62-224</b>	<b>.277</b>	<b>223-327</b>	<b>.682</b>	<b>229-426</b>	<b>655</b>	<b>40.9</b>	<b>324</b>	<b>11</b>	<b>164</b>	<b>291</b>	<b>40</b>	<b>123</b>	<b>945-59.1</b>

Score By Periods	1st	2nd	1OT	2OT	Total
UTSA	924	984	6	13	1927
Opponents	855	978	6	14	1853



### Team Comparison

	UTSA	Opponents
Scoring	1927	1853
Points per game	64.2	61.8
Scoring margin	+2.5	-
Field goals-att	677-1824	655-1762
Field goal pct	.371	.372
3-Point FG-att	136-481	137-476
3-point FG pct	.283	.288
3-point FG made per game	4.5	4.6
Free throws-att	437-696	406-602
Free throw pct	.628	.674
Free-throws made per game	14.6	13.5
Rebounds	1219	1260
Rebounds per game	40.6	42.0
Rebounding margin	-1.4	-
Assists	295	331
Assists per game	9.8	11.0
Turnovers	475	572
Turnovers per game	15.8	19.1
Turnover margin	+3.2	-
Assist/turnover ratio	0.6	0.6
Steals	249	203
Steals per game	8.3	6.8
Blocks	102	89
Blocks per game	3.4	3.0
Attendance	12673	13763
Home games-Avg/Game	14-905	12-887
Neutral site-Avg/Game	-	4-781









## Game 16 UT Arlington vs UTSA 69 Jan. 16, 2010 Convocation Center

**SAN ANTONIO** — The UTSA women's basketball improved to 3-0 in Southland Conference play for the first time in school history with a 69-51 win against UT Arlington on Saturday afternoon at the Convocation Center.

Official Basketball Box Score - Game Totals - Final Statistics  
**UT Arlington vs UTSA**  
01/16/10 2 p.m. at San Antonio, Texas (Convocation Center)

UT Arlington 51 • 6-10, 1-2 SLC		UTSA			
Player	FG-FGA	3-Pr	Rebounds		
	FT-FTA	Off Def Tot	PF TP A TO Blk Stl Min		
22 Mergeron, Veronica	1-3	0-0	0 3 3	0 0 0 0 0 0 13	
32 Martin, Shalyn	4-9	1-2	3 7 10	5 10 3 6 0 2 30	
40 Franklin, Ashleigh	1-3	0-0	4 4 8	3 5 6 1 5 0 2 23	
01 Shiner, Kiarra	4-15	0-0	7 11 18	4 15 10 2 0 0 35	
04 Nelson, Meghan	2-11	1-4	1 4 5	6 1 5 0 2 0 24	
05 Dike, Donna	3-6	0-0	3 8 3	7 1 1 4 0 0 31	
10 Taylor, LaNell	2-4	1-2	0 1 1	5 0 1 0 1 0 17	
11 DeKure, Sabreana	0-0	0-0	0 0 0	0 0 0 0 0 0 4	
12 Passell, Erica	0-0	0-0	0 0 0	0 0 0 0 0 0 16	
15 Parker, Kiara	0-4	0-1	2 3 3	0 0 0 0 0 1 4	
22 Terral, Nicole	1-4	0-0	1 2 2	0 0 0 0 0 0 13	
<b>Team</b>			6 10 16	26 51 23 4 8 200	
<b>Totals</b>	17-59	3-9	14-22	18 29 47	26 51 23 4 8 200

FG % 1st Half: 6-32 18.8% 2nd Half: 11-27 40.7% Game: 17-59 28.8%  
3FG % 1st Half: 0-4 0.0% 2nd Half: 2-5 40.0% Game: 2-9 22.2%  
FT % 1st Half: 7-11 63.6% 2nd Half: 3-9 33.3% Game: 14-22 63.6%

## Game 17 UTSA 48 Texas A&M-Corpus Christi 52 Jan. 23, 2010 Dugan Wellness Center

**CORPUS CHRISTI** — The UTSA women's basketball team dropped its first Southland Conference game with a 52-48 loss at Texas A&M-Corpus Christi Saturday afternoon at the Dugan Wellness Center.

Official Basketball Box Score - Game Totals - Final Statistics  
**UTSA vs Corpus Christi**  
01/23/10 2 p.m. at Corpus Christi, Texas (Dugan Wellness)

UTSA 48 • 9-8, 3-1 SLC		Corpus Christi			
Player	FG-FGA	3-Pr	Rebounds		
	FT-FTA	Off Def Tot	PF TP A TO Blk Stl Min		
21 Anselky, Kelsey	1-3	0-0	1 2 3	1 2 1 0 0 0 26	
40 Franklin, Ashleigh	1-8	0-0	1 4 5	4 2 0 2 1 1 29	
01 Jones, Judy	4-12	0-0	4 8 12	4 12 3 7 3 4 39	
22 Johnson, Kameisha	4-8	3-6	0 1 1	11 0 5 2 0 0 37	
23 York, Whitney	2-11	0-0	5 5 10	3 11 3 4 0 0 35	
03 Malone, Jermini	0-5	0-3	1 0 1	3 0 2 0 1 0 11	
22 Martin, Cierra	0-1	0-0	0 1 1	0 0 0 0 0 0 1	
30 Cottom, Valencia	0-0	0-0	0 0 0	0 0 0 0 0 0 3	
22 Wright, Whitney	3-7	0-2	1 0 1	3 7 0 0 0 0 17	
<b>Team</b>			2 2 4	26 48 16 11 200	
<b>Totals</b>	16-55	3-16	13-19	18 23 39	48 7 20 6 11 200

FG % 1st Half: 9-26 34.6% 2nd Half: 7-29 24.1% Game: 16-55 29.1%  
3FG % 1st Half: 1-6 16.7% 2nd Half: 2-10 20.0% Game: 3-16 18.8%  
FT % 1st Half: 5-9 55.6% 2nd Half: 8-10 80.0% Game: 13-19 68.4%

## Game 18 Texas State vs UTSA 70 Jan. 27, 2010 Convocation Center

**SAN ANTONIO** — Freshman Jermini Malone, who made her first career start, led four UTSA (10-8, 4-1 Southland) players in double-figures with a career-high 16 points in the 70-59 win over I-35 rival Texas State in Southland Conference action in front of a season-high crowd of 1,428 at the Convocation Center Wednesday night.

Official Basketball Box Score - Game Totals - Final Statistics  
**Texas State vs UTSA**  
01/27/10 7 p.m. at San Antonio, Texas (Convocation Center)

Texas State 59 • 4-13, 0-6 SLC		UTSA			
Player	FG-FGA	3-Pr	Rebounds		
	FT-FTA	Off Def Tot	PF TP A TO Blk Stl Min		
34 Hilburn, Aimee	4-12	1-5	6 6 12	2 6 8 2 1 0 34	
45 Klausen, Lacey	3-8	0-0	3 4 7	1 2 3 9 0 5 0 30	
02 Kiel, Dawn	0-4	0-2	0 0 0	0 0 0 0 0 0 7	
04 Davis, Victoria	5-10	0-3	1 2 3	6 5 11 1 1 0 2 35	
30 Krups, Kelsey	3-12	0-0	7 8 15	1 0 1 1 1 1 0 30	
01 Kalu, Verinus	0-1	0-0	1 4 5	2 0 3 0 1 0 13	
22 Williams, Mallory	1-1	1-1	0 0 0	3 3 0 3 4 0 1 14	
14 Evans-Sliga, Tamarra	0-0	0-0	0 0 0	0 0 0 0 0 0 0 4	
21 Brozowski, Anna	1-2	0-0	3 1 4	1 2 0 3 0 0 14	
24 Okegbo, Chika	0-4	0-0	0 2 2	0 0 0 0 0 0 17	
20 Hornan, Megan	1-1	0-0	0 1 1	0 0 0 0 0 0 6	
<b>Team</b>			3 4	2 0 2 0 0 0 6	
<b>Totals</b>	19-60	4-19	17-19	13 23 36	25 59 8 18 0 8 200

FG % 1st Half: 10-26 38.5% 2nd Half: 9-34 26.5% Game: 19-60 31.7%  
3FG % 1st Half: 2-9 22.2% 2nd Half: 1-10 10.0% Game: 3-19 15.8%  
FT % 1st Half: 7-8 87.5% 2nd Half: 10-11 90.9% Game: 17-19 89.5%

## Game 19 UTSA 69 Lamar 60 Jan. 30, 2010 Montagne Center

**BEAUMONT** — Junior Ashleigh Franklin and freshman Judy Jones posted 18 and 16 points, respectively, but Lamar had three players reach double digits to post the 69-60 win against UTSA in Southland Conference action Saturday afternoon at the Montagne Center.

Official Basketball Box Score - Game Totals - Final Statistics  
**UTSA vs Lamar**  
01/30/10 2 p.m. at Beaumont, Texas (Montagne Center)

UTSA 69 • 10-9, 4-2 SLC		Lamar			
Player	FG-FGA	3-Pr	Rebounds		
	FT-FTA	Off Def Tot	PF TP A TO Blk Stl Min		
21 Anselky, Kelsey	1-1	0-0	2 0 2	2 0 0 0 0 0 11	
40 Franklin, Ashleigh	6-12	2-6	4 6 10	0 3 0 1 0 1 40	
01 Jones, Judy	7-11	0-1	2 2 4	6 6 7 4 4 1 24	
03 Malone, Jermini	2-5	2-3	0 0 0	1 1 6 1 0 1 21	
12 Johnson, Kameisha	0-5	0-4	0 0 0	1 1 2 0 0 0 14	
04 Gregg, Amber	2-15	2-12	0 2 2	3 6 1 2 0 0 29	
22 Martin, Cierra	0-2	0-1	2 1 3	1 0 1 0 0 0 4	
23 York, Whitney	0-5	0-4	0 0 0	1 2 0 0 0 0 5	
30 Cottom, Valencia	1-2	0-0	0 2 2	0 2 0 0 0 0 4	
22 Wright, Whitney	1-5	0-4	0 0 3	3 2 0 2 1 0 15	
34 Nwagwu, Shantel	0-1	0-0	0 2 2	0 0 0 0 0 1 8	
<b>Team</b>			1 0	1 0 0 0 0 0 0	
<b>Totals</b>	23-68	6-31	8-11	17 19 36	24 60 12 16 2 6 200

FG % 1st Half: 12-34 35.3% 2nd Half: 11-34 32.4% Game: 23-68 33.8%  
3FG % 1st Half: 4-19 21.1% 2nd Half: 6-21 28.6% Game: 10-40 25.0%  
FT % 1st Half: 1-2 50.0% 2nd Half: 7-9 77.8% Game: 8-11 72.7%

## Game 20 Sam Houston State 55 UTSA 74 Feb. 3, 2010 Convocation Center

**SAN ANTONIO** — Freshman Judy Jones posted a career-high 26 points to lead UTSA past Sam Houston State Wednesday night at the Convocation Center.

Official Basketball Box Score - Game Totals - Final Statistics  
**Sam Houston State vs UTSA**  
02/03/10 7 p.m. at San Antonio, Texas (Convocation Center)

Sam Houston State 55 • 5-14, 2-5 SLC		UTSA			
Player	FG-FGA	3-Pr	Rebounds		
	FT-FTA	Off Def Tot	PF TP A TO Blk Stl Min		
21 Anselky, Kelsey	5-11	0-0	1 2 3	4 11 2 2 0 1 32	
04 Franklin, Ashleigh	3-15	1-2	3 4 7	1 9 10 2 6 0 1 2 26	
01 Gregg, Amber	5-13	1-3	2 2 4	0 2 0 14 2 4 0 1 24	
04 Brooks, Brittany	6-13	1-4	0 0 1	3 4 0 13 2 2 1 0 40	
11 Echols, Khanna	0-5	0-1	0 0 0	1 1 3 0 3 2 0 0 25	
14 Davis, Clarke	0-0	0-0	1 2 3	4 4 1 0 1 0 0 6	
30 Thomas, Squeanea	1-4	0-1	6 7 13	4 1 8 0 0 1 0 10	
22 Martin, Cierra	0-0	0-0	0 0 0	0 0 0 0 0 0 0 11	
34 Smith, Cheneque	1-3	0-1	0 0 1	1 4 2 1 1 0 0 15	
<b>Team</b>			8 25 33	9 55 10 14 4 3 200	
<b>Totals</b>	19-54	3-12	14-19	8 25 33	55 10 14 4 3 200

FG % 1st Half: 10-29 34.5% 2nd Half: 9-25 36.0% Game: 19-54 35.2%  
3FG % 1st Half: 2-7 28.6% 2nd Half: 1-5 20.0% Game: 3-12 25.0%  
FT % 1st Half: 5-8 62.5% 2nd Half: 9-11 81.8% Game: 14-19 73.7%

## Game 21 UTSA 61 Southeastern Louisiana 49 Feb. 6, 2010 Convocation Center

**HAMMOND, La.** — Sophomore Whitney York posted her third 20-point performance of the season with a game-high 23 points, while freshman Whitney Wright added 15 points off the bench to lead UTSA past Southeastern Louisiana, 61-49, in Southland Conference action Saturday at the University Center.

Official Basketball Box Score - Game Totals - Final Statistics  
**UTSA vs Southeastern La.**  
02/06/10 5 p.m. at Hammond, La. (University Center)

UTSA 61 • 12-9, 6-2 SLC		Southeastern La.			
Player	FG-FGA	3-Pr	Rebounds		
	FT-FTA	Off Def Tot	PF TP A TO Blk Stl Min		
21 Anselky, Kelsey	1-4	0-0	1 1 2	1 2 0 0 0 0 9	
40 Franklin, Ashleigh	2-7	0-0	0 2 2	8 10 4 4 4 2 0 32	
01 Gregg, Amber	1-7	0-2	4 4 1 2	6 1 1 0 2 0 36	
12 Johnson, Kameisha	2-8	0-3	0 0 1	5 6 2 4 1 1 0 32	
22 York, Whitney	9-9	0-0	11 12 0 4	1 23 1 2 0 0 36	
01 Jones, Judy	1-6	0-0	1 2 3	0 2 3 0 2 1 3 14	
03 Malone, Jermini	1-3	0-1	0 0 0	0 0 0 0 0 1 0 8	
22 Martin, Cierra	0-0	0-0	0 0 0	0 0 0 0 0 0 0 8	
22 Wright, Whitney	6-9	1-1	2 3 5	6 15 0 2 1 0 21	
34 Nwagwu, Shantel	0-0	0-0	0 0 0	2 1 0 0 0 0 4	
<b>Team</b>			3 3 6	1 0 0 0 0 0 0	
<b>Totals</b>	21-55	2-10	17-19	11 32 43	14 61 9 11 3 5 200

FG % 1st Half: 8-24 33.3% 2nd Half: 4-31 12.9% Game: 21-55 38.2%  
3FG % 1st Half: 3-7 42.9% 2nd Half: 3-13 23.1% Game: 6-20 30.0%  
FT % 1st Half: 3-4 75.0% 2nd Half: 14-15 93.3% Game: 17-19 89.5%

## Game 22 UTSA 69 Lamar 60 Jan. 30, 2010 Montagne Center

**BEAUMONT** — Junior Ashleigh Franklin and freshman Judy Jones posted 18 and 16 points, respectively, but Lamar had three players reach double digits to post the 69-60 win against UTSA in Southland Conference action Saturday afternoon at the Montagne Center.

## Game 23 Sam Houston State 55 UTSA 74 Feb. 3, 2010 Convocation Center

**SAN ANTONIO** — Freshman Judy Jones posted a career-high 26 points to lead UTSA past Sam Houston State Wednesday night at the Convocation Center.

## Game 24 UTSA 61 Southeastern Louisiana 49 Feb. 6, 2010 Convocation Center

**HAMMOND, La.** — Sophomore Whitney York posted her third 20-point performance of the season with a game-high 23 points, while freshman Whitney Wright added 15 points off the bench to lead UTSA past Southeastern Louisiana, 61-49, in Southland Conference action Saturday at the University Center.





## 2009-10 Southland Conference Review

### East Division

|-----CONFERENCE-----|

|-----OVERALL-----|

Standings	W-L	Pct	PF	PA	W-L	Pct	PF	PA
Stephen F. Austin	13-3	.813	1315	1152	18-11	.621	2270	2123
Central Arkansas	11-5	.688	1179	1116	21-8	.724	2200	1892
Northwestern State	7-9	.438	1099	1095	15-16	.484	2156	2093
Southeastern La.	6-10	.375	991	1080	12-18	.400	1881	1981
McNeese State	3-13	.188	1019	1118	7-22	.241	1824	1991
Nicholls	1-15	.063	946	1138	4-24	.143	1586	1950

### West Division

|-----CONFERENCE-----|

|-----OVERALL-----|

Standings	W-L	Pct	PF	PA	W-L	Pct	PF	PA
Lamar	13-3	.813	1219	1093	26-8	.765	2549	2232
A&M-Corpus Christi	12-4	.750	1109	1032	24-11	.686	2427	2344
<b>UTSA</b>	<b>10-6</b>	<b>.625</b>	<b>1012</b>	<b>945</b>	<b>16-14</b>	<b>.533</b>	<b>1927</b>	<b>1853</b>
UT Arlington	9-7	.563	1155	1130	15-16	.484	2080	2177
Sam Houston State	8-8	.500	1190	1249	11-18	.379	2078	2323
Texas State	3-13	.188	1075	1161	7-20	.259	1752	1908

### 2009-10 All-Southland Conference Teams

#### First Team

Name	Pos.	Cl.	School
Whitney Cormier	G	Sr.	Stephen F. Austin
Meghan Nelson	G	Sr.	UT Arlington
Jade Davis	G	Jr.	A&M-Corpus Christi
Jenna Plumley	G	Jr.	Lamar
Megan Herbert	F	Fr.	Central Arkansas

#### Second Team

Name	Pos.	Cl.	School
Brittany Brooks	G	Sr.	Sam Houston State
Ricshanda Bickham	G	Jr.	Nicholls
Whitney York	G	So.	UTSA
Judy Jones	G/F	Fr.	UTSA
Darika Hill	F	Sr.	Lamar

#### Third Team

Name	Pos.	Cl.	School
Tammara Marion	G	So.	Stephen F. Austin
Kalis Loyd	G	Fr.	Lamar
Ashleigh Franklin	F	Jr.	UTSA
Shalyn Martin	F	Jr.	UT Arlington
Zevy Ivory	F	Sr.	Southeastern La.

**Honorable Mention:** Tammara Simmons, UTA; Britiany Houston, NWLA; Nakeia Guiden, UCA; Adrienne Scott, AMCC; Trashanna Smith, LU; Victoria Davis, TXST; Kiara Johnson, MCN.

### 2010 Southland Conference Tournament

March 9-12 • Merrell Center

Katy, Texas

#### Quarterfinals

No. 7 Northwestern St. 96, No. 2 Stephen F. Austin 82  
 No. 3 Texas A&M-Corpus Christi 99, No. 6 Sam Houston St. 79  
 No. 1 Lamar 88, No. 8 Southeastern Louisiana 64  
**No. 5 UT Arlington 68, No. 4 UTSA 63**

#### Semifinals

No. 3 Texas A&M-Corpus Christi 74, No. 7 Northwestern St. 66  
 No. 1 Lamar 70, No. 5 UT Arlington 61

#### Championship

No. 1 Lamar 86, No. 3 Texas A&M-Corpus Christi 59

#### All-Tournament Team

Meghan Nelson, UT Arlington  
 Elisa Beagle, Texas A&M-Corpus Christi  
 Jade Davis, Texas A&M-Corpus Christi  
 Jenna Plumley, Lamar  
 Darika Hill, Lamar (MVP)





# *History*



## UTSA Individual Records

### POINTS

Game	40	Starlite Williams vs. St. Mary's	12-16-86
Season	582	Tammy Rogers (19.4 PPG)	'90-'91
Conf. Season	325	Nikki Hendrix (16.3 PPG)	'02-'03
Career	1,607	Starlite Williams (16.6 PPG)	'83-'87
Season Avg.	20.7	Starlite Williams	'86-'87
Career Avg.	16.6	Starlite Williams	'83-'87
In Convo	40	Starlite Williams vs. St. Mary's	12-16-86
Road Game	32	Tammy Rogers @ Texas A&M	12-19-90
Neutral Court	31	S. Williams vs. Baylor	12-6-86
Freshman (Game)	28	Richelle Parks @ McNeese St.	1-20-05
Freshman (Season)	436	Rosie Smith (15.6 PPG)	'97-'98
Sophomore (Game)	34	Starlite Williams vs. Minnesota	12-31-84
Sophomore (Season)	493	Starlite Williams (17.6 PPG)	'84-'85
Junior (Game)	36	Angel Singleton vs. NW St.	2-1-97
Junior (Season)	433	Angel Singleton (16.0 PPG)	'96-'97
Senior (Game)	40	Starlite Williams vs. St. Mary's	12-16-86
Senior (Season)	582	Tammy Rogers (19.4 PPG)	'90-'91
Freshman Debut	25	M. Martinovich @ Texas St.	11-23-81
Career Debut	25	M. Martinovich @ Texas St.	11-23-81
In a Loss	34	Starlite Williams vs. Minnesota	12-31-84
Conf. Game	36	Angel Singleton vs. NW St.	2-1-97
Conf. Tourn Game	28	R. Smith & A. Singleton vs. SFA	3-5-98
Back-to-Back Games	58	Starlite Williams vs. Alabama (27)	12-5-86
		Starlite Williams vs. Baylor (31)	12-6-86

### FIELD GOALS MADE

Game	16	Starlite Williams vs. St. Mary's	12-16-86
Season	229	Starlite Williams (8.8 per game)	'86-'87
Career	674	Starlite Williams (6.9 per game)	'83-'87
Conf. Game	(3x) 12	Onika Anderson @ Central Ark.	2-11-09
Conf. Season	120	Nikki Hendrix (6.0 per game)	'02-'03

### FIELD GOAL ATTEMPTS

Game	33	Tammy Rogers @ UA-Anchorage	2-23-91
Season	482	Tammy Rogers (16.1 per game)	'90-'91
Career	1,305	Starlite Williams (13.5 per game)	'83-'87
Conf. Game	22	Nikki Hendrix @ UT Arlington	1-10-04
	22	Vivian Ewalefo @ Nicholls	2-2-06
Conf. Season	300	Rosie Smith (16.7 per game)	'98-'99

### FIELD GOAL PERCENTAGE (min attempts)

Game (10)	.928	S. Williams vs. Alabama (13-14)	12-5-86
Season (100)	.657	M. Martinovich (184-280)	'84-'85
Career (500)	.566	M. Martinovich (589-1039)	'81-'85
Conf. Game (7)	1.000	A. Singleton vs. Nicholls (9-9)	2-8-96
Conf. Season	.494	Renda Churman (116-235)	'00-'01

### 3PT FIELD GOALS MADE

Game	8	Terrie Davis vs. Lamar	1-12-08
Season	82	Terrie Davis (2.5 per game)	'07-'08
Career	168	Terrie Davis (1.4 per game)	'04-'08
Conf. Game	8	Terrie Davis vs. Lamar	1-12-08
Conf. Season	46	Terrie Davis (2.9 per game)	'07-'08
Consecutive	8	Nicole Dunson (3-3) vs. Texas St.	2-12-05
		Nicole Dunson (5-6) @ Southeastern La.	2-17-05

### 3PT FIELD GOALS ATTEMPTED

Game	16	Jordan Stark vs. UT Arlington	3-14-09
Season	224	Terrie Davis (6.8 per game)	'07-'08
Career	561	Terrie Davis (4.7 per game)	'90-'94
Conf. Game	15	Terrie Davis vs. Lamar	1-12-08
Conf. Season	123	Terrie Davis (7.7 per game)	'07-'08
	123	Rosie Smith (6.8 per game)	'98-'99

### 3PT FIELD GOAL PERCENTAGE (min attempts)

Game (5)	.875	Rosie Smith (7-8) vs. SFA	1-8-98
Season (75)	.441	Nicole Dunson (52-118)	'05-'06
Career (150)	.422	Nicole Dunson (98-234)	'04-'06
Conf. Game (5)	.875	Rosie Smith (7-8) vs. SFA	1-8-98
Conf. Season (50)	.407	Rosie Smith (33-81)	'97-'98

### FREE THROWS MADE

Game	17	Monica Gibbs vs. Texas St.	3-4-09
Season	167	Tammy Rogers (5.6 per game)	'90-'91
		Monica Gibbs (5.1 per game)	'08-'09
Career	553	Angel Singleton (5.3 per game)	'93-'98
Conf. Game	17	Monica Gibbs vs. Texas St.	3-4-09
Conf. Season	116	Angel Singleton (6.4 per game)	'94-'95
Consecutive	29	Starlite Williams	11-28-68 thru 12-6-86

### FREE THROWS ATTEMPTED

Game	24	Monica Gibbs vs. Texas St.	3-4-09
Season	275	Monica Gibbs (8.3 per game)	'08-'09
Career	779	Monica Gibbs (6.3 per game)	'05-'09
Conf. Game	24	Monica Gibbs vs. Texas St.	3-4-09
Conf. Season	143	Monica Gibbs (8.9 per game)	'08-'09

### FREE THROW PERCENTAGE

Game	1.000	Whitney York vs. Central Arkansas (12-12)	02-10-10
Season	.903	Rhonda Hoffman (28-31)	'83-'84
Career	.820	Rosie Smith (169-206)	'97-'99
Conf. Game	1.000	Whitney York vs. Central Arkansas (12-12)	02-10-10
Conf. Season	.870	Rosie Smith (40-46)	'97-'98

### REBOUNDS

Game	24	M. Martinovich vs. A&M-Kingsville	11-27-81
Season	351	Onika Anderson (10.6 per game)	'08-'09
Career	990	Monica Gibbs (8.0 per game)	'05-'09
Conf. Game	23	Onika Anderson vs. Sam Houston	2-25-09
Conf. Season	175	Keelah Wilson (9.7 per game)	'99-'00

### ASSISTS

Game	15	Monica Gibbs vs. Huston-Tillotson	12-6-08
Season	221	Monica Gibbs (6.7 per game)	'08-'09
Career	693	Monica Gibbs (5.6 per game)	'05-'09
Conf. Game	15	Monica Gibbs @ Central Ark.	2-11-09
Conf. Season	115	Monica Gibbs (7.2 per game)	'08-'09

### STEALS

Game	9	Rhonda Hoffman vs. Sam Houston	1-27-84
Season	92	Starlite Williams (3.5 per game)	'86-'87
Career	281	Starlite Williams (2.9 per game)	'83-'87
Conf. Game	8	Terrie Davis @ A&M-CC	1-27-07
Conf. Season	51	Joyce Howard (3.0 per game)	'97-'98

### BLOCKS

Game	8	Kim Duncan @ Texas St.	1-24-85
Season	57	Kim Duncan (2.0 per game)	'84-'85
Career	93	Kim Duncan (1.7 per game)	'83-'85
Conf. Game	8	Kim Duncan @ Texas St.	1-24-85
Conf. Season	29	Keelah Wilson (1.6 per game)	'99-'00



**Monica Gibbs holds the all-time assists (693) and rebounding (990) records.**



## UTSA Team Records

### WINS (Highs)

Season	24	(24-9)	'08-'09
Conf. Season	17	(17-3)	'02-'03

### WINS (Lows)

Season	4	(4-23)	'91-'92
Conf. Season	2	(2-16)	'94-'95
	2	(2-16)	'93-'94

### LOSSES (Highs)

Season	23	(4-23)	'91-'92
Conf. Season	16	(2-16)	'94-'95

### LOSSES (Lows)

Season	6	(21-6)	'83-'84
Conf. Season	3	(17-3)	'02-'03

### POINTS (Highs)

Game	113	vs. Schreiner	11-24-90
	113	vs. Oklahoma City	2-27-84
Season	2,392	(79.7 ppg)	'90-'91
Conf. Game	92	vs. Nicholls	2-17-94
Conf. Season	1,269	(63.5 PPG)	'00-'01
Home Game	113	vs. Schreiner	11-24-90
Opp. Home Court	98	@ Tulane (O/T)	2-16-91
Neutral Court	100	vs. St. Mary's (Hemisfair)	1-24-89
In a Loss	89	@ UA-Anchorage	2-23-91
In Overtime Period	15	vs. Sam Houston	2-3-05

### POINTS (Lows)

Game	32	vs. UTEP	1-11-93
Season	1,455	(51.9 ppg)	'01-'02
Conf. Game	36	vs. Nicholls	1-17-98
Conf. Season	902	(56.4 PPG)	'96-'97
Home Game	32	vs. UTEP	1-11-93
On Neutral Court	32	vs. SFA (Bossier City)	3-9-01
In a Half	10	@ UT Arlington	1-21-97

### FIELD GOALS MADE (Highs)

Game	45	vs. Schreiner	11-24-90
Season	872	(32.3 FG per game)	'83-'84
Conf. Game	34	vs. McNeese St.	2-3-01
Conf. Season	455	(22.8 FG per game)	'00-'01

### FIELD GOALS MADE (Lows)

Game	11	@ Nicholls	1-27-98
Season	516	(18.4 FG per game)	'01-'02
Conf. Game	11	@ Nicholls	1-17-98
Conf. Season	314	(19.6 FG per game)	'96-'97

### FIELD GOALS ATTEMPTED (Highs)

Game	78	@ Rice	1-4-10
Season	2,024	(67.5 attempts per game)	'90-'91
Conf. Game	77	@ Northwestern St.	12-28-93
Conf. Season	1,110	(61.7 attempts per game)	'93-'94

### FIELD GOALS ATTEMPTED (Lows)

Game	36	@ Baylor	12-16-96
Season	1,367	(52.6 attempts per game)	'98-'99
Conf. Game	38	@ McNeese St.	1-19-98
Conf. Season	780	(48.8 attempts per game)	'96-'97

### FIELD GOAL PERCENTAGE (Highs)

Game	.706	vs. Texas Southern	12-5-96
Season	.478	(800-1,675)	'84-'85
Conf. Game	.596	@ Nicholls	2-1-03
Conf. Season	.438	(386-881)	'05-'06

### FIELD GOAL PERCENTAGE (Lows)

Game	.208	@ Tulsa	12-1-07
Season	.364	(516-1,418)	'01-'02
Conf. Game	.212	@ Nicholls	1-17-98
Conf. Season	.364	(333-914)	'01-'02

### 3PT FIELD GOALS MADE (Highs)

Game	13	vs. Tulsa	1-5-09
Season	229	(6.9 3pt-FG per game)	'08-'09
Conf. Game	10	4 Times (@ Northwestern St.)	2-28-93
Conf. Season	109	(6.8 3pt-FG per game)	'08-'09

### 3PT FIELD GOALS MADE (Lows)

Game	0	Multiple Times	
Season	47	(1.7 3pt-FG per game)	'96-'97
Conf. Game	0	Multiple Times	
Conf. Season	29	(1.8 3pt-FG per game)	'96-'97

### 3PT FIELD GOALS ATTEMPTED (Highs)

Game	37	vs. UT Arlington	2-14-09
Season	698	(21.1 attempts per game)	'08-'09
Conf. Game	37	vs. UT Arlington	2-14-09
Conf. Season	350	(21.9 attempts per game)	'08-'09

### 3PT FIELD GOALS ATTEMPTED (Lows)

Game	0	Multiple Times	
Season	167	(6.2 attempts per game)	'96-'97
Conf. Game	0	@ Northwestern St.	1-9-97
Conf. Season	109	(6.8 attempts per game)	'96-'97

### 3PT FIELD GOAL PERCENTAGE (Highs) \*\* (minimum attempts)

Game ** (10)	.667	vs. Southeastern La. (8-12)	3-3-01
Season	.356	(144-405)	'05-'06
Conf. Game ** (10)	.667	vs. Southeastern La. (8-12)	3-3-01
Conf. Season	.438	(67-187)	'05-'06

### 3PT FIELD GOAL PERCENTAGE (Lows)

Game	.000	Multiple Times	
Season	.249	(84-338)	'99-'00
	.249	(87-350)	'93-'94
Conf. Game	.000	Multiple Times	
Conf. Season	.249	(59-237)	'99-'00

### FREE THROWS MADE (Highs)

Game	33	vs. Oral Roberts ^	2-22-86
	33	@ Texas Tech	12-17-88
Season	531	(17.7 FT per game)	'90-'91
Conf. Game	30	@ Northwestern St.	1-3-98
Conf. Season	296	(17.4 FT per game)	'97-'98

### FREE THROWS MADE (Lows)

Game	1	vs. Prairie View A&M	2-10-83
Season	286	(10.6 FT per game)	'81-'82
Conf. Game	1	vs. Texas St.	1-16-93
Conf. Season	174	(10.9 FT per game)	'07-'08

### FREE THROWS ATTEMPTED (Highs)

Game	44	vs. Texas Tech	12-17-88
	44	vs. Kent St.	12-3-93
Season	789	(26.3 attempts per game)	'90-'91
Conf. Game	40	@ Northwestern St.	1-3-98
Conf. Season	432	(24.0 attempts per game)	'95-'96

### FREE THROWS ATTEMPTED (Lows)

Game	3	vs. St. Mary's	2-14-84
Season	427	(15.8 attempts per game)	'81-'82
Conf. Game	3	vs. Louisiana-Monroe	2-17-01
Conf. Season	271	(16.9 attempts per game)	'07-'08

### FREE THROW PERCENTAGE (Highs) \*\* (minimum attempts)

Game	.944	vs. North Texas (17-18)	1-22-96
Season	.715	(409-572)	'89-'90
Conf. Game ** (10)	.944	vs. North Texas (17-18)	1-22-96
Conf. Season	.742	(296-399)	'97-'98

### FREE THROW PERCENTAGE (Lows) \*\* (minimum attempts)

Game ** (10)	.364	(8-22)	1-2-95
Season	.619	(289-467)	'93-'94
Conf. Game ** (10)	.400	@ Lamar (4-10)	1-6-07
	.400	@ Northwestern St. (4-10)	12-28-93
Conf. Season	.637	(237-372)	'09-'10



### REBOUNDS (Highs)

Game	64	@ Prairie View A&M	2-8-90
Season	1,441	(43.7 RPG)	'08-'09
Conf. Game	62	@ Sam Houston	2-20-10
Conf. Season	759	(38.0 RPG)	'00-'01

### REBOUNDS (Lows)

Game	21	@ UT Arlington	1-23-07
Season	863	(33.2 RPG)	'98-'99
Conf. Game	21	@ UT Arlington	1-23-07
Conf. Season	544	(32.0 RPG)	'97-'98

### ASSISTS (Highs)

Game	34	@ Southwestern	11-22-83
	34	vs. Okla. City	2-27-84
Season	627	(24.1 APG)	'95-'96
Conf. Game	27	@ Sam Houston St.	2-22-01
Conf. Season	274	(13.7 APG)	'00-'01

### ASSISTS (Lows)

Game	1	@ Creighton	2-10-87
Season	273	(10.5 APG)	'98-'99
Conf. Game	2	@ UT Arlington	1-23-07
Conf. Season	162	(10.1 APG)	'09-'10

### TURNOVERS (Highs)

Game	38	vs. Sam Houston St.	1-12-95
Season	679	(25.1 TO per game)	'91-'92
Conf. Game	38	vs. Sam Houston St.	1-12-95
Conf. Season	459	(25.5 TO per game)	'94-'95

### TURNOVERS (Lows)

Game	6	Twice (@ Texas St.)	3-3-10
Season	420	(15 TO Per Game)	'97-'98
Conf. Game	6	Twice (@ Texas St.)	3-3-10
Conf. Season	212	(13.3 TO per game)	'07-'08

### STEALS (Highs)

Game	32	@ Hardin-Simmons	2-6-84
Season	373	(13.8 SPG)	'86-'87
Conf. Game	20	vs. North Texas	1-30-93
Conf. Season	195	(10.8 SPG)	'92-'93

### STEALS (Lows)

Game	0	Multiple Times	
Season	163	(6.3 SPG)	'98-'99
Conf. Game	0	@ Nicholls	2-19-05
Conf. Season	109	(6.1 SPG)	'98-'99

### BLOCKS (Highs)

Game	10	@ Northwestern St.	3-3-06
Season	(2x) 112	(3.4 BPG)	'08-'09
Conf. Game	10	@ Northwestern St.	3-3-06
Conf. Season	61	(3.8 BPG)	'07-'08

### BLOCKS (Lows)

Game	0	Multiple Times	
Season	22	(0.8 BPG)	'96-'97
Conf. Game	0	Multiple Times	
Conf. Season	9	(0.6 BPG)	'96-'97

### PERSONAL FOULS (Highs)

Game	33	@ UC Irvine	11-26-99
Season	653	(24.2 PF per game)	'83-'84
Conf. Game	29	@ Louisiana-Monroe	1-5-98
Conf. Season	384	(19.2 PF per game)	'00-'01
Most Disqualifications	28		'83-'84

### PERSONAL FOULS (Lows)

Game	8	vs. A&M-Corpus Christi	2-2-08
Season	471	(16.2 PF per game)	'02-'03
Conf. Game	8	vs. A&M-Corpus Christi	2-2-08
Conf. Season	244	(15.3 PF per game)	'07-'08



The 2002-03 Roadrunners set a school record with 17 conference wins en route to their first-ever Southland Conference Regular Season Championship.



UTSA captured the program's first-ever Southland Conference Tournament Championship in March 2008.



The Roadrunners won their second Southland Conference Regular Season Championship after defeating Stephen F. Austin on March 7, 2009.



The 2008-09 UTSA women's basketball team collected its second straight Southland Conference Tournament Championship.



## 1,000-Point Club



**Starlite Williams**  
Years Played: 1983-87  
Games: 97  
Average: 16.5  
Points: 1,607



**Angel Singleton**  
Years Played: 1994-98  
Games: 105  
Average: 14.8  
Points: 1,557



**Margaret Martinovich**  
Years Played: 1981-85  
Games: 108  
Average: 13.7  
Points: 1,480



**Monica Gibbs**  
Years Played: 2005-09  
Games: 123  
Average: 11.9  
Points: 1,460



**Tisha Boldt**  
Years Played: 1986-91  
Games: 111  
Average: 12.5  
Points: 1,391



**Tammy Rogers**  
Years Played: 1987-91  
Games: 96  
Average: 13.9  
Points: 1,340



**Michelle Martin**  
Years Played: 1989-93  
Games: 103  
Average: 11.5  
Points: 1,189



**Sharon Wilson**  
Years Played: 1985-89  
Games: 102  
Average: 11.5  
Points: 1,172



**Nikki Hendrix**  
Years Played: 2001-04  
Games: 78  
Average: 14.4  
Points: 1,122



**Kim Maxwell**  
Years Played: 1981-84  
Games: 81  
Average: 13.3  
Points: 1,081



**Terrie Davis**  
Years Played: 2004-08  
Games: 118  
Average: 8.9  
Points: 1,052



## Top 25 Career Scorers

Player, Seasons	G	FG	3Pt	FT	Avg.	Points
1. Starlite Williams (83-87)	97	674	0	259	16.5	1,607
2. Angel Singleton (94-98)	105	506	0	553	14.8	1,557
3. Margaret Martinovich (81-85)	108	589	0	302	13.7	1,480
4. Monica Gibbs (05-09)	123	490	15	465	11.9	1,460
5. Tisha Boldt (86-91)	111	561	0	256	12.5	1,391
6. Tammy Rogers (87-91)	96	451	27	355	13.9	1,340
7. Michelle Martin (89-93)	103	444	55	249	11.5	1,189
8. Sharon Wilson (85-89)	102	460	-	252	11.4	1,172
9. Nikki Hendrix (01-04)	78	426	45	225	14.4	1,122
10. Kim Maxwell (81-84)	81	502	-	77	13.3	1,081
11. Terrie Davis (04-08)	118	331	195	195	8.9	1,052
12. Lacy Mingee (01-06)	113	357	6	183	8.0	904
13. Rosie Smith (97-99)	54	308	94	169	16.2	879
14. Debbye Groves (84-88)	101	355	-	167	8.6	877
15. Vivian Ewalefo (05-07)	60	322	6	196	14.1	846
16. Valerie Wells (82-84)	54	367	-	94	15.3	828
17. Onika Anderson (05-09)	59	345	-	110	13.6	800
18. Katie Sandefur (02-06)	116	290	47	155	6.7	782
<b>19. Whitney York (2007-P)</b>	<b>70</b>	<b>280</b>	<b>15</b>	<b>223</b>	<b>11.4</b>	<b>798</b>
20. Karen Gaskin (88-90)	54	298	-	168	14.1	762
<b>21. Amber Gregg (2007-P)</b>	<b>89</b>	<b>230</b>	<b>152</b>	<b>134</b>	<b>8.4</b>	<b>746</b>
22. Renda Churman (97-01)	107	308	1	115	6.8	732
23. Latifa Northern (98-02)	109	268	44	137	6.6	717
24. Melinda Hausenfluke (90-94)	108	260	35	125	6.2	678
25. Rhonda Hoffman (83-87)	102	254	-	153	6.4	661



*Starlite Williams is UTSA's all-time scoring leader with 1,607 points.*



*Tammy Rogers stands sixth all-time in points scored with 1,189 points.*



## Scoring Records

### Most Points Scored In A Game

Player	Date	Opponent	FG	3PT	FT	PTS
1. Starlite Williams	12-16-86	St. Mary's	16	-	8	40
2. Angel Singleton	2-1-97	Northwestern State	10	0	16	36
3. Starlite Williams	12-31-84	Minnesota	15	-	4	34
4. Rosie Smith	1-8-98	Stephen F. Austin	11	7	3	32
Tammy Rogers	12-19-90	Texas A&M	8	4	12	32
Amber Gregg	11-28-09	Jacksonville State	11	7	3	32
7. Tammy Rogers	1-30-91	UT-Pan American	13	4	1	31
Starlite Williams	12-9-86	Baylor	14	0	3	31
9. Starlite Williams	12-3-86	Houston	10	-	10	30
Starlite Williams	12-3-85	Rice	11	-	8	30
Kim Maxwell	2-27-84	Oklahoma	14	-	2	30
Rosie Smith	2-20-99	Lamar	9	4	8	30

### Most Points Scored In A Conference Game


Player	Date	Opponent	FG	3PT	FT	PTS
1. Angel Singleton	2-1-97	Northwestern State	10	0	16	36
2. Rosie Smith	1-8-98	Stephen F. Austin	11	7	3	32
3. Rosie Smith	2-20-99	Lamar	9	4	8	30
4. Rosie Smith	1-2-99	Lamar	10	6	3	29
Monica Gibbs	3-4-09	Texas St.	6	-	17	29
5. Nikki Hendrix	2-21-02	Southeastern Louisiana	12	0	4	28
Sabirah Spencer	2-14-98	UT Arlington	6	4	12	28
Onika Anderson	2-11-09	Central Arkansas	12	-	4	28
7. Angel Singleton	2-13-95	UT Arlington	-	-	15	27
Nikki Hendrix	1-2-03	Northwestern State	10	0	7	27
Onika Anderson	2-9-08	Stephen F. Austin	12	0	3	27
Ryba Pawlaczyk	2-18-09	A&M-Corpus Christi	12	0	3	27
10. Judy Jones	2-3-10	Sam Houston State	8	0	10	26
Onika Anderson	2-16-08	Nicholls	11	0	4	26
Nikki Hendrix	1-31-04	Nicholls	7	1	11	26
Nikki Hendrix	2-28-04	Northwestern State	10	1	5	26
Rosie Smith	2-18-99	Sam Houston State	10	3	3	26
Angel Singleton	2-8-96	Nicholls	-	-	-	26

### Most Points Scored In A Conference Season

Player, Season	G	FG	3Pt	FT	Avg.	Points
1. Nikki Hendrix (2002-03)	20	120	13	67	16.2	325
2. Rosie Smith (1998-99)	18	104	32	80	17.8	320
3. Angel Singleton (1996-97)	16	93	0	84	16.9	270
4. Monica Gibbs (2008-09)	16	85	2	90	16.4	262
5. Nikki Hendrix (2001-02)	20	104	9	43	13.0	260
6. Renda Churman (2000-01)	21	116	1	25	12.3	258
Nikki Hendrix (2003-04)	15	93	11	61	17.2	258
8. Keelah Wilson (1999-00)	18	102	0	51	14.2	255
9. Onika Anderson (2007-08)	16	111	0	30	15.8	252
10. Vivian Ewalefo (2006-07)	16	94	3	59	15.6	250

### Highest Scoring Average In A Conference Season

Player, Season	G	Points	Avg.
1. Rosie Smith (1998-99)	18	320	17.8
2. Kim Maxwell (1983-84)	10	173	17.3
3. Nikki Hendrix (2003-04)	15	258	17.2
4. Angel Singleton (1996-97)	16	270	16.9
Monica Gibbs (2008-09)	16	262	16.4
5. Nikki Hendrix (2002-03)	20	325	16.2
Whitney York (2009-10)	16	243	16.2
7. Valarie Wells (1983-84)	10	161	16.1
8. Onika Anderson (2007-08)	16	252	15.8
9. Vivian Ewalefo (2006-07)	16	150	15.6
10. Angel Singleton (1997-98)	16	244	15.2
Rosie Smith (1997-98)	16	243	15.2



**Rosie Smith posted the highest scoring average in conference play at 17.8 points per game.**



**In 2003-04, Nikki Hendrix scored a record 325 points in conference play.**



## 500-Rebound Club



**Monica Gibbs**  
**Years Played:** 2005-09  
**Games:** 123  
**Average:** 8.0  
**Rebounds:** 990



**Margaret Martinovich**  
**Years Played:** 1981-85  
**Games:** 108  
**Average:** 7.2  
**Rebounds:** 778



**Angel Singleton**  
**Years Played:** 1994-98  
**Games:** 105  
**Average:** 6.9  
**Rebounds:** 730



**Tisha Boldt**  
**Years Played:** 1986-91  
**Games:** 111  
**Average:** 6.1  
**Rebounds:** 675



**Starlite Williams**  
**Years Played:** 1983-87  
**Games:** 97  
**Average:** 6.6  
**Rebounds:** 636



**Michelle Martin**  
**Years Played:** 1989-93  
**Games:** 103  
**Average:** 5.7  
**Rebounds:** 590



**Debbye Groves**  
**Years Played:** 1984-88  
**Games:** 101  
**Average:** 5.5  
**Rebounds:** 550



**Tiffany Williams**  
**Years Played:** 1990-94  
**Games:** 102  
**Average:** 5.3  
**Rebounds:** 544



**Tammy Rogers**  
**Years Played:** 1987-91  
**Games:** 96  
**Average:** 5.3  
**Rebounds:** 513



*Monica Gibbs is one of six players in school history to record more than 1,000 points and 500 rebounds.*





## Miscellaneous Records

### Rebounding

#### Most Rebounds/Game

Reb. Player	Date	Opponent
24, M. Martinovich	11-27-81	A&M-Kingsville
23, Onika Anderson	2-21-09	Sam Houston
22, Ashleigh Franklin	2-20-10	Sam Houston
20, Cindy Pavell	12-1-81	TLU
19, Keelah Wilson	12-30-99	UTA
19, Vivian Ewalefo	1-6-07	Lamar
19, Onika Anderson	1-26-08	Texas St.
18, Ashleigh Franklin	12-7-09	Houston
18, Tammy Tilghman	12-9-88	Iona
17, Richelle Parks	12-19-05	UT-Martin
17, M. Martinovich	1-6-83	TSU
17, Angel Singleton	1-22-96	UNT
17, Vivian Ewalefo	3-3-06	NW St.
16, Niki Foster	2-22-01	Sam Houston
16, Keelah Wilson	1-20-00	NW St.
16, Angel Singleton	1-11-96	McNeese
16, Onika Anderson	1-19-08	NW St.
16, Onika Anderson	2-2-08	A&MCC
16, Onika Anderson	1-10-09	McNeese
15, Angel Singleton	2-2-95	NW St.
15, A. Archambaldt	3-16-94	Sam Houston
15, Mantha Emory	12-30-93	ULM
15, Michelle Martin	2-10-83	PV-A&M

#### Most Rebounds/Conference Game

Player	Reb.	Opponent
1. Onika Anderson	23	Sam Houston (2-21-09)
2. Ashleigh Franklin	22	Sam Houston (2-20-10)
3. Keelah Wilson	19	UTA (12-30-99)
Vivian Ewalefo	19	Lamar (1-6-07)
Onika Anderson	19	Texas St. (1-26-08)
6. Vivian Ewalefo	17	NW St. (3-3-06)
7. Onika Anderson	16	NW St. (1-19-08)
Nikki Foster	16	Sam Houston (2-22-01)
Keelah Wilson	16	NW St. (1-20-00)
Keelah Wilson	16	NW St. (2-19-00)
Onika Anderson	16	McNesse (1-10-09)



**Onika Anderson**

### Field Goals

#### Most Field Goals/Game

FG Player	Date	Opponent
16, Starlite Williams	12-16-86	St. Mary's
15, Starlite Williams	12-31-84	Minnesota
12, Ashleigh Franklin	12-30-09	Louisiana Tech
12, Keelah Wilson	12-3-99	UTPA
12, Nikki Hendrix	2-11-02	SU
12, Onika Anderson	2-11-09	UCA
12, Ryba Pawlaczyk	2-18-09	A&M-CC
11, Amber Gregg	11-28-09	Jacksonville St.
11, Rosie Smith	1-8-98	SFA
11, Richelle Parks	1-20-05	McNeese

#### Most Field Goals/Conference Game

FG Player	Date	Opponent
12, Onika Anderson	2-9-08	SFA
12, Nikki Hendrix	2-11-02	SLU
12, Onika Anderson	2-11-09	UCA
12, Ryba Pawlaczyk	2-18-09	A&M-CC
11, Onika Anderson	2-16-08	Nicholls
11, Richelle Parks	1-20-05	McNeese
11, Rosie Smith	1-8-98	SFA
10, Whitney York	2-20-10	Sam Houston
10, Vivian Ewalefo	2-2-06	Nicholls
10, Vivian Ewalefo	2-22-07	McNeese
10, Monica Gibbs	2-8-07	SLU
10, Nikki Hendrix	1-2-03	NW St.
10, Nikki Hendrix	2-28-04	NW St.
10, Angel Singleton	2-17-97	NW St.
10, Rosie Smith	1-2-99	Lamar
10, Rosie Smith	2-18-99	Sam Houston

#### Field Goal Attempts /Season

Player	FG	Year
1. Tammy Rogers	482	1990-91
2. Monica Gibbs	455	2008-09
3. Rosie Smith	434	1998-99
4. Vivian Ewalefo	413	2006-07
5. Starlite Williams	408	1984-85
6. Sharon Wilson	366	1988-89
7. Valerie Wells	365	1983-84
8. Trisha Boldt	361	1988-89
Onika Anderson	361	2008-09
9. Keelah Wilson	360	1999-00
10. Rosie Smith	359	1997-98

#### Field Goal Attempts/Conference Season

Player	FGA	Year
1. Rosie Smith	300	1998-99
2. Nikki Hendrix	252	2002-03
3. Keelah Wilson	241	1999-00
4. Renda Churman	235	2000-01
5. Nikki Hendrix	231	2001-02
6. Nikki Hendrix	221	2003-04
7. Monica Gibbs	216	2008-09
7. Vivian Ewalefo	214	2006-07
8. Kisha Dancy	210	1994-95
9. Jene Vanderbilt	203	1999-00
Onika Anderson	203	2007-08



**Starlite Williams**

#### Field Goals Attempted/Career

Player	FGA	Years
1. Starlite Williams	1,305	1983-87
2. Monica Gibbs	1,250	2005-09
3. Tammy Rogers	1,137	1987-91
3. Sharon Wilson	1,136	1985-89
4. Trisha Boldt	1,111	1987-91
5. Kim Maxwell	1,048	1981-84
6. Michelle Martin	1,043	1989-93
7. Margaret Martinovich	1,039	1981-85
8. Angel Singleton	990	1993-98
9. Vivian Ewalefo	968	2005-07
10. Terrie Davs	895	2004-08

### Three-Point FG Records

#### Most 3-Pointers Made/Game

Player	FG	Opponent
1. Terrie Davis	8	Lamar (1-12-08)
2. Rosie Smith	7	SFA (1-8-98)
Terrie Davis	7	Texas St. (1-26-08)
Jordan Stark	7	UTA (3-14-09)
Amber Gregg	7	Jacksonville St. (11-28-09)
5. Rosie Smith	6	Lamar (1-2-99)
Stephanie Schaffer	6	A&M-K'ville (11-25-95)
Sherika Nelson	6	UNT (1-22-96)
Sherika Nelson	6	SFA (1-4-96)
Terrie Davis	6	UCA (1-17-08)
Amber Gregg	6	High Point (12-30-08)
Amber Gregg	6	Tulsa (1-5-09)
Alysse Davis	6	UCA (2-11-09)
Amber Gregg	6	C. of Charleston (11-21-09)

#### Most 3-Pointers/Conference Game

Player	Date	Opponent
1. Terrie Davis	8	Lamar (1-12-08)
2. Rosie Smith	7	SFA (1-8-98)
Jordan Stark	7	UTA (3-14-09)
4. Alysse Davis	6	UCA (2-11-09)
Rosie Smith	6	Lamar (1-2-99)
Sherika Nelson	6	SFA (1-4-96)
Sherika Nelson	6	UNT (1-22-96)
Terrie Davis	6	UCA (1-17-08)
Terrie Davis	6	Texas St. (1-26-08)
Nicole Dunson	6	Sam Houston (1-19-06)



### Most 3-Point FG Attempts/Game

Player	FGA	Opponent
1. Jordan Stark	16	UTA (3-14-09)
2. Terrie Davis	15	Lamar (1-12-08)
Jordan Stark	15	UTA (2-14-09)
3. Philicia Ross	13	ULM (2-15-92)
Rosie Smith	13	Texas St. (2-27-99)
Philicia Ross	13	Schreiner (2-1-93)
6. Sherika Nelson	12	UNT (1-22-96)
Nicole Dunson	12	NW St. (1-8-05)
Lynsey Freeman	12	Memphis (12-29-06)
Terrie Davis	12	UTA (2-21-08)
10. Terrie Davis	11	Buffalo (12-30-05)
Terrie Davis	11	UCA (1-17-08)
Terrie Davis	11	SLU (2-14-08)
Terrie Davis	11	Texas St. (1-26-08)
Terrie Davis	11	UCA (1-17-08)

### Most 3-Point FG Attempts/Conf. Game

Player	FGA	Opponent
1. Jordan Stark	16	UTA (3-14-09)
2. Terrie Davis	15	Lamar (1-12-08)
Jordan Stark	15	UTA (2-14-09)
4. Philicia Ross	13	ULM (2-15-92)
Rosie Smith	13	Texas St. (2-27-99)
6. Amber Gregg	12	Lamar (1-30-10)
Amber Gregg	12	Lamar (2-27-10)
8. Terrie Davis	11	UCA (1-17-08)
Terrie Davis	11	SLU (2-14-08)
Terrie Davis	11	Texas St. (1-26-08)
Terrie Davis	11	UCA (1-17-08)

### Consecutive 3-Pointers Made

Player	Date	Opponent
8, Nicole Dunson	2-12 to 2-17-05	two opp.

### Most 3-Pointers Made/Conf. Season

Player	FG	Season
1. Terrie Davis	46	2007-08
2. Rosie Smith	33	1997-98
3. Rosie Smith	32	1998-99
4. Julie Rampley	31	2000-01
5. Nicole Dunson	30	2004-05
6. Nicole Dunson	28	2005-06
7. Julie Rampley	26	2002-03
8. Terrie Davis	25	2006-07

### Most 3-Point FG Attempts/Season

Player	FGA	Year
1. Terrie Davis	224	2007-08
2. Amber Gregg	183	2009-10
3. Terrie Davis	165	2006-07
4. Jordan Stark	158	2007-08
5. Rosie Smith	157	1998-99
6. Rosie Smith	141	1997-98
7. Lynsey Freeman	140	2006-07
8. Melinda Hausenfluke	136	1991-92
9. Sherika Nelson	134	1995-96
10. Nicole Dunson	118	2005-06

### 3-Point FG Attempts/Career

Player	FGA	Years
1. Terrie Davis	561	2004-08
2. Amber Gregg	483	2007-P
3. Philicia Ross	375	1990-94
4. Rosie Smith	298	1997-99
5. Nicole Dunson	234	2004-06
6. Julie Rampley	212	2000-03
7. Jene Vanderbilt	194	1998-02

### Free Throws

#### Most Free Throws Made/Game

Player	FT	Opponent
1. Monica Gibbs	17	Texas St. (3-4-09)
2. Angel Singleton	16	NW St. (2-1-97)
3. Angel Singleton	15	UTA (3-2-95)
4. Danielle Johnson	15	TSU (11-19-99)
5. Tammy Rogers	13	Tulane (2-16-91)
Whitney York	13	Louisiana Tech (12-30-09)
7. Sabriah Spencer	12	UTA (2-14-98)
Kate Fitzgerald	12	McNeese 1-15-02)
Monica Gibbs	12	Nicholls (2-10-07)
Whitney York	12	C. Arkansas (2-10-10)

#### Most Free Throws Made/Conf. Game

Player	FT	Opponent
1. Monica Gibbs	17	Texas St. (3-4-09)
2. Angel Singleton	16	NW St. (2-1-97)
3. Angel Singleton	15	UTA (3-2-95)
4. Monica Gibbs	12	Nicholls (2-10-07)
Whitney York	12	C. Arkansas (2-10-10)
6. Katie Sandefur	11	Sam Houston (1-19-06)
7. Vivian Ewalefo	11	NW St. (3-3-06)
Monica Gibbs	10	Sam Houston (2-1-07)
Vivian Ewalefo	10	NW St. (1-13-07)

#### Most Free Throws Attempts/Game

Player	FT	Opponent
1. Monica Gibbs	24	Texas St. (3-4-09)
2. Angel Singleton	19	NW St. (2-1-97)
Danielle Johnson	19	TSU (11-19-99)
4. Angel Singleton	16	UTA (3-2-95)
5. Tammy Rogers	15	Wayland Bapt. (11-30-90)



**Angel Singleton**

6. Kate Fitzgerald	14	McNeese (1-15-02)
7. Niki Foster	13	Texas St. (1-27-01)
Richelle Parks	13	UT Martin (12-19-05)
9. Monica Gibbs	12	ULM (1-28-06)
Vivian Ewalefo	12	UTA (3-8-06)

### Most FT Attempts/Conference Game

Player	FT	Opponent
1. Monica Gibbs	24	Texas St. (3-4-09)
2. Angel Singleton	19	NW St. (2-1-97)
3. Monica Gibbs	18	UTA (2-15-07)
4. Angel Singleton	16	UTA (3-2-95)
5. Kate Fitzgerald	14	McNeese (1-15-02)
Judy Jones	14	Sam Houston (2-3-10)
7. Niki Foster	13	Texas St (1-27-01)
Monica Gibbs	13	TAMUCC (1-27-07)
Monica Gibbs	13	Sam Houston (2-1-07)
Monica Gibbs	13	Southeastern La. (3-7-07)

### Highest FT Percentage/Game

FT-A, Player	Date	Opponent
(12-12), Whitney York	2-10-10	C. Arkansas
(11-11), Starlite Williams	11-29-86	Reno
(11-11), Nikki Hendrix	1-31-04	Nicholls
(11-11), Katie Sandefur	1-19-06	Sam Houston
(10-10), Whitney York	11-9-07	H-T
(10-10), Monica Gibbs	12-1-07	Tulsa

### Free Throws Made/Conference Season

Player	Year	FT
1. Angel Singleton	1994-95	116
2. Monica Gibbs	2008-09	90
3. Rosie Smith	1998-99	80
Angel Singleton	1997-98	80
Whitney York	2009-10	80
6. Monica Gibbs	2006-07	77
7. Kate Fitzgerald	2001-02	68
Vivian Ewalefo	2005-06	68
9. Nikki Hendrix	2002-03	67



**Terrie Davis**



## Free Throws Attempted/Season

Player	Year	FTA
1. Monica Gibbs	2008-09	275
2. Monica Gibbs	2006-07	214
3. Tammy Rogers	1990-91	206
4. Angel Singleton	1994-95	198
5. Whitney York	2009-10	193
6. Angel Singleton	1996-97	192
7. Monica Gibbs	2007-08	184
8. Angel Singleton	1997-98	169
9. Tisha Boldt	1990-91	158
10. Angel Singleton	1995-96	157

## Free Throw Percentage/Season (Min. 40 attempts)

Player, Year	M-A	FT%
1. Rosie Smith (97-98)	65-76	88.5
2. Rhonda Hoffman (85-86)	49-56	87.5
3. Terrie Davis (06-07)	65-77	84.4
4. Amber Gregg (08-09)	66-79	83.5
5. Joyce Howard (97-98)	104-127	81.9
6. Tammy Rogers (90-91)	167-206	81.1
7. Amber Gregg (2009-10)	46-57	80.7
8. Tammy Rogers (89-90)	104-129	80.6
9. Rosie Smith (98-99)	104-130	80.0
Nikki Hendrix (03-04)	92-115	80.0

## Free Throws Made/Career

Player	Yrs	FTM
1. Angel Singleton	1993-98	553
2. Monica Gibbs	2005-09	465
3. Tammy Rogers	1987-91	355
4. Margaret Martinovich	1981-85	302
6. Starlite Williams	1983-87	259
Tisha Boldt	1987-91	256

## Free Throws Attempted/Career

Player	Yrs	FTA
1. Monica Gibbs	2005-09	833
2. Angel Singleton	1993-98	721
3. Tammy Rogers	1987-91	453
4. Margaret Martinovich	1981-85	397
5. Tisha Boldt	1987-91	381
6. Starlite Williams	1983-87	365

## Free Throw Percentage/Career (Min. 100 attempts)

Player, Year	A-M	FT%
1. Rosie Smith (97-99)	169-206	82.0
2. Amber Gregg (07-P)	134-166	80.7
3. Rhonda Hoffmann (83-87)	153-195	78.5
4. Amy Alkek (86-88)	88-113	77.8
5. M. Martinovich (81-85)	302-397	76.1
6. Vivian Ewalefo (05-07)	196-262	74.8
7. Nikki Hendrix (01-04)	225-302	74.5
8. Karen Gaskin (88-90)	168-229	73.4
Karen Kroen (83-87)	105-143	73.4
10. Kate Fitzgerald (200-02)	149-204	73.0

## Assists

### Most Assists/Game

AST Player	Date	Opponent
15 Monica Gibbs	2-11-09	UCA
13 Monica Gibbs	12-6-08	H-T
Shelley Seale	1-29-83	H-T
Joyce Howard	2-7-98	McNeese
12 Kim Reed	2-12-05	Texas St.
Shelley Seale	1-17-83	H-T

Tammy Rogers	2-12-91	UTEP
Monica Gibbs	12-30-06	Kent St.
11 Monica Gibbs	3-22-09	Baylor
Monica Gibbs	11-16-08	TCU
Monica Gibbs	2-18-09	TAMUCC
Shelley Seale	2-2-83	SMU
Joyce Howard	3-4-98	Sam Houston
Joyce Howard	3-5-98	SFA
Joyce Howard	11-28-97	H-Simmons
Joyce Howard	1-8-98	SFA
10 Amber Fallis	12-28-98	Fordham
Amber Fallis	2-27-99	Texas St.
Joyce Howard	1-5-98	ULM
Joyce Howard	1-8-98	SFA

## Most Assists/Conference Game

AST Player	Date	Opponent
15 Monica Gibbs	2-11-09	UCA
13 Joyce Howard	2-7-98	McNeese
12 Kim Reed	2-12-05	Texas St.
11 Monica Gibbs	2-18-09	TAMUCC
Joyce Howard	3-4-98	Sam Houston
Joyce Howard	3-5-98	SFA
Joyce Howard	1-8-98	SFA
10 Monica Gibbs	2-28-09	Lamar
Amber Fallis	2-27-99	Texas St.
Joyce Howard	1-5-98	ULM
Joyce Howard	1-8-98	SFA

## Games

### Most Games Played/Season

Gms.	Player	Year
33	Onika Anderson	2008-09
	Monica Gibbs	2008-09
	Ryba Pawlaczyk	2008-09
	Amanda Foster	2007-08
	Monica Gibbs	2007-08
	Whitney York	2007-08
32	Terrie Davis	2007-08
	Amber Gregg	2007-08
31	Jordan Stark	2007-08
30	Melinda Hausenfluke	1990-91
	Tammy Rogers	1990-91
	Tisha Boldt	1990-91
	Portia Matthews	1990-91
	Vivian Ewalefo	2005-06, 06-07
	Lacy Mingee	2005-06
	Katie Sandefur	2005-06
	Terrie Davis	2006-07
	Tia Bogan	2006-07
	Lynsey Freeman	2006-07
	Ashleigh Franklin	2009-10

## Most Games Started/Season

Gm.	Player	Year
33	Onika Anderson	2008-09
	Monica Gibbs	2008-09
	Ryba Pawlaczyk	2008-09
	Amanda Foster	2007-08
	Whitney York	2007-08
31	Terrie Davis	2007-08
30	Tisha Boldt	1990-91
	Vivian Ewalefo	2005-06
	Lacy Mingee	2005-06
	Katie Sandefur	2005-06
	Terrie Davis	2006-07

Monica Gibbs	2007-08
Ashleigh Franklin	2009-10
29 Renda Churman	2000-01
Julie Rampley	2002-03
Nicole Dunson	2005-06
Farren Fox	2005-06
Ana Oliveira	2005-06, 06-07
Vivian Ewalefo	2006-07

## Consecutive Games Started

Player	Starts
1. Tisha Boldt	86
2. Tammy Rogers	80

## Largest Victory Margin

Marg.	Score	Opponent	Date
67	96-29	PV-A&M	2-10-83
	105-38	PV- A&M	12-7-93
61	91-30	Texas Southern	12-5-96
54	86-32	Schreiner	11-15-09
	100-46	Southwestern	11-28-83
53	86-33	Nicholls	1-14-09
49	90-41	H-Simmons	2-20-84
46	72-26	PV-A&M	1-27-83
44	88-44	PV-A&M	11-16-04
43	80-37	Texas Southern	12-16-97
41	88-47	Sam Houston	1-27-84
41	87-46	McNeese St.	2-22-07

## Home Attendance

Attendance	Opponent	Date
2,311	McNeese State	2-7-04
2,021	SW Texas State	1-27-96
1,736	UT Arlington	2-26-05
1,699	Texas A&M-CC	2-24-07
1,690	Texas State	2-23-08
1,445	Texas State	1-21-04
1,428	Texas State	1-27-10



**Monica Gibbs**



## Career Top 10 Lists

### Points

Name	Yr.	Points
1. Starlite Williams	1983-87	1,607
2. Angel Singleton	1994-98	1,557
3. Margaret Martinovich	1981-85	1,480
4. Monica Gibbs	2005-09	1,460
5. Tisha Boldt	1986-91	1,391
6. Tammy Rogers	1987-91	1,340
7. Michelle Martin	1989-93	1,189
8. Sharon Wilson	1985-89	1,172
9. Nikki Hendrix	2001-04	1,122
10. Kim Maxwell	1981-84	1,081

### Scoring Average

Name	Games	Avg
1. Starlite Williams (83-87)	97	16.5
2. Rosie Smith (97-99)	54	16.2
3. Valerie Wells (82-84)	54	15.3
4. Angel Singleton (93-98)	105	14.8
5. Nikki Hendrix (01-04)	78	14.4
6. Karen Gaskin (88-90)	54	14.1
Vivian Ewalefo (05-07)	60	14.1
8. Tammy Rogers (87-91)	96	13.9
9. Margaret Martinovich (81-85)	108	13.7
10. Denise Forestier (90-92)	38	13.6

### Assists

Name	Games	Ast
1. Monica Gibbs (05-09)	123	693
2. Tammy Rogers (87-91)	96	406
3. Rhonda Hoffman (83-87)	102	375
4. Sharon Wilson (85-89)	102	355
5. Joyce Howard (96-98)	53	333
6. Shelley Seale (81-83)	54	296
7. Kim Reed (01-05)	112	272
8. Karen Kroen (83-87)	73	263
9. Kim Maxwell (81-84)	81	259
10. Terrie Davis (04-08)	118	229

### Assists Average

Name	Games	Avg
1. Joyce Howard (96-98)	53	6.2
2. Monica Gibbs (05-09)	123	5.6
3. Shelley Seale (81-83)	54	5.5
4. Tammy Rogers (87-91)	96	4.2
5. Julie Rampley (00-03)	53	3.8
6. Rhonda Hoffman (83-87)	102	3.6
Karen Kroen (83-87)	73	3.6
8. Sharon Wilson (85-89)	102	3.5
9. Kim Maxwell (81-84)	81	3.2
10. Kim Reed (01-05)	112	2.4

### Rebounding

Name	Games	Reb
1. Monica Gibbs (05-09)	123	990
2. Margaret Martinovich (81-85)	108	778
3. Angel Singleton (93-98)	105	730
4. Tisha Boldt (86-91)	111	675
5. Starlite Williams (83-87)	97	636
6. Michelle Martin (89-93)	103	590
7. Debbeye Groves (84-88)	101	550
8. Tiffany Williams (90-94)	102	544
9. Tammy Rogers (87-91)	96	513
10. Katie Sandefur (02-06)	116	473

### Rebounding Average

Name	Games	Avg
1. Monica Gibbs (05-09)	123	8.0
2. Margaret Martinovich (81-85)	108	7.2
3. Angel Singleton (93-98)	105	6.9
4. Starlite Williams (83-87)	97	6.6
5. Tisha Boldt (86-91)	111	6.1
6. Michelle Martin (89-93)	103	5.7
7. Debbeye Groves (84-88)	101	5.5
8. Tiffany Williams (90-94)	102	5.3
9. Lacy Mingee (01-06)	113	4.8
10. Katie Sandefur (02-06)	116	4.1

### Steals

Name	Games	Steals
1. Starlite Williams (83-87)	97	281
2. Michelle Martin (89-93)	103	227
3. Sharon Wilson (85-89)	102	223
4. Rhonda Hoffman (83-87)	102	222
5. Monica Gibbs (05-09)	123	207
6. Terrie Davis (04-08)	118	173
7. Tammy Rogers (87-91)	96	165
8. Angel Singleton (93-98)	105	150
9. Latifa Northern (98-02)	109	144
10. Joyce Howard (96-98)	53	137

### 3-pt FG Made

Name	Games	3-pt
1. Terrie Davis (04-08)	118	168
2. Philicia Ross (90-94)	95	121
3. Jordan Stark (07-09)	55	111
<b>4. Amber Gregg (07-P)</b>	<b>61</b>	<b>103</b>
5. Nicole Dunson (04-06)	54	98
6. Rosie Smith (96-98)	54	94
7. Tammy Rogers (87-91)	96	86
8. Julie Rampley (00-03)	53	78
9. Denise Forestier (90-92)	38	61
10. Kim Reed (01-05)	112	60

### Field Goals Made

Name	Games	FG
1. Starite Williams (83-87)	97	674
2. Margaret Martinovich (81-85)	108	589
3. Tisha Boldt (86-91)	111	561
4. Angel Singleton (93-98)	105	506
5. Kim Maxwell (81-84)	81	502
6. Sharon Wilson (85-89)	102	460
7. Tammy Rogers (87-91)	96	451
8. Michelle Martin (89-93)	103	444
9. Nikki Hendrix (01-04)	81	426
10. Valerie Wells (82-84)	54	367

### Blocks

Name	Games	Blocks
1. Kim Duncan (83-85)	55	93
2. Starlite Williams (83-87)	97	88
3. Mantha Emory (93-95)	52	81
4. Lacy Mingee (01-06)	113	73
5. Monica Gibbs (05-09)	90	69
6. Katie Sandefur (02-06)	116	66
Ryba Pawlaczyk (07-09)	60	66
8. Keelah Wilson (98-00)	52	61
9. Sharon Wilson (83-87)	102	58
10. Carmen Brockman (89-92)	79	57

### Games Played

Name	Years	Games
1. Monica Gibbs	2005-09	123
2. Terrie Davis	2004-08	118
3. Katie Sandefur	2002-06	116
4. Lacy Mingee	2001-06	113
5. Kim Reed	2001-05	112
6. Tisha Boldt	1987-91	111
7. Latifa Northern	1998-02	109
8. Margaret Martinovich	1981-85	108
Melinda Hausenfluke	1990-94	108
10. Renda Churman	1997-01	107

### Games Started

Name	Starts
1. Monica Gibbs	2005-09 113
2. Angel Singleton	1994-98 99
Terrie Davis	2004-08 99
4. Starlite Williams	1983-87 92
5. Tammy Rogers	1987-91 90
6. Tisha Boldt	1986-91 87
7. Latifa Northern	1998-02 83
8. Kim Maxwell	1981-84 81
Melinda Hausenfluke	1990-94 81
10. Katie Sandefur	2002-06 80



## Single-Season Top 10 Lists

Points			Scoring Average			Assists		
Name	Games	Points	Name	Games	Avg	Name	Games	Asts
1. Tammy Rogers (90-91)	30	582	1. Starlite Williams (86-87)	26	20.7	1. Monica Gibbs (08-09)	33	221
2. Starlite Williams (86-87)	26	538	2. Tammy Rogers (90-91)	30	19.4	2. Tammy Rogers (90-91)	30	217
3. Monica Gibbs (08-09)	33	514	3. Nikki Hendrix (03-04)	23	17.7	3. Joyce Howard (97-98)	28	201
4. Starlite Williams (84-85)	28	493	4. Starlite Williams (84-85)	28	17.6	4. Monica Gibbs (07-08)	33	195
5. Vivian Ewalefo (06-07)	30	480	5. Starlite Williams (84-85)	16	17.1	5. Shelley Seale (82-83)	27	173
6. Margaret Martinovich (82-83)	27	469	6. Valerie Wells (83-84)	27	16.7	6. Tammy Rogers (89-90)	28	171
7. Valerie Wells (83-84)	27	452	7. Angel Singleton (96-97)	26	16.2	7. Tammy Rogers (88-89)	26	158
8. Margaret Martinovich (84-85)	28	451	8. Vivian Ewalefo (06-07)	30	16.0	8. Monica Gibbs (06-07)	29	139
9. Onika Anderson (08-09)	33	448	9. Karen Gaskin (89-90)	28	15.8	9. Monica Gibbs (05-06)	28	138
10. Rosie Smith (98-99)	26	443	10. Rosie Smith (97-98)	28	15.6	10. Joyce Howard (96-97)	25	132
Karen Gaskin (89-90)	28	443	Monica Gibbs (08-09)	33	15.6			

Assists Average			Rebounding			Rebounding Average		
Name	Games	Avg	Name	Games	Reb	Name	Games	Avg
1. Tammy Rogers (90-91)	30	7.2	1. Onika Anderson (08-09)	33	351	1. Onika Anderson (08-09)	33	10.6
2. Joyce Howard (97-98)	28	7.1	2. Monica Gibbs (08-09)	33	309	1. Cindy Pavell (81-82)	27	10.0
3. Monica Gibbs (08-09)	33	6.7	3. Ryba Pawlaczyk (08-09)	33	297	3. Monica Gibbs (08-09)	33	9.4
4. Shelley Seale (82-83)	27	6.4	4. Cindy Pavell (81-82)	27	271	4. Monica Gibbs (08-09)	33	9.0
5. Monica Gibbs (07-08)	33	5.9	5. Tisha Boldt (87-88)	30	262	5. Margaret Martinovich (82-83)	27	9.1
6. Joyce Howard (96-97)	25	5.3	6. Margaret Martinovich (82-83)	27	247	Keelah Wilson (99-00)	28	9.1
7. Amber Follis (98-99)	26	4.9	7. Monica Gibbs (07-08)	33	246	7. Onika Anderson (07-08)	26	8.8
Monica Gibbs (05-06)	28	4.9	8. Keelah Wilson (99-00)	28	245	8. Tisha Boldt (90-91)	30	8.7
9. Sharon Wilson (88-89)	26	4.8	9. Monica Gibbs (06-07)	29	235	9. Monica Gibbs (06-07)	29	8.1
10. Monica Gibbs (06-07)	29	4.8	10. Vivian Ewalefo (05-06)	30	229	10. Richelle Parks (04-05)	28	8.0

Steals			3-pt FG Made			Field Goals Made		
Name	Games	Steals	Name	Games	3-pt	Name	Games	FG
1. Starlite Williams (86-87)	26	92	1. Terrie Davis (07-08)	32	82	1. Starlite Williams (86-87)	26	229
2. Joyce Howard (97-98)	28	79	<b>2. Amber Gregg (08-09)</b>	<b>29</b>	<b>73</b>	2. Starlite Williams (84-85)	28	204
3. Michelle Martin (92-93)	26	76	3. Jordan Stark (07-08)	31	56	3. Valerie Wells (83-84)	27	195
4. Tammy Rogers (90-91)	30	74	Tammy Rogers (90-91)	30	56	4. Onika Anderson (08-09)	33	192
5. Sharon Wilson (88-89)	26	71	5. Jordan Stark (08-09)	22	55	5. Margaret Martinovich (82-83)	27	190
Sherika Nelson (95-96)	23	71	6. Terrie Davis (06-07)	30	54	6. Kim Maxwell (83-84)	27	188
7. Starlite Williams (83-84)	27	70	7. Rosie Smith (97-98)	28	53	7. Tisha Boldt (84-85)	28	184
8. Valerie Wells (83-84)	27	69	8. Nicole Dunson (05-06)	29	52	Margaret Martinovich (84-85)	28	184
Amber Prose (00-01)	28	69	9. Nicole Dunson (04-05)	25	46	9. Vivian Ewalefo (06-07)	30	183
10. Three tied		67	10. Sheika Nelson (95-96)	23	43	10. Tammy Rogers (90-91)	30	180
			Lynsey Freeman (06-07)	30	43			

Field Goal % (min 200 attempts)			Blocks			Free Throws		
Name	Season	FG%	Name	Games	Blks	Name	Games	Made
1. M. Martinovich (184-280)	1984-85	.657	1. Kim Duncan (84-85)	28	57	1. Tammy Rogers (90-91)	30	167
2. M. Martinovich (190-332)	1982-83	.570	2. Ryba Pawlaczyk (08-09)	33	56	Moncia Gibbs (08-09)	33	167
3. Karen Gaskin (127-228)	1988-89	.557	3. Mantha Emory (94-95)	26	50	3. Angel Singleton (94-95)	26	149
4. Cindy Pavell (177-324)	1981-82	.546	4. Keelah Wilson (99-00)	28	41	4. Angel Singleton (96-97)	27	145
5. Kim Maxwell (188-349)	1983-83	.538	5. Kim Duncan (83-84)	27	36	5. Monica Gibbs (06-07)	29	136
6. Portia Matthews (108-203)	1990-91	.532	Starlite Williams (86-87)	26	36	6. Angel Singleton (97-98)	28	131
Onika Anderson (192-361)	2008-09	.532	7. Amanda Foster (07-08)	33	35	7. Tisha Boldt (90-91)	30	111
8. Onika Anderson (153-294)	2007-08	.520	8. Valerie Wells (83-84)	27	34	8. Monica Gibbs (07-08)	33	110
9. Angel Singleton (118-229)	1994-95	.515	9. Mantha Emory (93-94)	26	31	9. Vivian Ewalefo (06-07)	30	108
10. Tisha Boldt (184-361)	1987-88	.509	10. Sharon Wilson (87-88)	26	30	10. Rosie Smith (98-99)	26	104
						Tammy Rogers (89-90)	28	104



## Honor Roll

Terrie Davis — 2008  
Ashleigh Franklin — 2010

### Honorable Mention

Ryba Pawlaczyk — 2009

### Southland Tournament MVP

Monica Gibbs — 2008  
Onika Anderson — 2009

### All-Southland Tournament

Rosie Smith — 1998  
Nikki Hendrix — 2003  
Nikki Hendrix — 2004  
Vivian Ewalefo — 2006  
Monica Gibbs — 2006  
Terrie Davis — 2008  
Onika Anderson — 2008  
Monica Gibbs — 2009  
Jordan Starks — 2009

### Academic Awards

#### ESPN The Magazine/CoSIDA Academic

#### All-District IV

2008-09 — Ryba Pawlaczyk (Second Team)

### Southland Conference Student-Athlete of the Year

2004-05 — Nicole Duson  
2008-09 — Ryba Pawlaczyk

### Southland Conference All-Academic First Team

Nicole Dunson — 2005  
Ryba Pawlaczyk — 2009



**Monica Gibbs was the first player to garner Southland Conference Player of the Year and Defensive Player of the Year honors in the same season (2009).**

## Southland Conference Postseason Honors

### Player of the Year

2009 — Monica Gibbs

### Coach of the Year

2001 — Rae Rippetoe-Blair  
2003 — Rae Rippetoe-Blair  
2009 — Rae Rippetoe-Blair

### Freshman of the Year

1998 — Rosie Smith  
2005 — Richelle Parks  
2006 — Monica Gibbs

### Newcomer of the Year

2002 — Nikki Hendrix  
2003 — Dwella Holliday  
2006 — Viviana Ewalefo  
2008 — Onika Anderson

### Defensive Player of the Year

2009 — Monica Gibbs

### All-Southland Conference First Team

Nikki Hendrix — 2003  
Nikki Hendrix — 2004  
Vivian Ewalefo — 2006  
Vivian Ewalefo — 2007  
Monica Gibbs — 2008  
Monica Gibbs — 2009  
Onika Anderson — 2009

### Second Team

Angel Singleton — 1997  
Joyce Howard — 1998  
Rosie Smith — 1999  
Keelah Wilson — 2000  
Rendra Churman — 2001  
Julie Rampley — 2001  
Nikki Hendrix — 2002  
Dewella Holliday — 2004  
Richelle Parks — 2005  
Monica Gibbs — 2007  
Onika Anderson — 2008  
Whitney York — 2010  
Judy Jones — 2010

### Third Team

Julie Rampley — 2003  
Tanisha Jackson — 2003  
Nicole Dunson — 2006

## Individual Opponent Records

### Single Game

**Points Scored**  
43, Amanda Jackson, Miami/Ohio (12-29-07)

### Points Scored/Conference Game

35, Tammy Terry, Okla. City (2-27-84)

### Field Goals

16, Lisa Foss, No. Illinois (2-22-91)

### Field Goals/Conference Game

13, Sheronda Bell, NW St. (1-26-06)

### Free Throws

17, Tammy Terry, Okla. City (2-27-84)

### Free Throws/Conference Game

17, Tammy Terry, Okla. City (2-27-84)

### Free Throw Attempts

21, Katrina Price, SFA (3-5-98)

### Free Throw Attempts/Conference

21, Katrina Price, SFA (3-5-98)

### Three-Point FG

9, Carin Stites, Oklahoma (1-21-91)  
Angela Branch, ULM (12-30-93)

### 3-Point FG/Conference Game

9, Angela Branch, ULM (12-30-93)

### Rebounds

21, Kris Veatch, New Mexico St., (1-23-88)  
Yolanda Wilkerson, Texas St. (12-24-96)

### Rebounds/Conference Game

21, Yolanda Wilkerson, Texas St. (12-24-96)

### Assists

14, Amy Sheiron, Sam Houston (2-18-99)

### Turnovers

12, Lakeita Richardson, Sam Houston (2-10-94)

### Blocked Shots

7, Shannon Spriggs, UT Arlington (3-2-95)

### Steals

11, Leslie Hale, Sam Houston (2-11-95)

## Team Records

### Single Game

**Points Scored**  
115 by Houston (12-18-89)

### Points Scored/Conference Game

102 by Stephen F. Austin (2-3-96)

### Points Scored/Single Half

66 (1st half) by Houston (12-18-89)  
60 (2nd half) by Houston, 11-27-90

### Fewest Points in a Game

26 by Prairie View A&M (1-29-83)

### Fewest Points/Conference Game

37 by Texas A&M-Corpus Christi (2-17-10)

### Fewest Points Scored/Single Half

8 (first half) by Prairie View A&M (12-3-96)

### Most Field Goals

47 by Houston (11-27-90)

### Fewest Field Goals in a Game

7 by Schreiner (11-15-09)

## Individual Scoring By An Opponent/Single Game

Pts.	Player	School	Date	Site	Result
43	Amanda Jackson	Miami (Ohio)	12-29-07	Convocation Center	W, 90-89 (2OT)
37	Lisa Foss	No. Illinois	2-22-91	Anchorage, Alaska	L, 73-103
36	Carin Sites	Oklahoma	1-21-91	Norman, Okla.	L, 86-93
	Kris Veatch	NM St.	2-23-88	Las Cruces, N.M.	L, 80-90
35	Peggy Sifford	Hardin-Simmons	2-17-86	Convocation Center	W, 83-67
	Tammy Terry	Okla. City	2-27-84	Convocation Center	W, 113-91
34	Diamond Cosby	NW St.	2-29-05	Convocation Center	L, 68-82
	Terra Wallace	UT Arlington	2-16-05	Convocation Center	W, 68-67 (OT)
33	Vivian Herron	Oral Roberts	1-28-89	Tulsa, Okla.	L, 71-92
32	Shelly Wallace	Arkansas	12-3-88	Nacogdoches	L, 57-75
	Sherry Dailey	Oral Roberts	1-21-84	Tulsa, Okla.	W, 77-72
	Carvie Upshaw	New Orleans	2-2-87	New Orleans, La.	L, 63-77
	Joskeen Garner	NW St.	2-28-94	Convocation Center	L, 56-71
	Tamara Thompson	Texas St.	2-18-06	Convocation Center	L, 71-73 (OT)
31	Terri Butler	ULM	1-5-98	Monroe, La.	L, 70-80 (OT)
	Annette Smith	Texas	12-7-83	Austin	L, 45-90
	Reena Lynch	Texas Tech	12-13-86	Lubbock	L, 62-75
	Uirannah Jackson	Lamar	11-27-89	Beaumont	L, 68-90
	Sheronda Bell	NW St.	1-26-06	Convocation Center	W, 73-65
30	Shanavia Dowdell	Louisiana Tech	12-30-09	Convocation Center	L, 82-72
	Katrina Price	SFA	1-8-98	Convocation Center	L, 71-84
	Antoinette Norris	SFA	1-9-88	Nacogdoches	L, 58-81

### Fewest Field Goals in a Half

1 by Prairie View A&M (12-3-96)  
Schreiner (11-15-09)

### Fewest Field Goals/Conf. Game

12, Southeastern Louisiana (1-4-01)

### Most Field Goal Attempts

90 by Houston (11-27-90)

### Highest FG Percentage

61.9 % (26 of 42) by Oral Roberts (2-25-84)

### Highest Field Goal Percentage in a Half

72 % by Baylor (12-16-96)

### Lowest Field Goal Percentage in a Game

14.0 (7-50), by Schreiner (11-15-09)

### Most Free Throws Made in a Game

33 by Oral Roberts (2-22-86)  
Texas Tech (12-17-88)

### Fewest Free Throws Made in a Game

1 by five opponents, most recent by  
Texas St. (1-28-09)

### Most 3-Point Field Goals in a Game

13 by Oklahoma (1-21-91)

### Most 3-Point FG Made/Conf. Game

11, Sam Houston St., 1-19-06

### 3-Point FG Attempts

40 by New Mexico St. (12-31-90)

### 3-Point FG Attempts/Conf. Game

32, Nicholls (2-2-95)

### Three-Point FG Percentage

66.7% by three opponents, most recent  
by Northwestern St. (8-of-12), 1-22-05

### Most Rebounds in a Game

64 by Prairie View A&M (2-8-90)  
Louisiana-Monroe (12-30-93)

### Most Rebounds/Conf. Game

64 by Louisiana-Monroe (12-30-93)

### Most Assists in a Game

38 by Northwestern St. (2-20-93)

### Most Assists/Conference Game

38 by Northwestern St. (2-20-93)

### Most Turnovers in a Game

43 by A&M-Commerce (1-12-87)

### Most Fouls in a Game

36 by Angelo St. (1-11-82)

### Most Fouls/Conference Game

27, Northwestern St., 1-30-99  
Lamar, 2-3-05

### Fewest Fouls in a Game

7 by McNeese St. (2-19-94)

### Fewest Fouls/Conference Game

7 by McNeese St. (2-19-94)

### Most Blocks in a Game

12 by Northwestern St. (1-8-05)

### Most Blocks/Conference Game

12 by Northwestern St. (1-8-05)

### Most Steals in a Game

31 by Houston (11-27-90)

### Fewest Steals in a Game (min. 1)

1 by Hardin Simmons (2-4-85)  
Texas State (3-3-10)



### Scoring

Year, Player	FG	FGA	Avg.
81-82, Cindy Pavell	177	324	15.4
82-83, M. Martinovich	190	332	17.4
83-84, Valerie Wells	195	365	16.7
84-85, Starlite Williams	204	408	17.6
85-86, Starlite Williams	114	233	17.1
86-87, Starlite Williams	229	418	20.6
87-88, Tisha Boldt	184	361	15.1
88-89, Sharon Wilson	152	366	15.2
89-90, Karen Gaskin	171	358	15.8
90-91, Tammy Rogers	180	482	19.4
91-92, Denise Forestier	114	285	13.7
92-93, Tina Martin	128	313	14.0
93-94, Ankara King	83	205	11.1
94-95, Angel Singleton	118	229	14.8
95-96, Angel Singleton	94	177	14.2
96-97, Angel Singleton	144	282	16.0
97-98, Rosie Smith	159	359	15.6
98-99, Rosie Smith	149	434	17.0
99-00, Keelah Wilson	164	360	14.8
00-01, Renda Churman	148	306	11.4
01-02, Niki Foster	104	231	13.0
02-03, Nikki Hendrix	150	334	13.9
03-04, Nikki Hendrix	148	343	17.7
04-05, Richelle Parks	157	332	13.9
05-06, Vivan Ewalefo	139	336	12.2
06-07, Vivian Ewalefo	183	413	16.0
07-08, Onika Anderson	153	294	13.5
08-09, Monica Gibbs	168	455	15.6
09-10, Whitney York	146	336	15.0

### Rebounds

Year, Player	Gms	Reb
81-82, Cindy Pavell	27	271
82-83, M. Martinovich	27	247
83-84, Valerie Wells	27	213
84-85, Starlite Williams	28	221
85-86, Debbye Groves	26	186
86-87, Starlite Williams	26	183
87-88, Tisha Boldt	28	169



**Angel Singleton led the team in rebounds in each of her four seasons (1995-98).**

## Annual Leaders

88-89, Tammy Rogers	28	158
89-90, Karen Gaskin	28	187
90-91, Tisha Boldt	30	262
91-92, Carmen Brockman	27	203
92-93, Tiffany Williams	25	155
Michelle Martin	26	155
93-94, Tiffany Williams	25	169
94-95, Angel Singleton	26	188
95-96, Angel Singleton	22	166
96-97, Angel Singleton	27	185
97-98, Angel Singleton	28	183
98-99, Donelle Jones	26	166
99-00, Keelah Wilson	28	245
00-01, Julie Rampley	29	187
01-02, Kate Fitzgerald	28	168
02-03, Tanisha Jackson	28	182
03-04, Dewella Holliday	28	188
04-05, Richelle Parks	28	224
05-06, Vivian Ewalefo	30	229
06-07, Monica Gibbs	29	235
07-08, Monica Gibbs	33	246
08-09, Onika Anderson	33	351
09-10, Ashleigh Franklin	30	268

### Rebound Average

Year, Player	Reb.	Avg.
81-82, Cindy Pavell	271	10.0
82-83, M. Martinovich	247	9.1
83-84, Valerie Wells	213	7.8
84-85, Starlite Williams	221	7.9
85-86, Debbye Groves	186	7.1
86-87, Starlite Williams	183	7.0
87-88, Debbye Groves	144	6.5
88-89, Tammy Rogers	158	6.1
89-90, Karen Gaskin	187	6.7
90-91, Tisha Boldt	262	8.7
91-92, Michelle Martin	195	7.5
Carmen Brockman	203	7.5
92-93, Tiffany Williams	155	6.2
93-94, Tiffany Williams	169	6.8
94-95, Angel Singleton	188	7.2
95-96, Angel Singleton	166	7.5
96-97, Angel Singleton	185	6.9
97-98, Angel Singleton	183	6.5
98-99, Donelle Jones	166	6.4
99-00, Keelah Wilson	245	9.1
00-01, Julie Rampley	187	6.4
01-02, Kate Fitzgerald	168	6.0
02-03, Tanisha Jackson	182	6.5
03-04, Nikki Hendrix	161	7.0
04-05, Richelle Parks	224	8.0
05-06, Vivian Ewalefo	229	7.6
06-07, Monica Gibbs	235	8.1
07-08, Onika Anderson	228	8.8
08-09, Onika Anderson	351	10.6
09-10, Ashleigh Franklin	268	8.9

### Field Goals

Year, Player	FG	FGA	Pct.
81-82, Cindy Pavell	177	324	54.6
82-83, M. Martinovich	190	332	57.0
83-84, Kim Maxwell	188	349	53.8
84-85, M. Martinovich	184	280	65.7
85-86, Tina Camacho	118	256	46.1
86-87, Sharon Wilson	97	240	40.4
87-88, Tisha Boldt	184	361	50.9

88-89, Sharon Wilson	152	366	41.5
89-90, Karen Gaskin	171	358	47.7
90-91, Tammy Rogers	180	482	37.3
91-92, Michelle Martin	132	309	42.7
92-93, Michelle Martin	128	313	40.9
93-94, Tiffany Williams	90	206	43.7
94-95, Angel Singleton	118	229	51.5
95-96, Angel Singleton	94	177	53.1
96-97, Angel Singleton	144	282	51.1
97-98, Rosie Smith	159	359	44.3
98-99, Rosie Smith	149	434	34.3
99-00, Keelah Wilson	164	360	45.6
00-01, Renda Churman	148	306	48.4
01-02, Nikki Hendrix	128	291	44.0
02-03, Nikki Hendrix	150	334	44.9
03-04, Nikki Hendrix	148	343	43.1
04-05, Richelle Parks	157	332	47.3
05-06, Vivian Ewalefo	139	336	41.4
06-07, Vivian Ewalefo	183	413	44.3
07-08, Onika Anderson	153	294	52.0
08-09, Onika Anderson	192	361	53.2
09-10, Whitney York	146	336	43.5

### Field Goal Percentage

Year, Player	FG	FGA	Pct.
81-82, Cindy Pavell	177	324	54.6
82-83, M. Martinovich	190	332	57.0
83-84, Kim Maxwell	188	349	53.8
84-85, M. Martinovich	184	280	65.7
85-86, Starlite Williams	114	233	48.9
86-87, Sharon Wilson	97	240	40.4
87-88, Tisha Boldt	184	361	50.9
88-89, Karen Gaskin	127	228	55.7
89-90, Tisha Boldt	147	293	50.2
90-91, Portia Matthews	108	203	53.2
91-92, D'Ann Watson	57	106	53.8
92-93, Annie Archambault	64	153	41.8
93-94, Annie Archambault	74	161	46.0
94-95, Angel Singleton	118	229	51.5
95-96, Angel Singleton	94	177	53.1
96-97, Lisa Smith	102	167	61.1
97-98, Renda Churman	60	111	54.1
98-99, Donelle Jones	60	130	46.2
99-00, Keelah Wilson	164	360	45.6
00-01, Renda Churman	148	306	48.4
01-02, Nikki Hendrix	128	291	44.0
02-03, Katie Sandefur	64	135	47.4
03-04, Lacy Mingee	94	207	45.4
04-05, Richelle Parks	157	332	47.2
05-06, Lacy Mingee	116	249	46.6
06-07, Vivian Ewalefo	183	413	44.3
07-08, Onika Anderson	153	294	52.0
08-09, Onika Anderson	192	361	53.2
09-10, Whitney York	146	336	43.5

### 3-Point Field Goals

Year, Player	Gms.	3Pt.
88-89, Tammy Rogers	26	2-2
89-90, Tammy Rogers	28	27-64
90-91, Tammy Rogers	30	56-81
91-92, Philicia Ross	27	42-136
92-93, Philicia Ross	26	34-99
93-94, Philicia Ross	26	19-76
94-95, Kisha Dancy	26	31-88
95-96, Sherika Nelson	23	43-134
96-97, Stephanie Schaffer	21	29-91
97-98, Rosie Smith	28	53-141
98-99, Rosie Smith	26	41-157





99-00, Jene Vanderbilt	27	34-114
00-01, Julie Rampley	29	37-104
01-02, Amber Prose	28	28-84
02-03, Julie Rampley	29	41-108
03-04, Kim Reed	29	27-75
04-05, Nicole Dunson	25	46-116
05-06, Nicole Dunson	29	52-118
06-07, Terrie Davis	30	54-165
07-08, Terrie Davis	32	82-224
08-09, Amber Gregg	29	73-211
09-10, Amber Gregg	28	49-183

### 3-Point Field Goal Percentage

Year, Player	3Pt.	Avg.
88-89, Tammy Rogers	2-2	1.000
89-90, Tammy Rogers	27-64	42.2
91-92, Denise Forestier	40-111	36.0
92-93, Michelle Martin	27-78	34.6
93-94, Stephanie Jones	18-44	40.9
94-95, Kisha Dancy	31-88	35.2
95-96, Sherika Nelson	43-134	32.1
96-97, Stephanie Schaffer	29-91	31.9
97-98, Rosie Smith	53-141	37.6
98-99, Amber Follis	17-53	32.1
99-00, Jene Vanderbilt	34-114	29.8
00-01, Julie Rampley	37-104	35.6
01-02, Amber Prose	28-84	33.3
02-03, Julie Rampley	41-108	37.9
03-04, Tijwana Collins	23-51	45.1
04-05, Nicole Dunson	46-116	39.7
05-06, Nicole Dunson	52-118	44.4
06-07, Terrie Davis	54-165	32.7
07-08, Terrie Davis	82-224	36.6
08-09, Amber Gregg	73-211	34.6
09-10, Kameisha Johnson	25-74	33.8

### Free Throws

Year, Player	FT	Avg.
81-82, Cindy Pavell	61-81	75.3
82-83, Margaret Martinovich	89-118	75.0
83-84, Margaret Martinovich	78-101	77.2
84-85, Starlite Williams	85-115	73.9
85-86, Debbye Groves	52-102	50.9
86-87, Starlite Williams	80-117	68.4
87-88, Sharon Wilson	78-103	75.7
88-89, Sharon Wilson	92-127	72.4
89-90, Tammy Rogers	104-129	80.6
90-91, Tisha Boldt	111-158	70.3
91-92, Carmen Brockman	86-128	67.2
92-93, Michelle Martin	80-96	83.3
93-94, Anakara King	50-62	80.6
94-95, Angel Singleton	149-198	75.3
95-96, Angel Singleton	124-157	79.0
96-97, Angel Singleton	145-192	75.5
97-98, Angel Singleton	131-169	77.5
98-99, Rosie Smith	104-130	80.0
99-00, Keelah Wilson	71-116	61.2
00-01, Kate Fitzgerald	66-94	70.2
01-02, Kate Fitzgerald	83-110	75.5
02-03, Nikki Hendrix	74-106	69.8
03-04, Nikki Hendrix	92-115	80.0
04-05, Richelle Parks	75-134	55.2
05-06, Lacy Mingee	58-79	73.4
06-07, Terrie Davis	65-77	84.4
07-08, Terrie Davis	49-62	79.0
08-09, Monica Gibbs	167-275	60.7
09-10, Whitney York	138-193	71.5

### Free Throw Percentage

Year, Player	FT	Avg.
81-82, Kim Maxwell	22-25	88.0
82-83, Kim Maxwell	22-26	85.0
83-84, Rhonda Hoffman	28-31	90.3
84-85, Margaret Martinovich	83-112	74.1
85-86, Rhonda Hoffman	49-56	87.5
86-87, Amy Alkek	43-54	79.6
87-88, Deana King	16-17	94.1
88-89, Sharon Wilson	92-127	72.4
89-90, Tammy Rogers	104-129	80.6
90-91, Tammy Rogers	167-206	81.1
91-92, Melinda Hausenfluke	46-58	79.3
92-93, Michelle Martin	80-96	83.3
93-94, Ankara King	50-62	80.6
94-95, Angel Singleton	149-198	75.3
95-96, Angel Singleton	124-157	78.9
96-97, Angel Singleton	145-192	75.5
97-98, Rosie Smith	65-76	88.5
98-99, Rosie Smith	104-130	80.0
99-00, Danielle Johnson	67-89	75.3
00-01, Kate Fitzgerald	66-94	70.2
01-02, Kate Fitzgerald	83-110	75.5
02-03, Katie Sandefur	23-32	71.9
03-04, Nikki Hendrix	92-115	80.0
04-05, Nicole Dunson	25-28	89.3
05-06, Lacy Mingee	58-79	73.4
06-07, Terrie Davis	65-77	84.4
07-08, Terrie Davis	49-62	79.0
08-09, Amber Gregg	66-79	83.5
09-10, Amber Gregg	46-57	80.7

### Assists

Year, Player	Ast.	AVG
81-82, Shelley Seale	123	4.55
82-83, Shelley Seale	173	6.40
83-84, Rhonda Hoffman	104	3.85
84-85, Karen Kroen	87	3.34
85-86, Rhonda Hoffman	97	4.04
86-87, Rhonda Hoffman	88	3.38
87-88, Sharon Wilson	106	4.07
88-89, Sharon Wilson	126	4.84
89-90, Tammy Rogers	108	3.85
90-91, Tammy Rogers	217	7.23
91-92, Melinda Hausenfluke	78	2.88
92-93, Michelle Carlucci	83	3.19
93-94, Melinda Hausenfluke	69	2.76
94-95, Tracey Pepper	112	4.31
95-96, Sherika Nelson	71	3.08
96-97, Joyce Howard	132	5.28
97-98, Joyce Howard	201	7.17
98-99, Amber Follis	128	4.92
99-00, Jene Vanderbilt	65	2.50
00-01, Julie Rampley	105	3.62
01-02, Kate Fitzgerald	63	2.25
02-03, Julie Rampley	114	3.93
03-04, Kim Reed	88	3.03
04-05, Kim Reed	91	3.50
05-06, Monica Gibbs	138	4.92
06-07, Monica Gibbs	139	4.79
07-08, Monica Gibbs	195	5.91
08-09, Monica Gibbs	221	6.69
09-10, Whitney York	88	3.0

### Steals

Year, Player	Stls	Avg.
81-82, Shelley Seale	41	1.51
82-83, Shelley Seale	50	1.85

83-84, Starlite Williams	70	2.59
84-85, Starlite Williams	67	2.39
85-86, Starlite Williams	52	3.25
86-87, Starlite Williams	92	3.53
87-88, Amy Alkek	53	1.96
88-89, Sharon Wilson	71	2.73
89-90, Nicole Ranson	58	2.52
90-91, Tammy Rogers	74	2.46
91-92, Michelle Martin	76	2.92
92-93, Michelle Martin	76	2.92
93-94, Anakara King	50	2.50
94-95, Kisha Dancy	38	1.46
Tracey Pepper	38	1.46
95-96, Sherika Nelson	71	3.08
96-97, Joyce Howard	58	2.32
97-98, Joyce Howard	79	2.82
98-99, Rosie Smith	48	1.84
99-00, Latifa Northern	58	2.14
00-01, Amber Prose	69	2.46
01-02, Amber Prose	46	1.64
02-03, Julie Rampley	39	1.34
03-04, Tijwana Collins	43	1.54
04-05, Terrie Davis	36	1.29
05-06, Terrie Davis	49	1.75
06-07, Monica Gibbs	54	1.86
07-08, Monica Gibbs	60	1.80
08-09, Monica Gibbs	49	1.48
09-10, Whitney York	56	1.9

### Blocked Shots

Year, Player	Blks
81-82, Margaret Martinovich	7
82-83, Valerie Wells	21
83-84, Kim Duncan	36
84-85, Kim Duncan	57
85-86, Starlite Williams	27
86-87, Starlite Williams	36
87-88, Sharon Wilson	30
88-89, Sharon Wilson	12
89-90, Carmen Brockman	18
90-91, Carmen Brockman	15
91-92, Carmen Brockman	24
92-93, Tiffany Williams	10
93-94, Mantha Emory	31
94-95, Mantha Emory	50
95-96, Lisa Smith	14
96-97, Lisa Smith	10
97-98, Rosie Smith	11
98-99, Keelah Wilson	20
99-00, Keelah Wilson	41
00-01, Niki Foster	12
01-02, Niki Foster	29
02-03, Tanisha Jackson	14
03-04, Katie Sandefur	17
04-05, Lacy Mingee	27
05-06, Monica Gibbs	26
06-07, Monica Gibbs	17
06-07, Tia Bogan	17
07-08, Amanda Foster	35
08-09, Ryba Pawlaczkyk	56
09-10, Judy Jones	28



## Year-By-Year Results

Season Outlook | Players | Staff | Opponents | 2009-10 Review | History



**Ginny DeHaven**  
**1981-84**  
**54-27 (.666)**  
**three seasons**

**1981-82 (16-11) Ginny DeHaven**

N 23	@ Texas St.	W	89-69
N 25	Houston	L	44-59
N 27	A&M-Kingsville #	W	82-69
N 28	UTEP #	W	72-62
N 29	UT-Pan American #	W	71-40
D 1	Texas Lutheran	W	80-62
D 3	@ Texas A&M	W	67-57
D 5	@ Baylor	L	65-69
D 11	Baylor	L	69-70
J 4	UT Arlington	W	56-55
J 9	Lamar	W	53-51
J 11	Angelo St.	W	73-50
J 14	@ Lamar	L	59-71
J 19	@ Texas Lutheran	W	72-62
J 21	Texas A&M	L	51-60
J 23	Texas Woman's	W	71-51
J 25	A&M-Kingsville	W	68-48
J 29	W. Texas A&M ^	L	61-67
J 30	Southwestern ^	W	58-53
J 30	A&M-Kingsville ^	W	75-62
F 4	@ Texas Woman's	W	60-48
F 5	@ North Texas %	L	67-77
F 6	Texas Woman's %	W	56-40
F 8	@ UT Arlington	L	50-75
F 16	@ SMU	L	57-76
F 19	@ Texas A&M	L	48-53
F 22	@ Houston	L	58-75

# A&M-Kingsville Tournament  
 ^ Angelo St. Tournament  
 % North Texas Tournament

**1982-83 (17-10) Ginny DeHaven**

N 22	@ Southwestern	W	67-56
N 24	Sam Houston	W	67-52
N 29	@ Texas A&M	L	64-84
D 2	Texas Lutheran	W	92-57
D 6	Southwestern	W	62-43
D 10	Texas St.	L	53-55
D 11	Hardin-Simmons	W	74-58
J 4	UT Arlington	W	56-30
J 6	@ Texas Southern	L	55-65
J 8	North Texas	W	78-60
J 10	Rice	W	68-53
J 12	@ Sam Houston	W	59-29
J 17	@ Huston-Tillotson	W	89-51
J 19	@ Texas Lutheran	W	70-54
J 25	Houston (OT)	L	80-90
J 27	@Prairie View A&M	W	72-26
J 29	Huston-Tillotson	W	92-56
F 2	SMU (OT)	W	67-66
F 5	@ Lamar	L	56-66
F 8	Texas	L	54-74
F 10	Prairie View A&M	W	96-29

F 14	@ Hardin-Simmons	W	81-66
F 15	@ Texas Tech	L	76-86
F 19	Texas Southern	L	73-80
F 22	@ Rice	W	75-65
F 23	@ Houston	L	67-75
F 26	Lamar	L	65-66

**1983-84 (21-6, 7-1 OCAC) Ginny DeHaven**

N 22	@ Sam Houston	W	79-55
N 28	Southwestern	W	100-46
D 1	@ Texas St.	W	69-66
D 3	Texas Tech	L	64-72
D 5	Houston	L	66-68
D 7	@ Texas	L	45-90
D 12	@ Baylor	W	67-66
D 31	Missouri St.	W	82-79
J 3	Texas St.	W	99-73
J 5	Texas A&M	L	66-70
J 9	@ St. Mary's	W	75-58
J 17	@ Rice	W	76-55
J 18	@ Houston	L	73-80
J 21	@ Oral Roberts *	W	77-72
J 23	@ Okla. City *	W	85-78
J 27	Sam Houston	W	88-47
F 2	@ Southwestern	W	71-66
F 4	W. Texas A&M *	W	72-69
F 6	@ Hardin-Simmons *	W	88-71
F 11	UTEP *	W	92-79
F 14	St Mary's	W	79-49
F 18	@ W. Texas A&M *	L	54-69
F 20	Hardin-Simmons	W	90-41
F 25	Oral Roberts *	W	75-64
F 27	Okla. City *	W	113-91
F 29	Rice	W	73-72
M 3	@ UTEP *	W	72-68

\* Oil Country Athletic Conference game



**Bill MacLeay**  
**1984-89**  
**75-60 (.555)**  
**five seasons**

**1984-85 (18-10, 9-1 OCAC) Bill MacLeay**

N 22	Missouri ^	L	70-86
N 23	Minnesota ^	L	57-60
N 24	Mississippi St. ^	W	56-54
N 29	Texas St.	W	66-59
D 1	Texas Southern	W	84-57
D 3	@ Rice	W	77-67
D 4	@ Houston	L	59-80
D 8	Southwestern	W	84-54
D 14	Idaho #	L	67-68
D 15	La Tech #	L	39-80
D 31	Minnesota \$	L	72-86
J 4	UL-Monroe %	L	56-77
J 5	Hardin-Simmons %	W	83-64
J 8	@ Texas A&M	W	61-51

J 15	St. Mary's	W	72-64
J 19	Oral Roberts *	W	80-56
J 21	Okla. City *	W	76-67
J 24	@ Texas St.	L(OT)	69-71
F 2	@ W. Texas A&M *	L	67-83
F 4	@ Hardin-Simmons *	W	88-68
F 9	@ UTEP *	W	79-69
F 12	@ St. Mary's	W	68-47
F 16	W. Texas A&M*	W	73-54
F 18	Hardin-Simmons *	W	78-61
F 23	@ Oral Roberts *	W	68-57
F 25	@ Okla. City *	W	66-65
M 2	UTEP *	W	78-52
M 9	W. Texas A&M **	L	64-79

^ Queen's Classic (Plainview)  
 # Hilton Inn Classic (Dallas)  
 \$ Kangaroo Classic (San Diego, Calif.)  
 \*Oil Country Athletic Conference game  
 \*\*OCAC Championship (Abilene)

**1985-86 (18-9) Bill MacLeay**

N 26	@ Texas Southern	W	69-68
N 30	Texas St.	W	72-58
D 3	Rice	W	81-67
D 5	Houston	L	52-63
D 9	Baylor	W	62-58
D 16	@ A&M-Kingsville	W	71-38
D 18	Creighton	W	71-69
J 4	Texas Southern	W	68-54
J 6	Texas A&M	W	57-54
J 10	UT-Pan American ^	W	75-36
J 11	Sam Houston	W	58-57
J 13	St. Mary's	W	74-55
J 18	Oral Roberts	L	54-60
J 22	@ Prairie View A&M	L	54-71
J 25	Southwestern	W	86-53
J 28	UT-Pan American	W	69-58
F 1	@ W. Texas A&M	L	43-85
F 3	@ Hardin-Simmons	W	61-58
F 6	@ St. Mary's	W	73-67
F 8	@ UTEP	W	65-58
F 11	@ Texas St.	L	66-69
F 13	Prairie View A&M	L	61-64
F 15	W. Texas A&M	L	56-59
F 17	Hardin-Simmons	W	83-67
F 22	@ Oral Roberts	L	61-97
F 25	@ UT-Pan American	L	48-64
M 1	UTEP	W	99-65

^ at Huntsville

**1986-87 (18-8) Bill MacLeay**

N 28	Oklahoma ^	L	62-67
N 29	Nevada ^	W	78-67
D 3	@Houston	L	74-75
D 5	Alabama #	L	72-77
D 6	Baylor #	W	75-67
D 8	Texas St.	W	77-66
D 10	@ SMU	L	61-66



D 13	@ Texas Tech	L	62-75
D 16	St. Mary's	W	83-72
D 20	SFA	W	76-67
J 8	UT Arlington	W	67-43
J 10	Sam Houston	W	66-38
J 12	A&M-Commerce	W	93-48
J 15	North Texas	W	82-62
J 17	A&M-Kingsville	W	79-43
J 21	@ UT-Pan American	W	66-41
J 26	St. Mary's	W	75-52
J 31	@ Tulane	W	69-66
F 2	@ New Orleans	L	63-77
F 5	UTEP	W	72-53
F 7	@ Sam Houston	L	58-59
F 10	@ Creighton	L	65-73
F 16	@ Texas St.	W	81-75
F 21	UT-Pan American	W	72-36
F 25	@ Baylor	W	63-57
F 28	@ UTEP	W	58-52

**1987-88**

(12-16) Bill MacLeay

N 28	@ Oklahoma St. ^	L	46-91
N 29	Prairie View A&M ^	W	85-52
D 1	Houston	L	65-69
D 4	Texas A&M #	L	58-69
D 5	UL-Lafayette #	W	72-66
D 8	Texas Tech	L	50-67
D 12	@ Arkansas	L	73-84
D 15	Baylor	W	50-46
D 19	St. Mary's	W	79-61
D 31	Pepperdine	W	57-51
J 7	@ A&M-Commerce	W	64-50
J 9	@ SFA	L	58-81
J 11	@ North Texas	L	59-74
J 14	UALR	W	76-71
J 16	New Orleans	L	55-83
J 20	Colorado St. %	W	64-55
J 24	@ UW-Green Bay	W	62-57
J 25	@ Creighton	L	62-82
F 1	@ Texas St.	L	62-84
F 3	@ SMU	L	58-81
F 6	UTEP	W	76-55
F 9	@ UALR	L	69-75
F 10	@ UMKC	L	62-79
F 15	@ UT Arlington	L	67-75
F 21	@ UTEP	W	59-58
F 23	@ New Mexico St.	L	65-91
F 27	Oral Roberts	L	78-92
M 1	Texas St.	W	81-67

^ OSU Cowgirl Classic (Stillwater, Okla.)  
# Converse-Hampton Inn Lady Aggie Classic (College Station, Texas)  
% Played at HemisFair Arena

**1988-89**

(9-17) Bill MacLeay

N 25	Lamar ^	L	76-78
N 26	Prairie View A&M ^	W	62-44
D 2	South Alabama #	L	55-77
D 3	Arkansas #	L	57-75
D 5	Texas St.	L	64-78

D 9	Iona %	W	88-58
D 10	@ Missouri %	L	68-89
D 17	@ Texas Tech	L	53-92
D 19	SFA	L	59-66
J 2	Houston	L	63-71
J 6	@ UTEP	L	63-76
J 9	Arkansas	L	77-97
J 12	@ Wyoming	L	67-70
J 14	@ Colorado St.	L	57-71
J 19	New Mexico St.	W	58-57
J 21	Southeastern La.	L	59-70
J 24	St. Mary's	W	100-62
J 28	@ Oral Roberts	L	71-92
J 30	@ North Texas	L	59-80
F 2	Nicholls	W	59-54
F 4	UMKC	L	57-61
F 8	UTEP	W	64-60
F 18	@ Southeastern La.	L	63-71
F 20	@ Nicholls	W	72-64
F 27	@ Texas St.	W	79-78
M 2	Creighton	W	82-80

^ Sam Houston Tourney (Huntsville)  
# SFA Dial Classic (Nacogdoches)  
% Mid-America Classic (Columbia, Mo.)



**Mary Ann McLaughlin**  
**1989-94**  
**50-87 (.364)**  
**five seasons**

**1989-90**

(12-16) Mary Ann McLaughlin

N 25	Schreiner	W	83-60
N 27	@ Lamar	L	68-90
D 2	Angelo St.	W	77-74
D 3	@ Baylor	W	75-66
D 11	Texas Lutheran	W	88-54
D 16	Lamar	L	63-79
D 18	@ Houston	L	66-115
D 20	Texas Tech	L	65-82
D 29	@ Pepperdine^	L	61-82
D 30	San Diego St. ^	W	67-65
J 3	@ Texas St.	L	64-66
J 8	@ UTEP	L	59-65
J 10	@ New Mexico St.	L	55-89
J 13	Wyoming	L	59-68
J 17	Prairie View A&M	W	75-59
J 20	Nicholls	W	82-51
J 22	St. Mary's %	W	68-62
J 29	UMKC	W	54-47
F 1	Texas St.	L	64-66
F 3	@ Southeastern La.	L	75-84
F 5	@ Nicholls	L	52-70
F 8	@ Prairie View A&M	L	64-71
F 12	@ UMKC	L	48-69
F 17	UTEP	L	64-69
F 22	Southeastern La.	W	86-84
F 24	UT-Pan American	W	86-70
F 28	@ UT-Pan American	W	80-58
M 3	North Texas	W	82-81

^ Pepperdine Tournament (Malibu, Calif.)

% Played at HemisFair Arena

**1990-91**

(18-12) Mary Ann McLaughlin

N 24	Schreiner	W	113-89
N 27	@ Houston	L	55-111
N 30	Wayland Baptist	L	64-73
D 4	@ UTEP	L	76-78
D 7	Duke^	L	68-71
D 8	Baylor^	L	76-91
D 17	@ Baylor	L	80-87
D 19	@ Texas A&M	L	69-84
D 31	New Mexico St.	W	98-84
J 3	UT Arlington	W	83-69
J 5	Prairie View A&M	W	86-46
J 8	@ North Texas	W	84-75
J 10	Lamar	L	71-96
J 12	Nicholls	W	83-73
J 14	@ Sam Houston	W	76-63
J 21	@ Oklahoma	L	86-93
J 26	Texas Southern	W	80-68
J 29	Sam Houston	W	96-78
J 30	@ UT-Pan American	W	88-72
F 4	@ UT Arlington	W	69-63
F 7	@ Texas Southern	W	72-52
F 9	SMU	W	93-77
F 12	UTEP	W	86-61
F 16	@ Tulane (OT)	W	98-93
F 18	@ Nicholls	W	69-58
F 22	No. Illinois#	L	73-103
F 23	@ UA-Anchorage#	L	89-97
F 24	No. Arizona#	W	79-75
F 28	UT-Pan American	W	70-51
M 2	Texas St.	L	58-73

^ SWT Jowers Jamboree (San Marcos)  
# Great Alaska Shootout (Anchorage, Alaska)

**1991-92**

(4-23) Mary Ann McLaughlin

N 22	Baylor	L	68-85
N 25	@ Oklahoma	L	70-102
N 30	@ UT-Pan American	L	57-80
D 6	SMU	L	56-59
D 11	Texas A&M	W	75-59
D 16	UT-Pan American	L	57-61
D 20	Pacific ^	L	57-75
D 21	Dartmouth ^	L	60-68
J 2	@ UT Arlington	L	71-76
J 4	@ North Texas	L	67-75
J 9	McNeese St.	L	66-76
J 11	Nicholls	W	72-63
J 16	@ UL-Monroe	L	81-94
J 18	@ Northwestern St.	L	69-81
J 23	Schreiner	W	84-63
J 25	@ Texas St.	L	54-56
J 30	SFA	L	50-77
F 1	Sam Houston	L	52-55
F 6	@ Nicholls	L	62-67
F 8	@ McNeese St.	L	66-93
F 10	UT Arlington	L	59-65
F 13	Northwestern St.	L	60-64
F 15	UL-Monroe	L	75-81
F 22	Texas St.	L	45-61
F 27	@ Sam Houston	L	45-58



F 29 @ SFA \_\_\_\_\_ L 54-78  
 M 2 North Texas \_\_\_\_\_ W 65-62  
 ^ Santa Clara Classic (Santa Clara, Calif.)

### 1992-93

(11-15, 6-12 SLC) Mary Ann McLaughlin  
 D 1 @ UT-Pan American \_\_\_\_\_ W 54-51  
 D 5 A&M-Kingsville \_\_\_\_\_ W 73-46  
 D 9 UT-Pan American \_\_\_\_\_ W 50-47  
 D 12 @ Texas Southern \_\_\_\_\_ L 62-78  
 D 15 Texas Southern \_\_\_\_\_ W 76-63  
 D 17 @ UTEP \_\_\_\_\_ L 47-75  
 J 2 @ McNeese St. \* \_\_\_\_\_ L 61-72  
 J 4 @ Nicholls \* \_\_\_\_\_ L 60-78  
 J 7 SFA \* \_\_\_\_\_ L 63-96  
 J 9 Sam Houston\* \_\_\_\_\_ W 66-64  
 J 11 UTEP \_\_\_\_\_ L 32-54  
 J 16 Texas St. \* \_\_\_\_\_ L 48-78  
 J 21 @Northwestern St. \* \_\_\_\_\_ L 52-80  
 J 23 @UL-Monroe \* \_\_\_\_\_ L 58-65  
 J 28 UT Arlington \* \_\_\_\_\_ W 70-63  
 J 30 North Texas \* \_\_\_\_\_ W 65-64  
 F 2 Schreiner \_\_\_\_\_ W 60-49  
 F 4 @Sam Houston\* \_\_\_\_\_ W 70-54  
 F 6 @ SFA \* \_\_\_\_\_ L 60-76  
 F 8 McNeese St. \* \_\_\_\_\_ W 63-59  
 F 13 @ Texas St. \* \_\_\_\_\_ L 43-96  
 F 18 UL-Monroe \* \_\_\_\_\_ L 50-74  
 F 20 Northwestern St. \* \_\_\_\_\_ L 65-93  
 F 25 @ North Texas \* \_\_\_\_\_ L 63-66  
 F 27 @ UT Arlington \* \_\_\_\_\_ L 44-53  
 M 1 Nicholls \* \_\_\_\_\_ W 58-42  
 \* Southland Conference

### 1993-94

(5-21, 2-16 SLC) Mary Ann McLaughlin  
 N 27 Angelo St. \_\_\_\_\_ L 60-66  
 D 3 Kent St. ^ \_\_\_\_\_ L 69-98  
 D 4 Eastern Illinois ^ \_\_\_\_\_ L 51-59  
 D 7 Prairie View A&M \_\_\_\_\_ W 105-38  
 D 11 A&M-Kingsville \_\_\_\_\_ L 44-63  
 D 15 Tarleton St. \_\_\_\_\_ W 65-51  
 D 28 @ Northwestern St. \* \_\_\_\_\_ L(OT) 75-80  
 D 30 @ UL-Monroe \* \_\_\_\_\_ L 47-84  
 J 5 @ No. Arizona \_\_\_\_\_ L 47-70  
 J 8 Texas St. \* \_\_\_\_\_ L 48-72  
 J 14 SFA \* \_\_\_\_\_ L 57-72  
 J 16 Sam Houston\* \_\_\_\_\_ L 61-66  
 J 20 @ McNeese St. \* \_\_\_\_\_ L 55-57  
 J 22 @ Nicholls \* \_\_\_\_\_ W 64-48  
 J 27 UT Arlington \* \_\_\_\_\_ L 52-70  
 J 29 North Texas \* \_\_\_\_\_ L 65-74  
 F 3 Schreiner \_\_\_\_\_ W 74-49  
 F 5 @ Texas St. \* \_\_\_\_\_ L 43-78  
 F 10 @Sam Houston\* \_\_\_\_\_ L 63-78  
 F 12 @ SFA \* \_\_\_\_\_ L 49-77  
 F 17 Nicholls \* \_\_\_\_\_ W 92-52  
 F 19 McNeese St. \* \_\_\_\_\_ L 68-72  
 F 24 @ North Texas \* \_\_\_\_\_ L 53-66  
 F 26 @ UT Arlington \* \_\_\_\_\_ L 69-76  
 F 28 Northwestern St. \* \_\_\_\_\_ L 56-71  
 M 2 UL-Monroe \* \_\_\_\_\_ L 67-78  
 ^ Rice Classic (Houston)  
 \* Southland Conference



**Jeff Spivey**  
**1994-96**  
**15-37 (.288)**  
**two seasons**

### 1994-95

(7-19, 2-16 SLC) Jeff Spivey  
 N 26 Midwestern St. \_\_\_\_\_ L 54-76  
 N 30 @UT-Pan American \_\_\_\_\_ W 67-60  
 D 3 A&M-Kingsville \_\_\_\_\_ W 60-53  
 D 6 Schreiner \_\_\_\_\_ W 85-72  
 D 10 Baylor \_\_\_\_\_ L 55-71  
 D 17 Tarleton St. ^ \_\_\_\_\_ W 59-56  
 D 22 @ Oral Roberts \_\_\_\_\_ L 52-62  
 J 2 Texas Southern \_\_\_\_\_ W 62-52  
 J 5 @ McNeese St. \* \_\_\_\_\_ L 47-83  
 J 7 @ Nicholls \* \_\_\_\_\_ L 66-72  
 J 12 Sam Houston\* \_\_\_\_\_ L 72-88  
 J 14 SFA \* \_\_\_\_\_ L 42-80  
 J 17 North Texas \* \_\_\_\_\_ L 79-82  
 J 21 Texas St. \* \_\_\_\_\_ L 51-68  
 J 26 @ Northwestern St. \* \_\_\_\_\_ L 67-87  
 J 28 @ UL-Monroe \* \_\_\_\_\_ L 65-83  
 F 2 Nicholls \* \_\_\_\_\_ W 79-63  
 F 4 McNeese St. \* \_\_\_\_\_ L 63-75  
 F 9 @ SFA \* \_\_\_\_\_ L 50-89  
 F 11 @ Sam Houston\* \_\_\_\_\_ L 50-73  
 F 13 UT Arlington \* \_\_\_\_\_ W 64-62  
 F 16 @ Texas St. \* \_\_\_\_\_ L 44-72  
 F 23 UL-Monroe \* \_\_\_\_\_ L 61-77  
 F 25 Northwestern St. \* \_\_\_\_\_ L 57-76  
 M 2 @ UT Arlington \* \_\_\_\_\_ L 61-86  
 M 4 @ North Texas \* \_\_\_\_\_ L 58-76  
 ^ Game played at Trinity University  
 \* Southland Conference

### 1995-96

(8-18, 4-14 SLC) Jeff Spivey  
 N 25 A&M-Kingsville \_\_\_\_\_ W 59-56  
 N 28 Prairie View A&M \_\_\_\_\_ W 66-34  
 D 1 Iowa St. ^ \_\_\_\_\_ L 54-82  
 D 2 Air Force ^ \_\_\_\_\_ L 69-71  
 D 5 @ TCU \_\_\_\_\_ L 58-78  
 D 9 UT-Pan American \_\_\_\_\_ L 70-72  
 D 20 Texas Southern \_\_\_\_\_ W 65-60  
 D 30 UL-Lafayette \_\_\_\_\_ W 67-53  
 J 4 @ SFA \* \_\_\_\_\_ L 58-89  
 J 6 @ Sam Houston\* \_\_\_\_\_ L 49-79  
 J 11 McNeese St. \* \_\_\_\_\_ L 55-57  
 J 13 Nicholls \* \_\_\_\_\_ W 71-62  
 J 18 @ Northwestern St. \* \_\_\_\_\_ L 73-81  
 J 20 @UL-Monroe \* \_\_\_\_\_ L 65-82  
 J 22 North Texas \* \_\_\_\_\_ L 77-84  
 J 27 Texas St.\* \_\_\_\_\_ L 57-78  
 F 3 SFA \* \_\_\_\_\_ L 63-102  
 F 8 @ Nicholls \* \_\_\_\_\_ W 71-66  
 F 10 @ McNeese St. \* \_\_\_\_\_ W 78-66  
 F 12 Sam Houston\* \_\_\_\_\_ L 65-90  
 F 15 UL-Monroe \* \_\_\_\_\_ W 72-68  
 F 27 Northwestern St. \* \_\_\_\_\_ L 74-93  
 F 19 UT Arlington \* \_\_\_\_\_ L 54-66

F 24 @ Texas St. \_\_\_\_\_ L 52-67  
 F 29 @ UT Arlington \* \_\_\_\_\_ L 56-70  
 M 2 @ North Texas \* \_\_\_\_\_ L 67-87  
 ^ New Mexico Tournament (Albuquerque)  
 \* Southland Conference



**Terry Gray**  
**1996-99**  
**38-43 (.469)**  
**three seasons**

### 1996-97

(14-13, 7-10 SLC) Terry Gray  
 N 22 Schreiner \_\_\_\_\_ W 82-43  
 N 23 UT-Pan American \_\_\_\_\_ W 53-39  
 N 26 @ UL-Lafayette \_\_\_\_\_ W 63-38  
 D 3 Prairie View A&M \_\_\_\_\_ W 67-31  
 D 5 Texas Southern \_\_\_\_\_ W 91-30  
 D 7 Howard Payne \_\_\_\_\_ W 87-69  
 D 16 @ Baylor \_\_\_\_\_ L 50-77  
 D 19 @ Air Force \_\_\_\_\_ L(OT) 47-51  
 D 30 Tulsa \_\_\_\_\_ L 68-81  
 J 2 Nicholls \* \_\_\_\_\_ W 52-43  
 J 4 McNeese St. \* \_\_\_\_\_ L 60-62  
 J 9 @ Northwestern St. \* \_\_\_\_\_ W 66-64  
 J 11 @ UL-Monroe \* \_\_\_\_\_ W 60-51  
 J 16 Sam Houston\* \_\_\_\_\_ L 47-51  
 J 18 SFA \* \_\_\_\_\_ L 63-88  
 J 21 @ UT Arlington \* \_\_\_\_\_ L 43-59  
 J 25 Texas St. \* \_\_\_\_\_ L 55-64  
 J 27 @ UT-Pan American \_\_\_\_\_ W 62-44  
 J 30 UL-Monroe \* \_\_\_\_\_ W 64-57  
 F 1 Northwestern St. \* \_\_\_\_\_ W 74-64  
 F 6 @ McNeese St. \* \_\_\_\_\_ L 45-61  
 F 8 @ Nicholls \* \_\_\_\_\_ L 43-52  
 F 15 @ Texas St. \* \_\_\_\_\_ L 50-57  
 F 17 @ SFA \* \_\_\_\_\_ L 63-64  
 F 22 UT Arlington \* \_\_\_\_\_ W 51-43  
 F 25 @Sam Houston\* \_\_\_\_\_ W 66-57  
 M 5 UT Arlington \*\* \_\_\_\_\_ L 41-70  
 \* Southland Conference  
 \*\* Southland Tournament

### 1997-98

(18-10, 9-7 SLC) Terry Gray  
 N 15 UT-Pan American \_\_\_\_\_ W 69-46  
 N 22 Texas Tech ^ \_\_\_\_\_ L 44-57  
 N 23 Oklahoma ^ \_\_\_\_\_ L 53-66  
 N 28 Hardin-Simmons \_\_\_\_\_ W 85-56  
 D 2 @ UT-Pan American \_\_\_\_\_ W 72-40  
 D 4 Schreiner \_\_\_\_\_ W 75-46  
 D 6 Southeastern La. \* \_\_\_\_\_ W 50-45  
 D 16 Texas Southern \_\_\_\_\_ W 80-37  
 D 19 Air Force # \_\_\_\_\_ W 70-47  
 D 20 UC Irvine # \_\_\_\_\_ W 54-48  
 J 3 @ Northwestern St. \* \_\_\_\_\_ W 88-76



J 5	@ UL-Monroe *	L(OT)	70-80
J 8	SFA *	L	71-84
J 10	UT Arlington *	L	51-58
J 17	@ Nicholls *	L	36-44
J 19	@ McNeese St. *	L	44-49
J 24	Sam Houston*	W	67-40
J 29	@ Texas St. *	W	64-48
F 2	@ Sam Houston*	W	67-40
F 5	Southeastern La. *	W	75-52
F 7	McNeese St. *	W	68-55
F 12	@ SFA *	L	69-83
F 14	@ UT Arlington *	W	74-63
F 19	Northwestern St. *	L	51-54
F 21	UL-Monroe *	W	72-70
F 26	Texas St. *	W	71-58
M 4	Sam Houston**	W(OT)	73-72
M 5	SFA**	L	81-88

^ UTSA Classic  
# UTSA Holiday Tournament  
\* Southland Conference  
\*\* Southland Tournament

### 1998-99

(6-20, 3-15 SLC)	Terry Gray		
N 14	UT-Pan American	L	71-77
N 18	UNLV	L	60-65
N 21	@ Tulsa	W	69-63
N 23	@ Oklahoma	L	40-80
D 2	@Texas Tech	L	39-96
D 18	Denver	W	58-52
D 19	Belmont	W	73-60
D 28	Fordham	L	48-49
D 30	UL-Monroe *	L	41-63
J 2	@ Lamar *	W	65-54
J 4	@ McNeese St. *	L	45-47
J 7	UT Arlington *	L	47-61
J 9	SFA *	L	54-68
J 14	@ Nicholls *	L	56-70
J 16	@ Southeastern La. *	L	58-55
J 23	@ Texas St.*	L	49-59
J 28	McNeese St. *	L	67-75
J 30	Northwestern St. *	L	51-65
F 4	@ UL-Monroe *	L	64-80
F 6	@ Northwestern St. *	L	65-86
F 11	Southeastern La. *	W	60-52
F 13	Nicholls *	L	54-67
F 18	@ Sam Houston*	L	58-70
F 20	Lamar*	L	65-70
F 25	@ UT Arlington *	L	52-53
F 28	Texas St. *	W	73-64

\*Southland Conference



### Jeff Dow 1999-2000 7-20 (.259) one season

#### 1999-2000

(7-20, 3-15 SLC)	Jeff Dow		
N19	Texas Southern	W	68-62
N20	Harvard	L(OT)	67-69
N24	UT-Pan American	L	61-68
N26	@ UC Irvine	L	44-92
N30	Houston Baptist	W	66-56
D3	@ Texas A&M	L	48-78
D7	@ UT-Pan American	W	58-48
D11	Schreiner	W	76-50
D19	Arizona St.	L	35-70
D28	@ Sam Houston*	L(OT)	67-69
D30	@ UT Arlington *	L	47-54
J6	Southeastern La. *	W	83-60
J8	@ SFA*	L	54-89
J13	McNeese St. *	L	53-70
J15	Lamar *	W	51-49
J20	@ Northwestern St. *	L	46-62
J22	@ UL-Monroe *	L	49-61
J27	SFA *	L	47-82
J29	Texas St. *	W	66-65
F3	UT Arlington *	L	42-60
F5	Sam Houston*	L	55-62
F10	@ Nicholls *	L	57-77
F12	@ Southeastern La. *	L	47-61
F17	UL-Monroe *	L	56-70
F19	Northwestern St. *	L	61-64
F26	@ McNeese St. *	L	79-82
M4	@ Texas St. *	L	61-84

\* Southland Conference



### Rae Rippetoe-Blair 2000-P 176-113 (.609) 10 seasons

#### 2000-01

(16-13, 13-7 SLC)	Rae Rippetoe-Blair		
N18	@ Arizona St.	L	40-57
N20	@ UNLV	L	41-57
N24	UTEP ^	W	58-54
N25	Idaho St. ^	W	61-60
N29	Houston	L	57-71
D1	@ Texas A&M	L	54-67
D7	UT Arlington *	W	66-49
D9	SFA *	L	53-67
D19	@ Texas Southern	L	39-47
D28	@ McNeese St. *	W	69-61
J4	@ Southeastern La. *	W	56-41
J6	@ Nicholls *	W	57-45

J11	Lamar *	L	42-57
J13	Sam Houston*	W	72-47
J18	@ UL-Monroe *	L	52-57
J20	@ Northwestern St. *	L	43-45
J27	Texas St. *	W	69-51
F3	McNeese St. *	W	86-62
F8	@ SFA *	L	49-58
F10	@ UT Arlington *	W	64-42
F15	Northwestern St. *	L	61-63
F17	UL-Monroe *	W	65-42
F19	@ Texas St. *	W	73-50
F22	@ Sam Houston*	W	68-50
F24	@ Lamar *	W	71-54
M3	Southeastern La.*	W	90-53
M6	Lamar %	W	80-59
M8	SFA %	L	32-49

^ UTSA Classic  
\* Southland Conference  
% CenturyTel Southland Tournament

### 2001-02

(16-12, 15-5 SLC)	Rae Rippetoe-Blair		
N18	@ Houston	L	45-62
N 23	North Texas^	L	57-64
N 24	Butler^	W	67-48
D 2	@ Wichita St.	L	46-69
D 5	Sam Houston*	W	58-45
D 8	New Mexico	L	38-55
D 20	@ UT Arlington*	W	43-41
D 22	@ SFA*	L	44-58
D 28	San Diego &	L	42-91
D 30	#19 Auburn &	L	50-73
J 3	Lamar*	W	59-43
J 5	Nicholls*	W	53-40
J 7	Southeastern La.*	W	60-46
J 14	McNeese St. *	W	69-56
J 19	@ Northwestern St. *	L	44-56
J 21	@ UL-Monroe*	W	46-39
J 26	SFA *	L	47-62
J 28	UT Arlington*	W	51-48
F 2	@ Sam Houston*	W	42-40
F 4	@ Lamar *	L	39-52
F 9	Northwestern St. *	L	51-57
F 11	UL-Monroe *	W	63-37
F 14	@ McNeese St. *	W	54-51
F 18	Texas St.*	W	56-46
F 21	@ Southeastern La.*	W	64-57
F 23	@ Nicholls*	W	48-34
M 2	@ Texas St.*	W	56-41
M 5	Southeastern La.\$	L	63-66

^ UTSA Classic  
\$ Southland Tournament  
& Surf N' Slam Tournament (San Diego, Calif.)  
\* Southland Conference



## 2002-03

(18-11, 17-3 SLC) Rae Rippetoe-Blair  
 N22 @ North Texas L 66-82  
 N25 A&M-Corpus Christi L 59-67  
 N29 Alabama^ L 55-61  
 N30 Wichita St.^ L 54-63  
 D8 @ New Mexico L 49-66  
 D15 Oral Roberts& L 43-47  
 D16 Oklahoma St.& L 47-53  
 D30 @ UT Arlington\* L 47-56  
 J2 @ Northwestern St.\* W 69-60  
 J4 @ UL-Monroe\* L 53-62  
 J9 Lamar\* W 57-42  
 J11 Sam Houston\* W 65-53  
 J18 McNeese St.\* W 65-54  
 J22 SFA\* W 64-50  
 J25 @ Texas St.\* W 67-56  
 J30 @ Southeastern La.\* W 63-46  
 F1 @ Nicholls\* W 68-50  
 F6 Northwestern St.\* W 68-54  
 F8 UL-Monroe\* W 69-59  
 F13 @ Lamar\* W 56-50  
 F15 @ Sam Houston\* W 59-48  
 F20 @ McNeese St.\* W 45-41  
 F22 Texas St.\* W 63-56  
 F27 @ SFA\* L 42-54  
 M1 UT Arlington\* W 55-39  
 M5 Southeastern La.\* W 49-38  
 M7 Nicholls\* W 73-39  
 M13 UL-Monroe\$ W 60-56  
 M15 Texas St.\$ L 56-68  
 ^ Hampton Inn Six Flags UTSA Classic  
 \*Southland Conference  
 & Fun in the Sun Shootout (Cancun, Mexico)  
 \$ Southland Tournament

## 2003-04

(15-14, 10-6 SLC) Rae Rippetoe-Blair  
 N 14 @ Texas Tech^ L 48-76  
 N 21 @ A&M-Corpus Christi L 48-57  
 N 23 @ Texas Southern W 57-55  
 N 28 UTEP \$ W 52-49  
 N 29 Denver \$ L 55-58  
 D 5 @ Alabama L 63-76  
 D 16 @ Southern Utah L 73-82  
 D 19 @ UNLV L 44-76  
 D 30 Alcorn St. # W 74-50  
 D 31 Kansas St. # L 45-75  
 J 4 Santa Clara W 59-47  
 J 10 @ UT Arlington\* L 47-55  
 J 15 @ Southeastern La.\* W 52-51  
 J 17 @ Nicholls\* W 56-42  
 J 21 Texas St.\* L 43-44  
 J 24 Northwestern St.\* L 64-71  
 J 29 @ Lamar\* W 61-46  
 J 31 Nicholls\* W 79-60  
 F 5 @ SFA\* L 59-64

F 7 McNeese St.\* W(OT) 64-56  
 F 12 UL-Monroe\* L 62-69  
 F 14 @ Sam Houston\* W 54-38  
 F 18 UT Arlington\* L 55-43  
 F 25 @ Texas St.\* W 71-46  
 F 28 @ Northwestern St.\* L 56-62  
 M 4 Lamar\* W 67-44  
 M 5 Southeastern La.\* W 60-41  
 M 9 McNeese St.! W 61-42  
 M 11 @ Northwestern St.! L 71-82  
 ^ Preseason WNIT  
 \$ UTSA Thanksgiving Classic  
 # Wells Fargo/UTSA New Year's Classic  
 \* Southland Conference  
 ! Southland Tournament

## 2004-05

(15-14, 10-6 SLC) Rae Rippetoe-Blair  
 N19 A&M-Corpus Christi L 44-66  
 N22 @Tulsa L 62-80  
 N26 Prairie View A&M# W 88-44  
 N27 Seton Hall# L 59-60  
 N30 @Texas A&M L 48-74  
 D4 @UTEP W 54-50  
 D12 Texas Southern W 41-33  
 D18 SMU% L 46-66  
 D19 UT-Martin% W 75-59  
 D30 Samford\$ W 52-48  
 D31 Quinnipiac\$ W 73-55  
 J6 @UL-Monroe\* L 72-75  
 J8 @Northwestern St.\* L 49-54  
 J14 Nicholls\* W 58-53  
 J20 @McNeese St.\* W 67-49  
 J22 Northwestern St.\* L 68-82  
 J29 Southeastern La.\* W 75-64  
 F3 Sam Houston\* W(OT) 73-65  
 F5 @Lamar\* W 69-59  
 F10 @UT Arlington\* L 43-57  
 F12 Texas St.\* W 71-69  
 F17 @Southeastern La.\* W 60-40  
 F19 @Nicholls\* L 54-58  
 F23 Lamar\* W 82-55  
 F26 UT Arlington\* W 48-46  
 M1 SFA\* W 56-44  
 M3 @Texas St.\* L(OT) 58-61  
 M7 @Northwestern St.^ L 48-51  
 #Hampton Inn/UTSA Thanksgiving Classic  
 %Denver Pioneer Classic (Denver, Colo.)  
 \$Wells Fargo/UTSA New Year's Classic  
 \*Southland Conference  
 ^Southland Tournament

## 2005-06

(18-12, 11-5 SLC) Rae Rippetoe-Blair  
 N18 vs. West Virginia # W 57-54  
 N19 vs. Florida A&M # W 71-61  
 N22 Tulsa L 41-63

N25 UALR ! W 52-44  
 N26 New Mexico St. ! W 61-38  
 N29 A&M-Corpus Christi L 44-56  
 D2 vs. La Tech ^ L 67-75  
 D3 vs. Davidson ^ W 75-69  
 D19 @ Arizona St. L 64-78  
 D30 Buffalo \$ L 62-73  
 D31 Colorado St. \$ L 59-63  
 J5 Southeastern La. \* W 75-56  
 J7 McNeese St. \* W 70-58  
 J14 @ UL-Monroe \* L 61-62  
 J19 @ Sam Houston\* W (OT) 75-71  
 J21 SFA \* W 66-48  
 J26 Northwestern St. \* W 73-65  
 J28 UL-Monroe \* W 71-70  
 F2 @ Nicholls \* W 67-57  
 F4 @ SE. La. \* L 63-66  
 F9 @ McNeese St. \* L 57-62  
 F11 @ Lamar \* W 53-50  
 F16 UT Arlington \* W (OT) 68-67  
 F18 Texas St. \* L (OT) 71-73  
 F23 @ SFA \* L 68-77  
 F25 Sam Houston\* W 72-52  
 M3 @ Northwestern St. \* W 69-58  
 M6 Southeastern La. % W 61-46  
 M8 @ UT Arlington % W (OT) 76-75  
 M11 @ SFA % L 48-56  
 # Golden Knight Classic (Orlando, Fla.)  
 ! UTSA Thanksgiving Classic  
 ^ Rice Invitational (Houston)  
 \$ Wells Fargo/UTSA New Year's Classic  
 \* Southland Conference  
 % Southland Tournament

## 2006-07

(14-16, 9-7 SLC) Rae Rippetoe-Blair  
 N10 @ Texas Tech L 58-66  
 N12 @ SMU L 49-78  
 N17 @ UTEP L 47-80  
 N19 @ New Mexico St. L 63-69  
 N24 E. Washington ! W 77-67  
 N25 Tulsa ! L 57-61  
 D2 @ UALR L 48-65  
 D8 Cal St. Bakersfield L 66-77  
 D20 vs. #13 Purdue & L 50-75  
 D21 @ UNLV & W 70-62  
 D29 Memphis % W 85-73  
 D30 Kent St. % W 69-62  
 J6 @ Lamar \* L 46-60  
 J11 Central Ark. \* W 66-59  
 J13 Northwestern St. \* W 55-38  
 J20 Texas St.\* L 64-76  
 J23 @ UT Arlington \* L 38-67  
 J27 @ A&M-Corpus Christi \* L 69-71  
 F1 Sam Houston \* W 75-60  
 F3 @ SFA \* W 61-55  
 F8 @ Southeastern La. \* L (OT) 64-73



F10 @ Nicholls \* W 66-60  
 F15 UT Arlington \* L 52-68  
 F17 @ Texas St. \* L 60-63  
 F22 McNeese St. \* W 87-46  
 F24 A&M-Corpus Christi\* W 61-43  
 M1 @ Sam Houston \* W 65-48  
 M3 SFA \* W 59-44  
 M7 vs. Southeastern La. ^ W 62-57  
 M9 vs. UT Arlington ^ L 52-70

! UTSA Thanksgiving Classic  
 & Duel in the Desert (Las Vegas, Nev.)  
 % Wells Fargo New's Year Classic  
 \* Southland Conference  
 ^ Southland Tournament game (Katy)

### 2007-08

(23-10, 12-4 SLC) Rae Rippetoe-Blair  
 N9 Huston-Tillotson W 89-50  
 N11 Belmont W 77-65  
 N18 Wichita St. W 68-60  
 N23 New Orleans ! W 60-46  
 N24 Georgia Southern ! W 72-52  
 N29 @ Missouri St. W 63-59  
 D1 @ Tulsa L 56-78  
 D14 @ Fla. International L 57-68  
 D20 vs. Virginia Tech & L 59-84  
 D21 @ Tulane & L 42-76  
 D29 Miami (Ohio) % W (2OT) 90-89  
 D30 Weber St. % W 73-45  
 J2 SMU L 72-74  
 J12 Lamar \* L 74-75  
 J17 @ Central Ark. \* W 76-49  
 J19 Northwestern St. \* W 68-62  
 J24 UT Arlington\* W 76-53  
 J26 @ Texas St. \* W 81-68  
 F2 A&M-Corpus Christi \* W 65-56  
 F7 @ Sam Houston \* W 72-48  
 F9 SFA \* W 75-62  
 F14 @ Southeastern La. \* W 71-59  
 F16 Nicholls \* W 82-41  
 F21 @ UT Arlington \* W 63-46  
 F23 Texas St. \* L 79-85  
 F28 @ McNeese St. \* L 49-52  
 M1 @ A&M-Corpus Christi\* W 60-47  
 M6 Sam Houston \* W 76-51  
 M8 @ SFA \* L 54-57  
 M12 vs. Northwestern St. ^ W 80-56  
 M14 vs. UT Arlington ^ W 77-67  
 M15 vs. Lamar ^ W 65-56  
 M22 vs. Texas A&M # L 52-91

! UTSA Thanksgiving Classic  
 & Doubletree Tulane Classic (New Orleans)  
 % Wells Fargo New's Year Classic  
 \* Southland Conference  
 ^ Southland Tournament game (Katy)  
 # NCAA Tournament (Baton Rouge, La.)

### 2008-09

(24-9, 14-2 SLC) Rae Rippetoe-Blair  
 N14 A&M International W 85-53  
 N16 @ TCU L 60-73  
 N21 @ Wichita St. L 51-54  
 N23 @ Kansas St. L 51-80  
 N28 North Texas ^ L 61-65  
 N29 Arkansas St. ^ L 59-73  
 D6 Huston-Tillotson W 93-55  
 D19 vs. Oakland # L 57-70  
 D20 vs. Oral Roberts # W 74-62  
 D29 Colorado St. % W 67-58  
 D30 High Point % W 65-59  
 J3 Rice W 81-50  
 J5 Tulsa W 63-54  
 J10 @ McNeese St. \* W 61-50  
 J14 Nicholls\* W 86-33  
 J17 @ UT Arlington\* L 59-76  
 J24 A&M-Corpus Christi \* W 69-63  
 J28 @ Texas St.\* W 56-52  
 J31 Lamar\* W 69-68  
 F4 @ Sam Houston\* W 67-62  
 F7 Southeastern La. \* W 58-57  
 F11 @ Central Ark. \* W (OT) 97-89  
 F14 UT Arlington \* L 60-69  
 F18 @ A&M-Corpus Christi\* W 72-54  
 F21 Sam Houston \* W 85-54  
 F25 Northwestern St. \* W 74-69  
 F28 @ Lamar \* W 77-45  
 M4 Texas St.\* W 80-70  
 M7 @ SFA \* W 65-51  
 M11 vs. McNeese St. + W 71-52  
 M13 vs. Northwestern St. + W 58-47  
 M14 vs. UT Arlington + W 74-63  
 M22 vs. Baylor & L (OT) 82-87  
 ^ Star Shuttle Thanksgiving Classic  
 # Cozumel Cup (Cozumel, Mexico)  
 % Wells Fargo New's Year Classic  
 \* Southland Conference  
 + Southland Tournament (Katy)  
 & NCAA Tournament (Lubbock)

### 2009-10

(16-14, 10-6 SLC) Rae Rippetoe-Blair  
 N13 @ Texas L 60-71  
 N15 Schreiner W 86-32  
 N20 vs. Charleston Southern^ W 75-73  
 N21 vs. C. of Charleston^ L 45-62  
 N27 Navy! W 69-57  
 N28 Jacksonville St.! W 81-69  
 D7 Houston# L 53-74  
 D19 vs. Florida St.\$ L 50-65  
 D20 vs. Arkansas\$ W 71-55  
 D21 vs. Kansas St.\$ L 55-59  
 D29 Maine% W 79-71  
 D30 Louisiana Tech% L 72-82  
 J4 @ Rice L 56-70

J9 McNeese St.\* W 68-61  
 J13 @ Nicholls\* W 58-49  
 J16 UT Arlington\* W 69-51  
 J23 @A&M-Corpus Christi\* L 48-52  
 J27 Texas St.\* W 70-59  
 J30 @ Lamar\* L 60-69  
 F3 vs. Sam Houston\* W 74-55  
 F6 @ Southeastern La.\* W 61-49  
 F10 Central Arkansas\* W 71-66  
 F13 @ UT Arlington\* L 71-78  
 F17 A&M-Corpus Christi\* W 58-37  
 F20 @ Sam Houston\* L(2OT) 72-73  
 F24 @ Northwestern St.\* W 50-48  
 F27 Lamar\* L 63-66  
 M3 Texas St.\* W 58-55  
 M6 Stephen F. Austin\* L 61-77  
 M9 vs. UT Arlington+ L 63-68  
 ^ Lowcountry Classic (Charleston, S.C.)

! UTSA Thanksgiving Classic  
 # at the Alamodome  
 \$ Duel in the Desert (Las Vegas)  
 % UTSA New Year's Classic  
 \* Southland Conference  
 + Southland Tournament Game (Katy)



## All-Time Series Results

### Air Force (1-2)

**H: 1-0, A: 0-1, N: 0-1**

12-2-95	nL	69-71
12-19-96	aL	47-51
12-19-97	hW	70-47

### Alabama (0-2)

**H: 0-0, A: 0-1, N: 0-1**

12-5-86	nL	72-77
12-5-03	aL	63-76

### Alaska-Anchorage (0-1)

**H: 0-0, A: 0-1, N: 0-0**

2-23-91	aL	89-97
---------	----	-------

### Alcorn State (1-0)

**H: 1-0, A: 0-0, N: 0-0**

12-30-03	hW	74-50
----------	----	-------

### Angelo State (2-1)

**H: 2-1, A: 0-0, N: 0-0**

1-11-82	hW	73-50
12-2-89	hW	77-74
11-27-93	hL	60-66

### Arizona State (0-3)

**H: 0-1, A: 0-2, N: 0-0**

12-19-99	hL	35-70
11-18-00	aL	40-57
12-19-05	aL	64-78

### Arkansas (1-3)

**H: 0-1, A: 0-1, N: 1-1**

12-12-87	aL	73-84
12-3-88	nL	57-75
1-9-89	hL	77-97
12-20-09	nW	71-55

### Arkansas State (0-1)

**H: 0-1, A: 0-0, N: 0-0**

11-29-09	hL	59-73
----------	----	-------

### Auburn (0-1)

**H: 0-0, A: 0-0, N: 0-1**

12-30-01	nL	50-73
----------	----	-------

### Baylor (6-6)

**H: 2-1, A: 3-3, N: 1-1**

12-5-81	aL	65-69
12-11-81	hL	69-70
12-12-83	aW	67-66
12-9-85	hW	62-58
12-6-86	nW	75-67
2-25-87	aW	63-57
12-15-87	hW	50-46
12-3-89	aW	75-66
12-8-90	nL	76-91
12-17-90	aL	80-87
12-16-96	aL	50-77
3-22-09	nL	82-87

### Belmont (2-0)

**H: 2-0, A: 0-0, N: 0-0**

12-19-98	hW	73-60
1-11-07	hW	77-65

### Buffalo (0-1)

**H: 0-1, A: 0-0, N: 0-0**

12-30-05	hL	62-73
----------	----	-------

### Butler (1-0)

**H: 1-0, A: 0-0, N: 0-0**

11-24-01	hW	67-48
----------	----	-------

### Cal State Bakersfield (0-1)

**H: 0-1, A: 0-0, N: 0-0**

12-8-06	hL	66-77
---------	----	-------

### Central Arkansas (4-0)

**H: 2-0, A: 2-0, N: 0-0**

1-11-07	hW	66-59
1-17-08	aW	76-49
2-11-09	aW	97-89(OT)
2-10-10	hW	71-66

### Charleston Southern (1-0)

**H: 0-0, A: 1-0, N: 0-0**

11-20-09	aW	75-73
----------	----	-------

### Charleston Southern (0-1)

**H: 0-0, A: 0-1, N: 0-0**

11-21-09	aL	45-62
----------	----	-------

### Colorado State (1-2)

**H: 2-1, A: 0-1, N: 0-0**

1-20-88	hW	64-55
1-14-89	aL	57-71
12-31-05	hL	59-63
12-29-08	hW	67-58

### Creighton (2-2)

**H: 2-0, A: 0-2, N: 0-0**

12-18-85	hW	71-69
2-10-87	aL	65-73
1-25-88	aL	62-82
3-2-89	hW	82-80

### Dartmouth (0-1)

**H: 0-0, A: 0-0, N: 0-1**

12-21-91	nL	60-68
----------	----	-------

### Davidson (1-0)

**H: 0-0, A: 0-0, N: 1-0**

12-03-05	nW	75-69
----------	----	-------

### Denver (0-1)

**H: 0-1, A: 0-0, N: 0-0**

11-29-03	hL	55-58
----------	----	-------

### Duke (0-1)

**H: 0-0, A: 0-0, N: 0-1**

12-7-90	nL	68-71
---------	----	-------

### Eastern Illinois (0-1)

**H: 0-0, A: 0-0, N: 0-1**

12-4-93	nL	51-59
---------	----	-------

### Eastern Washington (1-0)

**H: 1-0, A: 0-0, N: 0-0**

11-24-06	hW	77-67
----------	----	-------

### Florida A&M (1-0)

**H: 0-0, A: 0-0, N: 1-0**

11-19-05	nW	71-61
----------	----	-------

### Florida State (0-1)

**H: 0-0, A: 0-0, N: 0-1**

12-19-09	nL	50-65
----------	----	-------

### Florida International (0-1)

**H: 0-0, A: 0-1, N: 0-0**

12-14-07	aL	57-68
----------	----	-------

### Fordham (0-1)

**H: 0-1, A: 0-0, N: 0-0**

12-28-98	hL	48-49
----------	----	-------

### Georgia Southern (1-0)

**H: 1-0, A: 0-0, N: 0-0**

11-24-07	hW	72-52
----------	----	-------

### Hardin-Simmons (10-0)

**H: 5-0, A: 5-0, N: 0-0**

12-11-82	hW	74-58
2-14-83	aW	81-66
2-6-84	aW	88-71
2-20-84	aW	90-41
1-5-85	hW	83-64
2-4-85	aW	88-68
2-18-85	hW	7-61
2-3-86	aW	61-58
2-17-86	hW	83-67
11-28-97	hW	85-56

### High Point (1-0)

**H: 1-0, A: 0-0, N: 0-0**

12-30-08	hW	65-59
----------	----	-------

### Houston (0-16)

**H: 0-8, A: 0-7, N: 0-1**

11-25-81	hL	44-59
2-22-82	aL	58-75
1-25-83	hL	80-90
2-23-83	aL	67-75
12-5-83	hL	66-68
1-18-84	aL	73-80
12-4-84	aL	59-80
12-5-85	hL	52-63
12-3-86	aL	74-75
12-1-87	hL	65-69
1-2-89	hL	63-71
12-18-89	aL	66-115
11-27-90	hL	55-111
11-29-00	hL	57-71





11-18-01 \_\_\_\_\_ aL \_\_\_\_\_ 45-62  
 12-7-09 \_\_\_\_\_ nL \_\_\_\_\_ 53-74

**Houston Baptist  
(1-0)**

**H: 1-0, A: 0-0, N: 0-0**

11-30-99 \_\_\_\_\_ hW \_\_\_\_\_ 66-56

**Howard Payne  
(1-0)**

**H: 1-0, A: 0-0, N: 0-0**

12-7-96 \_\_\_\_\_ hW \_\_\_\_\_ 87-69

**Huston-Tillotson  
(4-0)**

**H: 4-0, A: 0-0, N: 0-0**

1-17-83 \_\_\_\_\_ hW \_\_\_\_\_ 89-51

1-29-83 \_\_\_\_\_ hW \_\_\_\_\_ 92-56

11-4-07 \_\_\_\_\_ hW \_\_\_\_\_ 89-50

12-06-08 \_\_\_\_\_ hW \_\_\_\_\_ 93-55

**Idaho  
(0-1)**

**H: 0-0, A: 0-0, N: 0-1**

12-14-84 \_\_\_\_\_ nL \_\_\_\_\_ 67-68

**Idaho State  
(1-0)**

**H: 1-0, A: 0-0, N: 0-0**

11-25-00 \_\_\_\_\_ hW \_\_\_\_\_ 61-60

**Iona  
(1-0)**

**H: 0-0, A: 0-0, N: 1-0**

12-9-88 \_\_\_\_\_ nW \_\_\_\_\_ 88-58

**Iowa State  
(0-1)**

**H: 0-0, A: 0-0, N: 0-1**

12-1-95 \_\_\_\_\_ nL \_\_\_\_\_ 54-82

**Jacksonville State  
(1-0)**

**H: 1-0, A: 0-0, N: 0-0**

11-28-09 \_\_\_\_\_ hW \_\_\_\_\_ 81-69

**Kansas State  
(0-3)**

**H: 0-1, A: 0-1, N: 0-1**

12-31-03 \_\_\_\_\_ hL \_\_\_\_\_ 45-75

11-23-09 \_\_\_\_\_ aL \_\_\_\_\_ 51-80

12-21-09 \_\_\_\_\_ nL \_\_\_\_\_ 55-59

**Kent State  
(1-1)**

**H: 1-0, A: 0-0, N: 0-1**

12-3-93 \_\_\_\_\_ nL \_\_\_\_\_ 69-98

12-30-06 \_\_\_\_\_ hW \_\_\_\_\_ 69-62

**Lamar  
(16-14)**

**H: 7-7, A: 7-6, N: 2-1**

1-9-82 \_\_\_\_\_ hW \_\_\_\_\_ 53-51

1-14-82 \_\_\_\_\_ aL \_\_\_\_\_ 59-71

2-5-82 \_\_\_\_\_ aL \_\_\_\_\_ 56-66

2-26-83 \_\_\_\_\_ hL \_\_\_\_\_ 65-66

11-25-88 \_\_\_\_\_ nL \_\_\_\_\_ 76-78

11-27-89 \_\_\_\_\_ aL \_\_\_\_\_ 68-90

12-16-89 \_\_\_\_\_ hL \_\_\_\_\_ 63-79

1-10-91 \_\_\_\_\_ hL \_\_\_\_\_ 71-96

1-2-99 \_\_\_\_\_ aW \_\_\_\_\_ 65-54

2-20-99 \_\_\_\_\_ hL \_\_\_\_\_ 70-65

1-15-99 \_\_\_\_\_ hW \_\_\_\_\_ 51-49

1-11-01 \_\_\_\_\_ hL \_\_\_\_\_ 42-57

2-24-01 \_\_\_\_\_ aW \_\_\_\_\_ 71-54  
 3-6-01 \_\_\_\_\_ nW \_\_\_\_\_ 80-59  
 1-3-02 \_\_\_\_\_ hW \_\_\_\_\_ 59-43  
 2-4-02 \_\_\_\_\_ aL \_\_\_\_\_ 39-52  
 1-9-03 \_\_\_\_\_ hW \_\_\_\_\_ 57-42  
 2-13-03 \_\_\_\_\_ aW \_\_\_\_\_ 56-50  
 1-29-03 \_\_\_\_\_ aW \_\_\_\_\_ 61-46  
 3-4-04 \_\_\_\_\_ hW \_\_\_\_\_ 67-44  
 2-5-05 \_\_\_\_\_ aW \_\_\_\_\_ 69-59  
 2-23-05 \_\_\_\_\_ hW \_\_\_\_\_ 82-55  
 2-11-06 \_\_\_\_\_ aW \_\_\_\_\_ 53-50  
 1-6-07 \_\_\_\_\_ aL \_\_\_\_\_ 46-60  
 1-12-08 \_\_\_\_\_ hW \_\_\_\_\_ 74-75  
 3-15-08 \_\_\_\_\_ nW \_\_\_\_\_ 65-56  
 1-31-09 \_\_\_\_\_ hW \_\_\_\_\_ 69-68  
 2-28-09 \_\_\_\_\_ aW \_\_\_\_\_ 77-45  
 1-30-10 \_\_\_\_\_ aL \_\_\_\_\_ 60-69  
 2-27-10 \_\_\_\_\_ hL \_\_\_\_\_ 63-66

**Louisiana-Lafayette  
(3-1)**

**H: 2-0, A: 1-0, N: 0-1**

12-5-87 \_\_\_\_\_ nL \_\_\_\_\_ 66-72

12-30-95 \_\_\_\_\_ hW \_\_\_\_\_ 67-53

11-26-96 \_\_\_\_\_ aW \_\_\_\_\_ 63-38

12-6-97 \_\_\_\_\_ hW \_\_\_\_\_ 50-45

**Louisiana-Monroe  
(10-20)**

**H: 8-8, A: 2-12, N: 0-0**

1-4-85 \_\_\_\_\_ hL \_\_\_\_\_ 56-77

1-16-92 \_\_\_\_\_ aL \_\_\_\_\_ 81-94

2-15-92 \_\_\_\_\_ hL \_\_\_\_\_ 75-81

1-23-93 \_\_\_\_\_ aL \_\_\_\_\_ 58-65

218-93 \_\_\_\_\_ hL \_\_\_\_\_ 50-74

12-30-93 \_\_\_\_\_ aL \_\_\_\_\_ 47-84

3-2-94 \_\_\_\_\_ hL \_\_\_\_\_ 67-78

1-28-95 \_\_\_\_\_ aL \_\_\_\_\_ 65-83

2-23-95 \_\_\_\_\_ hL \_\_\_\_\_ 61-77

1-20-96 \_\_\_\_\_ aL \_\_\_\_\_ 65-82

2-15-96 \_\_\_\_\_ hW \_\_\_\_\_ 72-68

1-11-97 \_\_\_\_\_ aW \_\_\_\_\_ 60-51

1-30-97 \_\_\_\_\_ hW \_\_\_\_\_ 64-57

1-5-98 \_\_\_\_\_ aL \_\_\_\_\_ 70-80(OT)

2-21-98 \_\_\_\_\_ hW \_\_\_\_\_ 72-70

12-30-98 \_\_\_\_\_ hL \_\_\_\_\_ 41-63

2-4-99 \_\_\_\_\_ aL \_\_\_\_\_ 64-80

1-22-00 \_\_\_\_\_ aL \_\_\_\_\_ 49-61

2-17-00 \_\_\_\_\_ hL \_\_\_\_\_ 56-70

1-18-01 \_\_\_\_\_ aL \_\_\_\_\_ 52-57

2-17-01 \_\_\_\_\_ hW \_\_\_\_\_ 65-42

1-21-02 \_\_\_\_\_ aW \_\_\_\_\_ 46-39

2-11-02 \_\_\_\_\_ hW \_\_\_\_\_ 63-37

1-4-03 \_\_\_\_\_ aL \_\_\_\_\_ 53-62

2-8-03 \_\_\_\_\_ hW \_\_\_\_\_ 69-59

3-13-03 \_\_\_\_\_ hW \_\_\_\_\_ 60-56

2-12-04 \_\_\_\_\_ hL \_\_\_\_\_ 62-69

1-6-05 \_\_\_\_\_ aL \_\_\_\_\_ 72-75

1-14-06 \_\_\_\_\_ aL \_\_\_\_\_ 61-62

1-28-06 \_\_\_\_\_ hW \_\_\_\_\_ 71-70

**Louisiana Tech  
(0-3)**

**H: 0-1, A: 0-0, N: 0-2**

12-15-84 \_\_\_\_\_ nL \_\_\_\_\_ 39-80

12-2-05 \_\_\_\_\_ nL \_\_\_\_\_ 67-75

12-30-09 \_\_\_\_\_ hL \_\_\_\_\_ 72-82

**Maine  
(1-0)**

**H: 1-0, A: 0-0, N: 0-0**

12-29-09 \_\_\_\_\_ hW \_\_\_\_\_ 79-71

**McNeese State  
(17-17)**

**H: 10-7, A: 6-10, N: 1-0**

1-9-92 \_\_\_\_\_ hL \_\_\_\_\_ 66-76

2-8-92 \_\_\_\_\_ aL \_\_\_\_\_ 66-93

1-2-93 \_\_\_\_\_ aL \_\_\_\_\_ 61-72

2-8-93 \_\_\_\_\_ hW \_\_\_\_\_ 63-59

1-20-94 \_\_\_\_\_ aL \_\_\_\_\_ 55-57

2-19-94 \_\_\_\_\_ hL \_\_\_\_\_ 68-72

1-5-95 \_\_\_\_\_ aL \_\_\_\_\_ 47-83

2-4-95 \_\_\_\_\_ hL \_\_\_\_\_ 63-75

1-11-96 \_\_\_\_\_ hL \_\_\_\_\_ 55-57

2-10-96 \_\_\_\_\_ aW \_\_\_\_\_ 78-66

1-4-97 \_\_\_\_\_ hL \_\_\_\_\_ 60-62

2-6-97 \_\_\_\_\_ aL \_\_\_\_\_ 45-61

1-19-98 \_\_\_\_\_ aL \_\_\_\_\_ 44-49

2-7-98 \_\_\_\_\_ hW \_\_\_\_\_ 68-55

1-4-99 \_\_\_\_\_ aL \_\_\_\_\_ 45-47

1-28-99 \_\_\_\_\_ hL \_\_\_\_\_ 67-75

1-13-00 \_\_\_\_\_ hL \_\_\_\_\_ 53-70

2-26-00 \_\_\_\_\_ aL \_\_\_\_\_ 79-82

12-28-00 \_\_\_\_\_ aW \_\_\_\_\_ 69-61

2-3-01 \_\_\_\_\_ hW \_\_\_\_\_ 86-62

1-14-02 \_\_\_\_\_ hW \_\_\_\_\_ 69-56

2-14-02 \_\_\_\_\_ aW \_\_\_\_\_ 54-41

1-18-03 \_\_\_\_\_ hW \_\_\_\_\_ 65-54

2-20-03 \_\_\_\_\_ aW \_\_\_\_\_ 45-41

2-7-04 \_\_\_\_\_ hW \_\_\_\_\_ 64-56 OT

3-9-04 \_\_\_\_\_ hW \_\_\_\_\_ 61-42

1-20-05 \_\_\_\_\_ aW \_\_\_\_\_ 67-49

1-7-06 \_\_\_\_\_ hW \_\_\_\_\_ 70-58

2-9-06 \_\_\_\_\_ aL \_\_\_\_\_ 57-62

2-22-07 \_\_\_\_\_ hW \_\_\_\_\_ 87-46

2-28-08 \_\_\_\_\_ aL \_\_\_\_\_ 49-52

1-10-09 \_\_\_\_\_ aW \_\_\_\_\_ 61-50

3-11-09 \_\_\_\_\_ nW \_\_\_\_\_ 71-52

1-9-10 \_\_\_\_\_ hW \_\_\_\_\_ 68-61

**Memphis  
(1-0)**

**H: 1-0, A: 0-0, N: 0-0**

12-29-06 \_\_\_\_\_ hW \_\_\_\_\_ 85-73

**Midwestern State  
(0-1)**

**H: 0-1, A: 0-0, N: 0-0**

11-26-94 \_\_\_\_\_ hL \_\_\_\_\_ 54-76

**Minnesota  
(0-2)**

**H: 0-0, A: 0-0, N: 0-2**

11-23-84 \_\_\_\_\_ nL \_\_\_\_\_ 57-60

12-31-84 \_\_\_\_\_ nL \_\_\_\_\_ 72-86

**Mississippi State  
(1-0)**

**H: 0-0, A: 0-0, N: 1-0**

11-24-84 \_\_\_\_\_ nW \_\_\_\_\_ 56-54

**Missouri  
(0-2)**

**H: 0-0, A: 0-1, N: 0-1**

11-22-84 \_\_\_\_\_ nL \_\_\_\_\_ 70-86

12-10-88 \_\_\_\_\_ aL \_\_\_\_\_ 68-89

**Missouri State  
(2-0)**

**H: 1-0, A: 1-0, N: 0-0**

12-31-83 \_\_\_\_\_ hW \_\_\_\_\_ 82-79

11-29-08 \_\_\_\_\_ aW \_\_\_\_\_ 63-59



## Navy

(1-0)

H: 1-0, A: 0-0, N: 0-0

11-27-09 \_\_\_\_\_ hW \_\_\_\_\_ 69-57

## Nevada

(1-0)

H: 0-0, A: 0-0, N: 1-0

11-29-86 \_\_\_\_\_ nW \_\_\_\_\_ 78-67

## New Mexico

(0-2)

H: 0-1, A: 0-1, N: 0-0

12-8-01 \_\_\_\_\_ hL \_\_\_\_\_ 38-55

12-8-02 \_\_\_\_\_ aL \_\_\_\_\_ 49-66

## New Mexico State

(3-3)

H: 3-0, A: 0-3, N: 0-0

2-23-88 \_\_\_\_\_ aL \_\_\_\_\_ 65-91

1-19-89 \_\_\_\_\_ hW \_\_\_\_\_ 58-57

1-10-90 \_\_\_\_\_ aL \_\_\_\_\_ 55-89

12-31-90 \_\_\_\_\_ hW \_\_\_\_\_ 98-84

11-26-05 \_\_\_\_\_ hW \_\_\_\_\_ 61-38

11-19-06 \_\_\_\_\_ aL \_\_\_\_\_ 63-69

## New Orleans

(1-2)

H: 1-1, A: 0-1, N: 0-0

2-2-87 \_\_\_\_\_ aL \_\_\_\_\_ 63-77

1-16-88 \_\_\_\_\_ hL \_\_\_\_\_ 55-83

11-23-07 \_\_\_\_\_ hW \_\_\_\_\_ 60-46

## Nicholls

(26-11)

H: 15-2, A: 11-9, N: 0-0

2-2-89 \_\_\_\_\_ hW \_\_\_\_\_ 59-54

2-20-89 \_\_\_\_\_ aW \_\_\_\_\_ 72-64

1-20-90 \_\_\_\_\_ hW \_\_\_\_\_ 82-51

2-5-90 \_\_\_\_\_ aL \_\_\_\_\_ 52-70

1-12-91 \_\_\_\_\_ hW \_\_\_\_\_ 83-73

2-18-91 \_\_\_\_\_ aW \_\_\_\_\_ 69-58

1-11-92 \_\_\_\_\_ hW \_\_\_\_\_ 72-63

2-6-92 \_\_\_\_\_ aL \_\_\_\_\_ 62-67

1-4-93 \_\_\_\_\_ aL \_\_\_\_\_ 60-78

3-1-93 \_\_\_\_\_ hW \_\_\_\_\_ 58-42

1-22-94 \_\_\_\_\_ aW \_\_\_\_\_ 64-48

2-17-94 \_\_\_\_\_ hW \_\_\_\_\_ 92-52

1-7-95 \_\_\_\_\_ aL \_\_\_\_\_ 66-72

2-2-95 \_\_\_\_\_ hW \_\_\_\_\_ 79-63

1-13-96 \_\_\_\_\_ hW \_\_\_\_\_ 71-62

2-8-96 \_\_\_\_\_ aW \_\_\_\_\_ 71-66

1-2-97 \_\_\_\_\_ hW \_\_\_\_\_ 52-43

2-8-97 \_\_\_\_\_ aL \_\_\_\_\_ 43-52

1-17-98 \_\_\_\_\_ aL \_\_\_\_\_ 36-44

1-14-99 \_\_\_\_\_ aL \_\_\_\_\_ 56-70

2-13-99 \_\_\_\_\_ hL \_\_\_\_\_ 54-67

2-10-00 \_\_\_\_\_ aL \_\_\_\_\_ 57-77

1-6-01 \_\_\_\_\_ aW \_\_\_\_\_ 57-45

3-1-01 \_\_\_\_\_ hL \_\_\_\_\_ 63-69

1-5-02 \_\_\_\_\_ hW \_\_\_\_\_ 53-40

2-23-02 \_\_\_\_\_ aW \_\_\_\_\_ 48-34

2-1-03 \_\_\_\_\_ aW \_\_\_\_\_ 68-50

3-7-03 \_\_\_\_\_ hW \_\_\_\_\_ 73-39

1-17-04 \_\_\_\_\_ aW \_\_\_\_\_ 56-42

1-31-04 \_\_\_\_\_ hW \_\_\_\_\_ 79-60

1-14-05 \_\_\_\_\_ hW \_\_\_\_\_ 58-53

1-19-05 \_\_\_\_\_ aL \_\_\_\_\_ 54-58

2-2-06 \_\_\_\_\_ aW \_\_\_\_\_ 67-57

2-10-07 \_\_\_\_\_ aW \_\_\_\_\_ 66-60

2-16-08 \_\_\_\_\_ hW \_\_\_\_\_ 82-41

1-14-09 \_\_\_\_\_ hW \_\_\_\_\_ 86-33

1-13-10 \_\_\_\_\_ aW \_\_\_\_\_ 58-49

## North Texas

(6-14)

H: 5-5, A: 1-9, N: 0-0

2-5-82 \_\_\_\_\_ aL \_\_\_\_\_ 67-77

1-8-83 \_\_\_\_\_ hW \_\_\_\_\_ 78-60

1-15-87 \_\_\_\_\_ hW \_\_\_\_\_ 82-62

1-11-88 \_\_\_\_\_ aL \_\_\_\_\_ 59-74

1-30-89 \_\_\_\_\_ aL \_\_\_\_\_ 59-80

3-3-90 \_\_\_\_\_ hW \_\_\_\_\_ 82-81

1-8-91 \_\_\_\_\_ aW \_\_\_\_\_ 84-75

1-4-92 \_\_\_\_\_ aL \_\_\_\_\_ 67-75

3-2-92 \_\_\_\_\_ hW \_\_\_\_\_ 65-62

1-30-93 \_\_\_\_\_ hW \_\_\_\_\_ 65-64

2-25-93 \_\_\_\_\_ aL \_\_\_\_\_ 63-66

1-29-94 \_\_\_\_\_ hL \_\_\_\_\_ 65-74

2-24-94 \_\_\_\_\_ aL \_\_\_\_\_ 53-66

1-17-95 \_\_\_\_\_ hL \_\_\_\_\_ 79-82

3-4-95 \_\_\_\_\_ aL \_\_\_\_\_ 58-76

1-22-96 \_\_\_\_\_ hL \_\_\_\_\_ 77-84

3-2-96 \_\_\_\_\_ aL \_\_\_\_\_ 67-87

11-23-01 \_\_\_\_\_ hL \_\_\_\_\_ 57-64

11-22-02 \_\_\_\_\_ aL \_\_\_\_\_ 66-82

11-28-08 \_\_\_\_\_ hL \_\_\_\_\_ 61-65

## Northern Arizona

(1-1)

H: 0-0, A: 0-1, N: 1-0

2-24-91 \_\_\_\_\_ nW \_\_\_\_\_ 79-75

1-5-94 \_\_\_\_\_ aL \_\_\_\_\_ 47-70

## Northern Illinois

(0-1)

H: 0-0, A: 0-0, N: 0-1

2-22-91 \_\_\_\_\_ nL \_\_\_\_\_ 73-103

## Northwestern State

(12-25)

H: 5-12, A: 6-13, N: 1-0

1-18-92 \_\_\_\_\_ aL \_\_\_\_\_ 69-81

2-13-92 \_\_\_\_\_ hL \_\_\_\_\_ 60-64

1-21-93 \_\_\_\_\_ aL \_\_\_\_\_ 52-80

2-20-93 \_\_\_\_\_ hL \_\_\_\_\_ 65-93

12-28-93 \_\_\_\_\_ aL \_\_\_\_\_ 75-80(OT)

2-28-94 \_\_\_\_\_ hL \_\_\_\_\_ 56-71

1-26-95 \_\_\_\_\_ aL \_\_\_\_\_ 67-87

2-25-95 \_\_\_\_\_ hL \_\_\_\_\_ 57-76

1-18-96 \_\_\_\_\_ aL \_\_\_\_\_ 73-81

2-27-96 \_\_\_\_\_ hL \_\_\_\_\_ 74-93

1-9-97 \_\_\_\_\_ aW \_\_\_\_\_ 66-64

2-1-97 \_\_\_\_\_ hW \_\_\_\_\_ 74-64

1-3-98 \_\_\_\_\_ aW \_\_\_\_\_ 88-76

2-19-98 \_\_\_\_\_ hL \_\_\_\_\_ 51-54

2-6-99 \_\_\_\_\_ aL \_\_\_\_\_ 65-86

1-30-99 \_\_\_\_\_ hL \_\_\_\_\_ 51-65

1-20-00 \_\_\_\_\_ aL \_\_\_\_\_ 46-62

2-19-00 \_\_\_\_\_ hL \_\_\_\_\_ 61-64

1-20-01 \_\_\_\_\_ aL \_\_\_\_\_ 43-45

2-15-01 \_\_\_\_\_ hL \_\_\_\_\_ 61-63

1-19-02 \_\_\_\_\_ aL \_\_\_\_\_ 44-56

2-9-02 \_\_\_\_\_ hL \_\_\_\_\_ 5-57

1-2-03 \_\_\_\_\_ aW \_\_\_\_\_ 69-60

2-6-03 \_\_\_\_\_ hW \_\_\_\_\_ 68-54

1-24-04 \_\_\_\_\_ hL \_\_\_\_\_ 64-71

2-28-04 \_\_\_\_\_ aL \_\_\_\_\_ 56-62

3-11-04 \_\_\_\_\_ aL \_\_\_\_\_ 71-82

1-8-05 \_\_\_\_\_ aL \_\_\_\_\_ 49-54

1-22-05 \_\_\_\_\_ hL \_\_\_\_\_ 68-82

3-7-05 \_\_\_\_\_ aL \_\_\_\_\_ 48-51

1-26-06 \_\_\_\_\_ hW \_\_\_\_\_ 73-65

3-3-06 \_\_\_\_\_ aW \_\_\_\_\_ 69-58

1-13-07 \_\_\_\_\_ hW \_\_\_\_\_ 55-38

1-19-08 \_\_\_\_\_ aW \_\_\_\_\_ 68-62

3-12-08 \_\_\_\_\_ nW \_\_\_\_\_ 80-56

2-25-09 \_\_\_\_\_ hW \_\_\_\_\_ 74-69

3-13-09 \_\_\_\_\_ nW \_\_\_\_\_ 58-47

2-24-10 \_\_\_\_\_ aW \_\_\_\_\_ 50-48

## Oakland

(0-1)

H: 0-0, A: 0-0, N: 0-1

12-19-08 \_\_\_\_\_ nL \_\_\_\_\_ 57-70

## Oklahoma

(0-5)

H: 0-1, A: 0-3, N: 0-1

11-28-86 \_\_\_\_\_ nL \_\_\_\_\_ 62-67

1-21-91 \_\_\_\_\_ aL \_\_\_\_\_ 86-93

11-25-91 \_\_\_\_\_ aL \_\_\_\_\_ 70-102

11-23-97 \_\_\_\_\_ hL \_\_\_\_\_ 53-66

11-23-98 \_\_\_\_\_ aL \_\_\_\_\_ 40-80

## Oklahoma City

(4-0)

H: 2-0, A: 2-0, N: 0-0

1-23-84 \_\_\_\_\_ aW \_\_\_\_\_ 85-78

2-27-84 \_\_\_\_\_ hW \_\_\_\_\_ 113-91

1-21-85 \_\_\_\_\_ hW \_\_\_\_\_ 76-67

2-25-85 \_\_\_\_\_ aW \_\_\_\_\_ 66-65

## Oklahoma State

(0-2)

H: 0-0, A: 0-1, N: 0-1

11-28-87 \_\_\_\_\_ aL \_\_\_\_\_ 46-91

12-16-02 \_\_\_\_\_ nL \_\_\_\_\_ 47-53

## Oral Roberts

(5-6)

H: 1-2, A: 3-3, N: 1-1

1-21-84 \_\_\_\_\_ aW \_\_\_\_\_ 77-72

2-25-84 \_\_\_\_\_ aW \_\_\_\_\_ 75-64

1-19-85 \_\_\_\_\_ hW \_\_\_\_\_ 80-56

2-23-85 \_\_\_\_\_ aW \_\_\_\_\_ 68-57

1-18-86 \_\_\_\_\_ hL \_\_\_\_\_ 54-60

2-22-86 \_\_\_\_\_ aL \_\_\_\_\_ 61-97

2-27-88 \_\_\_\_\_ hL \_\_\_\_\_ 78-92

1-28-89 \_\_\_\_\_ aL \_\_\_\_\_ 71-92

12-22-94 \_\_\_\_\_ aL \_\_\_\_\_ 52-62

12-15-02 \_\_\_\_\_ nL \_\_\_\_\_ 43-47

12-20-08 \_\_\_\_\_ nW \_\_\_\_\_ 74-62

## Pacific

(0-1)

H: 0-0, A: 0-0, N: 0-1

12-20-91 \_\_\_\_\_ nL \_\_\_\_\_ 57-75

## Pepperdine

(1-1)

H: 1-0, A: 0-1, N: 0-0

12-31-87 \_\_\_\_\_ hW \_\_\_\_\_ 57-51

12-29-89 \_\_\_\_\_ aL \_\_\_\_\_ 61-82

## Prairie View A&M

(10-3)

H: 6-1, A: 2-2, N: 2-0

1-27-83 \_\_\_\_\_ aW \_\_\_\_\_ 72-26

2-10-83 \_\_\_\_\_ aW \_\_\_\_\_ 96-29

1-22-86 \_\_\_\_\_ aL \_\_\_\_\_ 54-71

2-13-86 \_\_\_\_\_ hL \_\_\_\_\_ 61-64

11-29-87 \_\_\_\_\_ nW \_\_\_\_\_ 85-52

11-26-88 \_\_\_\_\_ nW \_\_\_\_\_ 62-44

1-17-90 \_\_\_\_\_ hW \_\_\_\_\_ 75-59

2-8-90 \_\_\_\_\_ aL \_\_\_\_\_ 64-71

1-5-91 \_\_\_\_\_ hW \_\_\_\_\_ 86-46

12-7-93 \_\_\_\_\_ hW \_\_\_\_\_ 105-38

11-28-95 \_\_\_\_\_ hW \_\_\_\_\_ 66-34

12-3-96 \_\_\_\_\_ hW \_\_\_\_\_ 67-31

11-26-04 \_\_\_\_\_ hW \_\_\_\_\_ 88-44



### Purdue

(0-1)

H: 0-0, A: 0-0, N: 0-1

12-20-06 nL 50-75

### Quinnipiac

(1-0)

H: 1-0, A: 0-0, N: 0-0

12-31-04 hW 73-55

### Rice

(4-0)

H: 4-0, A: 3-0, N: 0-0

1-10-83 hW 68-53  
 2-22-83 aW 75-65  
 1-17-84 aW 76-55  
 2-29-84 hW 73-72  
 12-3-84 aW 77-67  
 12-3-85 hW 81-67  
 1-3-09 hW 81-50  
 1-4-10 aL 56-70

### St. Edward's

(1-0)

H: 1-0, A: 0-0, N: 0-0

11-8-08 hW 71-46

### St. Mary's

(11-0)

H: 7-0, A: 3-0, N: 1-0

1-9-84 aW 75-58  
 2-14-84 hW 79-49  
 1-15-85 hW 72-64  
 2-12-85 aW 68-47  
 1-13-86 hW 74-55  
 2-6-86 aW 73-67  
 12-16-86 hW 83-72  
 1-26-87 hW 75-52  
 12-19-87 hW 79-61  
 1-24-89 hW 100-62  
 1-22-90 nW 68-62

### Samford

(1-0)

H: 1-0, A: 0-0, N: 0-0

12-30-04 hW 52-48

### Sam Houston State

(32-13)

H: 17-6, A: 14-8, N: 0-0

11-24-82 hW 67-52  
 1-12-83 aW 59-29  
 11-22-83 aW 79-55  
 1-27-84 hW 88-47  
 1-11-86 hW 58-57  
 1-10-87 hW 66-38  
 2-7-87 aL 58-59  
 1-14-91 aW 76-63  
 1-29-91 hW 96-78  
 2-1-92 hL 52-55  
 2-27-92 hL 54-78  
 1-9-93 hW 66-64  
 2-4-93 aW 70-54  
 1-16-94 hL 61-66  
 2-10-94 aL 63-78  
 1-12-95 hL 72-88  
 2-11-95 aL 50-73  
 1-6-96 aL 49-79  
 2-12-96 aL 65-90  
 1-16-97 hL 47-51  
 2-25-97 aW 66-57  
 1-24-98 hW 67-40  
 2-2-98 aW 67-40

3-4-98 hW 73-72 (OT)  
 2-18-99 aL 58-70  
 12-28-99 aL 67-69(OT)  
 2-5-00 hL 55-62  
 1-13-01 hW 72-47  
 2-22-01 aW 68-50  
 12-5-01 hW 58-45  
 2-2-02 aW 42-40  
 1-11-03 hW 65-53  
 2-15-03 aW 59-48  
 2-14-04 aW 54-38  
 2-3-05 hW 73-65 (OT)  
 1-19-06 aW 75-71 (OT)  
 2-25-06 hW 72-52  
 2-1-07 hW 75-60  
 3-1-07 aW 65-48  
 2-7-08 aW 72-48  
 3-6-08 hW 76-51  
 2-4-09 aW 67-62  
 2-21-09 hW 85-54  
 2-3-10 hW 74-55  
 2-20-10 aL 72-73 (2OT)

### San Diego

(0-1)

H: 0-0, A: 0-1, N: 0-0

12-28-01 aL 42-91

### San Diego State

(1-0)

H: 0-0, A: 0-0, N: 1-0

12-30-89 nW 67-65

### Santa Clara

(1-0)

H: 1-0, A: 0-0, N: 0-0

1-4-04 hW 59-47

### Schreiner

(10-0)

H: 9-0, A: 0-0, N: 0-0

11-25-89 hW 83-60  
 11-24-90 hW 113-89  
 1-23-92 hW 84-63  
 2-2-93 hW 60-49  
 2-3-94 hW 74-49  
 12-6-94 hW 85-72  
 11-22-96 hW 82-43  
 12-4-97 hW 75-46  
 12-11-99 hW 76-50  
 11-15-09 hW 86-32

### Seton Hall

(0-1)

H: 0-1, A: 0-0, N: 0-0

11-27-04 hL 59-60

### SMU

(2-7)

H: 2-0, A: 0-6, N: 0-1

2-16-82 aL 57-76  
 2-2-83 hW (OT) 67-66  
 12-10-86 aL 61-66  
 2-3-88 aL 58-81  
 2-9-91 hW 93-77  
 12-6-91 aL 56-59  
 12-18-04 nL 46-66  
 11-12-06 aL 49-78  
 1-2-08 hL 74-72

### South Alabama

(0-1)

H: 0-0, A: 0-0, N: 0-1

12-2-88 nL 55-77

### Southern Utah

(0-1)

H: 0-0, A: 0-0, N: 0-0

12-16-03 aL 73-82

### Southeastern Louisiana

(20-8)

H: 13-2, A: 6-6, N: 1-0

1-21-89 hL 59-70  
 2-18-89 aL 63-71  
 2-3-90 aL 75-84  
 2-22-90 hW 86-84  
 2-5-98 hW 75-52  
 1-16-99 aL 55-58  
 2-11-99 hW 60-52  
 1-6-00 hW 83-60  
 2-12-00 aL 47-61  
 1-4-01 aW 56-41  
 3-3-01 hW 90-53  
 1-07-02 hW 60-46  
 2-21-02 aW 64-57  
 3-5-02 hL 63-66  
 1-30-03 aW 63-46  
 3-5-03 hW 49-38  
 1-15-04 aW 52-51  
 3-5-04 hW 60-41  
 1-29-05 hW 75-64  
 2-17-05 aW 60-40  
 1-5-06 hW 75-56  
 2-4-06 aL 63-66  
 3-6-06 hW 61-46  
 2-8-07 aL(OT) 64-73  
 3-7-07 nW 67-52  
 2-14-08 hW 71-59  
 2-7-09 hW 58-57  
 2-6-10 aW 61-49

### Southwestern

(7-0)

H: 4-0, A: 2-0, N: 1-0

1-30-82 nW 58-53  
 11-22-82 aW 67-56  
 12-6-82 hW 62-43  
 11-28-83 hW 100-46  
 2-2-84 aW 71-66  
 12-8-84 hW 84-54  
 1-25-86 hW 86-53

### Stephen F. Austin

(8-31)

H: 6-14, A: 2-16, N: 0-1

12-20-86 hW 76-67  
 1-9-88 aL 58-81  
 12-19-88 aL 59-66  
 1-30-92 hL 50-77  
 2-29-92 aL 54-78  
 1-7-93 hL 63-96  
 2-6-93 aL 60-76  
 1-14-94 hL 57-72  
 2-12-94 aL 49-77  
 1-14-95 hL 42-80  
 2-9-95 aL 50-89  
 1-4-96 aL 58-89  
 2-3-96 hL 63-102  
 1-18-97 hL 63-88  
 2-17-97 aL 63-64  
 1-8-98 hL 71-84  
 2-12-98 aL 69-83  
 3-5-98 hL 81-88  
 1-9-99 hL 54-68  
 18-00 aL 54-89  
 1-27-00 hL 47-82  
 12-9-00 hL 53-67  
 2-8-01 aL 49-58



3-8-01	nL	32-49
12-22-01	aL	44-58
1-26-02	hL	47-62
1-22-03	hW	64-50
2-27-03	aL	42-54
2-5-04	aL	59-64
3-1-05	hW	56-44
1-21-06	hW	66-48
2-23-06	aL	68-77
3-11-06	aL	48-56
2-3-07	aW	61-55
3-3-07	hW	59-44
2-9-08	hW	75-62
3-8-08	aL	54-57
3-7-09	aW	65-51
3-6-10	hL	61-77

**Tarleton State  
(2-0)**

**H: 1-0, A: 0-0, N: 1-0**

12-15-93	hW	65-51
12-17-94	nW	59-56

**TCU  
(0-2)**

**H: 0-0, A: 0-2, N: 0-0**

12-5-95	aL	58-78
11-16-08	aL	60-73

**Tennessee-Martin  
(1-0)**

**H: 0-0, A: 0-0, N: 1-0**

12-19-04	nW	75-59
----------	----	-------

**Texas  
(0-3)**

**H: 0-1, A: 0-2, N: 0-0**

2-8-83	hL	54-74
12-7-83	aL	45-90
11-13-09	aL	60-71

**Texas-Pan American  
(17-5)**

**H: 10-3, A: 7-2, N: 0-0**

11-29-82	hW	71-40
1-10-86	hW	75-36
1-28-86	hW	69-58
2-25-86	aL	48-64
1-21-87	aW	66-41
2-21-87	hW	72-36
2-24-90	hW	86-70
2-28-90	aW	80-58
1-30-91	aW	88-72
2-28-91	hW	70-51
11-30-92	aL	57-80
12-16-92	hW	57-61
12-9-92	hW	50-47
11-30-95	aW	67-60
12-9-96	hL	70-72
11-23-97	hW	53-39
1-27-97	aW	62-44
11-15-98	hW	69-46
12-2-98	aW	72-40
11-14-99	hL	71-77
11-24-00	hL	61-68
12-7-00	aW	57-48

**Texas A&M  
(4-9)**

**H: 2-4, A: 2-5, N: 0-0**

12-3-83	aW	67-57
1-21-82	hL	51-60
2-19-83	aL	48-53
11-29-84	aL	64-84

1-5-84	hL	66-70
1-8-85	aW	61-51
1-6-86	hW	57-54
12-4-88	hL	58-69
12-19-91	hL	69-84
12-11-92	hW	75-59
12-3-00	aL	48-78
12-1-01	aL	54-67
11-30-04	aL	48-74
3-22-08	nL	52-91

**Texas A&M-Commerce  
(2-0)**

**H: 1-0, A: 1-0, N: 0-0**

1-12-87	hW	93-48
1-7-88	aW	64-50

**Texas A&M-Corpus Christi  
(6-6)**

**H: 4-2, A: 2-4, N: 0-0**

11-25-02	hL	59-67
11-21-03	aL	48-57
11-19-04	hL	44-66
11-29-05	aL	44-56
1-27-07	aL	69-71
2-24-07	hW	61-43
2-2-08	hW	65-56
3-1-08	aW	60-47
1-24-09	hW	69-63
2-18-09	aW	72-54
1-23-10	aL	48-52
2-17-10	hW	58-37

**Texas A&M-Kingsville  
(7-1)**

**H: 4-1, A: 1-0, N: 2-0**

11-27-81	nW	82-69
1-30-82	nW	75-62
12-16-85	aW	71-38
1-17-87	hW	79-43
12-5-92	hW	73-46
12-11-93	hL	44-63
12-3-94	hW	60-53
11-25-95	hW	59-56

**Texas A&M International  
(1-0)**

**H: 1-0, A: 0-0, N: 0-0**

11-14-08	hW	85-53
----------	----	-------

**Texas Lutheran  
(4-1)**

**H: 3-0, A: 1-1, N: 0-0**

12-1-82	hW	80-62
12-19-82	aL	51-60
12-2-83	hW	92-57
1-19-83	aW	70-54
12-11-90	hW	88-54

**Texas Southern  
(11-3)**

**H: 9-1, A: 2-2, N: 0-0**

2-19-83	hL	73-80
12-1-85	hW	84-57
11-26-86	aW	69-68
1-4-86	hW	68-54
1-26-91	hW	80-68
2-7-91	aW	72-52
12-12-93	aL	62-78
12-17-93	hW	76-63
1-2-95	hW	62-52
12-20-96	hW	65-60
12-5-97	hW	91-30
12-16-98	hW	80-37

12-19-01	aL	39-47
11-23-04	aW	57-55
12-12-05	hW	41-33

**Texas State  
(25-29)**

**H: 13-15, A: 12-14, N: 0-0**

11-2-81	aW	89-69
12-10-82	hL	53-55
12-1-83	aW	69-66
1-3-84	hW	99-73
11-29-84	hW	66-59
1-24-85	aL	69-71(OT)
11-30-85	hW	72-58
2-11-86	aL	66-69
12-8-86	hW	77-66
2-16-87	aW	81-75
2-1-88	aL	62-84
3-1-88	hW	81-67
12-5-88	hL	64-78
2-27-89	aW	79-78
1-3-90	aL	64-66
2-1-90	hL	64-66
3-2-91	hL	58-73
1-25-92	aL	54-56
2-22-92	hL	45-61
1-16-93	hL	48-78
2-13-93	aL	43-96
1-8-94	hL	48-72
2-5-94	aL	43-78
1-21-95	hL	51-68
2-16-95	aL	44-72
1-27-96	hL	57-78
2-24-96	aL	52-67
1-25-97	hL	55-64
2-15-97	aL	50-57
1-29-98	aW	64-48
1-23-99	aL	49-59
2-27-99	hW	73-64
1-29-00	hW	66-65
3-4-00	aL	61-84
2-19-01	aW	73-50
1-27-01	hW	69-51
2-18-02	hW	56-46
2-2-02	aW	56-41
1-25-03	aW	67-56
2-22-03	hW	63-56
3-15-03	hL	56-68
1-21-04	hL	43-44
2-25-04	aW	71-46
2-12-05	hW	71-69
3-4-05	aL	58-61(OT)
2-18-06	hL	71-73(OT)
1-20-07	hL	64-76
2-17-07	aL	60-63
1-26-08	aW	81-68
2-23-08	hL	85-79
1-28-09	aW	56-52
3-4-09	hW	80-70
1-27-10	hW	70-59
3-3-10	aW	58-55

**Texas Tech  
(0-10)**

**H: 0-3, A: 0-7, N: 0-0**

2-15-83	aL	76-86
12-1-83	hL	64-72
12-13-86	aL	62-75
12-8-87	aL	50-67
12-17-88	aL	53-92
12-20-89	hL	65-82
11-22-97	hL	44-57
12-2-98	aL	39-93
11-14-03	aL	48-76



11-10-06 \_\_\_\_\_ aL \_\_\_\_\_ 58-66

**Texas Women's  
(2-0)**

**H: 1-0, A: 0-0, N: 1-0**

1-23-82 \_\_\_\_\_ hW \_\_\_\_\_ 71-51  
2-6-82 \_\_\_\_\_ nW \_\_\_\_\_ 56-40

**Tulane  
(2-1)**

**H: 0-0, A: 2-1, N: 0-0**

1-31-87 \_\_\_\_\_ aW \_\_\_\_\_ 69-66  
2-16-91 \_\_\_\_\_ aW \_\_\_\_\_ 98-93  
12-21-07 \_\_\_\_\_ aL \_\_\_\_\_ 76-42

**Tulsa  
(2-5)**

**H: 1-3, A: 1-2, N: 0-0**

12-30-96 \_\_\_\_\_ hL \_\_\_\_\_ 81-68  
11-21-98 \_\_\_\_\_ aW \_\_\_\_\_ 69-63  
11-22-04 \_\_\_\_\_ aL \_\_\_\_\_ 60-80  
11-22-05 \_\_\_\_\_ hL \_\_\_\_\_ 41-63  
11-25-06 \_\_\_\_\_ hL \_\_\_\_\_ 57-61  
12-1-07 \_\_\_\_\_ aL \_\_\_\_\_ 56-78  
1-5-09 \_\_\_\_\_ hW \_\_\_\_\_ 63-54

**UALR  
(2-2)**

**H: 2-0, A: 0-2, N: 0-0**

1-14-88 \_\_\_\_\_ hW \_\_\_\_\_ 76-71  
2-9-88 \_\_\_\_\_ aL \_\_\_\_\_ 69-75  
11-25-05 \_\_\_\_\_ hW \_\_\_\_\_ 52-44  
12-2-06 \_\_\_\_\_ aL \_\_\_\_\_ 48-65

**UC Irvine  
(1-1)**

**H: 1-0, A: 0-1, N: 0-0**

12-20-97 \_\_\_\_\_ hW \_\_\_\_\_ 54-48  
11-26-99 \_\_\_\_\_ aL \_\_\_\_\_ 44-92

**UMKC  
(1-3)**

**H: 1-1, A: 0-2, N: 0-0**

2-10-88 \_\_\_\_\_ aL \_\_\_\_\_ 62-79  
2-4-89 \_\_\_\_\_ hL \_\_\_\_\_ 57-61  
1-29-90 \_\_\_\_\_ hW \_\_\_\_\_ 54-47  
2-12-90 \_\_\_\_\_ aL \_\_\_\_\_ 48-69

**UNLV  
(1-3)**

**H: 0-1, A: 1-2, N: 0-0**

11-18-98 \_\_\_\_\_ hL \_\_\_\_\_ 65-60  
11-20-00 \_\_\_\_\_ aL \_\_\_\_\_ 41-57  
12-19-03 \_\_\_\_\_ aL \_\_\_\_\_ 44-76  
12-21-06 \_\_\_\_\_ aW \_\_\_\_\_ 70-62

**UT Arlington  
(23-27)**

**H: 15-9, A: 6-16, N: 2-2**

1-4-82 \_\_\_\_\_ hW \_\_\_\_\_ 56-55  
2-8-82 \_\_\_\_\_ aL \_\_\_\_\_ 50-75  
1-4-83 \_\_\_\_\_ hW \_\_\_\_\_ 56-30  
1-8-87 \_\_\_\_\_ hW \_\_\_\_\_ 67-43  
2-15-88 \_\_\_\_\_ aL \_\_\_\_\_ 67-75  
1-3-91 \_\_\_\_\_ hW \_\_\_\_\_ 83-69  
2-4-91 \_\_\_\_\_ aW \_\_\_\_\_ 69-63  
1-2-92 \_\_\_\_\_ aL \_\_\_\_\_ 71-76  
2-10-92 \_\_\_\_\_ aL \_\_\_\_\_ 71-76  
1-28-93 \_\_\_\_\_ hW \_\_\_\_\_ 70-63  
2-27-93 \_\_\_\_\_ aL \_\_\_\_\_ 44-53

1-27-94 \_\_\_\_\_ hL \_\_\_\_\_ 52-70  
2-26-94 \_\_\_\_\_ aL \_\_\_\_\_ 69-76  
2-13-95 \_\_\_\_\_ hW \_\_\_\_\_ 64-62  
3-2-95 \_\_\_\_\_ aL \_\_\_\_\_ 61-86  
2-19-96 \_\_\_\_\_ hL \_\_\_\_\_ 54-66  
2-29-96 \_\_\_\_\_ aL \_\_\_\_\_ 56-70  
1-21-97 \_\_\_\_\_ aL \_\_\_\_\_ 43-59  
2-22-97 \_\_\_\_\_ hW \_\_\_\_\_ 51-43  
3-5-97 \_\_\_\_\_ hL \_\_\_\_\_ 41-70  
1-10-98 \_\_\_\_\_ hL \_\_\_\_\_ 51-58  
2-14-98 \_\_\_\_\_ aW \_\_\_\_\_ 74-63  
1-7-99 \_\_\_\_\_ hL \_\_\_\_\_ 47-61  
2-25-99 \_\_\_\_\_ aL \_\_\_\_\_ 52-53  
12-30-99 \_\_\_\_\_ aL \_\_\_\_\_ 47-54  
2-3-00 \_\_\_\_\_ hL \_\_\_\_\_ 42-60  
2-17-00 \_\_\_\_\_ hW \_\_\_\_\_ 66-49  
2-10-01 \_\_\_\_\_ aW \_\_\_\_\_ 64-42  
12-20-01 \_\_\_\_\_ aW \_\_\_\_\_ 43-41  
1-28-02 \_\_\_\_\_ hW \_\_\_\_\_ 51-48  
12-3-02 \_\_\_\_\_ aL \_\_\_\_\_ 47-56  
3-1-03 \_\_\_\_\_ hW \_\_\_\_\_ 55-39  
1-10-04 \_\_\_\_\_ aL \_\_\_\_\_ 47-55  
2-18-04 \_\_\_\_\_ hW \_\_\_\_\_ 55-43  
2-10-05 \_\_\_\_\_ aL \_\_\_\_\_ 43-57  
2-26-05 \_\_\_\_\_ hW \_\_\_\_\_ 48-46  
2-16-06 \_\_\_\_\_ hW \_\_\_\_\_ 68-67(2OT)  
3-8-06 \_\_\_\_\_ aW \_\_\_\_\_ 76-75(3OT)  
1-23-07 \_\_\_\_\_ aL \_\_\_\_\_ 38-67  
2-15-07 \_\_\_\_\_ hL \_\_\_\_\_ 52-68  
3-9-07 \_\_\_\_\_ nL \_\_\_\_\_ 52-70  
1-24-08 \_\_\_\_\_ hW \_\_\_\_\_ 73-56  
2-21-08 \_\_\_\_\_ aW \_\_\_\_\_ 73-46  
3-14-08 \_\_\_\_\_ nW \_\_\_\_\_ 77-67  
1-17-09 \_\_\_\_\_ aL \_\_\_\_\_ 59-76  
2-14-09 \_\_\_\_\_ hL \_\_\_\_\_ 60-69  
3-14-09 \_\_\_\_\_ nW \_\_\_\_\_ 74-63  
1-16-10 \_\_\_\_\_ hW \_\_\_\_\_ 69-51  
2-13-10 \_\_\_\_\_ aL \_\_\_\_\_ 71-78  
3-9-10 \_\_\_\_\_ nL \_\_\_\_\_ 63-68

**UTEP  
(16-7)**

**H: 9-2, A: 6-5 N: 1-0**

11-28-81 \_\_\_\_\_ nW \_\_\_\_\_ 72-62  
2-11-84 \_\_\_\_\_ hW \_\_\_\_\_ 92-79  
3-3-84 \_\_\_\_\_ aW \_\_\_\_\_ 72-68  
2-9-85 \_\_\_\_\_ aW \_\_\_\_\_ 79-69  
3-2-85 \_\_\_\_\_ hW \_\_\_\_\_ 78-52  
2-8-86 \_\_\_\_\_ aW \_\_\_\_\_ 65-58  
3-1-86 \_\_\_\_\_ hW \_\_\_\_\_ 99-65  
2-5-87 \_\_\_\_\_ hW \_\_\_\_\_ 72-53  
2-28-87 \_\_\_\_\_ aW \_\_\_\_\_ 58-52  
2-6-88 \_\_\_\_\_ hW \_\_\_\_\_ 76-55  
2-21-88 \_\_\_\_\_ aW \_\_\_\_\_ 59-58  
1-6-89 \_\_\_\_\_ aL \_\_\_\_\_ 63-76  
2-8-89 \_\_\_\_\_ hW \_\_\_\_\_ 64-60  
1-8-90 \_\_\_\_\_ aL \_\_\_\_\_ 64-66  
2-17-90 \_\_\_\_\_ hL \_\_\_\_\_ 64-69  
12-4-90 \_\_\_\_\_ aL \_\_\_\_\_ 76-78  
2-12-91 \_\_\_\_\_ hW \_\_\_\_\_ 86-61  
12-17-92 \_\_\_\_\_ aL \_\_\_\_\_ 47-75  
1-11-93 \_\_\_\_\_ hL \_\_\_\_\_ 32-54  
11-24-00 \_\_\_\_\_ hW \_\_\_\_\_ 58-54  
11-28-03 \_\_\_\_\_ hW \_\_\_\_\_ 52-49  
12-4-04 \_\_\_\_\_ aW \_\_\_\_\_ 54-50  
11-17-06 \_\_\_\_\_ aL \_\_\_\_\_ 47-80

**Virginia Tech  
(0-1)**

**H: 0-0, A: 0-0, N: 0-1**

12-20-07 \_\_\_\_\_ nL \_\_\_\_\_ 59-84

**Wayland Baptist  
(1-0)**

**H: 0-0, A: 0-1, N: 0-0**

11-30-91 \_\_\_\_\_ hL \_\_\_\_\_ 64-73

**Weber State  
(1-0)**

**H: 1-0, A: 0-0, N: 0-0**

11-23-07 \_\_\_\_\_ hW \_\_\_\_\_ 73-45

**West Texas A&M  
(2-6)**

**H: 2-1, A: 0-3, N: 0-2**

1-29-82 \_\_\_\_\_ nL \_\_\_\_\_ 61-67  
2-4-84 \_\_\_\_\_ hW \_\_\_\_\_ 72-69  
2-18-84 \_\_\_\_\_ aL \_\_\_\_\_ 54-69  
2-2-85 \_\_\_\_\_ aL \_\_\_\_\_ 67-83  
2-16-85 \_\_\_\_\_ hW \_\_\_\_\_ 73-54  
3-9-85 \_\_\_\_\_ nL \_\_\_\_\_ 64-79  
2-1-86 \_\_\_\_\_ aL \_\_\_\_\_ 43-85  
2-15-86 \_\_\_\_\_ hL \_\_\_\_\_ 56-59

**West Virginia  
(1-0)**

**H: 0-0, A: 0-0, N: 0-0**

11-18-05 \_\_\_\_\_ nW \_\_\_\_\_ 57-54

**Wichita State  
(0-2)**

**H: 0-1, A: 0-2, N: 0-0**

12-2-02 \_\_\_\_\_ aL \_\_\_\_\_ 46-69  
11-30-03 \_\_\_\_\_ hL \_\_\_\_\_ 54-63  
11-21-09 \_\_\_\_\_ aL \_\_\_\_\_ 51-54

**Wisconsin-Green Bay  
(1-0)**

**H: 0-0, A: 1-0, N: 0-0**

1-24-88 \_\_\_\_\_ aW \_\_\_\_\_ 62-57

**Wyoming  
(0-2)**

**H: 0-0, A: 0-0, N: 0-0**

1-12-89 \_\_\_\_\_ aL \_\_\_\_\_ 67-70  
1-13-90 \_\_\_\_\_ hL \_\_\_\_\_ 59-68



## All-Time Letterwinners

Player	Pts	Rebs	Gms	Yrs
Aalbers, Kristel	46	27	18	1997-98
Aguirre, Denise	60	40	22	1982-86
Alexander, Dawn	11	9	18	1994-95
Allbright, Karen	2	3	6	1989-90
Alkek, Amy	493	195	53	1986-88
Altwein, Stephanie	45	46	36	1989-91
Anderson, Onika	800	579	59	2007-09
<b>Ansley, Kelsey</b>	<b>89</b>	<b>69</b>	<b>23</b>	<b>2009-P</b>
Archambault, Annie	421	329	74	1991-94

Baldwin, Lora	6	8	4	2001-02
Bartlesmeyer, Amy	131	77	26	1995-96
Baurels, Trisha	0	5	10	1996-97
Blau, Lacy	14	13	14	2004-05
Beene, Tiffany	30	17	24	1987-88
Bloom, Delores	8	2	3	2005-06
Bogan, Tia	299	150	60	2004-08
Boldt, Tisha	1,391	675	111	1986-91
Boyland, Melissa	78	55	22	1988-89
Brock, Sarah	171	126	45	1999-01
Brockman, Carmen	525	392	79	1989-92
Brown, Destiny	28	99	65	2005-06
Brown, Kalinda	4	8	10	1990-91
Burks, Regan	28	36	25	2006-08

Camacho, Tina	535	221	89	1981-86
Cannon, Alice	307	209	51	1983-85
Carlucci, Michelle	136	58	47	1992-94
Charlier, Nanette	52	90	31	1983-86
Churman, Renda	738	375	108	1997-01
Coleman, Tiffany	11	4	13	2002-03
Collins, Tijwana	196	209	57	2002-04
<b>Cooper, Cori</b>	<b>39</b>	<b>22</b>	<b>14</b>	<b>2008-P</b>
Costanza, Lynn	79	41	16	1985-86
Cottom, Valencia	52	91	45	2008-10
Coulter, Jody	21	10	9	1994-95
Crafts, Krystal	17	12	14	1992-93
Craddock, Latonia	72	27	15	1999-00
Culpepper, Donna	86	72	24	1988-89

Dancy, Kisha	472	194	51	1994-96
Daniel, Ginger	81	44	22	1993-94
<b>Davis, Alysse</b>	<b>156</b>	<b>89</b>	<b>26</b>	<b>2008-P</b>
Davis, Terrie	1,052	387	118	2004-08
DeMarte, Chelsea	94	61	29	2000-01
Dewey, Carla	4	2	4	1995-96
Dorsey, Katrina	197	141	74	1999-02
Dube, Becky	37	16	11	1982-83
Duncan, Kim	402	239	55	1983-85
Dunmyer, Brooke	40	29	21	1994-95
Dunson, Nicole	476	112	54	2004-06

Eitner, Stacey	8	7	8	1982-83
Elsasser, Erin	131	87	26	1995-96
Emory, Mantha	434	334	52	1993-95
Evenello, Suzette	65	51	24	1986-88
Ewalefo, Vivian	846	454	60	2005-07

Ferguson, Lisa	96	126	27	1989-90
Fitzgerald, Kate	353	260	51	2000-02
Follis, Amber	204	121	52	1996-99
<b>Forcier, Corrie</b>	<b>13</b>	<b>7</b>	<b>7</b>	<b>2009-P</b>
Foestier, Denise	517	205	38	1990-92
Foster, Amanda	268	140	33	2007-08
Foster, Niki	437	218	56	2000-02
Fox, Farren	29	104	46	2005-06
<b>Franklin, Ashleigh</b>	<b>358</b>	<b>268</b>	<b>30</b>	<b>2009-P</b>
Freeman, Lynsey	30	211	96	2006-07
Frisce, Katherine	2	5	3	1990-91
Fritz, Denise	251	322	54	1983-85

Garcia, Andrea	74	29	65	2005-09
Garcia, Genny	78	38	18	1999-01
Garza, Alma	2	7	3	1991-92
Gaskin, Karen	762	307	54	1988-90
Geppert, Kirsten	56	72	20	1998-99
Gibbs, Monica	1,460	990	123	2005-09
Gray, Robyn	12	10	20	1994-95
Greer, Lyndsey	338	187	102	2001-05
<b>Gregg, Amber</b>	<b>746</b>	<b>180</b>	<b>89</b>	<b>2007-P</b>
Gregg, Jenn	77	24	15	1981-82
Griffin, Vernitta	17	31	15	1986-87
Groves, Debbye	877	550	101	1984-88
Guerra, Jessica	6	5	15	1992-93

Haglund, Melissa	60	78	28	1987-88
Hall, Rikki	2	4	7	2001-02
Harsh, Kristen	1	4	6	1996-97
Hausenfluke, Melinda	678	326	108	1990-94
Hegeudus, Kristina	10	6	12	1995-96
Hendrix, Nikki	1,122	435	78	2001-04
Hoffman, Rhonda	661	225	102	1983-87
Holliday, Dewella	589	290	55	2002-04
Hollins, Ruby	0	1	2	1983-84
Holt, Marsha	155	171	36	1981-83
Howard, Joyce	349	188	53	1996-98
Hurd, Shadana	11	5	12	2000-01

Jackson, Tanisha	246	182	28	2002-03
Johnson, Breezy	205	139	37	1995-97
Johnson, Danielle	115	61	19	1999-00
<b>Johnson, Kameisha</b>	<b>143</b>	<b>73</b>	<b>26</b>	<b>2009-P</b>
Jones, Donelle	176	166	26	1998-99
<b>Jones, Judy</b>	<b>298</b>	<b>190</b>	<b>28</b>	<b>2009-P</b>
Jones, Stephanie	184	64	55	1992-94

Kendrick, Sarah	32	6	17	2000-01
King, Ankara	422	316	46	1992-94
King, Deanna	103	41	33	1987-89
King, Denise	19	20	6	1990-91
King, Keisha	6	7	7	1999-00
Knighton, Maggie	4	9	9	1997-98
Kroen, Karen	341	118	87	1983-87

Laing, Courtney	200	119	52	2006-08
Layton, Beth	87	24	26	2002-03
Lewis, Sharon	26	17	18	1987-88
Lloyd, Kelly	25	36	22	1989-90
Luke, Joyce	164	104	75	1992-95
Lum, Allison	235	206	52	1985-87

Maddox, Jacque	52	50	29	2000-03
<b>Malone, Jermini</b>	<b>92</b>	<b>24</b>	<b>24</b>	<b>2009-P</b>
Martin, Cierra	97	99	52	2008-10
Martin, Michelle	1,189	590	103	1989-93
Martinovich, Margaret	1,480	778	108	1981-85
Matthews, Portia	279	226	30	1990-91
Maxwell, Kim	1,081	333	81	1981-84
McCroly, Marlees	73	47	30	1999-01
McKay, Kara	40	47	28	2005-08
McReynolds, Linda	329	149	53	1981-83
Mingee, Lacy	898	453	113	2001-06

Nance, Laura	5	6	3	1991-92
Nelson, Sherika	184	50	24	1995-97
Nickel, Shelly	4	1	3	1996-97
Northern, Latifa	717	381	109	1998-02
Nwanguma, Shantel	46	74	31	2008-10

Owens, Carol	81	57	17	1987-88
Oliveira, Ana	199	107	101	2003-07

Park, Nichelle	38	37	25	2005-06
Parks, Richelle	388	224	28	2004-05
Pavell, Cindy	415	271	27	1981-82
Pawlaczyk, Ryba	403	322	60	2007-09
Pepper, Tracey	299	135	52	1993-95
Prior, Victoria	11	13	10	2004-05
Prose, Amber	325	191	54	2000-02

Rampley, Julie	513	335	58	2000-03
Ramsey, Derrilene	106	96	27	1988-89
Ransom, Nicole	397	120	48	1988-90
Ray, Tanya	106	83	22	1994-95
Reed, Kim	375	205	86	2001-05
Rhodes, Stesha	121	86	26	1998-99
Rhyner, Wendy	12	4	3	1989-90
Riedel, Robin	2	7	4	1992-93
Risien, J.J.	73	43	24	2003-05
Roberson, Soonja	455	299	77	1995-98
Roberts, Tameka	47	48	12	1997-98
Robbins, Sherelia	31	20	21	1991-92
Rogers, Tammy	1,340	513	96	1987-91
Romagosa, Amy	97	51	26	1994-95
Ross, Philicia	578	226	95	1990-94
Rossi, Zeena	0	0	1	1988-89

Salinas, Annie	0	0	1	2001-02
Sandefur, Katie	782	473	116	2002-06
Schaffer, Stephanie	206	119	53	1995-97
Schmitt, Cheryl	2	3	2	1981-82
Schlosser, Rachel	6	40	10	2008-09
Seale, Shelley	335	145	54	1981-83
Siler, Marci	30	26	19	1999-00
Singleton, Angel	1,557	730	105	1993-98
Smith, Erica	193	123	53	1988-90
Smith, Lisa	215	280	47	1995-97
Smith, Rosie	879	239	54	1997-99
Smith, Sonya	414	289	49	1985-87
Smith, Tamara	197	146	31	1994-96
Spencer, Sabirah	182	65	23	1997-99
Stark, Jordan	497	214	53	2007-09
Stimson, Sara	17	7	17	1990-91
Stone, Theresa	87	41	24	1983-84
Swoboda, Summer	365	241	55	1996-98
Swords, Stephanie	44	33	53	2003-05

Thomas, Kristen	15	34	19	1984-86
Thompson, Felicia	55	18	19	1981-85
Tilghman, Tammie	108	86	9	1988-89
Tucker, Katina	64	52	25	1993-94

Van Auken, Celeste	58	32	28	1984-87
Vanderbilt, Jene	501	273	97	1998-02
Vaughn, Candice	47	28	23	1997-98
Vogts, Karen	62	72	17	1982-83

Walker, Chekesha	6	2	4	1999-00
Watkins, Latoyia	8	9	15	1996-97
Watson, D'Ann	143	134	27	1991-92
Wells, Valerie	828	401	54	1982-84
Westfall, Toni	84	48	25	1996-97
Williams, LaQuitta	0	0	6	1992-93
Williams, Starlite	1,607	636	97	1983-87
Williams, Tiffany	627	544	102	1990-94
Wilson, Keelah	538	342	53	1998-00
Wilson, Sharon	1,172	411	102	1985-89
<b>Wright, Whitney</b>	<b>133</b>	<b>79</b>	<b>28</b>	<b>2009-P</b>

Yarborough, Lynette	1	0	1	1985-86
<b>York, Whitney</b>	<b>798</b>	<b>221</b>	<b>70</b>	<b>2007-P</b>
Ziegler, Holly	126	65	64	2001-05





1 • Judy Jones  
5-9 • G/F • So.  
Monroe, La.



3 • Jermini Malone  
5-2 • G • So.  
Saline, La.



10 • Amber Gregg  
5-6 • G • Sr.  
Austin, Texas



12 • Kameisha Johnson  
6-0 • G • Sr.  
Arlington, Texas



21 • Kelsey Ansley  
6-1 • F • Sr.  
Marble Falls, Texas



22 • Ashley Gardner  
6-0 • G/F • Jr.  
North Little Rock, Ark.



23 • Whitney York  
5-5 • G • Jr.  
Bryan, Texas



24 • Alysse Davis  
6-1 • G • Sr.  
Corpus Christi, Texas



30 • Ijeoma Waturuocha  
5-9 • G/F • Jr.  
Houston, Texas



32 • Whitney Wright  
6-3 • C • So.  
Springer, Okla.



34 • Lyndi Thorman  
6-3 • F • So.  
Macomb, Ill.



40 • Ashleigh Franklin  
5-6 • F • Sr.  
Dallas, Texas



42 • Corrie Forcier  
6-5 • C • So.  
Richardson, Texas



55 • Cori Cooper  
6-1 • F • So.  
Copperas Cove, Texas



Rae Rippetoe-Blair  
Head Coach



Lubomyr Lichonczak  
Associate Head Coach



Tai Dillard  
Assistant Coach



Koty Cowgill  
Assistant Coach



KC Cowgill  
Director of Operations

# 2010-11 UTSA Roadrunners Schedule

DAY	DATE	OPPONENT	LOCATION	TIME
Fri.	Nov. 12	Our Lady of the Lake	San Antonio, Texas	6 p.m.
Sun.	Nov. 14	Huston-Tillotson	San Antonio, Texas	2 p.m.
Fri.	Nov. 19	TCU	San Antonio, Texas	7 p.m.^
Sun.	Nov. 21	SMU	San Antonio, Texas	2 p.m.
Fri.	Nov. 26	Davidson vs. North Texas \$	San Antonio, Texas	5 p.m.
Fri.	Nov. 26	Tulsa \$	San Antonio, Texas	7 p.m.^
Sat.	Nov. 27	North Texas vs. Tulsa \$	San Antonio, Texas	3 p.m.
Sat.	Nov. 27	Davidson \$	San Antonio, Texas	5 p.m.^
Wed.	Dec. 1	at Texas Tech	Lubbock, Texas	7 p.m.
Tue.	Dec. 7	at Houston	Houston, Texas	7 p.m.
Thu.	Dec. 16	at LSU	Baton Rouge, La.	12 p.m.
Mon.	Dec. 20	Middle Tennessee vs. St. Bonaventure %	San Antonio, Texas	4 p.m.
Mon.	Dec. 20	Kansas State %	San Antonio, Texas	6 p.m.^
Tue.	Dec. 21	Middle Tennessee vs. Kansas State %	San Antonio, Texas	5 p.m.
Tue.	Dec. 21	St. Bonaventure %	San Antonio, Texas	7 p.m.^
Tue.	Dec. 28	at San Diego State ~	San Diego, Calif.	7 p.m.
Thu.	Dec. 30	vs. Drexel or Texas A&M ~	San Diego, Calif.	TBA
Sat.	Jan. 8	at Sam Houston State *	Huntsville, Texas	2 p.m.
Wed.	Jan. 12	Texas A&M-Corpus Christi *	San Antonio, Texas	7 p.m.
Sat.	Jan. 15	at Stephen F. Austin *	Nacogdoches, Texas	6 p.m.
Wed.	Jan. 19	Northwestern State *	San Antonio, Texas	7 p.m.
Sat.	Jan. 22	at Texas State *	San Marcos, Texas	4 p.m.
Sat.	Jan. 29	Sam Houston State *	San Antonio, Texas	2 p.m.
Wed.	Feb. 2	at UT Arlington *	Arlington, Texas	7 p.m.
Sat.	Feb. 5	at Lamar *	Beaumont, Texas	2 p.m.
Wed.	Feb. 9	Southeastern Louisiana *	San Antonio, Texas	7 p.m.
Sat.	Feb. 12	Stephen F. Austin *	San Antonio, Texas	2 p.m.
Wed.	Feb. 16	at McNeese State *	Lake Charles, La.	7 p.m.
Sat.	Feb. 19	Nicholls *	San Antonio, Texas	2 p.m.
Wed.	Feb. 23	at Texas A&M-Corpus Christi *	Corpus Christi, Texas	7 p.m.
Sat.	Feb. 26	Texas State *	San Antonio, Texas	4 p.m.
Wed.	March 2	at Central Arkansas *	Conway, Ark.	7 p.m.
Sat.	March 5	UT Arlington *	San Antonio, Texas	4 p.m.
Tue.-Sat.	March 8-11	Southland Conference Tournament	Katy, Texas	TBA

All times Central and subject to change • Home games in orange played at UTSA Convocation Center  
 ^ Will tip 30 minutes following conclusion of preceding game  
 \$ UTSA Thanksgiving Classic • % UTSA Holiday Classic  
 ~ Surf 'N Slam at San Diego State • \* Southland Conference game



Front Row (L to R): Ijeoma Waturuocha, Whitney York, Assistant Coach Koty Cowgill, Assistant Coach Tai Dillard, Head Coach Rae Rippetoe-Blair, Assistant Coach Lubomyr Lichonczak, Director of Operations KC Cowgill, Amber Gregg, Jermini Malone.  
 Back Row (L to R): Student Manager Will Grove, Student Manager Bryan Logan, Athletic Trainer Brenna Ellis, Judy Jones, Cori Cooper, Alysse Davis, Lyndi Thorman, Corrie Forcier, Whitney Wright, Kelsey Ansley, Kameisha Johnson, Ashley Gardner, Ashleigh Franklin, Student Manager Marquesha Moore, Student Manager Tito Carillo.