



***2010-11 UTSA Roadrunners
Women's Basketball Almanac***

Table of Contents

Season Outlook

Season Outlook	2-4
Preseason Honors	4
Roster	5
Schedule	6
Media Information	7
goUTSA.com	8

Meet The Roadrunners

Amber Gregg	10-11
Kameisha Johnson	12-13
Kelsey Ansley	14-15
Alysse Davis	16-17
Ashleigh Franklin	18-19
Whitney York	20-21
Judy Jones	22-23
Jermine Malone	24-25
Whitney Wright	26-27
Corrie Forcier	28-29
Cori Cooper	30-31
Ashley Garder	32
Ijeoma Waturuocha	32
Lyndi Thorman	32

Meet The Staff

Rae Rippetoe-Blair	34-36
Lubomyr Lichonczak	37
Tai Dillard	38
Koty Cowgill	39
KC Cowgill	40
Support Staff	40
Dr. Ricardo Romo	41
Lynn Hickey	42

Opponents

Opponents	44-47
Southland Conference Tournament	48-49
Southland Conference	50

Season Review

2009-10 Results	52
Final Stats	53
Team/Individual Highs	54
Box Scores	54-59
Southland Conference Review	60

History/Records

Individual Records	62
Team Records	63-64
1,000-Point Club	65
Top 25 Scorers	66
Scoring Records	67
500-Rebound Club	68
Miscellaneous Records	69-71
Career Top 10	72-73
Honor Roll	74
Opponent Records	75
Annual Leaders	76-77
Coaches Year-by-Year	78-83
All-Time Series Results	84-89
All-Time Letterwinners	90

General Information

Location	San Antonio, Texas
Enrollment	30,395 (25,893 undergrads)
Founded	1969
Nickname	Roadrunners
Colors	Navy blue (289), orange (1665) and white
Home Court	Convocation Center
Capacity	4,080
Conference	Southland (West)
Affiliation	NCAA Division I
Athletic Director	Lynn Hickey
Alma Mater	Ouachita Baptist/1973
President	Dr. Ricardo Romo
Alma Mater	Texas/1967
Athletic Department Phone	210-458-4161
Ticket Office Phone	210-458-UTSA
Internet Address	goUTSA.com

Team Information

Head Coach	Rae Rippetoe-Blair
Alma Mater	Oklahoma State/1985
Career Record	283-162/15th season
School Record	176-118/11th season
Associate Head Coach	Lubomyr Lichonczak
Alma Mater	Idaho/1978
Assistant Coach	Tai Dillard
Alma Mater	Texas/2003
Assistant Coach	Koty Cowgill
Alma Mater	Briar Cliff/2004
Director of Basketball Operations	KC Cowgill
Basketball Office Phone	210-458-4171
Basketball Office Fax	210-458-4180
First Year of Basketball	1981-82
Overall All-Time Record	419-386
Overall SLC All-Time Record	157-155
Last NCAA Appearance	2009 (L, 87-82, to Baylor)

CREDITS

The 2010-11 Women's Basketball Almanac was designed, written and edited by Assistant Athletics Communications Director Jordan Korphage. Assistance provided by Athletics Communications Director Kyle Stephens, Associate Director Brian Hernandez and Student Assistant Arielle Andres.

Photography

Patrick Dunn, Jeff Huehn and Mark McClendon.



Season Outlook



Season Outlook

A year removed from celebrating back-to-back Southland Conference Tournament titles, head coach Rae Rippetoe-Blair has the UTSA women's basketball program ready to make a run at a third NCAA Tournament appearance in the last four seasons.

Picked by head coaches and sports information directors to win the conference's west division, the Roadrunners return 10 letterwinners from their 2009-10 squad that finished the season with a 16-14 overall record, including a 10-6 Southland mark. Experience will not be an issue for UTSA this season, as the team's returners have a collective 18 years of Division I competition under their belts.

"I'm very excited about this team," Rippetoe-Blair said. "I think there is so much depth on this roster, which is something we haven't had in a long time. The fact that we don't have to play people for 40 minutes is exciting."

Blair's returnees include seniors Kelsey Ansley, Alysse Davis, Ashleigh Franklin, Amber Gregg and Kameisha Johnson, junior Whitney York and sophomores Cori Cooper, Corrie Forcier, Judy

Jones, Jermini Malone and Whitney Wright.

Blair will also welcome three newcomers to the Alamo City in juniors Ashley Gardner and Ijeoma Waturuocha and sophomore Lyndi Thorman.

The Frontcourt

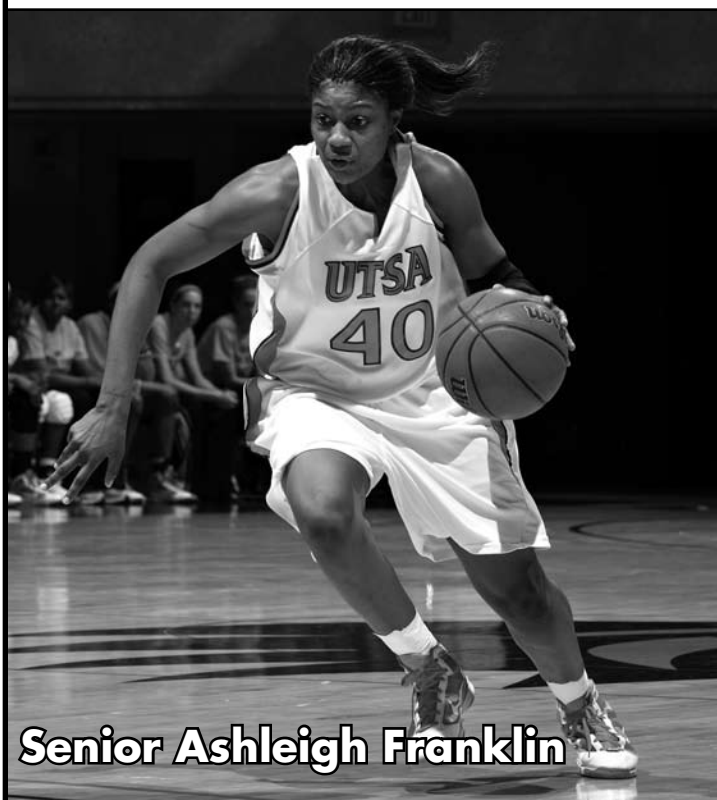
Height and athleticism will not be in short order for UTSA this season, as the team features eight players who stand 6-0 or taller, including Forcier, who towers at 6-5. Despite being the squad's shortest post player at just 5-6, Franklin, a pre-season All-Southland second teamer, will look to repeat as the team's leading rebounder from a year ago. Last season, the Conners State transfer helped fill the void left by Onika Anderson by nearly averaging a double-double with 11.9 points and 8.9 boards per game.

"Ashleigh Franklin has come back in tremendous shape," Rippetoe-Blair said. "She's got that desire and determination with her rebounding and shooting and she's doing a great job for us."

Jones, the team's second leading rebounder from last season, joins Franklin as a preseason second-team All-Southland member. The Monroe, La., native was the team's third-leading rebounder at 10.6 per contest, while her scoring jumped from 10.6 to 12.8 points per game in conference action.

The second-tallest player on the team, Wright will look to build upon a freshman campaign that saw her appear in 28 games off the bench and contribute defensively with 11 blocks and 17 steals a year ago. The Springer, Okla., native also showed the ability to stretch the defense with her 3-point shooting, hitting eight treys in 2009-10.

Ansley and Forcier will provide depth for UTSA, along with Cooper, who redshirted last season after appearing in 14 games as a freshman. Look for Gardner to add to that depth and help stretch the defense with her 3-point shooting. Last season at Arkansas Baptist, she led the team in 3-point field goal percentage at a 45.1-percent clip.



Senior Ashleigh Franklin



Junior Whitney York

"I think we will have more of an emphasis on our post game this season," Rippetoe-Blair said. "Cori Cooper and is playing really well right now and she can score down low along with Corrie Forcier who is a big body that can go up and score."

After transferring from Western Illinois last winter, Thorman will be eligible at the conclusion of the fall semester.

"All of our posts are going to contribute," Rippetoe-Blair said. "When you have that balance it makes you a very solid team."

The Backcourt

If an experienced backcourt wins championships, then the Roadrunners should be feeling good about the stable of returners at the guard spots in 2010-11.

The group is led by York, a preseason first-team All-Southland pick, and Gregg.

York led the team in scoring a season ago, averaging 15.0 points per game and was named second-team all-conference at season's end after averaging 16.2 points in league play.

A vocal team leader, Gregg has already made her mark in the UTSA history books, entering the season second on the all-time 3-point field goals made list with 110 for her career. The Austin native also is looking to become the first player in school history to play in three NCAA Tournaments during her career.

Davis returns to action this season after sitting out all of 2009-10 with an injury, while Johnson, a fellow senior, was the fifth-leading scorer last season and a constant matchup problem for opponents with her 6-0 frame as a two-guard.

"Alysse and Kameisha are shooting the ball extremely well," Rippetoe-Blair said. "I look for both to take over in a leadership role and a big scoring role for us."

Malone was a solid contributor off the bench and stepped into the starting role twice last season, including a career-best 16-point output that led UTSA to a win over I-35 rival Texas State in her first career start.

The group will be joined by Waturuocha, a newcomer from Westbury Christian High in Houston.

"I think we have a great one-two combo in the backcourt with Amber Gregg and Whitney York," Rippetoe-Blair said. "Our versatility with what we can do in the backcourt really helps as well. We've got some 6-3 girls like Whitney Wright and Lyndi Thorman that can step out and shoot the ball along with scoring on the block."

The Schedule

The road to the Big Dance will not be an easy one for the Roadrunners, who will face a total of 12 teams that participated in postseason play a year ago.

"This is the toughest schedule we've had in my time here," Rippetoe-Blair said. "I believe you have to play a tough regular season schedule to prepare for the conference season and tournament. Our players are excited and focused on working hard to prepare for this schedule, which

is very exciting to see as a coach."

Games at LSU and San Diego State, along with a possible neutral site matchup against Texas A&M, highlight the schedule. The Roadrunners also will face TCU, SMU and Kansas State in the friendly confines of the Convocation Center.

The tough non-conference schedule should help ready the squad for its run through the 16-game Southland ledger and the league tournament, which will be played at the Merrell Center in Katy from March 8-11.

2010-11 Southland Conference Women's Basketball Preseason Teams

First Team

Name	Cl.	Pos.	School	Hometown
Jenna Plumley	Sr.	G	Lamar	Red Rock, Okla.
Jade Davis	Sr.	G	Texas A&M-Corpus Christi	West Columbia, Texas
Ricshanda Bickham	Sr.	G	Nicholls	New Orleans, La.
Whitney York	Jr.	G	UTSA	Bryan, Texas
Megan Herbert	So.	F	Central Arkansas	Rogers, Ark.

Second Team

Name	Cl.	Pos.	School	Hometown
Tammara Marion	Jr.	G	Stephen F. Austin	Houston, Texas
Kalis Loyd	So.	G	Lamar	Malmo, Sweden
Judy Jones	So.	G/F	UTSA	Monroe, La.
Ashleigh Franklin	Sr.	F	UTSA	Dallas, Texas
Shalyn Martin	Sr.	F	UT Arlington	Arlington, Texas

2010-11 Southland Conference Women's Basketball Preseason Polls

Head Coaches (first-place votes)

East Division

Lamar (10)	60
Central Arkansas (2)	52
Northwestern State	35
Southeastern Louisiana	29
McNeese State	26
Nicholls	14

West Division

UTSA (4)	53
Texas A&M-Corpus Christi (4)	47
Stephen F. Austin (3)	42
UT Arlington (1)	39
Texas State	19
Sam Houston State	16

SIDs (first-place votes)

East Division

Lamar (8)	58
Central Arkansas (4)	54
Northwestern State	38
Southeastern Louisiana	28
McNeese State	27
Nicholls	11

West Division

UTSA (5)	52
Texas A&M-Corpus Christi (5)	46
Stephen F. Austin (2)	43
UT Arlington	39
Sam Houston State	20
Texas State	16



Numerical Roster

No.	Name	Pos.	Ht.	Yr.-Exp.	Hometown/Last School
1	Judy Jones	G/F	5-9	So.-1L	Monroe, La./Wossman HS
3	Jermine Malone	G	5-2	So.-1L	Saline, La./Saline HS
10	Amber Gregg	G	5-6	Sr.-3L	Austin, Texas/McNeil HS
12	Kameisha Johnson	G	6-0	Sr.-1L	Arlington, Texas/Connors State (Okla.) JC
21	Kelsey Ansley	F	6-1	Sr.-1L	Marble Falls, Texas/New Mexico
22	Ashley Gardner	G/F	6-0	Jr.-TR	North Little Rock, Ark./Arkansas Baptist
23	Whitney York	G	5-5	Jr.-2L	Bryan, Texas/Bryan HS
24	Alysse Davis	G	6-1	Sr.-1L	Corpus Christi, Texas/Memphis
30	Ijeoma Waturuocha	G/F	5-9	Jr.-HS	Houston, Texas/Westbury Christian
32	Whitney Wright	C	6-3	So.-1L	Springer, Okla./Healdton HS
34	Lyndi Thorman	F	6-3	So.-TR	Macomb, Ill./Western Illinois
40	Ashleigh Franklin	F	5-6	Sr.-1L	Dallas, Texas/Connors State (Okla.) JC
42	Corrie Forcier	C	6-5	So.-1L	Richardson, Texas/Pearce HS
55	Cori Cooper	F	6-1	So.-1L	Copperas Cove, Texas /Copperas Cove HS

Head Coach: Rae Rippetoe-Blair/11th season

Associate Head Coach: Lubomyr Lichonczak/ninth season

Assistant Coach: Tai Dillard/fourth season

Assistant Coach: Koty Cowgill/third season

Director of Basketball Operations: KC Cowgill/second season

Alphabetical Roster

Name	No.
Kelsey Ansley	21
Cori Cooper	55
Alysse Davis	24
Corrie Forcier	42
Ashleigh Franklin	40
Ashely Gardner	22
Amber Gregg	10
Kameisha Johnson	12
Judy Jones	1
Jermine Malone	3
Lyndi Thorman	34
Ijeoma Waturuocha	30
Whitney Wright	32
Whitney York	23

Pronunciation Guide

Jermine _____ Germany
 Alysse _____ uh-LEASE
 Ijeoma Waturuocha _____ EE-ja-ma Water-o-cha
 Forcier _____ For-SEE-a
 Lubomyr Lichonczak _____ LU-ba-meer li-KON-zick

We are UTSA

When referencing University of Texas at San Antonio athletics, please use the acronym **UTSA** and the nickname **Roadrunners**. Please refrain from using UT-San Antonio, Texas-San Antonio, UT-SA or any other variations.



Schedule

DAY	DATE	OPPONENT	LOCATION	TIME
Sun.	Oct. 31	Henderson State !	San Antonio, Texas	2 p.m.
Fri.	Nov. 5	Texas Lutheran !	San Antonio, Texas	7 p.m.
Fri.	Nov. 12	Our Lady of the Lake	San Antonio, Texas	6 p.m.
Sun.	Nov. 14	Huston-Tillotson	San Antonio, Texas	2 p.m.
Fri.	Nov. 19	TCU	San Antonio, Texas	7 p.m.^
Sun.	Nov. 21	SMU	San Antonio, Texas	2 p.m.
Fri.	Nov. 26	Davidson vs. North Texas \$	San Antonio, Texas	5 p.m.
Fri.	Nov. 26	Tulsa \$	San Antonio, Texas	7 p.m.^
Sat.	Nov. 27	North Texas vs. Tulsa \$	San Antonio, Texas	3 p.m.
Sat.	Nov. 27	Davidson \$	San Antonio, Texas	5 p.m.^
Wed.	Dec. 1	at Texas Tech	Lubbock, Texas	7 p.m.
Tue.	Dec. 7	at Houston	Houston, Texas	7 p.m.
Thu.	Dec. 16	at LSU	Baton Rouge, La.	12 p.m.
Mon.	Dec. 20	Middle Tennessee vs. St. Bonaventure %	San Antonio, Texas	4 p.m.
Mon.	Dec. 20	Kansas State %	San Antonio, Texas	6 p.m.^
Tue.	Dec. 21	Middle Tennessee vs. Kansas State %	San Antonio, Texas	5 p.m.
Tue.	Dec. 21	St. Bonaventure %	San Antonio, Texas	7 p.m.^
Tue.	Dec. 28	at San Diego State ~	San Diego, Calif.	7 p.m.
Thu.	Dec. 30	vs. Drexel or Texas A&M ~	San Diego, Calif.	TBA
Sat.	Jan. 8	at Sam Houston State *	Huntsville, Texas	2 p.m.
Wed.	Jan. 12	Texas A&M-Corpus Christi *	San Antonio, Texas	7 p.m.
Sat.	Jan. 15	at Stephen F. Austin *	Nacogdoches, Texas	6 p.m.
Wed.	Jan. 19	Northwestern State *	San Antonio, Texas	7 p.m.
Sat.	Jan. 22	at Texas State *	San Marcos, Texas	4 p.m.
Sat.	Jan. 29	Sam Houston State *	San Antonio, Texas	2 p.m.
Wed.	Feb. 2	at UT Arlington *	Arlington, Texas	7 p.m.
Sat.	Feb. 5	at Lamar * (SLC-TV)	Beaumont, Texas	2 p.m.
Wed.	Feb. 9	Southeastern Louisiana *	San Antonio, Texas	7 p.m.
Sat.	Feb. 12	Stephen F. Austin * (TWC)	San Antonio, Texas	2 p.m.
Wed.	Feb. 16	at McNeese State *	Lake Charles, La.	7 p.m.
Sat.	Feb. 19	Nicholls * (TWC)	San Antonio, Texas	2 p.m.
Wed.	Feb. 23	at Texas A&M-Corpus Christi *	Corpus Christi, Texas	7 p.m.
Sat.	Feb. 26	Texas State *	San Antonio, Texas	4 p.m.
Wed.	March 2	at Central Arkansas *	Conway, Ark.	7 p.m.
Sat.	March 5	UT Arlington *	San Antonio, Texas	4 p.m.
Tue.-Sat.	March 8-12	Southland Conference Tournament	Katy, Texas	TBA

All times Central and subject to change • Home games in **bold** played at UTSA Convocation Center

^ Will tip 30 minutes following conclusion of preceding game

! exhibition game • \$ UTSA Thanksgiving Classic • % UTSA Holiday Classic

~ Surf 'N Slam at San Diego State • * Southland Conference game



Media Information

MEDIA COVERAGE

The UTSA Athletics Communications Office assists members of the media with their coverage of all UTSA sports by providing feature ideas, notes, statistics and travel plans. In addition to the 2010-11 UTSA Women's Basketball Almanac, media members may check the athletic department's web site — goUTSA.com — for the latest information pertaining to all 17 sports.

INTERVIEW POLICY

All interviews with basketball student-athletes and coaches must be arranged at least 24 hours in advance by contacting the UTSA Athletics Communications Office. Telephone interviews are available to the media on a "call-back" basis only and at a time that is convenient for the student-athlete. Postgame interviews with coaches and players will be conducted courtside following a 10-minute "cooling off" period. The UTSA locker room is closed to the media.

MEDIA SERVICES

Media members are encouraged to contact the UTSA Athletics Communications Office at least 24 hours in advance for credentials. Credentials can be picked up with proper identification at the will call table located in the South Lobby of the Convocation Center. The press row phone is (210) 458-4566. A fax machine (210/458-4569) located in UTSA Athletics Communications Office adjacent to the Convocation Center.

PRACTICES

UTSA welcomes all media to attend basketball practices during the season with advance notice. The UTSA Athletics Communications Office requests media members to contact the sport's SID for practice times, photo opportunities and interview requests. In most cases, student-athletes and coaches will be made available after practice.

LIVE STATISTICS

Live statistics for all UTSA home basketball games can be found online at goUTSA.com.

UTSA ATHLETICS COMMUNICATIONS



Kyle Stephens
Assistant AD
(210) 458-4551
kyle.stephens@utsa.edu



Brian Hernandez
Associate Director
(210) 458-4907
brian.hernandez1@utsa.edu



Tony Baldwin
Assistant Director
(210) 458-6460
anthony.baldwin@utsa.edu



Jordan Korphage
Assistant Director (WBB Contact)
(210) 458-4930
jordan.korphage@utsa.edu



Arielle Andres



Ryan Brown

STUDENT ASSISTANTS

Mailing Address: One UTSA Circle; San Antonio, TX 78249-0691
Office Fax: (210) 458-4569 • **Press Row:** (210) 458-4566
Official Athletics Web Site: goUTSA.com

LOCAL MEDIA DIRECTORY

NEWSPAPERS

San Antonio Express-News
Box 2171
San Antonio, TX 78297
p: (210) 250-3373
f: (210) 250-3351
e: sports@express-news.net
beat writer: Dan McCarney

The Paisano

14545 Roadrunner Way
San Antonio, TX 78249
p: (210) 690-9301
f: (210) 690-3423
e: sports@paisano-online.com

RADIO STATIONS

KLUP-AM 930
9601 McAllister Freeway, Ste 1200
San Antonio, TX 78216
p: (210) 344-8481
f: (210) 340-1213

KZDC-AM 1250/KTSA-AM 550

4050 Eisenhower Road
San Antonio, TX 78218
p: (210) 654-5100
f: (210) 885-5054

WOAI-AM 1200/KTKR-AM 760

6222 NW IH 10
San Antonio, TX 78201
p: (210) 736-9700
f: (210) 735-8811

TELEVISION STATIONS

KABB-TV (FOX)
4335 NW Loop 410
San Antonio, TX 78229
p: (210) 442-6304
f: (210) 442-6333
sports director: Chuck Miketinac

KENS-TV (CBS)

5400 Fredericksburg Road
San Antonio, TX 78229
p: (210) 366-5001
f: (210) 377-8757
sports director: Joe Reinagel

KSAT-TV (ABC)

1408 N. St. Mary's St.
San Antonio, TX 78215
p: (210) 351-1270
f: (210) 351-1310
sports director: Greg Simmons

KWEX-TV (Univision)

P.O. Box 9225
San Antonio, TX 78204
p: (210) 227-4141
f: (210) 226-0131
sports director: Jaime Becerril

WOAI-TV (NBC)

1031 Navarro St.
San Antonio, TX 78205-1321
p: (210) 223-4742
f: (210) 476-1088
sports director: Don Harris



In September 2010, UTSA Athletics launched a new website created through a partnership with NeuLion. The leading technology partner for maximizing the value of content, commerce and services for sports organizations and fans, Jump TV Sports serves more than 400 clients representing more than 750 teams in the NCAA, NFL, AFL, CFL, NBA, WNBA, NHL, MLB, MLS and NAIA.

For the latest information on all of UTSA's 17 sports, log on to *goUTSA.com*. There, you can find game recaps, box scores, updated statistics, weekly notes, player and coach biographies, schedules, rosters, photos and archives. For just \$5.95 a month or \$49.95 a year, Rowdy Zone premium subscribers have access to live audio for selected volleyball,



basketball, baseball and softball games, live video streaming for most home volleyball and basketball games, interviews with coaches and student-athletes, video-highlights and much more.



Meet the Roadrunners





Amber Gregg | Senior | Guard | 5-6 | Austin, Texas | McNeil HS

Career Highs

- Points
32, vs. Jacksonville State (11/28/09)
- Field Goals Made
11, vs. Jacksonville State (11/28/09)
- Field Goals Attempted
19, at College of Charleston (11/21/09)
- 3-point Field Goals Made
7, vs. Jacksonville State (11/28/09)
- 3-point Field Goals Attempted
13, twice (last vs. UT Arlington, 2/14/10)
- Free Throws Made
8, vs. Texas A&M-Corpus Christi (01/24/09)
- Free Throws Attempted
10, at McNeese State (01/10/09)
- Rebounds
7, vs. Texas A&M-Corpus Christi (02/17/10)
- Assists
8, at Sam Houston State (02/20/10)
- Steals
4, four times (last vs. Sam Houston State, 02/03/10)
- Blocks
1, twice (last vs. Central Arkansas, 02/10/10)
- Minutes
50, at Sam Houston State (02/20/10)

As a Junior (2009-10)

Played in 28 games with 27 starts ... her 152 career 3-pointers rank second on the all-time list ... led the team and ranked eighth among Southland Conference players with 49 3-pointers made ... averaged 36.2 minutes per game and 37.9 minutes per conference game, both good for third in the conference ... set a school record for most 3-pointers in a half with six against Jacksonville State (Nov. 28) ... set career-highs of 32 points, 11 field goals and seven 3-pointers against the Gamecocks.

As a Sophomore (2008-09)

Played in 29 games, while making 28 starts ... led the Southland Conference with 73 3-pointers, which ranks second on UTSA's single-season chart ... averaged a career-high 11.7 points per game, which stood 12th in the conference ... ranked third in the league in free throw percentage (.835) ... scored double-figures 19 times ... twice matched her career-best with six 3-pointers, most recently against Tulsa on Jan. 5 ... chipped in with nine points off the bench at Kansas State on Nov. 23 ...

scored 15 points against Oakland at the Cozumel Cup on Dec. 19 ... knocked down six three-balls against High Point on Dec. 30 ... led the team with a career-high 25 points on 8-of-15 shooting from the floor against Tulsa on Jan. 5 ... added 17 points on 7-of-10 from the free throw line at McNeese State on Jan. 10 ... went a perfect 8-for-8 from the charity stripe and scored 17 points against Texas A&M-Corpus Christi on Jan. 24 ... chipped in with 14 points at Texas State on Jan. 28 ... posted 15 points on 5-of-9 shooting from the floor at Sam Houston State on Feb. 4 ... connected on five 3-pointers and netted 19 points against Northwestern State on Feb. 25 ... scored 13 points against McNeese State in the first round action of the Southland Tournament on March 11 ... scored 13 points in the conference championship game against UT Arlington on March 14 ... ended the season on a strong note with 23 points on 7-of-14 shooting from the floor against No. 2 seed Baylor in first round action of the NCAA Tournament on March 22.



As a Freshman (2007-08)

Appeared in 32 games, while making three starts ... opened the season with seven points and two assists against Huston-Tillotson on Nov. 9 ... added eight points in 27 minutes of action versus Belmont on Nov. 11 ... tallied five points and one steal against Wichita State on Nov. 18 ... produced nine points on 3-of-6 shooting in her first career start against New Orleans on Nov. 23 ... scored eight points at Florida International on Dec. 14 ... led the team in scoring with 11 points at Tulane on Dec. 21 ... added eight points against SMU on Jan. 2 ... chipped in with seven points and grabbed five rebounds at Sam Houston State on Feb. 7 ...

netted 12 points on 4-of-7 shooting behind the arc against Stephen F. Austin on Feb. 9 ... scored eight points in 14 minutes of action at Texas A&M-Corpus Christi on March 1 ... collected a career-high four steals against Sam Houston State on March 6 ... went a perfect 4-of-4 from the free throw and scored nine points in the Southland Conference Championship game against Lamar on March 15 ... played 16 minutes versus Texas A&M in first-round action of the NCAA Tournament on March 22.

Prior to UTSA

Averaged 17 points and 5.4 assists per game during her senior season at McNeil High School ... a three-

time first-team District 15-5A honoree ... was voted as the team MVP the last two seasons ... in 2006, was named to the Texas Basketball Magazine all-state team and the Austin American-Statesman All-CenTex team ... also named Williamson County "Girls Player of the Year" in 2006 ... nominated to the McDonald's All-America team in 2007.

Personal

Aug. 21, 1989, in Austin, Texas ... is the daughter of Tommy and Janice Gregg ... has two brothers, Aaron, Spencer, Gregg III ... majoring in finance with an emphasis on real estate.

Gregg's 2009-10 Game-by-Game Statistics

Opponent	Date	gs	min	Total		3-Pointers		Free throws		Rebounds				pf	a	t/o	blk	stl	pts	avg	
				fg-fga	pct	3fg-fga	pct	ft-fga	pct	off	def	tot	avg								
at Texas	11/13/09	*	38	3-10	.300	1-3	.333	5-6	.833	0	4	4	4.0	2	1	2	0	4	12	12.0	
SCHREINER	11/15/09	*	16	1-5	.200	0-3	.000	1-1	1.000	0	0	0	2.0	1	1	0	0	2	3	7.5	
at Charleston Southern	11/20/09	*	36	5-16	.313	4-12	.333	0-0	.000	2	3	5	3.0	0	1	2	0	1	14	9.7	
at College of Charleston	11/21/09	*	38	7-14	.500	6-11	.545	0-1	.000	2	3	5	3.5	3	0	0	0	0	20	12.3	
NAVY	11/27/09	*	39	3-9	.333	1-5	.200	0-0	.000	0	3	3	3.4	1	2	1	0	0	7	11.2	
JACKSONVILLE STATE	11/28/09	*	37	11-17	.647	7-10	.700	3-4	.750	0	3	3	3.3	1	3	2	0	1	32	14.7	
HOUSTON	12/07/09	*	27	0-8	.000	0-7	.000	0-0	.000	0	1	1	3.0	2	0	4	0	1	0	12.6	
vs Florida State	12/19/09	*	26	1-10	.100	1-8	.125	0-0	.000	0	0	0	2.6	0	0	1	0	0	3	11.4	
vs Arkansas	12/20/09	*	36	3-15	.200	3-10	.300	4-4	1.000	0	1	1	2.4	1	1	3	0	2	13	11.6	
vs Kansas State	12/21/09	*	40	2-10	.200	2-6	.333	0-0	.000	2	0	2	2.4	1	0	0	0	0	6	11.0	
MAINE	12/29/09	*	38	4-11	.364	2-8	.250	4-5	.800	0	4	4	2.5	2	2	0	0	0	14	11.3	
LOUISIANA TECH	12/30/09	*	36	2-12	.167	0-5	.000	1-2	.500	0	2	2	2.5	1	1	2	0	1	5	10.8	
at Rice	01/04/10	*	36	1-11	.091	1-6	.167	2-2	1.000	1	3	4	2.6	0	2	2	0	2	5	10.3	
MCNEESE STATE	01/09/10	*	36	2-11	.182	1-5	.200	0-0	.000	1	1	2	2.6	0	2	2	0	1	5	9.9	
at Nicholls	01/13/10	*	37	3-11	.273	1-5	.200	4-5	.800	0	3	3	2.6	3	0	0	0	2	11	10.0	
UT ARLINGTON	01/16/10	*	35	2-9	.222	2-8	.250	2-3	.667	0	3	3	2.6	3	1	2	0	0	8	9.9	
at Lamar	01/30/10		29	2-15	.133	2-12	.167	0-0	.000	1	2	3	2.6	3	1	2	0	0	6	9.6	
SAM HOUSTON STATE	02/03/10	*	33	2-7	.286	0-3	.000	0-0	.000	0	5	5	2.8	0	0	0	0	4	4	9.3	
at Southeastern La.	02/06/10	*	36	1-7	.143	0-2	.000	4-4	1.000	1	1	2	2.7	2	1	1	0	2	6	9.2	
CENTRAL ARKANSAS	02/10/10	*	35	3-10	.300	1-6	.167	1-1	1.000	1	3	4	2.8	3	0	2	1	1	8	9.1	
at UT Arlington	02/13/10	*	39	5-10	.500	2-7	.286	0-0	.000	1	2	3	2.8	3	3	3	0	2	12	9.2	
A&M-CORPUS CHRISTI	02/17/10	*	40	1-5	.200	0-2	.000	3-4	.750	0	7	7	3.0	1	1	1	0	2	5	9.0	
at Sam Houston State	02/20/10	*	50	0-9	.000	0-6	.000	0-0	.000	0	4	4	3.0	4	8	4	0	3	0	8.7	
at Northwestern State	02/24/10	*	40	4-10	.400	2-5	.400	1-2	.500	0	2	2	3.0	1	0	0	0	0	11	8.8	
LAMAR	02/27/10	*	40	4-14	.286	3-12	.250	2-4	.500	0	2	2	3.0	3	1	2	0	1	13	8.9	
at Texas State	03/03/10	*	40	4-8	.500	3-4	.750	2-2	1.000	0	1	1	2.9	0	0	0	0	1	13	9.1	
STEPHEN F. AUSTIN	03/06/10	*	40	2-8	.250	1-3	.333	0-0	.000	0	2	2	2.9	1	0	3	0	1	5	8.9	
vs UT Arlington	03/09/10	*	40	5-16	.313	3-9	.333	7-7	1.000	1	3	4	2.9	4	1	2	0	0	20	9.3	
Totals			27	1013	83-298	.279	49-183	.268	46-57	.807	13	68	81	2.9	46	33	43	1	34	261	9.3

Career Statistics

Season	gp-gs	min/avg	Total		3-Point		F-Throws		Rebounds				Scoring							
			fg-fga	pct	fg-fga	pct	ft-fga	pct	off	def	tot	avg	pf	fo	ast	to	blk	stl	pts	avg
2007-08	32-3	584/18.3	47-143	.329	30-92	.326	22-30	.733	8	42	50	1.6	31	0	30	30	1	20	146	4.6
2008-09	29-28	1012/34.9	100-315	.317	73-211	.346	66-79	.835	7	42	49	1.7	66	0	47	41	0	25	339	11.7
2009-10	28-27	1013/36.2	83-298	.279	49-183	.268	46-57	.807	13	68	81	2.9	46	0	33	43	1	34	261	9.3
TOTAL	89-58	2609/29.3	230-756	.304	152-486	.313	134-166	.807	28	152	180	2.0	143	0	110	114	2	79	746	8.4





Kameisha Johnson | Senior | Guard | 6-0 | Arlington, Texas | Connors State (Okla.) JC

Career Highs

- Points	16, vs. Maine (12/29/09)
- Field Goals Made	5, twice (last vs. UT-Arlington, 01/16/10)
- Field Goals Attempted	9, vs. Houston (12/07/09)
- 3-point Field Goals Made	4, vs. Maine (12/29/09)
- 3-point Field Goals Attempted	6, vs. Florida State (12/19/09)
- Free Throws Made	4, vs. Schreiner (11/15/09)
- Free Throws Attempted	4, vs. Schreiner (11/15/09)
- Rebounds	8, vs. Texas State (01/27/10)
- Assists	6, vs. Schreiner (11/15/09)
- Steals	3, vs. Schreiner (11/15/09)
- Blocks	3, vs. Texas State (01/27/10)
- Minutes	39, vs. Texas State (01/27/10)

As a Junior (2009-10)

Played in 26 games with 17 starts ... averaged 5.5 points and 2.8 rebounds per game ... led the team in 3-point field goal percentage, with a minimum of five attempts, connecting at a .338 clip ... nearly half of her field goals came from behind the 3-point arc (25 3-pointers, 53 field goals) ... set a career-high with 16 points, including a career high four 3-pointers made, against Maine (Dec. 29) ... set career highs for free throws made (4), free throw attempts (4), assists (6) and steals (6) against Schreiner (Nov. 15) ... had career highs in minutes played (39), rebounds (8) and blocks (3) against Texas State (Jan. 27) ... made first career start against No. 6 Florida State and scored nine points.

Connors State (Okla.) JC


Appeared in 28 games, while averaging 13.0 points and 5.5

rebounds per game in 2008-09... shot 48.8 percent from the floor, including 40 percent from downtown ... played a vital role in helping Connors State achieve a 30-4 overall mark and trip to the 2009 NJCAA Tournament ... named first-team All-Region II ... was a second-team all-conference honoree during the 2008-09 season ... was a teammate of current Roadrunner Ashleigh Franklin.

Personal

Born on May 10, 1989 ... is the daughter of Ronald and Carolyn Johnson ... has a twin sister, Taneisha ... majoring in chemistry and plans on being a pharmacist after graduation.





Johnson's 2009-10 Game-by-Game Statistics

Opponent	Date	gs	min	Total		3-Pointers		Free throws		Rebounds				pf	a	t/o	blk	stl	pts	avg	
				fg-fga	pct	3fg-fga	pct	ft-fga	pct	off	def	tot	avg								
at Texas	11/13/09		14	4-6	.667	0-2	.000	0-0	.000	1	1	2	2.0	3	0	0	0	0	8	8.0	
SCHREINER	11/15/09		31	2-6	.333	0-3	.000	4-4	1.000	1	0	1	1.5	3	6	3	1	3	8	8.0	
at Charleston Southern	11/20/09		20	1-6	.167	1-4	.250	0-0	.000	1	4	5	2.7	1	3	2	0	0	3	6.3	
at College of Charleston	11/21/09		12	0-2	.000	0-1	.000	2-2	1.000	0	2	2	2.5	0	0	0	0	0	2	5.3	
NAVY	11/27/09		17	2-5	.400	2-3	.667	0-0	.000	1	1	2	2.4	0	0	0	1	1	6	5.4	
JACKSONVILLE STATE	11/28/09		17	0-2	.000	0-2	.000	0-0	.000	0	1	1	2.2	2	0	2	0	0	0	4.5	
HOUSTON	12/07/09		15	2-9	.222	1-5	.200	2-2	1.000	2	0	2	2.1	0	2	2	0	1	7	4.9	
vs Florida State	12/19/09	*	36	3-8	.375	3-6	.500	0-2	.000	2	2	4	2.4	2	4	1	0	0	9	5.4	
vs Arkansas	12/20/09	*	15	2-3	.667	0-0	.000	0-2	.000	1	2	3	2.4	2	1	1	0	0	4	5.2	
vs Kansas State	12/21/09	*	35	3-6	.500	1-3	.333	0-0	.000	1	2	3	2.5	1	1	3	0	0	7	5.4	
MAINE	12/29/09	*	23	5-6	.833	4-5	.800	2-2	1.000	0	3	3	2.5	2	1	3	1	0	16	6.4	
LOUISIANA TECH	12/30/09	*	17	0-2	.000	0-1	.000	0-0	.000	0	3	3	2.6	4	0	0	1	3	0	5.8	
at Rice	01/04/10	*	28	2-6	.333	1-3	.333	0-0	.000	0	1	1	2.5	2	1	0	0	1	5	5.8	
MCNEESE STATE	01/09/10	*	19	3-5	.600	2-2	1.000	0-0	.000	1	1	2	2.4	1	0	3	0	2	8	5.9	
at Nicholls	01/13/10	*	28	0-5	.000	0-3	.000	0-0	.000	2	3	5	2.6	1	1	2	0	1	0	5.5	
UT ARLINGTON	01/16/10	*	22	5-7	.714	3-4	.750	0-0	.000	0	1	1	2.5	0	0	1	0	0	13	6.0	
at A&M-Corpus Christi	01/23/10	*	37	4-8	.500	3-6	.500	0-0	.000	1	2	3	2.5	1	0	5	2	0	11	6.3	
TEXAS STATE	01/27/10	*	39	2-6	.333	1-3	.333	0-0	.000	0	8	8	2.8	2	4	2	3	0	5	6.2	
at Lamar	01/30/10	*	14	0-5	.000	0-4	.000	0-0	.000	0	0	0	2.7	1	1	2	0	0	0	5.9	
SAM HOUSTON STATE	02/03/10	*	27	3-9	.333	2-4	.500	0-0	.000	2	4	6	2.9	3	0	2	0	0	8	6.0	
at Southeastern La.	02/06/10	*	32	2-8	.250	0-3	.000	0-0	.000	1	5	6	3.0	2	1	1	0	0	4	5.9	
CENTRAL ARKANSAS	02/10/10	*	26	3-6	.500	0-2	.000	0-0	.000	0	0	0	2.9	1	1	4	2	0	6	5.9	
at UT Arlington	02/13/10	*	29	3-8	.375	0-1	.000	1-2	.500	2	1	3	2.9	3	3	1	1	0	7	6.0	
at Texas State	03/03/10		12	0-1	.000	0-0	.000	0-0	.000	0	3	3	2.9	1	0	1	1	0	0	5.7	
STEPHEN F. AUSTIN	03/06/10		24	1-2	.500	1-2	.500	1-2	.500	0	1	1	2.8	3	0	2	0	0	4	5.6	
vs UT Arlington	03/09/10	*	24	1-5	.200	0-2	.000	0-0	.000	0	3	3	2.8	4	0	1	0	2	2	5.5	
Totals			17	613	53-142	.373	25-74	.338	12-18	.667	19	54	73	2.8	45	30	44	13	14	143	5.5

Career Statistics

Season	gp-gs	min/avg	Total		3-Point		F-Throws		Rebounds				pf	fo	ast	to	blk	stl	Scoring	
			fg-fga	pct	fg-fga	pct	ft-fga	pct	off	def	tot	avg							pts	avg
2009-10	26-17	613/23.6	53-142	.373	25-74	.338	12-18	.667	19	54	73	2.8	45	0	30	44	13	14	143	5.5
TOTAL	26-17	613/23.6	53-142	.373	25-74	.338	12-18	.667	19	54	73	2.8	45	0	30	44	13	14	143	5.5





Kelsey Ansley | Senior | Forward | 6-1 | Marble Falls, Texas | New Mexico

Career Highs

- Points 11, vs. Florida State (12/19/09)
- Field Goals Made 4, vs. Florida State (12/19/09)
- Field Goals Attempted 8, vs. Florida State (12/19/09)
- 3-point Field Goals Made 1, vs. Texas A&M-Corpus Christi (02/17/10)
- 3-point Field Goals Attempted 1, vs. Texas A&M-Corpus Christi (02/17/10)
- Free Throws Made 3, three times (last vs. Louisiana Tech, 12/30/09)
- Free Throws Attempted 8, vs. Florida State (12/19/09)
- Rebounds 7, at Nicholls (01/13/09)
- Assists 2, vs. UT-Arlington (01/16/10)
- Steals 2, vs. Kansas State (12/21/09)
- Blocks 2, twice (last vs. Lamar, 02/27/10)
- Minutes 26, at Texas A&M-Corpus Christi (01/23/10)

As a Junior (2009-10)

Played in 23 games with 10 starts ... averaged 3.9 points and 3.0 rebounds per game ... made her UTSA debut against No. 6 Florida State (Dec. 19) and led the team with a career-high 11 points ... made her first start at Rice (Jan. 4) ... set a career-high with seven rebounds at Nicholls State (Jan. 13) ... shot 45-percent from the floor and made the only 3-pointer she took.

At New Mexico (2007-08)

Appeared in 24 games, while averaging 1.5 points and 1.1 rebounds per game ... made her collegiate debut against Western Michigan on Nov. 9 and netted her first points ... set a career high with eight points at San Diego State ...

also pulled down a career-best five rebounds and tallied three steals against the Aztecs.

High School

Post player who averaged 14 points, 10 boards and 5 assists as a senior...all-state performer and a McDonald's All-America nominee...Marble Falls finished 32-7 and made an appearance in the Texas 4A state semifinals for the first time in school history...member of the National Honor Society.

Personal

Born Dec. 16, 1988, in Liberal, Kan. ... is the daughter of Verie and Kathy Ansley ... has two sisters, Jamie and Lindsay ... majoring in biology and plans on working in the pharmaceutical field.





Ansley's 2009-10 Game-by-Game Statistics

Opponent	Date	gs	min	Total		3-Pointers		Free throws		Rebounds				pf	a	t/o	blk	stl	pts	avg	
				fg-fga	pct	3fg-fga	pct	ft-fa	pct	off	def	tot	avg								
vs Florida State	12/19/09		18	4-8	.500	0-0	.000	3-8	.375	1	3	4	4.0	4	0	4	0	0	11	11.0	
vs Arkansas	12/20/09		19	2-2	1.000	0-0	.000	0-0	.000	0	1	1	2.5	4	1	2	2	1	4	7.5	
vs Kansas State	12/21/09		22	3-5	.600	0-0	.000	3-4	.750	3	2	5	3.3	4	0	0	1	2	9	8.0	
MAINE	12/29/09		5	2-2	1.000	0-0	.000	0-1	.000	1	1	2	3.0	5	0	1	0	0	4	7.0	
LOUISIANA TECH	12/30/09		13	0-4	.000	0-0	.000	3-4	.750	2	1	3	3.0	0	1	1	0	1	3	6.2	
at Rice	01/04/10	*	13	0-4	.000	0-0	.000	0-0	.000	3	0	3	3.0	2	0	0	0	0	0	5.2	
MCNEESE STATE	01/09/10	*	16	3-5	.600	0-0	.000	0-2	.000	0	1	1	2.7	5	0	1	1	0	6	5.3	
at Nicholls	01/13/10	*	20	3-6	.500	0-0	.000	0-1	.000	3	4	7	3.3	0	0	0	1	0	6	5.4	
UT ARLINGTON	01/16/10	*	19	2-5	.400	0-0	.000	2-2	1.000	3	0	3	3.2	3	2	0	1	0	6	5.4	
at A&M-Corpus Christi	01/23/10	*	26	1-3	.333	0-0	.000	0-1	.000	2	4	6	3.5	1	1	0	0	0	2	5.1	
TEXAS STATE	01/27/10		12	2-6	.333	0-0	.000	0-0	.000	3	2	5	3.6	0	0	0	0	1	4	5.0	
at Lamar	01/30/10	*	11	1-1	1.000	0-0	.000	0-0	.000	2	0	2	3.5	3	0	0	0	0	2	4.8	
SAM HOUSTON STATE	02/03/10	*	7	0-0	.000	0-0	.000	0-0	.000	0	0	0	3.2	0	0	1	0	0	0	4.4	
at Southeastern La.	02/06/10	*	9	1-4	.250	0-0	.000	0-0	.000	1	1	2	3.1	1	0	0	0	0	2	4.2	
CENTRAL ARKANSAS	02/10/10	*	13	3-5	.600	0-0	.000	1-1	1.000	2	1	3	3.1	1	0	3	0	0	7	4.4	
at UT Arlington	02/13/10	*	14	0-1	.000	0-0	.000	2-2	1.000	2	2	4	3.2	2	0	2	1	1	2	4.3	
A&M-CORPUS CHRISTI	02/17/10		12	1-2	.500	1-1	1.000	0-2	.000	1	0	1	3.1	2	1	1	0	1	3	4.2	
at Sam Houston State	02/20/10		4	0-0	.000	0-0	.000	0-0	.000	0	0	0	2.9	2	0	0	0	0	0	3.9	
at Northwestern State	02/24/10		13	1-2	.500	0-0	.000	0-2	.000	3	2	5	3.0	1	0	2	1	1	2	3.8	
LAMAR	02/27/10		19	3-4	.750	0-0	.000	1-6	.167	3	3	6	3.2	5	1	1	2	0	7	4.0	
at Texas State	03/03/10		8	3-5	.600	0-0	.000	1-2	.500	0	0	0	3.0	3	0	0	0	0	7	4.1	
STEPHEN F. AUSTIN	03/06/10		14	1-6	.167	0-0	.000	0-2	.000	4	0	4	3.0	2	0	3	0	1	2	4.0	
vs UT Arlington	03/09/10		7	0-0	.000	0-0	.000	0-0	.000	1	1	2	3.0	1	0	0	0	1	0	3.9	
Totals			10	314	36-80	.450	1-1	1.000	16-40	.400	40	29	69	3.0	51	7	22	10	10	89	3.9

Career Statistics

Season	gp-gs	min/avg	Total		3-Point		F-Throws		Rebounds				Scoring							
			fg-fga	pct	fg-fga	pct	ft-fa	pct	off	def	tot	avg	pf	fo	ast	to	blk	stl	pts	avg
2009-10	23-10	314/13.7	36-80	.450	1-1	1.000	16-40	.400	40	29	69	3.0	51	3	7	22	10	10	89	3.9
TOTAL	23-10	314/13.7	36-80	.450	1-1	1.000	16-40	.400	40	29	69	3.0	51	3	7	22	10	10	89	3.9





Alysse Davis | Senior | Guard | 6-2 | Corpus Christi, Texas | Memphis

Career Highs

- Points
22, at Central Arkansas (02/11/09)
- Field Goals Made
8, at Central Arkansas (02/11/09)
- Field Goals Attempted
12, three times (last vs. Texas A&M-CC, 2/18/09)
- 3-point Field Goals Made
6, at Central Arkansas (02/11/09)
- 3-point Field Goals Attempted
11, twice (last at UT-Arlington, 01/17/09)
- Free Throws Made
3, vs. Northwestern State (02/25/09)
- Free Throws Attempted
4, twice (last vs. Texas State, 03/04/09)
- Rebounds
7, four times (last at Texas A&M-Corpus Christi, 02/18/09)
- Assists
3, twice (last at Sam Houston State, 02/04/09)
- Steals
2, vs. Colorado State (12/29/08)
- Blocks
5, at Texas A&M-Corpus Christi (02/18/09)
- Minutes
35, twice (last at Texas A&M-Corpus Christi, 02/18/09)

In 2009-10

Was a redshirt for the 2009-10 season.

As a Junior (2008-09)

Appeared in 26 games, while making one start ... averaged 6.0 points per game and bettered that during Southland Conference play averaging 6.9 points per contest ... made 41 3-pointers, which ranked third on the team ... had the second-best shooting percentage from downtown at 36.6 percent ... collected 20 blocked shots ... played 14 minutes in her Roadrunners debut against Oakland on Dec. 19 ... drained four 3-pointers to go along with 14 points against Colorado State on Dec. 29 ... added 10 points in 21 minutes of action against Rice on Jan. 3 ... went 6-of-11 from the floor with 15 points against Nicholls on Jan. 14 ... netted a career-high 22 points on 6-of-8 shooting beyond the arc at Central Arkansas on Feb. 11 ... made her first career start and responded with 11 points, while collecting a career-best five blocks at Texas A&M-Corpus Christi on Feb. 18 ... scored six points against McNeese State in first-round action of the Southland Conference

Tournament on March 11 ... played 11 minutes against Baylor in the NCAA Tournament at Lubbock.

At Memphis (2006-08)

Appeared in 14 games and made one start in 2007-08, averaging 3.1 points and 2.6 rebounds ... played one full season with the Memphis in 2006-07 ... played in 31 games and averaged 5.4 points and 2.4 rebounds ... made 29 3-pointers during her rookie campaign, which ranks sixth on the single-season list among freshmen.

High School

Named Texas Association of Basketball Coaches All-Region IV-4A and also collected 2006 District 31-4A Defensive Player of the Year honors from the Corpus Christi Caller-Times ... averaged 13.6 points per contest, while tallying five games with 20 or more points as a senior ... also was a Caller-Times first-team all-metro selection and 2005 second-team All-South Texas honoree.

Personal

Born on April 22, 1988, in Whittier, Calif. ... daughter of Jeff and Laura Davis ... majoring in marketing.



Davis' 2008-09 Game-by-Game Statistics

Opponent	Date	gs	min	Total		3-Pointers		Free throws		Rebounds				pf	a	t/o	blk	stl	pts	avg
				fg-fga	pct	3fg-fga	pct	ft-fa	pct	off	def	tot	avg							
vs Oakland	12/19/08		14	0-5	.000	0-4	.000	0-0	.000	0	2	2	2.0	1	0	1	0	0	0	0.0
vs Oral Roberts	12/20/08		11	1-2	.500	1-2	.500	0-0	.000	0	1	1	1.5	1	1	2	0	0	3	1.5
COLORADO STATE	12/29/08		21	4-8	.500	4-5	.800	2-2	1.000	2	4	6	3.0	1	0	1	3	2	14	5.7
HIGH POINT	12/30/08		21	1-4	.250	1-3	.333	0-0	.000	1	4	5	3.5	0	0	2	1	0	3	5.0
RICE	01/03/09		21	4-8	.500	2-5	.400	0-0	.000	0	7	7	4.2	0	1	1	0	1	10	6.0
TULSA	01/05/09		24	3-12	.250	3-11	.273	0-0	.000	0	1	1	3.7	3	3	0	0	1	9	6.5
at McNeese State	01/10/09		18	2-3	.667	2-3	.667	0-0	.000	0	2	2	3.4	1	1	1	1	0	6	6.4
NICHOLLS	01/14/09		32	6-11	.545	3-8	.375	0-0	.000	1	6	7	3.9	1	1	3	2	0	15	7.5
at UT Arlington	01/17/09		26	2-13	.154	2-11	.182	0-0	.000	0	2	2	3.7	2	0	1	0	0	6	7.3
A&M-CORPUS CHRISTI	01/24/09		24	1-5	.200	0-1	.000	0-0	.000	1	4	5	3.8	1	1	2	1	0	2	6.8
at Texas State	01/28/09		16	0-5	.000	0-3	.000	0-0	.000	1	2	3	3.7	0	0	0	1	0	0	6.2
LAMAR	01/31/09		20	2-6	.333	2-6	.333	0-0	.000	1	4	5	3.8	0	2	0	1	0	6	6.2
at Sam Houston State	02/04/09		28	4-9	.444	2-6	.333	0-0	.000	2	5	7	4.1	1	3	1	0	1	10	6.5
SOUTHEASTERN LA.	02/07/09		10	0-1	.000	0-1	.000	0-0	.000	0	4	4	4.1	0	1	1	0	0	0	6.0
at Central Arkansas	02/11/09		35	8-12	.667	6-8	.750	0-0	.000	0	4	4	4.1	4	2	0	2	1	22	7.1
UT ARLINGTON	02/14/09		20	1-5	.200	1-4	.250	0-0	.000	0	1	1	3.9	1	1	1	0	1	3	6.8
at A&M-Corpus Christi	02/18/09	*	35	4-12	.333	3-5	.600	0-0	.000	1	6	7	4.1	0	2	1	5	1	11	7.1
SAM HOUSTON STATE	02/21/09		17	2-6	.333	2-6	.333	0-0	.000	0	1	1	3.9	1	1	1	0	0	6	7.0
NORTHWESTERN STATE	02/25/09		16	0-4	.000	0-2	.000	3-4	.750	0	1	1	3.7	0	1	0	0	0	3	6.8
at Lamar	02/28/09		19	3-5	.600	2-4	.500	0-0	.000	0	4	4	3.8	0	1	0	0	0	8	6.9
TEXAS STATE	03/04/09		23	2-5	.400	2-5	.400	2-4	.500	0	2	2	3.7	2	1	0	1	1	8	6.9
at Stephen F. Austin	03/07/09		26	2-6	.333	1-3	.333	0-0	.000	1	5	6	3.8	0	1	0	0	1	5	6.8
vs McNeese State	03/11/09		29	2-7	.286	2-4	.500	0-0	.000	0	2	2	3.7	1	0	1	1	1	6	6.8
vs Northwestern State	03/13/09		19	0-1	.000	0-1	.000	0-0	.000	0	2	2	3.6	1	0	1	0	0	0	6.5
vs UT Arlington	03/14/09		7	0-1	.000	0-1	.000	0-0	.000	0	2	2	3.6	2	0	1	1	0	0	6.2
vs Baylor	03/22/09		11	0-1	.000	0-0	.000	0-0	.000	0	0	0	3.4	1	0	1	0	0	0	6.0
Totals		1	543	54-157	.344	41-112	.366	7-10	.700	11	78	89	3.4	25	24	23	20	11	156	6.0

Career Statistics

Season	gp-gs	min/avg	Total		3-Point		F-Throws		Rebounds				Scoring							
			fg-fga	pct	fg-fga	pct	ft-fa	pct	off	def	tot	avg	pf	fo	ast	to	blk	stl	pts	avg
2008-09	26-1	543/20.9	54-157	.344	41-112	.366	7-10	.700	11	78	89	3.4	25	0	24	23	20	11	156	6.0
TOTAL	26-1	543/20.9	54-157	.344	41-112	.366	7-10	.700	11	78	89	3.4	25	0	24	23	20	11	156	6.0





40



Ashleigh Franklin | Senior | Forward | 5-6 | Dallas, Texas | Connors State (Okla.) JC

Career Highs

- Points 29, vs. Louisiana Tech (12/30/09)
- Field Goals Made 12, vs. Louisiana Tech (12/30/09)
- Field Goals Attempted 22, vs. Louisiana Tech (12/30/09)
- 3-point Field Goals Made 3, four times (last vs. Texas A&M-CC, 2/17/10)
- 3-point Field Goals Attempted 6, at Lamar (01/30/10)
- Free Throws Made 6, vs. Arkansas (12/20/09)
- Free Throws Attempted 8, at Rice (01/04/10)
- Rebounds 22, at Sam Houston State (02/20/10)
- Assists 6, twice (last vs. UT-Arlington, 01/16/10)
- Steals 4, at Northwestern State (02/24/10)
- Blocks 2, vs. Maine (12/29/09)
- Minutes 50, at Sam Houston State (02/20/10)

As a Junior (2009-10)

Named third-team All-Southland Conference after averaging 11.9 points and a team-leading 8.9 rebounds per game ... led the team with 106 offensive rebounds and 162 defensive boards ... earned Southland Player of the Week honors on Jan. 4 ... named to the UTSA New Year's Classic all-tournament team ... led the team with 10 double-doubles, including a 22-point, 22-rebound performance at Sam Houston State (Feb. 20) ... her 8.9 rebounds per game ranked second in the conference ... reached double-figure rebound totals 13 times, including two stretches of three consecutive games ... logged a career high 29 points, with 26 coming in the second half, versus Louisiana Tech (Dec. 30) ... also set career bests with 12 field goals made and 22 field goal attempts against the Lady Techsters

... ranked fourth among conference players with 2.9 offensive rebounds per game.

Connors State (Okla.) JC

Averaged 13.6 points and 8.7 rebounds per game, which ranked second and third, respectively, on the team in 2008-09 ... helped Connors State to a 30-4 overall record ... guided the team to a 2009 NJCAA Tournament appearance ... was a two-time first-team NJCAA All-Region II honoree ... collected first-team all-conference accolades ... was a teammate of current Roadrunner Kameisha Johnson.

Personal

Born on Dec. 10, 1988 ... is the daughter of Ken and Natalie Franklin ... has two brothers, Addison and Austin ... majoring in kinesiology.



Franklin's 2009-10 Game-by-Game Statistics

Opponent	Date	gs	min	Total		3-Pointers		Free throws		Rebounds				pf	a	t/o	blk	stl	pts	avg	
				fg-fga	pct	3fg-fga	pct	ft-fa	pct	off	def	tot	avg								
at Texas	11/13/09	*	37	3-18	.167	0-5	.000	4-4	1.000	7	5	12	12.0	3	1	3	1	2	10	10.0	
SCHREINER	11/15/09	*	21	4-6	.667	3-3	1.000	2-3	.667	6	5	11	11.5	4	0	4	0	0	13	11.5	
at Charleston Southern	11/20/09	*	31	6-16	.375	0-4	.000	0-0	1.000	5	5	10	11.0	3	0	3	1	0	12	11.7	
at College of Charleston	11/21/09	*	30	1-11	.091	0-3	.000	0-2	.000	4	5	9	10.5	4	0	3	0	0	2	9.3	
NAVY	11/27/09	*	33	5-9	.556	3-4	.750	0-0	.000	0	3	3	9.0	3	0	1	1	0	13	10.0	
JACKSONVILLE STATE	11/28/09	*	25	4-9	.444	1-2	.500	3-6	.500	2	4	6	8.5	4	0	3	0	0	12	10.3	
HOUSTON	12/07/09	*	40	7-14	.500	0-3	.000	1-5	.200	6	12	18	9.9	3	1	2	1	2	15	11.0	
vs Florida State	12/19/09	*	30	1-5	.200	0-1	.000	0-0	.000	6	1	7	9.5	5	2	3	0	1	2	9.9	
vs Arkansas	12/20/09	*	29	4-8	.500	0-1	.000	6-6	1.000	2	3	5	9.0	4	0	0	0	3	14	10.3	
vs Kansas State	12/21/09	*	36	5-15	.333	1-3	.333	0-0	.000	4	6	10	9.1	2	0	6	0	0	11	10.4	
MAINE	12/29/09	*	40	6-10	.600	3-4	.750	3-5	.600	5	6	11	9.3	2	6	2	2	2	18	11.1	
LOUISIANA TECH	12/30/09	*	33	12-22	.545	1-5	.200	4-5	.800	4	3	7	9.1	3	0	6	0	0	29	12.6	
at Rice	01/04/10	*	28	4-12	.333	0-3	.000	5-8	.625	6	3	9	9.1	4	0	1	0	3	13	12.6	
MCNEESE STATE	01/09/10	*	40	3-12	.250	2-6	.333	1-2	.500	3	10	13	9.4	3	1	2	0	1	9	12.4	
at Nicholls	01/13/10	*	30	3-9	.333	1-2	.500	3-4	.750	4	4	8	9.3	3	0	5	0	0	10	12.2	
UT ARLINGTON	01/16/10	*	37	3-10	.300	0-3	.000	3-5	.600	0	3	3	8.9	2	6	3	1	2	9	12.0	
at A&M-Corpus Christi	01/23/10	*	29	1-8	.125	0-3	.000	0-0	.000	1	4	5	8.6	4	0	2	1	1	2	11.4	
TEXAS STATE	01/27/10	*	37	2-13	.154	0-1	.000	7-11	.636	2	4	6	8.5	4	3	3	0	0	11	11.4	
at Lamar	01/30/10	*	40	6-12	.500	2-6	.333	4-6	.667	6	2	8	8.5	3	0	3	0	1	18	11.7	
SAM HOUSTON STATE	02/03/10	*	27	2-8	.250	1-2	.500	0-0	.000	3	7	10	8.6	4	2	2	0	2	5	11.4	
at Southeastern La.	02/06/10	*	32	2-7	.286	0-1	.000	0-0	.000	2	8	10	8.6	4	4	2	0	0	4	11.0	
CENTRAL ARKANSAS	02/10/10	*	40	4-11	.364	0-3	.000	7-10	.700	3	8	11	8.7	3	1	3	1	1	15	11.2	
at UT Arlington	02/13/10	*	23	4-6	.667	1-1	1.000	5-6	.833	2	3	5	8.6	2	2	5	0	0	14	11.3	
A&M-CORPUS CHRISTI	02/17/10	*	37	5-10	.500	3-4	.750	3-5	.600	2	7	9	8.6	2	0	4	1	1	16	11.5	
at Sam Houston State	02/20/10	*	50	8-17	.471	2-4	.500	4-6	.667	5	17	22	9.1	2	5	2	1	3	22	12.0	
at Northwestern State	02/24/10	*	40	3-14	.214	0-3	.000	4-5	.800	4	6	10	9.2	4	3	5	1	4	10	11.9	
LAMAR	02/27/10	*	37	6-13	.462	0-0	.000	5-8	.625	2	5	7	9.1	3	1	3	0	3	17	12.1	
at Texas State	03/03/10	*	40	3-12	.250	0-1	.000	3-4	.750	4	3	7	9.0	3	1	4	0	2	9	12.0	
STEPHEN F. AUSTIN	03/06/10	*	32	4-13	.308	0-3	.000	1-3	.333	3	1	4	8.8	4	1	3	1	5	9	11.9	
vs UT Arlington	03/09/10	*	27	6-15	.400	1-3	.333	1-1	1.000	3	9	12	8.9	3	1	1	0	1	14	11.9	
Totals			30	1011	127-345	.368	25-87	.287	79-120	.658	106	162	268	8.9	97	41	89	13	40	358	11.9

Career Statistics

Season	gp-gs	min/avg	Total		3-Point		F-Throws		Rebounds				Scoring							
			fg-fga	pct	fg-fga	pct	ft-fa	pct	off	def	tot	avg	pf	fo	ast	to	blk	stl	pts	avg
2009-10	30-30	1011/33.7	127-345	.368	25-87	.287	79-120	.658	106	162	268	8.9	97	1	41	89	13	40	358	11.9
TOTAL	30-30	1011/33.7	127-345	.368	25-87	.287	79-120	.658	106	162	268	8.9	97	1	41	89	13	40	358	11.9





Whitney York | Junior | Guard | 5-5 | Bryan, Texas | Bryan HS

Career Highs

- Points	27, vs. Louisiana Tech (12/30/09)
- Field Goals Made	10, at Sam Houston State (02/20/10)
- Field Goals Attempted	20, twice (last at Texas State, 03/03/10)
- 3-point Field Goals Made	1, 14 times (last vs. Stephen F. Austin, 03/07/10)
- 3-point Field Goals Attempted	3, four times (last vs. Lamar, 02/27/10)
- Free Throws Made	13, vs. Louisiana Tech (12/30/09)
- Free Throws Attempted	20, vs. Louisiana Tech (12/30/09)
- Rebounds	10, at Texas State (03/03/10)
- Assists	8, vs. Lamar (02/27/10)
- Steals	6, vs. Lamar (02/27/10)
- Blocks	1, twice (last vs. Kansas State, 12/21/09)
- Minutes	50, at Sam Houston State (02/20/10)

As a Junior (2009-10)

Appeared in 29 games, including 28 starts ... named second-team All-Southland Conference after leading the team with 15.0 points, 3.0 assists and 1.9 steals per game ... named to the UTSA Thanksgiving Classic and Duel in the Desert all-tournament teams ... led the team in scoring 14 times and reached double-figures 22 times, including six 20-point outings ... her .435 shooting percentage was tops among the guards while her .715 free throw percentage led the team ... scored a career high 27 points and set career bests in free throws made and attempted, going 13-of-20, against Louisiana Tech on Dec. 30 ... set a career high with 10 field goals made and 50 minutes played at Sam Houston State (Feb. 20) ... recorded her first career double-double with 17 points and 10 rebounds at Texas State (March 3) ... ranked fifth among conference players averaging 16.2 points in Southland games.

As a Sophomore (2008-09)

Appeared in eight games, while making seven starts, before suffering a season-ending injury

against McNeese State on Jan. 10 ... grabbed four rebounds against Huston-Tillotson on Dec. 6 ... made first start of the season against Oakland and responded with six points in 32 minutes of action ... scored 10 points against Oral Roberts on Dec. 20 ... added seven points against Colorado State on Dec. 29 ... netted a season-high 13 points and dished out a career-high seven assists against Rice on Jan. 3 ... chipped in with five points at McNeese State on Jan. 10 ... was awarded medical redshirt after the season.

As a Freshman (2007-08)

Started all 33 games in her first year ... first Roadrunner to earn Southland Conference Player of the Week honors in consecutive weeks on Nov. 13 and Nov. 20 ... ranked second on the team with 80 assists ... fourth on the squad with 9.8 points per game ... sixth in the conference in field goal percentage (43.7 percent) ... had 15 games with double-figure scoring ... began the season with 12 points and was 10-of-10 from the free throw line against Huston-Tillotson on Nov. 9 ... chipped in with 16 points and



grabbed eight rebounds versus Belmont on Nov. 11 ... netted a career-high 22 points and collected five steals against Wichita State on Nov. 18 ... led the team with 21 points against Virginia Tech on Dec. 20 ... was named to the Tulane Doubletree All-Classic Team on Dec 21 ... scored 15 points against Miami (Ohio) on Dec. 29 ... led the team in scoring with 19 points versus Weber State and was named to the Wells Fargo/UTSA New Year's All-Classic team ... dished out a season-high six assists against SMU on Jan. 2 ... chipped in with 13 points at Texas State on Jan. 26 ... added nine points and grabbed four rebounds at Sam Houston State on Feb. 7... scored

11 points against Southeastern Louisiana on Feb. 14 ... hauled in seven rebounds and scored 12 points against Texas State on Feb. 23 ... added 13 points in the semifinal game against UT Arlington on March 14 ... saw 22 minutes of action versus Texas A&M in first-round action of the NCAA Tournament on March 22.

High School

Led the Lady Vikings to a 35-6 overall record and a District 13-5A Championship with a perfect 12-0 mark as a senior ... averaged 17.4 points and 5.4 assists per game during the 2006-07 season ... recorded a team-leading 3.5 steals per contest ... tabbed first-team all-

state and academic all-state, was a McDonald's All-America nominee and named to the TABC All-Star team ... also earned first-team All-Brazos Valley honors.

Personal

Born August 8, 1989, in Galveston, Texas ... is the daughter of Truman and Belinda Guy ... has one brother, Truman Jr. ... has an uncle who played for Howard Payne University ... majoring in business.

York's 2009-10 Game-by-Game Statistics

Opponent	Date	gs	min	Total		3-Pointers		Free throws		Rebounds				pf	a	t/o	blk	stl	pts	avg	
				fg-fga	pct	3fg-fga	pct	ft-fga	pct	off	def	tot	avg								
at Texas	11/13/09	*	28	4-12	.333	0-1	.000	2-4	.500	1	1	2	2.0	0	0	2	0	1	10	10.0	
SCHREINER	11/15/09	*	13	3-4	.750	0-0	.000	3-4	.750	0	0	0	1.0	1	2	1	0	4	9	9.5	
at Charleston Southern	11/20/09	*	15	8-8	1.000	0-0	.000	2-2	1.000	0	0	0	0.7	4	0	2	0	0	18	12.3	
at College of Charleston	11/21/09	*	33	3-12	.250	0-3	.000	0-0	.000	0	3	3	1.3	1	5	3	0	1	6	10.8	
NAVY	11/27/09	*	24	6-13	.462	1-1	1.000	2-3	.667	1	3	4	1.8	2	2	2	0	2	15	11.6	
JACKSONVILLE STATE	11/28/09	*	33	8-14	.571	1-2	.500	3-4	.750	0	3	3	2.0	0	6	4	0	1	20	13.0	
HOUSTON	12/07/09	*	20	3-8	.375	0-1	.000	1-4	.250	0	2	2	2.0	2	2	3	0	1	7	12.1	
vs Florida State	12/19/09	*	21	1-6	.167	0-4	.000	2-4	.500	0	3	3	2.1	1	4	2	1	0	4	11.1	
vs Arkansas	12/20/09	*	25	5-8	.625	0-0	.000	8-11	.727	0	2	2	2.1	1	3	2	0	2	18	11.9	
vs Kansas State	12/21/09	*	33	5-11	.455	0-1	.000	8-10	.800	0	4	4	2.3	1	6	0	1	1	18	12.5	
MAINE	12/29/09	*	26	2-8	.250	0-0	.000	9-10	.900	0	3	3	2.4	2	2	3	0	0	13	12.5	
LOUISIANA TECH	12/30/09	*	38	7-16	.438	0-1	.000	13-20	.650	2	5	7	2.8	2	1	4	0	0	27	13.8	
at Rice	01/04/10	*	23	6-14	.429	0-0	.000	1-2	.500	1	1	2	2.7	4	2	5	0	1	13	13.7	
MCNEESE STATE	01/09/10	*	31	6-11	.545	0-0	.000	5-8	.625	0	3	3	2.7	1	5	3	0	5	17	13.9	
at Nicholls	01/13/10	*	35	3-10	.300	0-0	.000	5-9	.556	0	3	3	2.7	2	4	3	0	2	11	13.7	
UT ARLINGTON	01/16/10	*	32	5-8	.625	0-0	.000	4-6	.667	0	6	6	2.9	0	3	2	0	2	14	13.8	
at A&M-Corpus Christi	01/23/10	*	29	3-11	.273	0-0	.000	5-5	1.000	2	0	2	2.9	3	3	4	0	3	11	13.6	
at Lamar	01/30/10	*	29	3-9	.333	0-0	.000	2-3	.667	0	2	2	2.8	4	2	1	0	2	8	13.3	
SAM HOUSTON STATE	02/03/10	*	28	6-11	.545	0-0	.000	4-5	.800	1	5	6	3.0	2	4	3	0	1	16	13.4	
at Southeastern La.	02/06/10	*	36	6-9	.667	0-0	.000	11-12	.917	0	4	4	3.1	1	1	2	0	2	23	13.9	
CENTRAL ARKANSAS	02/10/10	*	38	3-9	.333	0-0	.000	12-12	1.000	1	2	3	3.0	4	4	2	0	3	18	14.1	
at UT Arlington	02/13/10	*	37	5-18	.278	1-2	.500	7-9	.778	3	5	8	3.3	3	1	4	0	2	18	14.3	
A&M-CORPUS CHRISTI	02/17/10	*	14	3-3	1.000	0-0	.000	0-2	.000	1	2	3	3.3	1	1	6	0	2	6	13.9	
at Sam Houston State	02/20/10	*	50	10-20	.500	0-0	.000	5-7	.714	2	4	6	3.4	1	3	5	0	0	25	14.4	
at Northwestern State	02/24/10	*	40	6-18	.333	0-0	.000	3-4	.750	1	4	5	3.4	2	2	3	0	3	15	14.4	
LAMAR	02/27/10	*	40	8-15	.533	1-3	.333	3-3	1.000	1	6	7	3.6	0	8	8	0	6	20	14.6	
at Texas State	03/03/10	*	40	5-20	.250	0-0	.000	7-13	.538	4	6	10	3.8	1	4	1	0	3	17	14.7	
STEPHEN F. AUSTIN	03/06/10	*	33	8-15	.533	1-1	1.000	7-8	.875	1	5	6	3.9	2	3	6	0	3	24	15.0	
vs UT Arlington	03/09/10	*	36	5-15	.333	0-0	.000	4-9	.444	2	2	4	3.9	4	5	2	0	3	14	15.0	
Totals			28	880	146-336	.435	5-20	.250	138-193	.715	24	89	113	3.9	52	88	88	2	56	435	15.0

Career Statistics

Season	gp-gs	min/avg	Total		3-Point		F-Throws		Rebounds				Scoring							
			fg-fga	pct	fg-fga	pct	ft-fga	pct	off	def	tot	avg	pf	fo	ast	to	blk	stl	pts	avg
2007-08	33-33	808/24.5	116-264	.439	10-30	.333	74-106	.698	17	72	89	2.7	69	2	80	72	2	45	316	9.6
2008-09	8-7	180/22.5	18-57	.316	0-8	.000	11-17	.647	4	15	19	2.4	12	0	24	14	0	11	47	5.9
2009-10	29-28	880/30.3	146-336	.435	5-20	.250	138-193	.715	24	89	113	3.9	52	0	88	88	2	56	435	15.0
TOTAL	70-68	1868/26.7	280-657	.426	15-58	.259	223-316	.706	45	176	221	3.2	133	2	192	174	4	112	798	11.4





Judy Jones | Sophomore | Guard/Forward | 5-9 | Monroe, La. | Wossman HS

Career Highs

- Points 26, vs. Sam Houston State (02/03/10)
- Field Goals Made 9, vs. Texas A&M-Corpus Christi (02/17/10)
- Field Goals Attempted 20, vs. Texas A&M-Corpus Christi (02/17/10)
- 3-point Field Goals Made None
- 3-point Field Goals Attempted 2, at Texas (11/13/09)
- Free Throws Made 10, vs. Sam Houston State (02/03/10)
- Free Throws Attempted 14, vs. Sam Houston State (02/03/10)
- Rebounds 13, at Rice (01/04/10)
- Assists 7, twice (last at Lamar, 01/30/10)
- Steals 5, vs. Houston (12/07/09)
- Blocks 3, twice (last vs. Sam Houston State, 02/03/10)
- Minutes 41, at Sam Houston State (02/20/10)

As a Freshman (2009-10)

Appeared in 28 games, with 12 starts, and averaged 10.6 points and 6.8 rebounds per game on her way to being named second-team All-Southland ... recorded five double-doubles on the season, second most on the team ... poured in a career high 26 points and set career highs with 10 free throws made on 14 attempts against Sam Houston State (Feb. 2) ... dished out a season-best seven assists against Charleston Southern (Nov. 20) and Lamar (Jan. 30) ... ranked fifth among conference players with 1.0 blocks per game ... recorded a season-high 13 rebounds at Rice (Jan. 4).

High School

A two-sport athlete ... was tabbed Monroe News-Star's Northeast Player of the Year and the Paul Martin Award winner in 2009 ... named second-team all-state as a senior and also was a three-time first-team all-district

honoree ... averaged a team-best 18 points, 12 rebounds and five assists per game in 2008-09 ... District 1-3A MVP in 2008 and 2009 ... led her team to three district championships in three of her four years in high school ... won medals in the LHSAA 400m and high jump and also placed second in the long jump ... was Region 1-3A 400M, long jump and high jump champion ... was also runner-up at regionals in the 200m ... captured gold at the LHSAA, Region 1-3A and District 1-3A in the 400m, long jump and high jump in 2008.

Personal

Born on Oct. 13, 1990 ... is the daughter of Eric Hall and Chiquita Jones ... has three brothers, Deatrice, Kuzshua and Tarvish and one sister, LaTorsha ... majoring in kinesiology and plans on being a coach after graduation.



Jones' 2009-10 Game-by-Game Statistics

Opponent	Date	gs	min	Total		3-Pointers		Free throws		Rebounds				pf	a	t/o	blk	stl	pts	avg	
				fg-fga	pct	3fg-fga	pct	ft-fa	pct	off	def	tot	avg								
at Texas	11/13/09	*	24	3-12	.250	0-2	.000	0-0	.000	2	7	9	9.0	1	2	8	1	1	6	6.0	
SCHREINER	11/15/09	*	27	8-15	.533	0-0	.000	4-5	.800	2	7	9	9.0	3	1	5	1	1	20	13.0	
at Charleston Southern	11/20/09	*	26	6-14	.429	0-1	.000	3-8	.375	0	8	8	8.7	4	7	5	1	4	15	13.7	
at College of Charleston	11/21/09	*	35	5-19	.263	0-1	.000	3-8	.375	4	4	8	8.5	3	0	2	2	2	13	13.5	
NAVY	11/27/09	*	32	3-12	.250	0-0	.000	6-11	.545	5	7	12	9.2	2	5	4	2	1	12	13.2	
JACKSONVILLE STATE	11/28/09	*	19	0-3	.000	0-0	.000	1-2	.500	1	1	2	8.0	4	5	1	0	1	1	11.2	
HOUSTON	12/07/09	*	20	0-8	.000	0-0	.000	1-2	.500	0	2	2	7.1	2	3	2	1	5	1	9.7	
vs Florida State	12/19/09		23	3-8	.375	0-0	.000	3-7	.429	3	3	6	7.0	0	1	2	0	2	9	9.6	
vs Arkansas	12/20/09		26	2-9	.222	0-1	.000	1-6	.167	1	8	9	7.2	1	0	3	0	0	5	9.1	
vs Kansas State	12/21/09		11	0-2	.000	0-0	.000	0-0	.000	0	2	2	6.7	1	1	4	0	0	0	8.2	
MAINE	12/29/09		19	2-5	.400	0-0	.000	1-5	.200	2	2	4	6.5	3	1	1	1	1	5	7.9	
LOUISIANA TECH	12/30/09		26	1-7	.143	0-0	.000	2-6	.333	2	6	8	6.6	3	0	1	0	2	4	7.6	
at Rice	01/04/10		30	7-19	.368	0-0	.000	1-5	.200	4	9	13	7.1	4	1	4	1	2	15	8.2	
MCNEESE STATE	01/09/10		22	6-8	.750	0-0	.000	4-9	.444	1	5	6	7.0	3	3	4	0	1	16	8.7	
at Nicholls	01/13/10		23	5-8	.625	0-0	.000	5-8	.625	0	8	8	7.1	4	2	6	0	1	15	9.1	
UT ARLINGTON	01/16/10		21	2-5	.400	0-1	.000	6-9	.667	0	5	5	6.9	3	0	3	1	1	10	9.2	
at A&M-Corpus Christi	01/23/10	*	39	4-12	.333	0-0	.000	4-8	.500	4	8	12	7.2	4	3	7	3	4	12	9.4	
TEXAS STATE	01/27/10	*	19	5-8	.625	0-0	.000	4-11	.364	1	5	6	7.2	4	2	5	2	1	14	9.6	
at Lamar	01/30/10	*	24	7-11	.636	0-1	.000	2-2	1.000	2	6	8	7.2	2	7	4	1	1	16	9.9	
SAM HOUSTON STATE	02/03/10		22	8-14	.571	0-0	.000	10-14	.714	3	1	4	7.1	2	3	0	3	1	26	10.8	
at Southeastern La.	02/06/10		14	1-6	.167	0-0	.000	0-0	.000	1	2	3	6.9	0	1	3	2	0	2	10.3	
CENTRAL ARKANSAS	02/10/10		22	4-14	.286	0-0	.000	5-5	1.000	4	4	8	6.9	2	1	2	2	2	13	10.5	
at UT Arlington	02/13/10		18	5-11	.455	0-0	.000	1-3	.333	3	6	9	7.0	5	0	6	0	2	11	10.5	
A&M-CORPUS CHRISTI	02/17/10	*	39	9-20	.450	0-0	.000	5-7	.714	5	5	10	7.1	4	4	9	1	3	23	11.0	
at Sam Houston State	02/20/10	*	41	5-15	.333	0-0	.000	6-10	.600	4	8	12	7.3	5	5	7	0	0	16	11.2	
at Northwestern State	02/24/10		10	1-3	.333	0-1	.000	1-2	.500	0	1	1	7.1	1	0	3	1	1	3	10.9	
STEPHEN F. AUSTIN	03/06/10		9	1-2	.500	0-0	.000	0-0	.000	0	0	0	6.8	0	0	4	1	0	2	10.6	
vs UT Arlington	03/09/10		25	3-10	.300	0-0	.000	7-8	.875	2	4	6	6.8	5	0	3	0	2	13	10.6	
Totals			12	666	106-280	.379	0-8	.000	86-161	.534	56	134	190	6.8	75	58	108	27	42	298	10.6

Career Statistics

Season	gp-gs	min/avg	Total		3-Point		F-Throws		Rebounds				Scoring							
			fg-fga	pct	fg-fga	pct	ft-fa	pct	off	def	tot	avg	pf	fo	ast	to	blk	stl	pts	avg
2009-10	28-12	666/23.8	106-280	.379	0-8	.000	86-161	.534	56	134	190	6.8	75	3	58	108	27	42	298	10.6
TOTAL	28-12	666/23.8	106-280	.379	0-8	.000	86-161	.534	56	134	190	6.8	75	3	58	108	27	42	298	10.6





Jermini Malone | Sophomore | Guard | 5-2 | Saline, La. | Saline HS

Career Highs

- Points	16, vs. Texas State (01/27/10)
- Field Goals Made	6, vs. Texas State (01/27/10)
- Field Goals Attempted	13, vs. Houston (12/07/09)
- 3-point Field Goals Made	3, twice (last vs. Texas State, 01/27/10)
- 3-point Field Goals Attempted	7, vs. Houston (12/07/09)
- Free Throws Made	4, vs. Schreiner (11/15/09)
- Free Throws Attempted	8, vs. Schreiner (11/15/09)
- Rebounds	3, vs. Houston (12/07/09)
- Assists	7, at Charleston Southern (11/10/09)
- Steals	5, vs. Houston (12/07/09)
- Blocks	None
- Minutes	40, vs. Texas State (01/27/10)

As a Freshman (2009-10)

Played in 24 games with two starts ... averaged 3.8 points and 1.0 rebounds ... scored nine points at No. 12 Texas in her first collegiate action ... in her first career start, played 40 minutes and scored a career-high 16 points in a win against Texas State (Jan. 27) ... posted career highs with seven assists at Charleston Southern (Nov. 20) and five steals against Houston (Dec. 7) ... her 15 3-pointers made ranked fourth on the team.

High School

Led Saline High School to its first state championship and an overall record of 43-1 last season ... member of the varsity team since the eighth grade and was a five-time first-team all-district honoree ... was selected district MVP three

times, including back-to-back years in 2007-08 and 2008-09 ... averaged 15.0 points and 7.0 assists per game last season and capped off her high school career as the Class C MVP and a first-team all-state selection ... was named first-team all-area in 2008 and 2009 by shreveporttimes.com ... also selected to the Louisiana Sports Writers Association's first team as a senior.

Personal

Born on Dec. 20, 1990 ... is the daughter of Margo Malone ... has one brother, Jamaal, and two sisters, Victoria and Sincerely ... majoring in kinesiology and plans on being a coach after graduation.



Malone's 2009-10 Game-by-Game Statistics

Opponent	Date	gs	min	Total		3-Pointers		Free throws		Rebounds				pf	a	t/o	blk	stl	pts	avg
				fg-fga	pct	3fg-fga	pct	ft-fa	pct	off	def	tot	avg							
at Texas	11/13/09		11	3-7	.429	3-5	.600	0-0	.000	1	0	1	1.0	0	1	1	0	0	9	9.0
SCHREINER	11/15/09		27	2-5	.400	1-4	.250	4-8	.500	0	1	1	1.0	2	0	1	0	2	9	9.0
at Charleston Southern	11/20/09		29	1-2	.500	0-1	.000	0-0	.000	0	2	2	1.3	2	2	2	0	0	2	6.7
at College of Charleston	11/21/09		7	0-0	.000	0-0	.000	0-0	.000	0	0	0	1.0	0	0	0	0	0	0	5.0
NAVY	11/27/09		19	2-5	.400	2-4	.500	0-0	.000	0	2	2	1.2	1	1	0	0	0	6	5.2
JACKSONVILLE STATE	11/28/09		25	5-8	.625	2-4	.500	0-0	.000	0	1	1	1.2	1	3	1	0	2	12	6.3
HOUSTON	12/07/09		29	3-13	.231	0-7	.000	0-0	.000	0	3	3	1.4	1	1	2	0	1	6	6.3
vs Florida State	12/19/09		23	1-6	.167	1-5	.200	0-0	.000	0	2	2	1.5	2	1	0	0	1	3	5.9
vs Arkansas	12/20/09		19	3-5	.600	0-1	.000	3-3	1.000	0	0	0	1.3	0	3	5	0	0	9	6.2
vs Kansas State	12/21/09		4	0-0	.000	0-0	.000	0-0	.000	0	1	1	1.3	0	0	0	0	0	0	5.6
MAINE	12/29/09		12	0-5	.000	0-1	.000	0-0	.000	0	2	2	1.4	0	3	0	0	0	0	5.1
LOUISIANA TECH	12/30/09		4	0-2	.000	0-0	.000	0-0	.000	0	0	0	1.3	0	0	0	0	0	0	4.7
at Rice	01/04/10		17	1-5	.200	0-3	.000	0-0	.000	0	1	1	1.2	1	1	0	0	1	2	4.5
MCNEESE STATE	01/09/10		11	0-3	.000	0-2	.000	0-0	.000	0	1	1	1.2	1	1	0	0	0	0	4.1
at Nicholls	01/13/10		9	1-4	.250	1-1	1.000	0-1	.000	0	0	0	1.1	0	0	0	0	1	3	4.1
UT ARLINGTON	01/16/10		7	0-3	.000	0-2	.000	1-2	.500	0	0	0	1.1	0	0	2	0	0	1	3.9
at A&M-Corpus Christi	01/23/10		19	0-5	.000	0-5	.000	3-3	1.000	1	0	1	1.1	1	0	2	0	1	3	3.8
TEXAS STATE	01/27/10	*	40	6-8	.750	3-3	1.000	1-2	.500	0	2	2	1.1	0	3	2	0	1	16	4.5
at Lamar	01/30/10	*	21	2-5	.400	2-3	.667	0-0	.000	1	1	2	1.2	1	1	1	0	1	6	4.6
SAM HOUSTON STATE	02/03/10		16	1-5	.200	0-1	.000	1-3	.333	1	1	2	1.2	0	0	0	0	0	3	4.5
at Southeastern La.	02/06/10		8	1-3	.333	0-1	.000	0-0	.000	0	0	0	1.1	0	1	0	0	0	2	4.4
CENTRAL ARKANSAS	02/10/10		2	0-2	.000	0-1	.000	0-0	.000	0	0	0	1.1	0	0	0	0	0	0	4.2
at UT Arlington	02/13/10		4	0-0	.000	0-0	.000	0-0	.000	0	0	0	1.0	0	1	0	0	0	0	4.0
vs UT Arlington	03/09/10		4	0-2	.000	0-2	.000	0-2	.000	0	0	0	1.0	0	0	0	0	0	0	3.8
Totals		2	367	32-103	.311	15-56	.268	13-24	.542	4	20	24	1.0	13	23	19	0	11	92	3.8

Career Statistics

Season	gp-gs	min/avg	Total		3-Point		F-Throws		Rebounds				Scoring							
			fg-fga	pct	fg-fga	pct	ft-fa	pct	off	def	tot	avg	pf	fo	ast	to	blk	stl	pts	avg
2009-10	24-2	367/15.3	32-103	.311	15-56	.268	13-24	.542	4	20	24	1.0	13	0	23	19	0	11	92	3.8
TOTAL	24-2	367/15.3	32-103	.311	15-56	.268	13-24	.542	4	20	24	1.0	13	0	23	19	0	11	92	3.8





Whitney Wright | Sophomore | Center | 6-3 | Springer, Okla. | Healdton HS

Career-Highs

- **Points**
15, vs. Southeastern Louisiana (02/06/10)
- **Field Goals Made**
6, vs. Southeastern Louisiana (02/06/10)
- **Field Goals Attempted**
9, twice (last at Southeastern Louisiana, 02/06/10)
- **3-point Field Goals Made**
2, twice (last vs. Texas State, 01/27/10)
- **3-point Field Goals Attempted**
4, vs. Texas State (01/27/10)
- **Free Throws Made**
4, three times (last at Texas State, 03/03/10)
- **Free Throws Attempted**
5, vs. Florida State (12/19/09)
- **Rebounds**
8, at Texas State (03/03/10)
- **Assists**
2, vs. Sam Houston State (02/03/10)
- **Steals**
2, four times (last vs. Sam Houston State, 02/03/10)
- **Blocks**
2, twice (last vs. Texas State, 01/27/10)
- **Minutes**
23, vs. Sam Houston State (02/03/10)

As a Freshman (2009-10)

Played in 28 games off the bench ... averaged 4.8 points and 2.8 rebounds per game ... shot 41-percent from the field ... ranked fifth on the team with 11 blocks ... set a career high with 15 points on 6-of-9 shooting from the floor in 21 minutes at Southeastern Louisiana (Feb. 6) ... scored 10 points in a career high 23 minutes against Sam Houston State (Feb. 3).

High School

A McDonald's All-America candidate in 2008-09 ... led her team to a pair of district titles in 2008 and 2009 ... scored 17 points and grabbed five rebounds per game as a senior ... guided her squad to a 2-A Area championship

in 2009 ... helped her team post a 22-6 record and a trip to the area semifinals in 2008 ... averaged a double-double with 17.0 points and 10.0 rebounds per game as a senior ... a four-time all-conference and all-area honoree ... named to the OGBCA All-Star team and led them in scoring in her appearance in 2009.

Personal

Born on Sept. 8, 1990 ... is the daughter of Keith and Twona Wright ... has one brother, Keith, and two sisters, Rihanna and Hope ... majoring in kinesiology and plans to be a physical therapist after graduation.



Wright's 2009-10 Game-by-Game Statistics

Opponent	Date	gs	min	Total		3-Pointers		Free throws		Rebounds				pf	a	t/o	blk	stl	pts	avg
				fg-fga	pct	3fg-fga	pct	ft-fa	pct	off	def	tot	avg							
at Texas	11/13/09		16	1-2	.500	0-0	.000	3-4	.750	2	0	2	2.0	3	0	0	0	0	5	5.0
SCHREINER	11/15/09		11	3-5	.600	0-1	.000	2-4	.500	2	2	4	3.0	2	0	1	0	1	8	6.5
at Charleston Southern	11/20/09		14	2-2	1.000	0-0	.000	1-2	.500	2	4	6	4.0	3	0	0	1	1	5	6.0
at College of Charleston	11/21/09		11	0-4	.000	0-0	.000	0-0	.000	1	0	1	3.3	2	0	0	0	0	0	4.5
NAVY	11/27/09		13	2-2	1.000	2-2	1.000	4-4	1.000	0	0	0	2.6	4	0	2	1	2	10	5.6
JACKSONVILLE STATE	11/28/09		12	1-1	1.000	0-0	.000	0-0	.000	1	5	6	3.2	4	0	4	0	0	2	5.0
vs Florida State	12/19/09		13	3-7	.429	0-0	.000	3-5	.600	2	1	3	3.1	4	0	2	0	2	9	5.6
vs Arkansas	12/20/09		16	0-2	.000	0-0	.000	4-4	1.000	2	1	3	3.1	1	0	1	0	1	4	5.4
vs Kansas State	12/21/09		9	2-3	.667	0-0	.000	0-0	.000	1	2	3	3.1	3	0	1	0	1	4	5.2
MAINE	12/29/09		7	1-2	.500	0-0	.000	1-5	.200	0	5	5	3.3	4	0	1	0	0	3	5.0
LOUISIANA TECH	12/30/09		14	0-1	.000	0-1	.000	2-2	1.000	0	2	2	3.2	5	0	0	0	2	2	4.7
at Rice	01/04/10		10	1-4	.250	0-0	.000	1-2	.500	0	0	0	2.9	3	0	0	0	1	3	4.6
MCNEESE STATE	01/09/10		5	1-1	1.000	1-1	1.000	0-0	.000	0	1	1	2.8	2	0	0	0	0	3	4.5
at Nicholls	01/13/10		13	0-0	.000	0-0	.000	0-0	.000	0	0	0	2.6	2	0	0	0	1	0	4.1
UT ARLINGTON	01/16/10		15	2-3	.667	1-1	1.000	1-2	.500	0	3	3	2.6	5	0	1	2	0	6	4.3
at A&M-Corpus Christi	01/23/10		17	3-7	.429	0-2	.000	1-2	.500	1	0	1	2.5	3	0	0	0	1	7	4.4
TEXAS STATE	01/27/10		22	5-8	.625	2-4	.500	1-3	.333	1	2	3	2.5	4	1	4	2	0	13	4.9
at Lamar	01/30/10		15	1-5	.200	0-4	.000	0-0	.000	0	3	3	2.6	3	0	2	1	0	2	4.8
SAM HOUSTON STATE	02/03/10		23	4-9	.444	0-0	.000	2-3	.667	2	1	3	2.6	1	2	1	0	2	10	5.1
at Southeastern La.	02/06/10		21	6-9	.667	1-1	1.000	2-3	.667	2	4	6	2.8	3	0	2	1	0	15	5.6
CENTRAL ARKANSAS	02/10/10		13	0-3	.000	0-2	.000	0-0	.000	2	4	6	2.9	2	0	1	0	0	0	5.3
at UT Arlington	02/13/10		12	1-5	.200	0-2	.000	0-0	.000	1	1	2	2.9	3	0	0	0	0	2	5.1
A&M-CORPUS CHRISTI	02/17/10		11	1-3	.333	1-3	.333	0-0	.000	0	1	1	2.8	3	0	1	0	0	3	5.0
at Sam Houston State	02/20/10		13	2-6	.333	0-0	.000	0-2	.000	3	0	3	2.8	3	0	1	1	0	4	5.0
at Northwestern State	02/24/10		6	0-1	.000	0-1	.000	0-0	.000	0	2	2	2.8	1	0	0	0	0	0	4.8
LAMAR	02/27/10		12	2-5	.400	0-2	.000	1-1	1.000	0	1	1	2.7	3	0	0	1	1	5	4.8
at Texas State	03/03/10		21	2-9	.222	0-2	.000	4-6	.667	3	5	8	2.9	3	1	0	1	0	8	4.9
vs UT Arlington	03/09/10		6	0-2	.000	0-0	.000	0-2	.000	1	0	1	2.8	2	0	1	0	1	0	4.8
Totals		0	371	46-111	.414	8-29	.276	33-56	.589	29	50	79	2.8	81	4	26	11	17	133	4.8

Career Statistics

Season	gp-gs	min/avg	Total		3-Point		F-Throws		Rebounds				Scoring							
			fg-fga	pct	fg-fga	pct	ft-fa	pct	off	def	tot	avg	pf	fo	ast	to	blk	stl	pts	avg
2009-10	28-0	371/13.3	46-111	.414	8-29	.276	33-56	.589	29	50	79	2.8	81	2	4	26	11	17	133	4.8
TOTAL	28-0	371/13.3	46-111	.414	8-29	.276	33-56	.589	29	50	79	2.8	81	2	4	26	11	17	133	4.8





Corrie Forcier | Sophomore | Center | 6-5 | Richardson, Texas | Pearce HS

Career Highs

- Points
7, vs. Stephen F. Austin (03/06/10)
- Field Goals Made
3, vs. Stephen F. Austin (03/06/10)
- Field Goals Attempted
3, twice (last vs. Stephen F. Austin (03/06/10))
- 3-point Field Goals Made
None
- 3-point Field Goals Attempted
None
- Free Throws Made
1, vs. Stephen F. Austin (03/06/10)
- Free Throws Attempted
2, vs. Stephen F. Austin (03/06/10)
- Rebounds
3, vs. Schreiner (11/15/09)
- Assists
None
- Steals
None
- Blocks
1, vs. Schreiner (11/15/09)
- Minutes
10, vs. Schreiner (11/15/09)

As a Freshman (2009-10)

Played in seven games off the bench ... averaged 1.9 points and 1.0 rebounds per game ... hit six of her seven field goals attempted ... had a career-high seven points, including a career-high three field goals, against Stephen F. Austin.

High School

Led her team in scoring with 14.7 points per game, while grabbing 4.7 rebounds per contest as a senior ... a two-time first-team District 10-4A honoree ... also garnered second-team all-district accolades during the 2006-07 season ... was honorable mention all-district in 2006 ... listed on the TexasGirlsBasketball.com Top 100 players to watch ... guided her squad to its first playoff appearance since 1994 in 2007.

Personal

Born April 26, 1991 ... is the daughter of Mark and Signe Forcier ... has one brother, David ... majoring in community health and plans on being a registered nurse after graduation.





Forcier's 2009-10 Game-by-Game Statistics

Opponent	Date	gs	min	Total		3-Pointers		Free throws		Rebounds				pf	a	t/o	blk	stl	pts	avg
				fg-fga	pct	3fg-fga	pct	ft-fta	pct	off	def	tot	avg							
at Texas	11/13/09		6	0-0	.000	0-0	.000	0-0	.000	0	1	1	1.0	2	0	0	0	0	0	0.0
SCHREINER	11/15/09		10	2-3	.667	0-0	.000	0-0	.000	2	1	3	2.0	1	0	0	1	0	4	2.0
at College of Charleston	11/21/09		6	0-0	.000	0-0	.000	0-0	.000	0	1	1	1.7	0	0	0	0	0	0	1.3
JACKSONVILLE STATE	11/28/09		2	0-0	.000	0-0	.000	0-0	.000	0	1	1	1.5	1	0	0	0	0	0	1.0
vs Florida State	12/19/09		2	0-0	.000	0-0	.000	0-0	.000	0	0	0	1.2	2	0	1	1	0	0	0.8
SAM HOUSTON STATE	02/03/10		2	1-1	1.000	0-0	.000	0-0	.000	1	0	1	1.2	0	0	0	0	0	2	1.0
STEPHEN F. AUSTIN	03/06/10		4	3-3	1.000	0-0	.000	1-2	.500	0	0	0	1.0	0	0	0	0	0	7	1.9
Totals		0	32	6-7	.857	0-0	.000	1-2	.500	3	4	7	1.0	6	0	1	2	0	13	1.9

Career Statistics

Season	gp-gs	min/avg	Total		3-Point		F-Throws		Rebounds				Scoring							
			fg-fga	pct	fg-fga	pct	ft-fta	pct	off	def	tot	avg	pf	fo	ast	to	blk	stl	pts	avg
2009-10	7-0	32/4.6	6-7	.857	0-0	.000	1-2	.500	3	4	7	1.0	6	0	0	1	2	0	13	1.9
TOTAL	7-0	32/4.6	6-7	.857	0-0	.000	1-2	.500	3	4	7	1.0	6	0	0	1	2	0	13	1.9





Cori Cooper | Sophomore | Forward | 6-1 | Copperas Cove, Texas | Copperas Cove HS

Career Highs

- Points	21, vs. Nicholls (01/14/09)
- Field Goals Made	7, vs. Nicholls (01/14/09)
- Field Goals Attempted	9, vs. Nicholls (01/14/09)
- 3-point Field Goals Made	None
- 3-point Field Goals Attempted	None
- Free Throws Made	7, twice (last vs. Nicholls, 01/14/09)
- Free Throws Attempted	11, vs. Nicholls (01/14/09)
- Rebounds	9, vs. Nicholls (01/14/09)
- Assists	1, vs. Nicholls (01/14/09)
- Steals	2, vs. Nicholls (01/14/09)
- Blocks	2, vs. Nicholls (01/14/09)
- Minutes	18, vs. Nicholls (01/14/09)

As a Freshman (2008-09)

Appeared in 14 games and collected 39 points and 22 rebounds ... grabbed five rebounds in the season opener against Texas A&M International on Nov. 14 ... scored nine points on 7-of-9 shooting from the free throw line versus Huston-Tillotson on Dec. 6 ... tallied a career high 21 points and nine rebounds against Nicholls on Jan. 14.

High School

Averaged a double-double with 15 points and 10.6 rebounds per game as a senior at Copperas Cove High School ... was named District 16-4A Offensive Player of the Year and earned first-team all-district honors ... named offensive Most Valuable Player and top rebounder during the

2007-08 season ...collected district honorable mention accolades in 2006-07 ... led the Bulldogs to the area finals in 2008 ... also was named to the Region III-4A Texas Association of Basketball Coaches squad ... also a TABC all-academic honoree.

Personal

Born on March 12, 1990, in Helena, Ark. ... daughter of Floyd and Shanta Hall and James Cooper and Angela Jackson ... has one brother, Anthony, and three sisters, Quanetta, Jasmine and Jonetta ... majoring in criminal justice and plans to be a lawyer after graduation.



Cooper's 2008-09 Game-by-Game Statistics

Opponent	Date	gs	min	Total		3-Pointers		Free throws		Rebounds				pf	a	t/o	blk	stl	pts	avg	
				fg-fga	pct	3fg-fga	pct	ft-fa	pct	off	def	tot	avg								
TEXAS A&M INTERNATIO	11/14/08		6	0-2	.000	0-0	.000	1-2	.500	2	3	5	5.0	1	0	1	0	0	1	1.0	
at Kansas State	11/23/08		6	0-0	.000	0-0	.000	0-0	.000	0	0	0	2.5	3	0	0	0	0	0	0.5	
NORTH TEXAS	11/28/08		1	0-1	.000	0-0	.000	0-0	.000	0	0	0	1.7	0	0	0	0	0	0	0.3	
HUSTON-TILLOTSON	12/06/08		11	1-1	1.000	0-0	.000	7-8	.875	1	1	2	1.8	3	0	1	0	0	9	2.5	
RICE	01/03/09		6	0-4	.000	0-0	.000	0-0	.000	2	0	2	1.8	0	0	0	0	0	0	2.0	
NICHOLLS	01/14/09		18	7-9	.778	0-0	.000	7-11	.636	6	3	9	3.0	1	1	4	2	2	21	5.2	
A&M-CORPUS CHRISTI	01/24/09		6	1-2	.500	0-0	.000	0-0	.000	0	1	1	2.7	0	0	0	0	0	2	4.7	
at Texas State	01/28/09		2	0-1	.000	0-0	.000	0-0	.000	1	0	1	2.5	0	0	0	0	0	0	4.1	
at Sam Houston State	02/04/09		3	1-2	.500	0-0	.000	0-0	.000	1	0	1	2.3	0	0	1	0	0	2	3.9	
at Central Arkansas	02/11/09		3	0-0	.000	0-0	.000	0-0	.000	0	0	0	2.1	0	0	0	0	0	0	3.5	
SAM HOUSTON STATE	02/21/09		4	0-1	.000	0-0	.000	0-0	.000	1	0	1	2.0	2	0	0	0	0	0	3.2	
at Lamar	02/28/09		7	1-2	.500	0-0	.000	0-0	.000	0	0	0	1.8	2	0	0	0	1	2	3.1	
vs McNeese State	03/11/09		2	1-1	1.000	0-0	.000	0-0	.000	0	0	0	1.7	0	0	0	0	0	2	3.0	
vs Baylor	03/22/09		0	0-0	.000	0-0	.000	0-0	.000	0	0	0	1.6	0	0	0	0	0	0	2.8	
Totals			0	75	12-26	.462	0-0	.000	15-21	.714	14	8	22	1.6	12	1	7	2	3	39	2.8

Career Statistics

Season	gp-gs	min/avg	Total		3-Point		F-Throws		Rebounds				Scoring							
			fg-fga	pct	fg-fga	pct	ft-fa	pct	off	def	tot	avg	pf	fo	ast	to	blk	stl	pts	avg
2008-09	14-0	75/5.4	12-26	.462	0-0	.000	15-21	.714	14	8	22	1.6	12	0	1	7	2	3	39	2.8
TOTAL	14-0	75/5.4	12-26	.462	0-0	.000	15-21	.714	14	8	22	1.6	12	0	1	7	2	3	39	2.8





22

Ashley Gardner
G/F | 6-0 | Junior
Little Rock, Ark.
Arkansas Baptist/
North Little Rock HS

Prior to UTSA

Led Arkansas Baptist College to a 22-7 record and the NJCAA Region II finals in 2009-10 ... played in 29 games and averaged 16.7 points and 7.7 rebounds per game,

which ranked second on the team ... led the Buffaloes with a 45.1 3-point percentage and recorded the second-best shooting percentage on the team (48.3) ... finished the season ranking in the NJCAA top-50 in scoring and was named Most Valuable Player of the Historically Black College Classic ... in 2008-09, she appeared in 10 games at Paris Junior College and averaged 7.5 points and 3.8 rebounds per game.

Personal

Born on Oct. 19, 1989, in Little Rock, Ark. ... daughter of Derrick and Jodi Gardner ... has four brothers, Jordan, Caleb, Derrick and Christian, and three sisters, Derricka, Keisha and Kyla ... her brother, Jordan, plays basketball at Central Arkansas ... majoring in kinesiology.



30

Ijeoma Waturuocha
G/F | 5-9 | Junior
Houston, Texas
Westbury Christian HS

Prior to UTSA

Was a starter all four years at Wesbury Christian Academy from 2003-07 ... helped lead the Wildcats to the state tournament all four years ... named first-team all-state and all-district ... was chosen for the Texas All-Star game ... also an accomplished track athlete as she collected state championships in the 100m, 200m and 4x100m relay.

Personal

Born on April 28, 1989 in Houston ... daughter of Ambrose and Philomine Waturuocha ... has two sisters, Jennifer and Ugochi, and one brother, Chidi ... majoring in biology with a minor in psychology.



34

Lyndi Thorman
F | 6-3 | Sophomore
Macomb, Ill.
Western Illinois/
Macomb HS

Prior to UTSA

Appeared in all 30 games and made four starts as a freshman ... averaged 4.9 points and 3.4 rebounds per game ... one of three players to record over 100 points and 100 rebounds

on the season ... shot 40.7 percent (59-of-145) from the floor... led the team with 23 blocked shots, which tied her for sixth in a single season ... blocked 17 shots during Summit League play, placing her 11th in the conference ... recorded a double-double in the 76-52 win over Centenary with 16 points and 10 rebounds ... reached double-digits in points on four different occasions ... awarded with the team's Block Party Award.

Personal

Daughter of Gene and Sue Thorman ... born Jan. 10, 1990 ... has one sister, Leigh ... majoring in criminal justice with a minor in psychology.



UTSA Staff





Rae Rippetoe-Blair | Head Coach | 11th Season | Oklahoma State '85

A three-time Southland Conference Coach of the Year, Rae Rippetoe-Blair enters her 11th season at UTSA. During her 10 seasons at the helm, Rippetoe-Blair has established herself as one of the brightest minds in the Southland Conference. The Ardmore, Okla., native has guided the Roadrunners to a pair of NCAA appearances (2008 and 2009), back-to-back Southland Conference Tournament Championships (2008 and 2009), two Southland Regular Season Titles (2003 and 2009) and consecutive 20-win seasons (2008 and 2009), including a school-record 24 wins in 2009. She also received the 2009 Texas Association Basketball of Coaches (TABC) Coach of the Year plaque.

Since her hiring in 2000, she has transformed the Roadrunners into one of the top programs in the Southland. Rippetoe-Blair has led UTSA to 10 consecutive Southland Tournament appearances, including four trips to the conference finals (2003, '06, '08 and '09). During the 2004-05 season, she became the winningest basketball coach in UTSA history. She currently owns 176 wins, is the only women's coach with more than 150 career victories at UTSA and her .589 winning percentage is second-best in school annals. The Roadrunners have posted the most Southland wins (121) and the second-best winning percentage (.703) in the league since 2001. Her 121 league victories is tops among active conference coaches and ranks second all-time in the circuit.

Rippetoe-Blair has mentored several outstanding student-athletes during her time at UTSA, including 2008-09 All-America candidate, Southland Conference Player of the Year and the league's Defensive Player of the Year Monica Gibbs, who is currently playing overseas (Amicale Steesel). She has coached four Southland Newcomer of the Year winners (Nikki Hendrix/2002, Dewella Holiday/2003, Vivian Ewalefo/2006 and Onika Anderson/2008), two Freshmen of the Year recipients (Richelle Parks/2005

and Monica Gibbs/2006), 22 All-Southland selections, including seven first-teamers, two Student-Athletes of the Year (Nicole Dunson/2005 and Ryba Pawlaczyk/2009), three Southland All-Academic selections and a pair of *ESPN The Magazine*/CoSIDA Academic All-District honorees.

Rippetoe-Blair has a record of 176-123 at UTSA, with an overall mark of 283-167 in 16 full seasons as a head coach. The Roadrunners have averaged 17.6 wins per season during her tenure.



THE RIPPETOE-BLAIR FILE

PERSONAL

BORN: MAY 21, 1962

EDUCATION

COLLEGE: B.S., OKLAHOMA STATE, 1985;
M.S. PHILLIPS (OKLA.), 1988

PLAYING EXPERIENCE

OKLAHOMA STATE 1980-84

COACHING BACKGROUND

HEAD COACH, UTSA (2000-PRESENT)
ASSISTANT COACH, OKLAHOMA STATE (1992-2000)
HEAD COACH, PHILLIPS (1987-92)
ASSISTANT COACH, SOUTHERN NAZARENE (1985-87)

YEAR-BY-YEAR RECORD

PHILLIPS (1987-92)

1987-88	15-11
1988-89	18-11
1989-90	29-7
1990-91	23-8
1991-92	22-7

RECORD _____ **107-44 (.708)**

UTSA (2000-Present)

YEAR	OVERALL	CONFERENCE
2000-01	16-13	13-7
2001-02	16-12	15-5
2002-03	18-11	17-3
2003-04	15-14	10-6
2004-05	16-12	10-6
2005-06	18-12	11-5
2006-07	14-16	9-7
2007-08	23-10	12-4
2008-09	24-9	14-2
2009-10	16-14	10-6

RECORD _____ **176-123 (.589)** _____ **121-51 (.703)**

TOTAL RECORD _____ **283-167 (.622)**

A run for a third consecutive conference championship and a trip back to the NCAA's was going to be a challenge for Rippetoe-Blair. The departure of three starters (Onika Anderson, Monica Gibbs and Ryba Pawlaczyk) that contributed more than 70 percent of the offense and returning one starter (junior Amber Gregg) saw UTSA in the mist of a rebuilding year. However, the Roadrunners produced a 16-14 overall record and a third-place showing in the West Division standings with a 10-6 mark. The Roadrunners made their way to a 10th consecutive postseason appearance as a No. 4 seed and faced fifth-seeded UT Arlington. The Mavericks ended any hopes of a three-peat for the Runners with a 68-63 win in the opening-round of the Southland Tournament. Despite an up and down 2009-10 season, Rippetoe-Blair saw the resurgence of sophomore Whitney York, who missed most of the 2008-09 year due to injury, and the emergence of freshman Judy Jones and junior transfer Ashleigh Franklin. York and Jones enjoyed successful campaigns and their efforts did not go unnoticed as they were tabbed second-team All-Southland, while Franklin collected third-team all-league honors. The Roadrunners ended the year atop three defensive categories — scoring defense/61.8 points per game, lowest field goal percentage/37.2 percent and 3-point field goal percentage/28.8 percent.

After beginning the 2008-09 season 2-6, UTSA ended the year strong with the Southland Conference Regular Season and Tournament Championships and punched its

second ticket to the NCAA Tournament. The Roadrunners also set a school-record with 24 wins and posted a 14-2 conference mark, tying UT Arlington for first-place in the league, while Rippetoe-Blair picked up Southland Coach of the Year honors for the third time. She was also recognized as the 2009 TABC Coach of the Year. Meanwhile, three Roadrunners collected all-conference honors led by Monica Gibbs, who was named Southland Player of the Year and the circuit's Defensive Player of the Year. The Runners entered the league's tournament as the No. 2 seed and began defense of their postseason championship with a 71-52 win against No. 7 seed McNeese State in the quarterfinals. UTSA then escaped with a 58-47 win versus sixth-seeded Northwestern State in the semifinals before knocking off top seed UT Arlington, 74-63, in the finals to earn the automatic berth to the NCAA Tournament. The Roadrunners saw their season come to an end with an 87-82 overtime loss against second-seeded Baylor in first-round action in Lubbock. It was the first time in tournament history that a No. 15 seed took a second-seeded team into overtime.

The 2007-08 season was a year to remember for the Roadrunners, as they won their first-ever Southland Conference Tournament and made their first trip to the NCAA Tournament. UTSA won 23 games, which marked the first 20-win season since 1983-84. Overall, the Runners ended the season with a 23-10 mark and a 12-4 league record, which was good enough for second place in the conference standings. UTSA began tournament play as the third seed and made quick work of its first-round opponent Northwestern State, 80-56. The Roadrunners then got past UT Arlington in the semifinals, 77-67, and rounded out the tournament with a 65-56 win over No. 4 seed Lamar in the championship game. The Roadrunners' season came to an end as No. 2-seed Texas A&M defeated them in first-round action of the NCAA Tournament in Baton Rouge, La.

In 2006-07, the Roadrunners finished 14-16 overall and 9-7 in Southland play. Rippetoe-Blair collected her 100th UTSA career victory on Nov. 24 with a 77-67 win against Eastern Washington. UTSA finished its conference season in a three-way tie for fourth place and earned the No. 5 seed at the 2007 Southland Tournament. The Roadrunners pulled an upset win against Southeastern Louisiana in the first round before falling to top-seeded UT Arlington in the semifinals.

During the 2005-06 season, Rippetoe-Blair and the Roadrunners enjoyed a successful year with an 18-12 mark and a trip back to the Southland Tournament finals. The Runners finished third in the league with an 11-5 record and she recorded her 200th career win on Feb. 2 at Nicholls.

In her fifth season, Rippetoe-Blair mentored the Roadrunners to a 16-12 record along with 10 wins in Southland play in 2003-04. UTSA boasted the league's top defense, holding opponents to just 57.8 points per game.

Rippetoe-Blair's fourth season saw UTSA coming off its first-ever Southland Conference Championship, but would come up short in the postseason as Northwestern State handed the Runners a 82-71 loss in the semifinals. The Roadrunners registered a 15-14 record and a 10-6 mark in league play.

In her third season, Rippetoe-Blair led UTSA to the



program's first regular season Southland Championship with a 17-3 league ledger and an overall mark of 18-11 in 2002-03. Rippetoe-Blair was honored as the Southland Conference Coach of the Year. The honor was richly deserved after turning around a team that began the season 0-8, and upon entering Southland play, won 17 of 19 games, including a 13-game winning streak, 17 conference wins and 11 home court wins, all school records.

In 2000-01, Rippetoe-Blair received Southland Coach of the Year honors following a 13-7 league campaign and into the postseason.

Rippetoe-Blair's teams have been ranked among the best defensive teams in the country. UTSA was ranked in the top six nationally in scoring defense in 2002-03 and was second in the nation in her first two seasons (2000-01 and 2001-02).

While the immediate impact Blair had on the UTSA's program might be a surprise, the success should not be. A proven winner as a head coach at NAIA Phillips University and as an assistant at Oklahoma State, she has enjoyed continued success.

Rippetoe-Blair turned around a Phillips program with a 104-51 mark during her five seasons in Enid, Okla. She was named the Sooner Athletic Conference's 1989-90 Coach of the Year after a 29-7 record.

Prior to UTSA, Rippetoe-Blair was an assistant coach at her alma mater, Oklahoma State, for eight seasons. As a player, she left her mark to this day on the Cowgirls program, ranking in the top 20 in five categories.

As an assistant coach, she helped build Oklahoma State as one of the top programs in the Big Eight Conference and made valuable contacts among high school coaches. Her pipeline to Oklahoma has brought former Texas Tech recruit Nikki Hendrix, and former standouts Lacy Mingee and Katie Sandefur to San Antonio. Rippetoe-Blair continued to bring excellent recruits from the state of Oklahoma with the 2008-09 All-America candidate and Southland's Player of the Year and league's Defensive Player to the Year Monica Gibbs from Stillwater, Okla.

Rippetoe-Blair started her coaching career in 1985 as an assistant coach at Southern Nazarene in Bethany, Okla. She was at SNU for two seasons before moving to Phillips. After two rebuilding seasons at Phillips, Rippetoe-Blair coached three straight 20-win teams. Phillips went 29-7 in 1989-90, as Rippetoe-Blair earned conference coach of the year honors. In 1990-91, Phillips was 23-8 and 20-9 in her final season before returning to Oklahoma State.

As an Ardmore (Okla.) High School athlete, she ran on the 1980 state champion mile relay team, played on the 1980 Oklahoma-Texas All-Star team and was an all-state pick in track and basketball. She was the team's MVP in softball and was named the outstanding female Athlete of the Year for Ardmore High.

She and her husband, Craig, reside in Boerne, Texas.

Rippetoe-Blair's Achievements...

- 2 NCAA Tournament Appearances (2008, '09)
- 2 Southland Conference Regular Season Championships (2002-03, 2008-09)
- 2 Southland Tournament Championships (2008, '09)
- 3 Southland Coach of the Year Awards (2001, '03, '09)
- Winningest coach in UTSA history (176 wins)
- 9 winning seasons
- 10 consecutive Southland Tournament appearances
- 4 Southland Tournament Championship Game appearances
- 2 20-win seasons
- 10 seasons with 15 or more wins
- 1 Southland Player of the Year
- 1 Southland Defensive Player of the Year
- 4 Southland Newcomers of the Year
- 2 Southland Freshmen of the Year
- 22 All-Southland selections
- 7 first-team All-Southland selections
- 2 Southland Student-Athlete of the Year honorees
- 2 first-team Southland All-Academic selections
- 2 *ESPN The Magazine/CoSIDA Academic All-District* honorees

BLAIR VERSUS 2009-10 OPPONENTS

	H	A	N	Total
Central Arkansas	2-0	2-0	-	4-0
Davidson	-	-	1-0	1-0
Drexel	-	-	-	-
Huston-Tillotson	2-0	-	-	2-0
Lamar	6-3	6-3	1-0	13-6
McNeese State	8-0	5-2	1-0	14-2
Nicholls	6-1	7-1	-	13-2
Northwestern State	4-3	4-7	2-0	10-10
Our Lady of the Lake	-	-	-	-
SMU	0-1	0-1	0-1	0-3
TCU	-	0-1	-	0-1
Texas A&M	-	0-2	-	0-2
Texas A&M-Corpus Christi	4-2	2-4	-	6-6
Texas State	6-5	7-2	-	13-7
Texas Tech	-	0-2	-	0-2
Tulsa	1-2	0-2	-	1-4
Sam Houston State	9-0	8-1	-	17-1
Stephen F. Austin	4-3	2-5	0-1	6-9
Southeastern Louisiana	9-1	6-2	-	15-3
UT Arlington	7-2	4-5	2-1	13-8





Lubomyr Lichonczak | Associate Head Coach | Ninth Season | Idaho '78

Lubomyr "Luby" Lichonczak enters his seventh season as associate head coach and ninth overall at UTSA. He serves as the scouting coordinator and team academic liaison and assists with scheduling and recruiting. He also coaches the post players.

Lichonczak concluded his 31st year of collegiate coaching last season. He was instrumental in helping UTSA win back-to-back Southland Tournament Championships and NCAA Tournament appearances in 2008 and 2009. Lichonczak also played an important role in helping UTSA capture its second Southland Regular Season Championship in 2009. The Runners also posted consecutive 20-win seasons (2007-08 and 2008-09), including a school-record 24 in 2008-09.

He served as an assistant coach for the Women's National Basketball Association (WNBA) Washington Mystics during the 2009 season and as an advance scout for the San Antonio Silver Stars in 2010. During his stay with the Mystics, he guided the team to a 16-18 record and earned the No. 4 seed of the WNBA Eastern Conference Playoffs. Lichonczak also helped lead the Mystics to the WNBA playoffs for the first time since 2006.

During summer 2007, he was an assistant coach for the Nigerian national team, where mentored former UTSA standout Vivian Ewalefo. Lichonczak also served as an advance scout for the WNBA Indiana Fever and Minnesota Lynx.

Lichonczak began his head coaching career at Radford from 1990-2001, where he guided the Highlanders to

six Big South Conference titles and three NCAA Tournament appearances. In 1992, he was named the Big South Conference Coach of the Year after leading his team to an impressive 20-9 overall record and an 11-1 league ledger. During his 11-year stint at Radford, Lichonczak tallied a 159-157 record (.503) and a Big South mark of 99-59 (.627).

Lichonczak also served as an assistant coach at Ohio State for five seasons where he helped guide the Buckeyes to four Big Ten Conference titles. He also has served as an assistant coach at Texas A&M, Old Dominion and Idaho.

At Texas A&M, he worked with current UTSA Athletics Director Lynn Hickey from 1987-90, serving as the scouting and recruiting coordinator and assisting with floor coaching responsibilities. At Old Dominion, he helped lead the Monarchs to the Sun Belt Conference title in 1987 and the NCAA Tournament. At Ohio State, he helped the Buckeyes win the Big Ten Conference Championship four consecutive years from 1982-85. Lichonczak began his coaching career at his alma mater Idaho. The Vandals were AIAW Division II Tournament participants in 1980. He served as associate head coach at Colorado State from 2001-02 and helped the team win the Mountain West Regular Season Championship and earned a trip the 2002 NCAA Tournament.

Lichonczak received his master's degree in athletics administration from Ohio State in 1985 and is married to Maryann and they have a son, Yov, and daughter, Nika.





Tai Dillard | Assistant Coach | Fourth Season | Texas '03

Former Texas Longhorns and San Antonio Silver Stars standout Tai Dillard enters her fourth season as an assistant coach at UTSA. Her primary duties include recruiting, working with the guards, scouting and organizing summer camps.

Since her hiring in 2007, the UTSA program has enjoyed success with back-to-back Southland Conference Tournament Championships and consecutive trips to the NCAA Tournament (2008 and 2009), two 20-win seasons and one Southland Regular Season Title in 2009.

In Dillard's short tenure, nine Roadrunners have garnered All-Southland postseason awards, including three first-teamers. She was vital in helping former standout Monica Gibbs become the UTSA's all-time assists and rebounding leader, a three-time all-conference performer and the Southland Player of the Year and the league's Defensive Player of the Year in 2009.

Dillard, a San Antonio native, began her coaching career as a head cross country and assistant basketball and track & field coach at Sam Houston High School. She also served as a physical education teacher.

Dillard brings a tremendous amount of collegiate and professional playing experience to UTSA. She was a four-year letterwinner at Texas from 1999-2003. During her four-year stay, she helped the Longhorns register a 92-42 record, which translated to a .687 winning percentage, and four straight trips to the NCAA Tournament, including to the 2003 NCAA Women's Final Four. In her final campaign at Texas, Dillard started 34 games and averaged 7.6 points and 4.7 rebounds per contest and helped the Longhorns to a 29-6 overall record and a 15-1 Big 12 Conference mark. That same year, UT swept the league with the regular season title

and tournament championship. Dillard was a two-time Big 12 All-Academic honoree.

Professionally, Dillard appeared in 57 games for the San Antonio Silver Stars from 2003-05, had a short stint in the National Women's Basketball League (NWBL) with the Houston Stealth in 2004 and played overseas in the Israeli Premier Basketball League for the Macabbi Tel Kabir from 2004-05.

Dillard earned her bachelor's degree in kinesiology in 2003 and currently working on her master's in education administration.





Koty Cowgill | Assistant Coach | Sixth Season | Briar Cliff '04

Koty Cowgill enters his third year as an assistant coach at UTSA. He previously served three seasons as the team's Director of Operations from 2005-08.


Cowgill handles recruiting and works with the guards and post players. He also oversees scouting for the Roadrunners.

In his first season, the Roadrunners repeated as Southland Conference Tournament Champions and returned back to the NCAA Tournament a year later. UTSA also claimed a share of the regular season crown with a 14-2 record. Cowgill helped the Roadrunners post their second consecutive 20-win season (school-record 24 victories). He also was instrumental in the Roadrunners' offensive production, as all five starters averaged in double-figures during the 2008-09 season.

Under Cowgill, sophomore Whitney York bolstered her offensive production from 9.6 points per game in 2007-08 to a career-high 15.0 points per contest last season and she garnered second-team All-Southland honors. Meanwhile, freshman Judy Jones was tabbed second-team all-conference after averaging 10.6 points and 6.8 rebounds per game during her rookie campaign.

Cowgill played collegiate at Briar Cliff University from 2000-04, where he collected Academic All-America honors. He received his bachelor's degree in physical education.

Cowgill resides in San Antonio with his wife, Mariah, and two sons, Camden and Kaden. His sister, KC, is UTSA's Director of Operations.





KC Cowgill | Director of Operations | Second Season | Missouri State '06

A former standout player at Nebraska and Missouri State, KC Cowgill enters her second season as director of operations. The Grand Island, Neb., native is in charge of team travel, film exchange, community service outings and oversees student managers.

Cowgill was an assistant coach at Western Illinois during the 2008-09 season. Her responsibilities included working with the guards, recruiting, scouting and team travel. She was instrumental in working with Amanda Walker, who earned honorable mention All-Summit League honors in 2009.

Prior to Western Illinois, she spent two seasons (2006-08) as an assistant coach at Centenary College. Cowgill also served as an assistant coach with Kickapoo High School in Springfield, Mo., in 2006.

Cowgill was a two-year letterwinner at Missouri State in 2003-05, where she appeared in 65 games with 12 starts and was named team co-captain her last two seasons. She was part of the Bears' squad that won the Missouri Valley Conference Championship and the WNIT Tournament in 2005. She was tabbed Missouri Valley Newcomer of the Year, while leading her squad to a regular season and

tournament conference championship and a NCAA appearance in 2004.

During the 2004-05 season, she led the nation in three-point shooting percentage (.532, 74-139) and was second in the country in 2003-04 (.471, 65-138). Cowgill is Missouri State's all-time leader in 3-point field goal percentage at 50.2 percent (139-277).

Before joining the Bears, Cowgill played her first two collegiate seasons at Nebraska where she was named team captain in 2001-02. She played in 47 contests, while making 22 starts for the Cornhuskers. In her two-year stint, Cowgill scored 271 points and collected 109 rebounds.

A 2000 graduate of Grand Island Catholic Central High School, Cowgill excelled in three sports and was named Nebraska's Athlete of the Year in 1999-2000. During that year, she was named to Nebraska's Super State First Team in basketball. Cowgill is also the state's second all-time leading scorer.

Cowgill is the younger sister of current assistant coach Koty Cowgill.

Support Staff



Brenna Ellis
Athletic Trainer



Tito Carillo
Student Manager



Bryan Logan
Student Manager



Will Grove
Student Manager



Marquasha Moore
Student Manager





DR. RICARDO ROMO

UNIVERSITY PRESIDENT

12TH YEAR

(TEXAS)

Ricardo Romo became the fifth president of The University of Texas at San Antonio in May 1999. As President, he leads one of the fastest-growing institutions of higher education in Texas and the nation. UTSA, under his leadership, is now poised to become the state's next premier research university. President Romo has led strategic efforts to enhance both access to education and excellence in scholarship and service at the University.

During President Romo's tenure, UTSA's enrollment has grown 53%, and the University has added numerous programs and facilities to enhance student life. The number of doctoral degree programs has increased from three to 21. He also has implemented new student support programs designed to help students succeed at earning a university degree. The number of advisers has tripled, and UTSA, with nearly 29,000 students in 2009, is recognized as a leader in "Closing the Gaps," a statewide initiative by the Legislature to enroll more Texans in higher education.

A native of San Antonio's West Side, President Romo graduated from Fox Tech High School and attended The University of Texas at Austin on a track scholarship. He served as captain of the track and cross-country team and earned All-American honors in 1966. Romo was the first Texan to run the mile in less than four minutes, and his mile record lasted 41 years.

He earned a B.S. degree in education (1967), a master's degree in history from Loyola Marymount University (1970) and a Ph.D. in history from UCLA (1975). A nationally respected urban historian, Romo is the author of "East Los Angeles: History of a Barrio," which is now in its ninth printing (one in Spanish).

Romo began his career as a social studies coordinator in the Los Angeles public schools in 1967. He taught as an assistant professor at California State University at Northridge (1970-1973) then at UC San Diego (1973-1980). In 1980, he returned to UT Austin to teach history. Prior to joining UTSA, Romo served at UT Austin as Vice Provost for Undergraduate Education (1993-1999).

Romo serves on nearly 20 boards, many of them in San Antonio. He is active on several museum boards and is especially proud of his work with the United Way. In December 2004, Secretary of State Colin Powell appointed Romo as a U.S. representative to the United Nations Educational Scientific and Cultural Organization. In January



Members of the 2001 San Antonio Sports Hall of Fame Class from left to right: Robert Quiroga, Rudy Davalos, Nelson Wolff and Dr. Ricardo Romo

2005, Romo was appointed to the board of directors of the Federal Reserve Bank of Dallas, San Antonio branch, and was reappointed in 2007. He was elected chairman of the board for the San Antonio Hispanic Chamber of Commerce (the largest U.S. Hispanic Chamber organization) for 2006. In 2007, Governor Rick Perry appointed Romo to serve on the Commission for College Ready Texas.

Romo has received many honors during his academic career. In 2006, Romo was honored by the UT Austin Friar Society as Outstanding Friar Alumnus. In November 2007, he was recognized with the Isabella Catalica award, the highest award given to non-Spanish subjects, bestowed upon him by King Juan Carlos of Spain. In October 2008, Romo received the Distinguished Alumnus Award from the Texas Exes Alumni Association.

President Romo is married to Dr. Harriett Romo, a Professor of Sociology at UTSA. She also serves as Director of UTSA's Mexico Center and the Bank of America Child and Adolescent Policy Research Institute (CAPRI). They have one son, Carlos, who earned degrees from Stanford University and The University of Texas School of Law. Their daughter, Anadelia, a graduate of Princeton University, received a doctoral degree from Harvard University and presently teaches at Texas State University.





LYNN HICKEY

DIRECTOR OF ATHLETICS

11TH YEAR

(OUACHITA BAPTIST)

Lynn Hickey has made student-athlete welfare one of her top priorities as she continues to work to bring the UTSA Athletics Department to the upper echelon of the NCAA Division I standings.

Under Hickey's direction the last 10 years, UTSA has claimed three Southland Conference all-sports championships while consistently winning both team and individual awards in all 17 sports sponsored by the university. On Dec. 18, 2008, UTSA's Athletics Initiative Business Plan was approved by the UT System Board of Regents, granting permission to start a football program. Hickey made a splash with the hiring of the first-ever head football coach, as two-time National Coach of the Year Larry Coker was introduced on March 6, 2009.

Hickey has led the charge for UTSA and its hosting of numerous NCAA Championship events. Since her arrival on campus, UTSA has served as host institution for the 2001 NCAA Men's Basketball Midwest Regional, 2002 Women's Final Four, 2003 Men's Basketball South Regional, 2004 Men's Final Four, 2005 Women's Volleyball Championship, 2006 Women's Basketball South Regional, 2007 Men's Basketball South Regional, 2008 Men's Final Four and 2010 Women's Final Four. It will serve as host for the 2011 Men's Basketball Southwest Regional and 2011 Women's Volleyball Championship. When the calendar is turned to 2012, UTSA will have hosted 14 NCAA Championship events in a 15-year period.

In 2007, Hickey was named to the NCAA Division I Men's Basketball Committee, one of the most prestigious appointments in all of collegiate athletics. The 10-member committee oversees administration of the NCAA Division I Men's Basketball Championship, including the selection and seeding of teams for the tournament. Hickey became just the second female ever selected to the committee, joining UNC Charlotte Athletics Director Judy Rose, who served from 1999-2003.

Hickey has been honored nationally for her hard work at UTSA. She was named the National Association of Collegiate Women Athletics Administrators 2005 Division I-AAA Administrator of the Year. Hickey earned her second national award in June 2006 as the National Association of Collegiate Directors of Athletics (NACDA)/GeneralSports TURF Systems Division I-AAA West Region AD of the Year (ADOY). She also was selected to and completed the Masters Leadership Program of San Antonio and Bexar County.

"UTSA is very fortunate to have an athletic leader with both the administrative and coaching experience of Lynn Hickey," UTSA President Dr. Ricardo Romo said. "Lynn not only is a leader who can take our athletic program to the next level, but she is also well

respected nationally and serves as an excellent role model for all student-athletes at this university."

In serving as the fourth athletics director in UTSA history, Hickey assumed the lead athletics role at one of the youngest NCAA Division I universities in the country (UTSA began athletic competition in 1981). The only female Division I athletics director that oversees both men's and women's sports in the state of Texas, she served as President of the Southland Conference from 2002-04 and as the SLC's representative to the NCAA Championship/Competition Cabinet.

"It has been an exciting time," said Hickey, who served on the Women's Basketball Rules Committee from 2003-06, the last two as Chair. "We have made some good strides to bring the program to prominence nationally. San Antonio is an outstanding city and is a tremendous asset to the unlimited potential of the UTSA athletics program."

Hickey came to San Antonio from Texas A&M University, where she served as senior associate athletic director/senior woman administrator since 1994. At Texas A&M, her responsibilities included event management and marketing and promotions for 16 of the university's 19 Division I sports. She also represented the Big 12 Conference as a member of the NCAA Championship Cabinet.

From 1984-94, Hickey served as head women's basketball coach for Texas A&M. She directed the 1993-94 Aggies basketball team to the NCAA Tournament Sweet 16, becoming the lowest-seeded team to ever reach that milestone. Texas A&M finished the year ranked No. 19 in the CNN/USA Today Top 25 poll. Following the season, Hickey relinquished her coaching duties to accept the promotion to senior associate athletic director. She finished her coaching career with an overall mark of 279-167 in 15 years of collegiate coaching.

Before her stint at A&M, Hickey was head women's basketball coach at Kansas State University from 1979-84. She averaged more than 23 wins per season in posting a 125-39 (.762) record over five years and led the Wildcats to five consecutive NCAA Tournament berths. She was inducted into the Kansas State Athletics Hall of Fame in September 2004.

A native of Welch, Okla., Hickey graduated summa cum laude from Ouachita Baptist University in Arkadelphia, Ark., with a bachelor's degree in education. She was an All-American for OBU's nationally-ranked basketball team and a member of the USA National Team in 1973. Hickey and her husband, Bill, have one daughter, Lauren Nicole.



Opponents



Our Lady of the Lake

6 p.m. • Nov. 12
Convocation Center
Series History: first meeting

Location _____ San Antonio, Texas
 Founded _____ 1895
 Enrollment _____ 2,751
 President _____ Dr. Tessa Martinez Pollack
 Athletics Director _____ Jack Hank
 Nickname _____ Saints
 Conference _____ Red River Athletic
 Arena (capacity) _ Mabee Gymnasium (1,600)
 Website _____ ollusaintsathletics.com
 2009-10 overall record _____ 17-15
 2009-10 conf. record _____ 12-8
 Starters R/L _____ 3/2
 Letterwinners R/L _____ 8/6
 Head Coach _____ Rusty Kennedy
 Alma Mater (year) ___ Oklahoma Wesleyan
 Career Record (years) _____ 174-132 (10)
 Record at school (years) _____ first season
 Assistant Coaches _____ Christopher Minner
 _____ Randy Gibbons
 Basketball SID _____ Patty Constantin
 Office Phone _____ 210.434.6711 ext. 2373
 E-mail _____ plconstantin@lake.ollusa.edu
 SID fax _____ 210.431.3964
 Press row phone _____ N/A

TCU

2 p.m. • Nov. 19
Convocation Center
Series History: TCU leads, 2-0
Last Meeting: TCU, 73-60 (11/16/08)

Location _____ Ft. Worth, Texas
 Founded _____ 1873
 Enrollment _____ 8,865
 President _____ Dr. Victor Boschini, Jr.
 Athletics Director _____ Chris Del Conte
 Nickname _____ Lady Frogs
 Conference _____ Mountain West
 Arena (capacity) _ Daniel-Meyer Coliseum (7,201)
 Website _____ gofrogs.com
 2009-10 overall record _____ 22-9
 2009-10 conf. record _____ 12-4
 Starters R/L _____ 4/1
 Letterwinners R/L _____ 8/3
 Head Coach _____ Jeff Mittie
 Alma Mater (year) _ Missouri Western (1989)
 Career Record (years) _____ 389-174 (18)
 Record at school (years) _____ 238-115 (11)
 Assistant Coaches _____ Brian Ostermann
 _____ Tonya Haut, Tricia Davern
 Basketball SID _____ Andy Anderson
 Office Phone _____ 817.257.7969
 E-mail _____ a.anderson2@tcu.edu
 SID fax _____ 817.257.7964
 Press row phone _____ 817.257.7337

SMU

2 p.m. • Nov. 21
Convocation Center
Series History: SMU leads, 7-2
Last Meeting: SMU, 74-72 (1/2/08)

Location _____ Dallas, Texas
 Founded _____ 1911
 Enrollment _____ 10,981
 President _____ Dr. R. Gerald Turner
 Athletics Director _____ Steve Orsini
 Nickname _____ Mustangs
 Conference _____ Conference USA
 Arena (capacity) _ Moody Coliseum (8,998)
 Website _____ smumustangs.com
 2009-10 overall record _____ 20-11
 2009-10 conf. record _____ 10-6
 Starters R/L _____ 2/3
 Letterwinners R/L _____ 9/4
 Head Coach _____ Rhonda Rompola
 Alma Mater (year) _____ SMU (1983)
 Career Record (years) _____ 352-220 (19)
 Record at school (years) _____ 352-220 (19)
 Assistant Coaches _____ Lisa Dark
 _____ Deneen Parker, Danny Hughes
 Basketball SID _____ Daniel Beach
 Office Phone _____ 214.768.1054
 E-mail _____ dbeach@smu.edu
 SID fax _____ 214.768.2044
 Press row phone _____ 214.768.7742

Tulsa

7 p.m. • Nov. 26
Convocation Center
Series History: Tulsa leads, 5-2
Last Meeting: UTSA, 63-54 (1/5/09)

Location _____ Tulsa, Okla.
 Founded _____ 1894
 Enrollment _____ 4,165
 President _____ Dr. Steadman Upham
 Athletics Director _____ Bubba Cunningham
 Nickname _____ Golden Hurricane
 Conference _____ Conference USA
 Arena (capacity) _ Reynolds Center (8,355)
 Website _____ tulсахurricane.com
 2009-10 overall record _____ 12-16
 2009-10 conf. record _____ 6-10
 Starters R/L _____ 3/2
 Letterwinners R/L _____ 9/3
 Head Coach _____ Charlene Thomas-Swinson
 Alma Mater (year) _____ Auburn (1992)
 Career Record (years) _____ 91-144 (8)
 Record at school (years) _____ 67-83 (5)
 Assistant Coaches _____ Sharon Allen,
 _____ Chandra Dorsey, Aaron Swinson
 Basketball SID _____ Stephanie Hall
 Office Phone _____ 918.631.2163
 E-mail _____ stephanie-hall@tulsa.edu
 SID fax _____ 918.631.3913
 Press row phone _____ 918.631.5400 or 5401

Davidson

5 p.m. • Nov. 27
Convocation Center
Series History: UTSA leads, 1-0
Last Meeting: UTSA, 75-69 (12/3/05)

Location _____ Davidson, N.C.
 Founded _____ 1837
 Enrollment _____ 1,800
 President _____ Tom Ross
 Athletics Director _____ Jim Murphy
 Nickname _____ Wildcats
 Conference _____ Southern
 Arena (capacity) _____ Belk Arena (5,223)
 Website _____ davidsonwildcats.com
 2009-10 overall record _____ 14-15
 2009-10 conf. record _____ 12-8
 Starters R/L _____ 2/3
 Letterwinners R/L _____ 9/3
 Head Coach _____ Michele Savage
 Alma Mater (year) _____ Northwestern (1993)
 Career Record (years) _____ first season
 Record at school (years) _____ first season
 Assistant Coaches _____ Mary Ciuk,
 _____ Jamie Thomatis, Kira Mowen
 Basketball SID _____ Gavin McFarlin
 Office Phone _____ 704.894.2635
 E-mail _____ gamcfarlin@davidson.edu
 SID fax _____ 704.894.2636
 Press row phone _____ N/A

Texas Tech

7 p.m. • Dec. 1
United Spirit Arena
Series History: Texas Tech leads, 10-0
Last Meeting: TTU, 66-58 (11/10/06)

Location _____ Lubbock, Texas
 Founded _____ 1923
 Enrollment _____ 30,049
 President _____ Dr. Guy Bailey
 Athletics Director _____ Gerald Meyers
 Nickname _____ Lady Raiders
 Conference _____ Big 12
 Arena (capacity) _ United Spirit Arena (15,050)
 Website _____ goladyraiders.com
 2009-10 overall record _____ 18-15
 2009-10 conf. record _____ 5-11
 Starters R/L _____ 3-2
 Letterwinners R/L _____ 8/3
 Head Coach _____ Kristy Curry
 Alma Mater (year) _ Northeast Louisiana (1988)
 Career Record (years) _____ 245-113 (11)
 Record at school (years) _____ 66-62 (4)
 Assistant Coaches _____ Kelly Curry,
 _____ Brooke Stoehr, Shereka Wright
 Basketball SID _____ Tammi Hoffman
 Office Phone _____ 806.742.2770
 E-mail _____ tammi.hoffman@ttu.edu
 SID fax _____ 806.742.1970
 Press row phone _____ 806.742.6688



Houston

7 p.m. • Dec. 7

Hofheinz Pavillion

Series History: Houston leads, 16-0

Last Meeting: Houston, 74-53 (12/7/09)

Location _____ Houston, Texas
 Founded _____ 1927
 Enrollment _____ 36,098
 President _____ Dr. Renu Khator
 Athletics Director _____ Mack Rhoades
 Nickname _____ Cougars
 Conference _____ Conference USA
 Arena (capacity) _____ Hofheinz Pavillion (8,479)
 Website _____ uhcougars.com
 2009-10 overall record _____ 17-15
 2009-10 conf. record _____ 10-6
 Starters R/L _____ 5/0
 Letterwinners R/L _____ 9/1
 Head Coach _____ Todd Buchaman
 Alma Mater (year) _____ Murray State (1995)
 Career Record (years) _____ 99-101 (8)
 Record at school (years) _____ first season
 Assistant Coaches _____ Wade Scott
 _____ Tari Cummings, Ravon Justice
 Basketball SID _____ Kyle Seay
 Office Phone _____ 713.743.9391
 E-mail _____ kseay@central.uh.edu
 SID fax _____ 713.743.9411
 Press row phone _____ 713.743.9414

LSU

Noon • Dec. 16

Pete Marvich Center

Series History: first meeting

Location _____ Baton Rouge, La.
 Founded _____ 1860
 Enrollment _____ 27,992
 President _____ Dr. John V. Lombardi
 Athletics Director _____ Joe Avella
 Nickname _____ Lady Tigers
 Conference _____ Southeastern
 Arena (capacity) _____ Pete Marvich Center (13,472)
 Website _____ lsusports.net
 2009-10 overall record _____ 21-10
 2009-10 conf. record _____ 9-7
 Starters R/L _____ 4-1
 Letterwinners R/L _____ 11/1
 Head Coach _____ Van Chancellor
 Alma Mater (year) _____ Mississippi State (1965)
 Career Record (years) _____ 510-181 (22)
 Record at school (years) _____ 71-27 (3)
 Assistant Coaches _____ Bob Starkey
 _____ Travis Mays, Joni Crenshaw
 Basketball SID _____ Bill Martin
 Office Phone _____ 225.578.8204
 E-mail _____ wmarti4@lsu.edu
 SID fax _____ 225.578.1861
 Press row phone _____ 225.578.8226

Kansas State

6 p.m. • Dec. 20

Convocation Center

Series History: KSU leads, 3-0

Last Meeting: KSU, 59-55 (12/21/09)

Location _____ Manhattan, Kan.
 Founded _____ 1863
 Enrollment _____ 23,556
 President _____ Dr. Kirk Shulz
 Athletics Director _____ John Currie
 Nickname _____ Wildcats
 Conference _____ Big 12
 Arena (capacity) _____ Bramlage Coliseum (12,528)
 Website _____ k-statesports.com
 2009-10 overall record _____ 14-18
 2009-10 conf. record _____ 5-11
 Starters R/L _____ 3/2
 Letterwinners R/L _____ 8/2
 Head Coach _____ Deb Patterson
 Alma Mater (year) _____ Rockford College (1979)
 Career Record (years) _____ 279-164 (14)
 Record at school (years) _____ 279-164 (14)
 Assistant Coaches _____ Kamie Etheridge,
 _____ Kelly Moylan, Shalee Lehning
 Basketball SID _____ Randy Peterson
 Office Phone _____ 785.532.7975
 E-mail _____ rspete12@kstatesports.com
 SID fax _____ 785.532.6093
 Press row phone _____ 785.539.3423

St. Bonaventure

7 p.m. • Dec. 21

Convocation Center

Series History: first meeting

Location _____ St. Bonaventure, N.Y.
 Founded _____ 1858
 Enrollment _____ 2,000
 President _____ Sister Margaret Carney
 Athletics Director _____ Steve Watson
 Nickname _____ Bonnies
 Conference _____ Atlantic 10
 Arena (capacity) _____ Reilly Center (5,480)
 Website _____ gobonnies.com
 2009-10 overall record _____ 23-10
 2009-10 conf. record _____ 9-5
 Starters R/L _____ 3/2
 Letterwinners R/L _____ 8/4
 Head Coach _____ Jim Crowley
 Alma Mater (year) _____ Keuka (1993)
 Career Record (years) _____ 172-200 (13)
 Record at school (years) _____ 133-162 (10)
 Assistant Coaches _____ Jesse Flemming,
 _____ Kate Achter, Priscilla Edwards
 Basketball SID _____ Jason McBain
 Office Phone _____ 716.375.4019
 E-mail _____ jmc bain@s bu.edu
 SID fax _____ 716.375.2383
 Press row phone _____ N/A

San Diego State

7 p.m. • Dec. 28

Viejas Arena

Series History: SDSU leads, 1-0
 Last Meeting: SDSU, 91-42 (12/28/01)

Location _____ San Diego, Calif.
 Founded _____ 1897
 Enrollment _____ 32,396
 President _____ Dr. Stephen Weber
 Athletics Director _____ Jim Sterk
 Nickname _____ Aztecs
 Conference _____ Mountain West
 Arena (capacity) _____ Viejas Arena (12,414)
 Website _____ goaztecs.com
 2009-10 overall record _____ 23-11
 2009-10 conf. record _____ 10-6
 Starters R/L _____ 3/2
 Letterwinners R/L _____ 6/5
 Head Coach _____ Beth Burns
 Alma Mater (year) _____ Ohio Wesleyan (1979)
 Career Record (years) _____ 312-220 (18)
 Record at school (years) _____ 231-155 (13)
 Assistant Coaches _____ Mark Trakh
 _____ Jualeah Woods, Jorge Cerna
 Basketball SID _____ Peggy Curtin
 Office Phone _____ 619.594.2576
 E-mail _____ mcurtin@mail.sdsu.edu
 SID fax _____ 610.582.6541
 Press row phone _____ 610.265.5853

Drexel

TBA • Dec. 30

Viejas Arena

Series History: first meeting

Location _____ Philadelphia, Pa.
 Founded _____ 1891
 Enrollment _____ 21,537
 President _____ John A. Fry
 Athletics Director _____ Dr. Eric Zillmer
 Nickname _____ Dragons
 Conference _____ Colonial Athletic Association
 Arena (capacity) _____ Daskalakis Center (2,532)
 Website _____ drexeldragons.com
 2009-10 overall record _____ 17-14
 2009-10 conf. record _____ 11-7
 Starters R/L _____ 4/2
 Letterwinners R/L _____ 5/3
 Head Coach _____ Denise Dillon
 Alma Mater (year) _____ Villanova (1996)
 Career Record (years) _____ 113-98 (7)
 Record at school (years) _____ 113-98 (7)
 Assistant Coaches _____ Amy Mallon
 _____ Melissa Dunne, James Clark, Stacy McCollough
 Basketball SID _____ Britt Faulstick
 Office Phone _____ 215.895.6895
 E-mail _____ bef29@drexel.edu
 SID fax _____ 215.895.2038
 Press row phone _____ 215.895.2041



Texas A&M

TBA • Dec. 30

Viejas Arena

Series History: TAMU leads, 10-4

Last Meeting: TAMU, 91-52 (3/22/08)

Location _____ College Station, Texas
 Founded _____ 1872
 Enrollment _____ 48,702
 President _____ Dr. R. Bowen Loftin
 Athletics Director _____ Bill Byrne
 Nickname _____ Aggies
 Conference _____ Big 12
 Arena (capacity) _____ Reed Arena (12,292)
 Website _____ aggieathletics.com
 2009-10 overall record _____ 26-8
 2009-10 conf. record _____ 10-6
 Starters R/L _____ 3/2
 Letterwinners R/L _____ 12/4
 Head Coach _____ Gary Blair
 Alma Mater (year) _____ Texas Tech (1972)
 Career Record (years) _____ 563-237 (25)
 Record at school (years) _____ 155-74 (7)
 Assistant Coaches _____ Vic Schaefer
 _____ Kelly Bond, Johnnie Harris
 Basketball SID _____ Deanna Werner
 Office Phone _____ 979.862.5443
 E-mail _____ dwerner@athletics.tamu.edu
 SID fax _____ 979.845.6825
 Press row phone _____ 979.862.6944

Sam Houston State

2 p.m. • Jan. 8

Johnson Coliseum

2 p.m. • Jan. 29

Convocation Center

Series History: UTSA leads, 32-13

Last Meeting: SHSU, 73-72(2OT) (2/20/10)

Location _____ Huntsville, Texas
 Founded _____ 1879
 Enrollment _____ 16,795
 President _____ Dr. Dana Gibson
 Athletics Director _____ Bobby Williams
 Nickname _____ Bearkats
 Conference _____ Southland
 Arena (capacity) _____ Johnson Coliseum (6,100)
 Website _____ gobearkats.com
 2009-10 overall record _____ 11-18
 2009-10 conf. record _____ 8-8
 Starters R/L _____ 1/5
 Letterwinners R/L _____ 4/8
 Head Coach _____ Brenda Welch-Nichols
 Alma Mater (year) _____ Sam Houston (1989)
 Career Record (years) _____ 158-238 (15)
 Record at school (years) _____ 26-90 (4)
 Assistant Coaches _____ Jamene Caldwell
 _____ Leslie Reinecker
 Basketball SID _____ Paul Ridings
 Office Phone _____ 936.294.1764
 E-mail _____ ridings@shsu.edu
 SID fax _____ 936.294.3533
 Press row phone _____ 936.294.1838

Texas A&M-Corpus Christi

7 p.m. • Jan. 12

Convocation Center

7 p.m. • Feb. 23

American Bank Center

Series History: Series tied, 6-6

Last Meeting: UTSA, 58-37 (2/17/10)

Location _____ Corpus Christi, Texas
 Founded _____ 1947
 Enrollment _____ 10,000
 President _____ Dr. Flavius Killebrew
 Athletics Director _____ Tim Fitzpatrick
 Nickname _____ Islanders
 Conference _____ Southland
 Arena (capacity) _____ American Bank Center (8,400)
 Website _____ goislanders.com
 2009-10 overall record _____ 24-11
 2009-10 conf. record _____ 12-4
 Starters R/L _____ 2/3
 Letterwinners R/L _____ 8/5
 Head Coach _____ Robert Robinson
 Alma Mater (year) _____ UT Arlington (1993)
 Career Record (years) _____ 62-66 (4)
 Record at school (years) _____ 62-66 (4)
 Assistant Coaches _____ Deb Roof
 _____ Kim Dowell, Geoff Grawn
 Basketball SID _____ Josh Brown
 Office Phone _____ 361.825.3411
 E-mail _____ joshua.brown@tamucc.edu
 SID fax _____ 361.825.3218
 Press row phone _____ 361.826.4972

Stephen F. Austin

7 p.m. • Jan. 15

Johnson Coliseum

2 p.m. • Feb. 12

Convocation Center

Series History: SFA leads, 31-8

Last Meeting: SFA, 77-61 (3/6/10)

Location _____ Nacogdoches, La.
 Founded _____ 1923
 Enrollment _____ 12,845
 President _____ Dr. Baker Pattillo
 Athletics Director _____ Robert Hill
 Nickname _____ Ladyjacks
 Conference _____ Southland
 Arena (capacity) _____ Johnson Coliseum (7,203)
 Website _____ sfajacks.cstv.com
 2009-10 overall record _____ 18-11
 2009-10 conf. record _____ 13-3
 Starters R/L _____ 4/1
 Letterwinners R/L _____ 11/2
 Head Coach _____ Brandon Schneider
 Alma Mater (year) _____ Wayland Baptist (1995)
 Career Record (years) _____ 306-72 (12)
 Record at school (years) _____ first season
 Assistant Coaches _____ Jodi Greve,
 _____ Andy Majors, A'Quonesia Franklin
 Basketball SID _____ Ben Rikard
 Office Phone _____ 936.554.2077
 E-mail _____ rikardbenja@sfasu.edu
 SID fax _____ 936.468.4635
 Press row phone _____ 936.468.4635

Northwestern State

7 p.m. • Jan. 19

Convocation Center

Series History: NSU leads, 25-12

Last Meeting: UTSA, 50-48 (2/24/10)

Location _____ Natchitoches, La.
 Founded _____ 1884
 Enrollment _____ 9,247
 President _____ Dr. Randall J. Webb
 Athletics Director _____ Greg Burke
 Nickname _____ Lady Demons
 Conference _____ Southland
 Arena (capacity) _____ Prather Coliseum (3,400)
 Website _____ nsudemons.com
 2009-10 overall record _____ 15-16
 2009-10 conf. record _____ 7-9
 Starters R/L _____ 3/2
 Letterwinners R/L _____ 6/5
 Head Coach _____ Jennifer Graf
 Alma Mater (year) _____ Northwestern State (2000)
 Career Record (years) _____ 86-92 (6)
 Record at school (years) _____ 86-92 (6)
 Assistant Coaches _____ Trina Frierson
 _____ Bob Austin, Jessie Carrier
 Basketball SID _____ Matthew Bonnette
 Office Phone _____ 318.357.6467
 E-mail _____ bonnettem@nsula.edu
 SID fax _____ 318.357.4515
 Press row phone _____ 318.357.4544

Texas State

4 p.m. • Jan. 22

Strahan Coliseum

4 p.m. • Feb. 26

Convocation Center

Series History: TX State leads, 29-25

Last Meeting: UTSA, 58-55 (3/3/10)

Location _____ San Marcos, Texas
 Founded _____ 1899
 Enrollment _____ 30,803
 President _____ Dr. Denise M. Trauth
 Athletics Director _____ Dr. Larry Teis
 Nickname _____ Bobcats
 Conference _____ Southland
 Arena (capacity) _____ Strahan Coliseum (7,200)
 Website _____ txstatebobcats.com
 2009-10 overall record _____ 7-20
 2009-10 conf. record _____ 3-13
 Starters R/L _____ 2/3
 Letterwinners R/L _____ 10/3
 Head Coach _____ Suzanne Fox
 Alma Mater (year) _____ Abilene Christian (1990)
 Career Record (years) _____ 282-237 (18)
 Record at school (years) _____ 165-204 (11)
 Assistant Coaches _____ Patrick Henry
 _____ Holly Sartor, Michael Trujillo
 Basketball SID _____ TBD
 Office Phone _____ 512.245.4692
 E-mail _____ TBD
 SID fax _____ 512.245.2967
 Press row phone _____ 512.245.5532



UT-Arlington

6 p.m. • Feb. 2
Texas Hall

4 p.m. • March 5
Convocation Center

Series History: UTA leads, 27-23
Last Meeting: UTA, 68-63 (3/9/10)

Location _____ Arlington, Texas
Founded _____ 1895
Enrollment _____ 26,500
President _____ James P. Spaniolo
Athletics Director _____ Pete Carlson
Nickname _____ Mavericks
Conference _____ Southland
Arena (capacity) _____ Texas Hall (3,600)
Website _____ utamavs.com
2009-10 overall record _____ 15-16
2009-10 conf. record _____ 9-7
Starters R/L _____ 3/2
Letterwinners R/L _____ 6/2
Head Coach _____ Samantha Morrow
Alma Mater (year) _____ Texas Wesleyan (1981)
Career Record (years) _____ 56-37
Record at school (years) _____ 56-37
Assistant Coaches _____ Shane Laffin

Erin Grant, Lindsey Wilson
Basketball SID _____ Kristyna Mancias
Office Phone _____ 817.272.2213
E-mail _____ kmancias@uta.edu
SID fax _____ 817.272.2254
Press row phone _____ 817.272.3795

Lamar

2 p.m. • Feb. 5
Montagne Center

Series History: UTSA leads, 16-14
Last Meeting: Lamar, 66-63 (2/27/10)

Location _____ Beaumont, Texas
Founded _____ 1923
Enrollment _____ 14,054
President _____ Dr. James Simmons
Athletics Director _____ Larry Tidwell
Nickname _____ Cardinals
Conference _____ Southland
Arena (capacity) _____ Montagne Center (10,080)
Website _____ lamarcardinals.com
2009-10 overall record _____ 26-8
2009-10 conf. record _____ 13-3
Starters R/L _____ 3/2
Letterwinners R/L _____ 6/3
Head Coach _____ Larry Tidwell
Alma Mater (year) _____ Austin College (1976)
Career Record (years) _____ 65-32 (3)
Record at school (years) _____ 65-32 (3)
Assistant Coaches _____ Joey Wells,

Ashley Crawford
Basketball SID _____ Pat Murray
Office Phone _____ 409.880.2323
E-mail _____ pat.murray@lamar.edu
SID fax _____ 409.880.2338
Press row phone _____ 409.880.2343

Southeastern Louisiana

7 p.m. • Feb. 9

Convocation Center

Series History: UTSA leads, 20-8
Last Meeting: UTSA, 61-49 (2/6/10)

Location _____ Hammond, La.
Founded _____ 1925
Enrollment _____ 15,200
President _____ Dr. John Crain
Athletics Director _____ Bart Bellairs
Nickname _____ Lady Lions
Conference _____ Southland
Arena (capacity) _____ University Center (7,500)
Website _____ lionsports.net
2009-10 overall record _____ 12-18
2009-10 conf. record _____ 6-10
Starters R/L _____ 3/2
Letterwinners R/L _____ 8/5
Head Coach _____ Lori Davis Jones
Alma Mater (year) _____ Southeastern Louisiana (1992)
Career Record (years) _____ 279-223 (16)
Record at school (years) _____ 101-126 (8)
Assistant Coaches _____ Eric Dumas,

Brent Harris
Basketball SID _____ Kemmler Chapple
Office Phone _____ 985.549.3221
E-mail _____ kcahpple@selu.edu
SID fax _____ 985.549.3773
Press row phone _____ 985.549.2326

McNeese State

7 p.m. • Feb. 16
Burton Coliseum

Series History: Series tied, 17-17
Last Meeting: UTSA, 68-61

Location _____ Lake Charles, La.
Founded _____ 1935
Enrollment _____ 8,992
President _____ Dr. Philip C. Williams
Athletics Director _____ Tommy McClelland
Nickname _____ Cowgirls
Conference _____ Southland
Arena (capacity) _____ Burton Coliseum (8,000)
Website _____ mcneesports.com
2009-10 overall record _____ 7-22
2009-10 conf. record _____ 3-13
Starters R/L _____ 4/1
Letterwinners R/L _____ 9-5
Head Coach _____ Brooks Williams
Alma Mater (year) _____ Mississippi State (2000)
Career Record (years) _____ 51-59 (3)
Record at school (years) _____ 51-59 (3)
Assistant Coaches _____ Gary Brodhead

Jada Mincy, Sallie Guillory
Basketball SID _____ Pam LaFosse
Office Phone _____ 337.475.5926
E-mail _____ plafosse@mcneese.edu
SID fax _____ 337.475.5928
Press row phone _____ 337.562.4061

Nicholls

6 p.m. • Feb. 19
Convocation Center

Series History: UTSA leads, 26-11
Last Meeting: UTSA, 58-49 (1/13/10)

Location _____ Thibodaux, La.
Founded _____ 1948
Enrollment _____ 7,148
President _____ Dr. Stephen T. Hulbert
Athletics Director _____ Rob Bernardi
Nickname _____ Colonels
Conference _____ Southland
Arena (capacity) _____ Stopher Gym (3,800)
Website _____ geauxcolonels.com
2009-10 overall record _____ 4-24
2009-10 conf. record _____ 1-15
Starters R/L _____ 3/2
Letterwinners R/L _____ 6/2
Head Coach _____ Do Bee Plaisance
Alma Mater (year) _____ Southern Miss (1986)
Career Record (years) _____ 163-271 (15)
Record at school (years) _____ 6-49 (2)
Assistant Coaches _____ Catherine Blanchard

Justin Payne
Basketball SID _____ Brandon Rizzuto
Office Phone _____ 985.448.4281
E-mail _____ brandon.rizzuto@nicholls.edu
SID fax _____ 985.448.4924
Press row phone _____ 985.448.4294

Central Arkansas

7 p.m. • March 2
Farris Center

Series History: UTSA leads, 4-0
Last Meeting: UTSA, 71-66 (2/10/10)

Location _____ Conway, Ark.
Founded _____ 1907
Enrollment _____ 11,783
President _____ Dr. Allen C. Meadors
Athletics Director _____ Dr. Brad Teague
Nickname _____ Sugar Bears
Conference _____ Southland
Arena (capacity) _____ Farris Center (5,000)
Website _____ ucasports.com
2009-10 overall record _____ 21-8
2009-10 conf. record _____ 11-5
Starters R/L _____ 5/0
Letterwinners R/L _____ 9/0
Head Coach _____ Matt Daniel
Alma Mater (year) _____ Harding (1998)
Career Record (years) _____ 27-31 (2)
Record at school (years) _____ 27-31 (2)
Assistant Coaches _____ Tony Kemper,

Caronica Randle, Tiffany Brooks
Basketball SID _____ Josh Goff
Office Phone _____ 501.450.5695
E-mail _____ jgoff@uca.edu
SID fax _____ 501.450.5740
Press row phone _____ N/A



2011 Southland Conference Tournament

In March, the top two teams from each division and the next four teams with the best conference record will venture to the Merrell Center in Katy for the 2011 Southland Conference Tournament. The winner will earn the league's automatic berth to the NCAA Tournament.

2011 Southland Conference Tournament

Merrell Center (Katy, Texas)

First Round: March 8


Semifinals: March 10

Championship Game: March 11

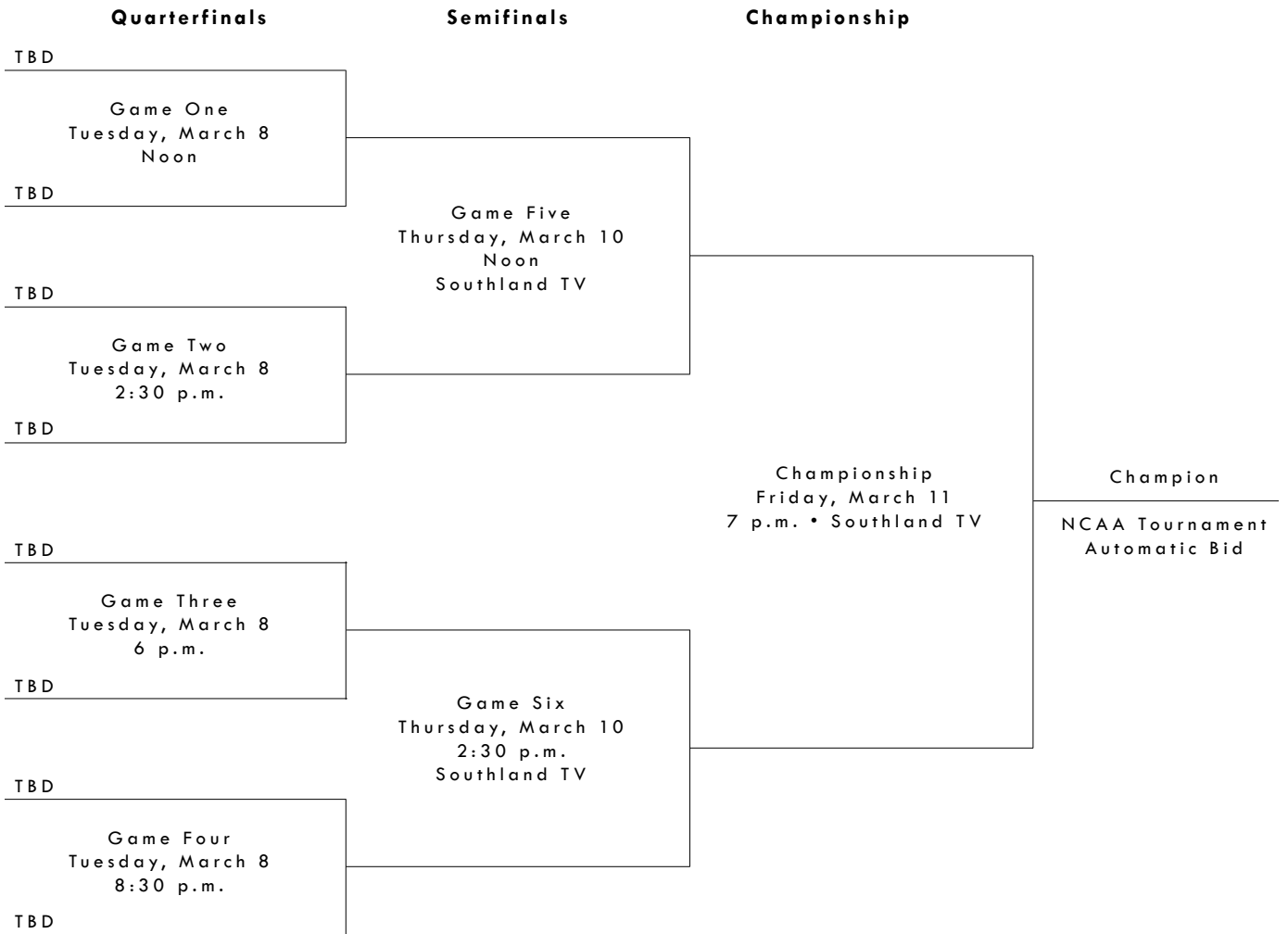


Year-By-Year Tournament Champions

1983	_____	Louisiana-Monroe
1984-87	_____	No Tournament
1988	_____	Stephen F. Austin
1989	_____	Stephen F. Austin
1990	_____	Stephen F. Austin
1991	_____	Stephen F. Austin
1992	_____	Stephen F. Austin
1993	_____	Stephen F. Austin
1994	_____	Stephen F. Austin
1995	_____	Stephen F. Austin
1996	_____	Stephen F. Austin
1997	_____	Texas State
1998	_____	Stephen F. Austin
1999	_____	Stephen F. Austin
2000	_____	Stephen F. Austin
2001	_____	Stephen F. Austin
2002	_____	Stephen F. Austin
2003	_____	Texas State
2004	_____	Northwestern State
2005	_____	UT Arlington
2006	_____	Stephen F. Austin
2007	_____	UT Arlington
2008	_____	UTSA
2009	_____	UTSA
2010	_____	Lamar



2011 Southland Conference Tournament



State Farm



Championships by School

Stephen F. Austin	_____	15
UT Arlington	_____	2
UTSA	_____	2
Texas State	_____	2
Lamar	_____	1
Northwestern State	_____	1
Louisiana-Monroe	_____	1



Southland Conference

In an era of considerable change in intercollegiate athletics, the Southland Conference continues to be a model of innovation, stability and consistent achievement as it celebrates the academic and athletic accomplishments of its member institutions.

What began as a small gathering of college administrators more than 47 years ago, the Southland Conference has transformed itself into a dynamic and respected consortium of 12 member universities in three states. Beginning with a historic meeting of five institutions in Dallas on March 15, 1963, that included current members Lamar (then Lamar State College of Technology) and UT Arlington (then Arlington State College), the Southland Conference set on an extraordinary course that has proven successful well into its fifth decade of existence.

On July 1, 2006, the Southland Conference commemorated another milestone as the league membership reached 12, marking the largest configuration ever for the organization. The addition of the Central Arkansas and Texas A&M-Corpus Christi expanded the Southland into the Little Rock, Ark., metro area and into the eighth largest city in Texas. Central Arkansas and A&M-Corpus Christi enhanced the Southland Conference in innumerable ways, including athletic and academic successes, strong and principled leadership, and strong fan support and media coverage.

In addition to its two newest members, the Southland Conference lineup also consists of Lamar, McNeese State, Nicholls State, Northwestern State, Sam Houston State, Southeastern Louisiana, Stephen F. Austin State, UT Arlington, UTSA, and Texas State.

All told, the revised membership of the Southland encompasses more than 180,000 current students and an alumni base of approximately 920,000. Famous alums from Southland Conference schools include former President Lyndon B. Johnson (Texas State), former CBS news anchor Dan Rather (Sam Houston State), retired U.S. Central Command General Tommy Franks (UT Arlington), NBA executive Joe Dumars (McNeese State), ABC news anchor Robin Roberts (Southeastern Louisiana), country music star George Strait (Texas State), Major League Baseball stars Hunter Pence (UT Arlington), Kevin Millar (Lamar) and Ben Broussard (McNeese State), NBA legend Scottie Pippen (Central Arkansas) and actor Lou Diamond Phillips (UT Arlington).

The cities of the Southland are diverse and progressive, ranging from international business and cultural centers such as the Dallas/Fort Worth metropolplex, San Antonio and the New Orleans area, to the historical cities of Nacogdoches, Texas, and Natchitoches, La., to the home of the modern oil boom, Beaumont, Texas, to the unique Cajun French cultures found in the Louisiana cities of Thibodaux and Lake Charles. Southland Conference institutions also draw large numbers of students from the metropolitan areas of Houston, Little Rock, Baton Rouge, Austin, and Shreveport.

The Southland sponsors 17 championship sports, all at the NCAA Division I level. The eight men's sports include

baseball, basketball, cross country, football, golf, tennis, and indoor and outdoor track and field. The women compete for nine championships in basketball, cross country, golf, soccer, softball, tennis, indoor and outdoor track and field, and volleyball. The conference earns automatic qualification to NCAA championships in baseball, men's and women's basketball, men's and women's cross country, football, men's and women's golf, women's soccer, softball, men's and women's tennis, and volleyball.

Continuing its tradition of innovation, the league launched the Southland Conference Television Network in the fall of 2008 and has already broadcast nearly 70 events. In just its second year of production, the network has already received recognition for its work. It received a College Sports Media Award at the College Sports Video Summit in Atlanta in June 2010 for its production of the 2009 McNeese State vs.

Stephen F. Austin football game, which was judged the best live game or event in its category. The network also collected three prestigious Tell Awards.

Entering its third season in 2010-11, the network will expand its reach to roughly 6 million households throughout Texas, Louisiana and Arkansas.

In February 2010, the Southland Conference learned it, in conjunction with the city of Frisco, Texas, and the

Hunt Sports Group, would serve as the host of the NCAA Division I Football Championship game. The first of three championship games will be played Jan. 7, 2011 at Pizza Hut Park in Frisco, which has been home to the conference office since 2006. Frisco was recently named the fastest growing city in the nation.

The conference has increased sponsorship and championship opportunities for female student-athletes in recent years, adding women's golf and soccer as league sports. In 2007, Stephen F. Austin became the first Southland soccer team to score a goal in the NCAA tournament, while Texas State became the first women's golf program to compete in the NCAA tournament.

The Southland Conference has repeatedly demonstrated its commitment to the academic and athletic success of its student-athletes. With the F.L. McDonald Postgraduate Scholarship Award, the league annually honors one male and one female scholar-athlete with a stipend for postgraduate study. The Scholar-Athlete Award is given to each institution's male and female student-athlete with the highest grade-point average. The Steve McCarty Citizenship Award, initiated in 2005-06 and named after the former Stephen F. Austin athletic director, properly recognizes accomplishments off the court for a male and female student-athlete. Also, student-athletes with grade-point averages above 3.0 are honored on the Southland's annual All-Academic teams and Commissioner's Honor Roll. A record 934 student-athletes appeared on the honor roll following the 2010 spring semester.

In addition to providing expanding opportunities for student-athletes, the Southland Conference and its member institutions are very involved in various community outreach programs. Many of these programs provide positive life skills training such as academics, citizenship and leadership to school-aged students in Southland communities.



2009-10 Review



2009-10 Season Results



Record	Overall	Home	Away	Neutral
All Games	16-14	10-4	5-7	1-3
Conference	10-6	6-2	4-4	0-0
Non-Conference	6-7	4-2	1-3	1-2

Date	Opponent	Score	Attend	High Points	High Rebounds
Nov. 13	at Texas	60-71	4,384	(12) Amber Gregg	(12) Ashleigh Franklin
Nov. 15	Schreiner	86-32	785	(20) Judy Jones	(11) Ashleigh Franklin
Nov. 20	at Charleston Southern ^	75-73	647	(18) Whitney York	(10) Ashleigh Franklin
Nov. 21	at College of Charleston ^	45-62	327	(20) Amber Gregg	(9) Ashleigh Franklin
Nov. 27	Navy #	69-57	809	(15) Whitney York	(12) Judy Jones
Nov. 28	Jacksonville State #	81-69	891	(32) Amber Gregg	(8) Shantel Nwanguma
Dec. 7	Houston +	53-74	589	(15) Ashleigh Franklin	(18) Ashleigh Franklin
Dec. 19	Florida State %	50-65	729	(11) Kelsey Ansley	(7) Ashleigh Franklin
Dec. 20	Arkansas %	71-55	920	(18) Whitney York	(9) Judy Jones
Dec. 21	Kansas State %	55-59	852	(18) Whitney York	(10) Ashley Franklin
Dec. 29	Maine &	79-71	812	(18) Ashleigh Franklin	(11) Ashleigh Franklin
Dec. 30	Louisiana Tech &	72-82	804	(29) Ashleigh Franklin	(8) Judy Jones
Jan. 4	at Rice	56-70	265	(15) Judy Jones	(13) Judy Jones
Jan. 9	McNeese State *	68-61	706	(17) Whitney York	(13) Ashleigh Franklin
Jan. 13	at Nicholls *	58-49	118	(15) Judy Jones	(8) Ashley Franklin (8) Judy Jones
Jan. 16	UT-Arlington *	69-51	1,042	(14) Whitney York	(6) Whitney York
Jan. 23	at Texas A&M-Corpus Christi *	48-52	558	(12) Judy Jones	(12) Judy Jones
Jan. 27	Texas State *	70-59	1,428	(16) Jermini Malone	(8) Kameisha Johnson
Jan. 30	at Lamar *	60-69	1,386	(18) Ashleigh Franklin	(8) Judy Jones (8) Ashleigh Franklin
Feb. 3	Sam Houston State *	74-55	810	(26) Judy Jones	(10) Ashleigh Franklin
Feb. 6	at Southeastern Louisiana *	61-49	503	(23) Whitney York	(10) Ashleigh Franklin
Feb. 10	Central Arkansas *	71-66	851	(18) Whitney York	(11) Ashleigh Franklin
Feb. 13	at UT-Arlington *	71-78	653	(18) Whitney York	(9) Judy Jones
Feb. 17	Texas A&M-Corpus Christi *	58-37	1,082	(23) Judy Jones	(10) Judy Jones
Feb. 20	at Sam Houston State *	72-73 (2OT)	403	(25) Whitney York	(22) Ashleigh Franklin
Feb. 24	at Northwestern State *	50-48	643	(15) Whitney York	(10) Ashleigh Franklin
Feb. 27	Lamar *	63-66	1,054	(20) Whitney York	(7) Whitney York (7) Ashleigh Franklin
March 3	at Texas State *	58-55	863	(17) Whitney York	(10) Whitney York
March 7	Stephen F. Austin *	61-77	1,010	(24) Whitney York	(6) Whitney York
March 9	UT-Arlington \$	63-68	603	(20) Amber Gregg	(12) Ashleigh Franklin

^ Lowcountry Women's Classic (Charleston, S.C.)
 # UTSA Thanksgiving Classic (San Antonio, Texas)
 + Game played at the Alamodome (San Antonio, Texas)
 % Duel in the Desert Classic (Las Vegas, Nev.)
 & UTSA New Year's Classic (San Antonio, Texas)
 * Southland Conference game
 \$ State Farm SLC Tournament (Katy, Texas)

Attendance Summary	Games	Totals	Avg/Game
Home	14	12,673	905
Away	12	10,639	887
Neutral	4	3,124	781
Total	30	26,436	881



2009-10 Southland Conference Review

East Division

Standings	-----CONFERENCE-----				-----OVERALL-----			
	W-L	Pct	PF	PA	W-L	Pct	PF	PA
Stephen F. Austin	13-3	.813	1315	1152	18-11	.621	2270	2123
Central Arkansas	11-5	.688	1179	1116	21-8	.724	2200	1892
Northwestern State	7-9	.438	1099	1095	15-16	.484	2156	2093
Southeastern La.	6-10	.375	991	1080	12-18	.400	1881	1981
McNeese State	3-13	.188	1019	1118	7-22	.241	1824	1991
Nicholls	1-15	.063	946	1138	4-24	.143	1586	1950

West Division

Standings	-----CONFERENCE-----				-----OVERALL-----			
	W-L	Pct	PF	PA	W-L	Pct	PF	PA
Lamar	13-3	.813	1219	1093	26-8	.765	2549	2232
A&M-Corpus Christi	12-4	.750	1109	1032	24-11	.686	2427	2344
UTSA	10-6	.625	1012	945	16-14	.533	1927	1853
UT Arlington	9-7	.563	1155	1130	15-16	.484	2080	2177
Sam Houston State	8-8	.500	1190	1249	11-18	.379	2078	2323
Texas State	3-13	.188	1075	1161	7-20	.259	1752	1908

2009-10 All-Southland Conference Teams

First Team

Name	Pos.	Cl.	School
Whitney Cormier	G	Sr.	Stephen F. Austin
Meghan Nelson	G	Sr.	UT Arlington
Jade Davis	G	Jr.	A&M-Corpus Christi
Jenna Plumley	G	Jr.	Lamar
Megan Herbert	F	Fr.	Central Arkansas

Second Team

Name	Pos.	Cl.	School
Brittany Brooks	G	Sr.	Sam Houston State
Ricshanda Bickham	G	Jr.	Nicholls
Whitney York	G	So.	UTSA
Judy Jones	G/F	Fr.	UTSA
Darika Hill	F	Sr.	Lamar

Third Team

Name	Pos.	Cl.	School
Tammara Marion	G	So.	Stephen F. Austin
Kalis Loyd	G	Fr.	Lamar
Ashleigh Franklin	F	Jr.	UTSA
Shalyn Martin	F	Jr.	UT Arlington
Zevy Ivory	F	Sr.	Southeastern La.

Honorable Mention: Tammara Simmons, UTA; Britiany Houston, NWLA; Nakeia Guiden, UCA; Adrienne Scott, AMCC; Trashanna Smith, LU; Victoria Davis, TXST; Kiara Johnson, MCN.

2010 Southland Conference Tournament

March 9-12 • Merrell Center

Katy, Texas

Quarterfinals

No. 7 Northwestern St. 96, No. 2 Stephen F. Austin 82
 No. 3 Texas A&M-Corpus Christi 99, No. 6 Sam Houston St. 79
 No. 1 Lamar 88, No. 8 Southeastern Louisiana 64
No. 5 UT Arlington 68, No. 4 UTSA 63

Semifinals

No. 3 Texas A&M-Corpus Christi 74, No. 7 Northwestern St. 66
 No. 1 Lamar 70, No. 5 UT Arlington 61

Championship

No. 1 Lamar 86, No. 3 Texas A&M-Corpus Christi 59

All-Tournament Team

Meghan Nelson, UT Arlington
 Elisa Beagle, Texas A&M-Corpus Christi
 Jade Davis, Texas A&M-Corpus Christi
 Jenna Plumley, Lamar
 Darika Hill, Lamar (MVP)



History



UTSA Individual Records

POINTS

Game	40	Starlite Williams vs. St. Mary's	12-16-86
Season	582	Tammy Rogers (19.4 PPG)	'90-'91
Conf. Season	325	Nikki Hendrix (16.3 PPG)	'02-'03
Career	1,607	Starlite Williams (16.6 PPG)	'83-'87
Season Avg.	20.7	Starlite Williams	'86-'87
Career Avg.	16.6	Starlite Williams	'83-'87
In Convo	40	Starlite Williams vs. St. Mary's	12-16-86
Road Game	32	Tammy Rogers @ Texas A&M	12-19-90
Neutral Court	31	S. Williams vs. Baylor	12-6-86
Freshman (Game)	28	Richelle Parks @ McNeese St.	1-20-05
Freshman (Season)	436	Rosie Smith (15.6 PPG)	'97-'98
Sophomore (Game)	34	Starlite Williams vs. Minnesota	12-31-84
Sophomore (Season)	493	Starlite Williams (17.6 PPG)	'84-'85
Junior (Game)	36	Angel Singleton vs. NW St.	2-1-97
Junior (Season)	433	Angel Singleton (16.0 PPG)	'96-'97
Senior (Game)	40	Starlite Williams vs. St. Mary's	12-16-86
Senior (Season)	582	Tammy Rogers (19.4 PPG)	'90-'91
Freshman Debut	25	M. Martinovich @ Texas St.	11-23-81
Career Debut	25	M. Martinovich @ Texas St.	11-23-81
In a Loss	34	Starlite Williams vs. Minnesota	12-31-84
Conf. Game	36	Angel Singleton vs. NW St.	2-1-97
Conf. Tourn Game	28	R. Smith & A. Singleton vs. SFA	3-5-98
Back-to-Back Games	58	Starlite Williams vs. Alabama (27)	12-5-86
		Starlite Williams vs. Baylor (31)	12-6-86

FIELD GOALS MADE

Game	16	Starlite Williams vs. St. Mary's	12-16-86
Season	229	Starlite Williams (8.8 per game)	'86-'87
Career	674	Starlite Williams (6.9 per game)	'83-'87
Conf. Game	(3x) 12	Onika Anderson @ Central Ark.	2-11-09
Conf. Season	120	Nikki Hendrix (6.0 per game)	'02-'03

FIELD GOAL ATTEMPTS

Game	33	Tammy Rogers @ UA-Anchorage	2-23-91
Season	482	Tammy Rogers (16.1 per game)	'90-'91
Career	1,305	Starlite Williams (13.5 per game)	'83-'87
Conf. Game	22	Nikki Hendrix @ UT Arlington	1-10-04
	22	Vivian Ewalefo @ Nicholls	2-2-06
Conf. Season	300	Rosie Smith (16.7 per game)	'98-'99

FIELD GOAL PERCENTAGE (min attempts)

Game (10)	.928	S. Williams vs. Alabama (13-14)	12-5-86
Season (100)	.657	M. Martinovich (184-280)	'84-'85
Career (500)	.566	M. Martinovich (589-1039)	'81-'85
Conf. Game (7)	1.000	A. Singleton vs. Nicholls (9-9)	2-8-96
Conf. Season	.494	Renda Churman (116-235)	'00-'01

3PT FIELD GOALS MADE

Game	8	Terrie Davis vs. Lamar	1-12-08
Season	82	Terrie Davis (2.5 per game)	'07-'08
Career	168	Terrie Davis (1.4 per game)	'04-'08
Conf. Game	8	Terrie Davis vs. Lamar	1-12-08
Conf. Season	46	Terrie Davis (2.9 per game)	'07-'08
Consecutive	8	Nicole Dunson (3-3) vs. Texas St.	2-12-05
		Nicole Dunson (5-6) @ Southeastern La.	2-17-05

3PT FIELD GOALS ATTEMPTED

Game	16	Jordan Stark vs. UT Arlington	3-14-09
Season	224	Terrie Davis (6.8 per game)	'07-'08
Career	561	Terrie Davis (4.7 per game)	'90-'94
Conf. Game	15	Terrie Davis vs. Lamar	1-12-08
Conf. Season	123	Terrie Davis (7.7 per game)	'07-'08
	123	Rosie Smith (6.8 per game)	'98-'99

3PT FIELD GOAL PERCENTAGE (min attempts)

Game (5)	.875	Rosie Smith (7-8) vs. SFA	1-8-98
Season (75)	.441	Nicole Dunson (52-118)	'05-'06
Career (150)	.422	Nicole Dunson (98-234)	'04-'06
Conf. Game (5)	.875	Rosie Smith (7-8) vs. SFA	1-8-98
Conf. Season (50)	.407	Rosie Smith (33-81)	'97-'98

FREE THROWS MADE

Game	17	Monica Gibbs vs. Texas St.	3-4-09
Season	167	Tammy Rogers (5.6 per game)	'90-'91
		Monica Gibbs (5.1 per game)	'08-'09
Career	553	Angel Singleton (5.3 per game)	'93-'98
Conf. Game	17	Monica Gibbs vs. Texas St.	3-4-09
Conf. Season	116	Angel Singleton (6.4 per game)	'94-'95
Consecutive	29	Starlite Williams	11-28-68 thru 12-6-86

FREE THROWS ATTEMPTED

Game	24	Monica Gibbs vs. Texas St.	3-4-09
Season	275	Monica Gibbs (8.3 per game)	'08-'09
Career	779	Monica Gibbs (6.3 per game)	'05-'09
Conf. Game	24	Monica Gibbs vs. Texas St.	3-4-09
Conf. Season	143	Monica Gibbs (8.9 per game)	'08-'09

FREE THROW PERCENTAGE

Game	1.000	Whitney York vs. Central Arkansas (12-12)	02-10-10
Season	.903	Rhonda Hoffman (28-31)	'83-'84
Career	.820	Rosie Smith (169-206)	'97-'99
Conf. Game	1.000	Whitney York vs. Central Arkansas (12-12)	02-10-10
Conf. Season	.870	Rosie Smith (40-46)	'97-'98

REBOUNDS

Game	24	M. Martinovich vs. A&M-Kingsville	11-27-81
Season	351	Onika Anderson (10.6 per game)	'08-'09
Career	990	Monica Gibbs (8.0 per game)	'05-'09
Conf. Game	23	Onika Anderson vs. Sam Houston	2-25-09
Conf. Season	175	Keelah Wilson (9.7 per game)	'99-'00

ASSISTS

Game	15	Monica Gibbs vs. Huston-Tillotson	12-6-08
Season	221	Monica Gibbs (6.7 per game)	'08-'09
Career	693	Monica Gibbs (5.6 per game)	'05-'09
Conf. Game	15	Monica Gibbs @ Central Ark.	2-11-09
Conf. Season	115	Monica Gibbs (7.2 per game)	'08-'09

STEALS

Game	9	Rhonda Hoffman vs. Sam Houston	1-27-84
Season	92	Starlite Williams (3.5 per game)	'86-'87
Career	281	Starlite Williams (2.9 per game)	'83-'87
Conf. Game	8	Terrie Davis @ A&M-CC	1-27-07
Conf. Season	51	Joyce Howard (3.0 per game)	'97-'98

BLOCKS

Game	8	Kim Duncan @ Texas St.	1-24-85
Season	57	Kim Duncan (2.0 per game)	'84-'85
Career	93	Kim Duncan (1.7 per game)	'83-'85
Conf. Game	8	Kim Duncan @ Texas St.	1-24-85
Conf. Season	29	Keelah Wilson (1.6 per game)	'99-'00



Monica Gibbs holds the all-time assists (693) and rebounding (990) records.



UTSA Team Records

WINS (Highs)

Season	24	(24-9)	'08-'09
Conf. Season	17	(17-3)	'02-'03

WINS (Lows)

Season	4	(4-23)	'91-'92
Conf. Season	2	(2-16)	'94-'95
	2	(2-16)	'93-'94

LOSSES (Highs)

Season	23	(4-23)	'91-'92
Conf. Season	16	(2-16)	'94-'95

LOSSES (Lows)

Season	6	(21-6)	'83-'84
Conf. Season	3	(17-3)	'02-'03

POINTS (Highs)

Game	113	vs. Schreiner	11-24-90
	113	vs. Oklahoma City	2-27-84
Season	2,392	(79.7 ppg)	'90-'91
Conf. Game	92	vs. Nicholls	2-17-94
Conf. Season	1,269	(63.5 PPG)	'00-'01
Home Game	113	vs. Schreiner	11-24-90
Opp. Home Court	98	@ Tulane (O/T)	2-16-91
Neutral Court	100	vs. St. Mary's (Hemisfair)	1-24-89
In a Loss	89	@ UA-Anchorage	2-23-91
In Overtime Period	15	vs. Sam Houston	2-3-05

POINTS (Lows)

Game	32	vs. UTEP	1-11-93
Season	1,455	(51.9 ppg)	'01-'02
Conf. Game	36	vs. Nicholls	1-17-98
Conf. Season	902	(56.4 PPG)	'96-'97
Home Game	32	vs. UTEP	1-11-93
On Neutral Court	32	vs. SFA (Bossier City)	3-9-01
In a Half	10	@ UT Arlington	1-21-97

FIELD GOALS MADE (Highs)

Game	45	vs. Schreiner	11-24-90
Season	872	(32.3 FG per game)	'83-'84
Conf. Game	34	vs. McNeese St.	2-3-01
Conf. Season	455	(22.8 FG per game)	'00-'01

FIELD GOALS MADE (Lows)

Game	11	@ Nicholls	1-27-98
Season	516	(18.4 FG per game)	'01-'02
Conf. Game	11	@ Nicholls	1-17-98
Conf. Season	314	(19.6 FG per game)	'96-'97

FIELD GOALS ATTEMPTED (Highs)

Game	78	@ Rice	1-4-10
Season	2,024	(67.5 attempts per game)	'90-'91
Conf. Game	77	@ Northwestern St.	12-28-93
Conf. Season	1,110	(61.7 attempts per game)	'93-'94

FIELD GOALS ATTEMPTED (Lows)

Game	36	@ Baylor	12-16-96
Season	1,367	(52.6 attempts per game)	'98-'99
Conf. Game	38	@ McNeese St.	1-19-98
Conf. Season	780	(48.8 attempts per game)	'96-'97

FIELD GOAL PERCENTAGE (Highs)

Game	.706	vs. Texas Southern	12-5-96
Season	.478	(800-1,675)	'84-'85
Conf. Game	.596	@ Nicholls	2-1-03
Conf. Season	.438	(386-881)	'05-'06

FIELD GOAL PERCENTAGE (Lows)

Game	.208	@ Tulsa	12-1-07
Season	.364	(516-1,418)	'01-'02
Conf. Game	.212	@ Nicholls	1-17-98
Conf. Season	.364	(333-914)	'01-'02

3PT FIELD GOALS MADE (Highs)

Game	13	vs. Tulsa	1-5-09
Season	229	(6.9 3pt-FG per game)	'08-'09
Conf. Game	10	4 Times (@ Northwestern St.)	2-28-93
Conf. Season	109	(6.8 3pt-FG per game)	'08-'09

3PT FIELD GOALS MADE (Lows)

Game	0	Multiple Times	
Season	47	(1.7 3pt-FG per game)	'96-'97
Conf. Game	0	Multiple Times	
Conf. Season	29	(1.8 3pt-FG per game)	'96-'97

3PT FIELD GOALS ATTEMPTED (Highs)

Game	37	vs. UT Arlington	2-14-09
Season	698	(21.1 attempts per game)	'08-'09
Conf. Game	37	vs. UT Arlington	2-14-09
Conf. Season	350	(21.9 attempts per game)	'08-'09

3PT FIELD GOALS ATTEMPTED (Lows)

Game	0	Multiple Times	
Season	167	(6.2 attempts per game)	'96-'97
Conf. Game	0	@ Northwestern St.	1-9-97
Conf. Season	109	(6.8 attempts per game)	'96-'97

3PT FIELD GOAL PERCENTAGE (Highs) ** (minimum attempts)

Game ** (10)	.667	vs. Southeastern La. (8-12)	3-3-01
Season	.356	(144-405)	'05-'06
Conf. Game ** (10)	.667	vs. Southeastern La. (8-12)	3-3-01
Conf. Season	.438	(67-187)	'05-'06

3PT FIELD GOAL PERCENTAGE (Lows)

Game	.000	Multiple Times	
Season	.249	(84-338)	'99-'00
	.249	(87-350)	'93-'94
Conf. Game	.000	Multiple Times	
Conf. Season	.249	(59-237)	'99-'00

FREE THROWS MADE (Highs)

Game	33	vs. Oral Roberts ^	2-22-86
	33	@ Texas Tech	12-17-88
Season	531	(17.7 FT per game)	'90-'91
Conf. Game	30	@ Northwestern St.	1-3-98
Conf. Season	296	(17.4 FT per game)	'97-'98

FREE THROWS MADE (Lows)

Game	1	vs. Prairie View A&M	2-10-83
Season	286	(10.6 FT per game)	'81-'82
Conf. Game	1	vs. Texas St.	1-16-93
Conf. Season	174	(10.9 FT per game)	'07-'08

FREE THROWS ATTEMPTED (Highs)

Game	44	vs. Texas Tech	12-17-88
	44	vs. Kent St.	12-3-93
Season	789	(26.3 attempts per game)	'90-'91
Conf. Game	40	@ Northwestern St.	1-3-98
Conf. Season	432	(24.0 attempts per game)	'95-'96

FREE THROWS ATTEMPTED (Lows)

Game	3	vs. St. Mary's	2-14-84
Season	427	(15.8 attempts per game)	'81-'82
Conf. Game	3	vs. Louisiana-Monroe	2-17-01
Conf. Season	271	(16.9 attempts per game)	'07-'08

FREE THROW PERCENTAGE (Highs) ** (minimum attempts)

Game	.944	vs. North Texas (17-18)	1-22-96
Season	.715	(409-572)	'89-'90
Conf. Game ** (10)	.944	vs. North Texas (17-18)	1-22-96
Conf. Season	.742	(296-399)	'97-'98

FREE THROW PERCENTAGE (Lows) ** (minimum attempts)

Game ** (10)	.364	(8-22)	1-2-95
Season	.619	(289-467)	'93-'94
Conf. Game ** (10)	.400	@ Lamar (4-10)	1-6-07
	.400	@ Northwestern St. (4-10)	12-28-93
Conf. Season	.637	(237-372)	'09-'10



REBOUNDS (Highs)

Game	64	@ Prairie View A&M	2-8-90
Season	1,441	(43.7 RPG)	'08-'09
Conf. Game	62	@ Sam Houston	2-20-10
Conf. Season	759	(38.0 RPG)	'00-'01

REBOUNDS (Lows)

Game	21	@ UT Arlington	1-23-07
Season	863	(33.2 RPG)	'98-'99
Conf. Game	21	@ UT Arlington	1-23-07
Conf. Season	544	(32.0 RPG)	'97-'98

ASSISTS (Highs)

Game	34	@ Southwestern	11-22-83
	34	vs. Okla. City	2-27-84
Season	627	(24.1 APG)	'95-'96
Conf. Game	27	@ Sam Houston St.	2-22-01
Conf. Season	274	(13.7 APG)	'00-'01

ASSISTS (Lows)

Game	1	@ Creighton	2-10-87
Season	273	(10.5 APG)	'98-'99
Conf. Game	2	@ UT Arlington	1-23-07
Conf. Season	162	(10.1 APG)	'09-'10

TURNOVERS (Highs)

Game	38	vs. Sam Houston St.	1-12-95
Season	679	(25.1 TO per game)	'91-'92
Conf. Game	38	vs. Sam Houston St.	1-12-95
Conf. Season	459	(25.5 TO per game)	'94-'95

TURNOVERS (Lows)

Game	6	Twice (@ Texas St.)	3-3-10
Season	420	(15 TO Per Game)	'97-'98
Conf. Game	6	Twice (@ Texas St.)	3-3-10
Conf. Season	212	(13.3 TO per game)	'07-'08

STEALS (Highs)

Game	32	@ Hardin-Simmons	2-6-84
Season	373	(13.8 SPG)	'86-'87
Conf. Game	20	vs. North Texas	1-30-93
Conf. Season	195	(10.8 SPG)	'92-'93

STEALS (Lows)

Game	0	Multiple Times	
Season	163	(6.3 SPG)	'98-'99
Conf. Game	0	@ Nicholls	2-19-05
Conf. Season	109	(6.1 SPG)	'98-'99

BLOCKS (Highs)

Game	10	@ Northwestern St.	3-3-06
Season	(2x) 112	(3.4 BPG)	'08-'09
Conf. Game	10	@ Northwestern St.	3-3-06
Conf. Season	61	(3.8 BPG)	'07-'08

BLOCKS (Lows)

Game	0	Multiple Times	
Season	22	(0.8 BPG)	'96-'97
Conf. Game	0	Multiple Times	
Conf. Season	9	(0.6 BPG)	'96-'97

PERSONAL FOULS (Highs)

Game	33	@ UC Irvine	11-26-99
Season	653	(24.2 PF per game)	'83-'84
Conf. Game	29	@ Louisiana-Monroe	1-5-98
Conf. Season	384	(19.2 PF per game)	'00-'01
Most Disqualifications	28		'83-'84

PERSONAL FOULS (Lows)

Game	8	vs. A&M-Corpus Christi	2-2-08
Season	471	(16.2 PF per game)	'02-'03
Conf. Game	8	vs. A&M-Corpus Christi	2-2-08
Conf. Season	244	(15.3 PF per game)	'07-'08



The 2002-03 Roadrunners set a school record with 17 conference wins en route to their first-ever Southland Conference Regular Season Championship.



UTSA captured the program's first-ever Southland Conference Tournament Championship in March 2008.



The Roadrunners won their second Southland Conference Regular Season Championship after defeating Stephen F. Austin on March 7, 2009.



The 2008-09 UTSA women's basketball team collected its second straight Southland Conference Tournament Championship.



1,000-Point Club



Starlite Williams
Years Played: 1983-87
Games: 97
Average: 16.5
Points: 1,607



Angel Singleton
Years Played: 1994-98
Games: 105
Average: 14.8
Points: 1,557



Margaret Martinovich
Years Played: 1981-85
Games: 108
Average: 13.7
Points: 1,480



Monica Gibbs
Years Played: 2005-09
Games: 123
Average: 11.9
Points: 1,460



Tisha Boldt
Years Played: 1986-91
Games: 111
Average: 12.5
Points: 1,391



Tammy Rogers
Years Played: 1987-91
Games: 96
Average: 13.9
Points: 1,340



Michelle Martin
Years Played: 1989-93
Games: 103
Average: 11.5
Points: 1,189



Sharon Wilson
Years Played: 1985-89
Games: 102
Average: 11.5
Points: 1,172



Nikki Hendrix
Years Played: 2001-04
Games: 78
Average: 14.4
Points: 1,122



Kim Maxwell
Years Played: 1981-84
Games: 81
Average: 13.3
Points: 1,081



Terrie Davis
Years Played: 2004-08
Games: 118
Average: 8.9
Points: 1,052



Top 25 Career Scorers

Player, Seasons	G	FG	3Pt	FT	Avg.	Points
1. Starlite Williams (83-87)	97	674	0	259	16.5	1,607
2. Angel Singleton (94-98)	105	506	0	553	14.8	1,557
3. Margaret Martinovich (81-85)	108	589	0	302	13.7	1,480
4. Monica Gibbs (05-09)	123	490	15	465	11.9	1,460
5. Tisha Boldt (86-91)	111	561	0	256	12.5	1,391
6. Tammy Rogers (87-91)	96	451	27	355	13.9	1,340
7. Michelle Martin (89-93)	103	444	55	249	11.5	1,189
8. Sharon Wilson (85-89)	102	460	-	252	11.4	1,172
9. Nikki Hendrix (01-04)	78	426	45	225	14.4	1,122
10. Kim Maxwell (81-84)	81	502	-	77	13.3	1,081
11. Terrie Davis (04-08)	118	331	195	195	8.9	1,052
12. Lacy Mingee (01-06)	113	357	6	183	8.0	904
13. Rosie Smith (97-99)	54	308	94	169	16.2	879
14. Debbye Groves (84-88)	101	355	-	167	8.6	877
15. Vivian Ewalefo (05-07)	60	322	6	196	14.1	846
16. Valerie Wells (82-84)	54	367	-	94	15.3	828
17. Onika Anderson (05-09)	59	345	-	110	13.6	800
18. Katie Sandefur (02-06)	116	290	47	155	6.7	782
19. Whitney York (2007-P)	70	280	15	223	11.4	798
20. Karen Gaskin (88-90)	54	298	-	168	14.1	762
21. Amber Gregg (2007-P)	89	230	152	134	8.4	746
22. Renda Churman (97-01)	107	308	1	115	6.8	732
23. Latifa Northern (98-02)	109	268	44	137	6.6	717
24. Melinda Hausenfluke (90-94)	108	260	35	125	6.2	678
25. Rhonda Hoffman (83-87)	102	254	-	153	6.4	661



Starlite Williams is UTSA's all-time scoring leader with 1,607 points.



Tammy Rogers stands sixth all-time in points scored with 1,189 points.

Scoring Records

Most Points Scored In A Game

Player	Date	Opponent	FG	3PT	FT	PTS
1. Starlite Williams	12-16-86	St. Mary's	16	-	8	40
2. Angel Singleton	2-1-97	Northwestern State	10	0	16	36
3. Starlite Williams	12-31-84	Minnesota	15	-	4	34
4. Rosie Smith	1-8-98	Stephen F. Austin	11	7	3	32
Tammy Rogers	12-19-90	Texas A&M	8	4	12	32
Amber Gregg	11-28-09	Jacksonville State	11	7	3	32
7. Tammy Rogers	1-30-91	UT-Pan American	13	4	1	31
Starlite Williams	12-9-86	Baylor	14	0	3	31
9. Starlite Williams	12-3-86	Houston	10	-	10	30
Starlite Williams	12-3-85	Rice	11	-	8	30
Kim Maxwell	2-27-84	Oklahoma	14	-	2	30
Rosie Smith	2-20-99	Lamar	9	4	8	30

Most Points Scored In A Conference Game

Player	Date	Opponent	FG	3PT	FT	PTS
1. Angel Singleton	2-1-97	Northwestern State	10	0	16	36
2. Rosie Smith	1-8-98	Stephen F. Austin	11	7	3	32
3. Rosie Smith	2-20-99	Lamar	9	4	8	30
4. Rosie Smith	1-2-99	Lamar	10	6	3	29
Monica Gibbs	3-4-09	Texas St.	6	-	17	29
5. Nikki Hendrix	2-21-02	Southeastern Louisiana	12	0	4	28
Sabirah Spencer	2-14-98	UT Arlington	6	4	12	28
Onika Anderson	2-11-09	Central Arkansas	12	-	4	28
7. Angel Singleton	2-13-95	UT Arlington	-	-	15	27
Nikki Hendrix	1-2-03	Northwestern State	10	0	7	27
Onika Anderson	2-9-08	Stephen F. Austin	12	0	3	27
Ryba Pawlaczyk	2-18-09	A&M-Corpus Christi	12	0	3	27
10. Judy Jones	2-3-10	Sam Houston State	8	0	10	26
Onika Anderson	2-16-08	Nicholls	11	0	4	26
Nikki Hendrix	1-31-04	Nicholls	7	1	11	26
Nikki Hendrix	2-28-04	Northwestern State	10	1	5	26
Rosie Smith	2-18-99	Sam Houston State	10	3	3	26
Angel Singleton	2-8-96	Nicholls	-	-	-	26

Most Points Scored In A Conference Season

Player, Season	G	FG	3Pt	FT	Avg.	Points
1. Nikki Hendrix (2002-03)	20	120	13	67	16.2	325
2. Rosie Smith (1998-99)	18	104	32	80	17.8	320
3. Angel Singleton (1996-97)	16	93	0	84	16.9	270
4. Monica Gibbs (2008-09)	16	85	2	90	16.4	262
5. Nikki Hendrix (2001-02)	20	104	9	43	13.0	260
6. Renda Churman (2000-01)	21	116	1	25	12.3	258
Nikki Hendrix (2003-04)	15	93	11	61	17.2	258
8. Keelah Wilson (1999-00)	18	102	0	51	14.2	255
9. Onika Anderson (2007-08)	16	111	0	30	15.8	252
10. Vivian Ewalefo (2006-07)	16	94	3	59	15.6	250

Highest Scoring Average In A Conference Season

Player, Season	G	Points	Avg.
1. Rosie Smith (1998-99)	18	320	17.8
2. Kim Maxwell (1983-84)	10	173	17.3
3. Nikki Hendrix (2003-04)	15	258	17.2
4. Angel Singleton (1996-97)	16	270	16.9
Monica Gibbs (2008-09)	16	262	16.4
5. Nikki Hendrix (2002-03)	20	325	16.2
Whitney York (2009-10)	16	243	16.2
7. Valarie Wells (1983-84)	10	161	16.1
8. Onika Anderson (2007-08)	16	252	15.8
9. Vivian Ewalefo (2006-07)	16	150	15.6
10. Angel Singleton (1997-98)	16	244	15.2
Rosie Smith (1997-98)	16	243	15.2



Rosie Smith posted the highest scoring average in conference play at 17.8 points per game.



In 2003-04, Nikki Hendrix scored a record 325 points in conference play.



500-Rebound Club



Monica Gibbs
Years Played: 2005-09
Games: 123
Average: 8.0
Rebounds: 990



Margaret Martinovich
Years Played: 1981-85
Games: 108
Average: 7.2
Rebounds: 778



Angel Singleton
Years Played: 1994-98
Games: 105
Average: 6.9
Rebounds: 730



Tisha Boldt
Years Played: 1986-91
Games: 111
Average: 6.1
Rebounds: 675



Starlite Williams
Years Played: 1983-87
Games: 97
Average: 6.6
Rebounds: 636



Michelle Martin
Years Played: 1989-93
Games: 103
Average: 5.7
Rebounds: 590



Debbye Groves
Years Played: 1984-88
Games: 101
Average: 5.5
Rebounds: 550



Tiffany Williams
Years Played: 1990-94
Games: 102
Average: 5.3
Rebounds: 544



Tammy Rogers
Years Played: 1987-91
Games: 96
Average: 5.3
Rebounds: 513



Monica Gibbs is one of six players in school history to record more than 1,000 points and 500 rebounds.



Miscellaneous Records

Rebounding

Most Rebounds/Game

Reb. Player	Date	Opponent
24, M. Martinovich	11-27-81	A&M-Kingsville
23, Onika Anderson	2-21-09	Sam Houston
22, Ashleigh Franklin	2-20-10	Sam Houston
20, Cindy Pavell	12-1-81	TLU
19, Keelah Wilson	12-30-99	UTA
19, Vivian Ewalefo	1-6-07	Lamar
19, Onika Anderson	1-26-08	Texas St.
18, Ashleigh Franklin	12-7-09	Houston
18, Tammy Tilghman	12-9-88	Iona
17, Richelle Parks	12-19-05	UT-Martin
17, M. Martinovich	1-6-83	TSU
17, Angel Singleton	1-22-96	UNT
17, Vivian Ewalefo	3-3-06	NW St.
16, Niki Foster	2-22-01	Sam Houston
16, Keelah Wilson	1-20-00	NW St.
16, Angel Singleton	1-11-96	McNeese
16, Onika Anderson	1-19-08	NW St.
16, Onika Anderson	2-2-08	A&MCC
16, Onika Anderson	1-10-09	McNeese
15, Angel Singleton	2-2-95	NW St.
15, A. Archambaldt	3-16-94	Sam Houston
15, Mantha Emory	12-30-93	ULM
15, Michelle Martin	2-10-83	PV-A&M

Most Rebounds/Conference Game

Player	Reb.	Opponent
1. Onika Anderson	23	Sam Houston (2-21-09)
2. Ashleigh Franklin	22	Sam Houston (2-20-10)
3. Keelah Wilson	19	UTA (12-30-99)
	19	Lamar (1-6-07)
	19	Texas St. (1-26-08)
6. Vivian Ewalefo	17	NW St. (3-3-06)
7. Onika Anderson	16	NW St. (1-19-08)
	16	Sam Houston (2-22-01)
	16	NW St. (1-20-00)
	16	NW St. (2-19-00)
	16	McNesse (1-10-09)



Onika Anderson

Field Goals

Most Field Goals/Game

FG Player	Date	Opponent
16, Starlite Williams	12-16-86	St. Mary's
15, Starlite Williams	12-31-84	Minnesota
12, Ashleigh Franklin	12-30-09	Louisiana Tech
12, Keelah Wilson	12-3-99	UTPA
12, Nikki Hendrix	2-11-02	SU
12, Onika Anderson	2-11-09	UCA
12, Ryba Pawlaczyk	2-18-09	A&M-CC
11, Amber Gregg	11-28-09	Jacksonville St.
11, Rosie Smith	1-8-98	SFA
11, Richelle Parks	1-20-05	McNeese

Most Field Goals/Conference Game

FG Player	Date	Opponent
12, Onika Anderson	2-9-08	SFA
12, Nikki Hendrix	2-11-02	SLU
12, Onika Anderson	2-11-09	UCA
12, Ryba Pawlaczyk	2-18-09	A&M-CC
11, Onika Anderson	2-16-08	Nicholls
11, Richelle Parks	1-20-05	McNeese
11, Rosie Smith	1-8-98	SFA
10, Whitney York	2-20-10	Sam Houston
10, Vivian Ewalefo	2-2-06	Nicholls
10, Vivian Ewalefo	2-22-07	McNeese
10, Monica Gibbs	2-8-07	SLU
10, Nikki Hendrix	1-2-03	NW St.
10, Nikki Hendrix	2-28-04	NW St.
10, Angel Singleton	2-17-97	NW St.
10, Rosie Smith	1-2-99	Lamar
10, Rosie Smith	2-18-99	Sam Houston

Field Goal Attempts /Season

Player	FG	Year
1. Tammy Rogers	482	1990-91
2. Monica Gibbs	455	2008-09
3. Rosie Smith	434	1998-99
4. Vivian Ewalefo	413	2006-07
5. Starlite Williams	408	1984-85
6. Sharon Wilson	366	1988-89
7. Valerie Wells	365	1983-84
8. Trisha Boldt	361	1988-89
	361	2008-09
9. Keelah Wilson	360	1999-00
10. Rosie Smith	359	1997-98

Field Goal Attempts/Conference Season

Player	FGA	Year
1. Rosie Smith	300	1998-99
2. Nikki Hendrix	252	2002-03
3. Keelah Wilson	241	1999-00
4. Renda Churman	235	2000-01
5. Nikki Hendrix	231	2001-02
6. Nikki Hendrix	221	2003-04
7. Monica Gibbs	216	2008-09
7. Vivian Ewalefo	214	2006-07
8. Kisha Dancy	210	1994-95
9. Jene Vanderbilt	203	1999-00
	203	2007-08



Starlite Williams

Field Goals Attempted/Career

Player	FGA	Years
1. Starlite Williams	1,305	1983-87
2. Monica Gibbs	1,250	2005-09
2. Tammy Rogers	1,137	1987-91
3. Sharon Wilson	1,136	1985-89
4. Trisha Boldt	1,111	1987-91
5. Kim Maxwell	1,048	1981-84
6. Michelle Martin	1,043	1989-93
7. Margaret Martinovich	1,039	1981-85
8. Angel Singleton	990	1993-98
9. Vivian Ewalefo	968	2005-07
10. Terrie Davis	895	2004-08

Three-Point FG Records

Most 3-Pointers Made/Game

Player	FG	Opponent
1. Terrie Davis	8	Lamar (1-12-08)
2. Rosie Smith	7	SFA (1-8-98)
	7	Texas St. (1-26-08)
	7	UTA (3-14-09)
	7	Jacksonville St. (11-28-09)
5. Rosie Smith	6	Lamar (1-2-99)
	6	A&M-K'ville (11-25-95)
	6	UNT (1-22-96)
	6	SFA (1-4-96)
	6	UCA (1-17-08)
	6	High Point (12-30-08)
	6	Tulsa (1-5-09)
	6	UCA (2-11-09)
	6	C. of Charleston (11-21-09)

Most 3-Pointers/Conference Game

Player	Date	Opponent
1. Terrie Davis	8	Lamar (1-12-08)
2. Rosie Smith	7	SFA (1-8-98)
	7	UTA (3-14-09)
4. Alysse Davis	6	UCA (2-11-09)
Rosie Smith	6	Lamar (1-2-99)
Sherika Nelson	6	SFA (1-4-96)
Sherika Nelson	6	UNT (1-22-96)
Terrie Davis	6	UCA (1-17-08)
Terrie Davis	6	Texas St. (1-26-08)
Nicole Dunson	6	Sam Houston (1-19-06)



Most 3-Point FG Attempts/Game

Player	FGA	Opponent
1. Jordan Stark	16	UTA (3-14-09)
2. Terrie Davis	15	Lamar (1-12-08)
Jordan Stark	15	UTA (2-14-09)
3. Philicia Ross	13	ULM (2-15-92)
Rosie Smith	13	Texas St. (2-27-99)
Philicia Ross	13	Schreiner (2-1-93)
6. Sherika Nelson	12	UNT (1-22-96)
Nicole Dunson	12	NW St. (1-8-05)
Lynsey Freeman	12	Memphis (12-29-06)
Terrie Davis	12	UTA (2-21-08)
10. Terrie Davis	11	Buffalo (12-30-05)
Terrie Davis	11	UCA (1-17-08)
Terrie Davis	11	SLU (2-14-08)
Terrie Davis	11	Texas St. (1-26-08)
Terrie Davis	11	UCA (1-17-08)

Most 3-Point FG Attempts/Conf. Game

Player	FGA	Opponent
1. Jordan Stark	16	UTA (3-14-09)
2. Terrie Davis	15	Lamar (1-12-08)
Jordan Stark	15	UTA (2-14-09)
4. Philicia Ross	13	ULM (2-15-92)
Rosie Smith	13	Texas St. (2-27-99)
6. Amber Gregg	12	Lamar (1-30-10)
Amber Gregg	12	Lamar (2-27-10)
8. Terrie Davis	11	UCA (1-17-08)
Terrie Davis	11	SLU (2-14-08)
Terrie Davis	11	Texas St. (1-26-08)
Terrie Davis	11	UCA (1-17-08)

Consecutive 3-Pointers Made

Player	Date	Opponent
8, Nicole Dunson	2-12 to 2-17-05	two opp.



Terrie Davis

Most 3-Pointers Made/Conf. Season

Player	FG	Season
1. Terrie Davis	46	2007-08
2. Rosie Smith	33	1997-98
3. Rosie Smith	32	1998-99
4. Julie Rampley	31	2000-01
5. Nicole Dunson	30	2004-05
6. Nicole Dunson	28	2005-06
7. Julie Rampley	26	2002-03
8. Terrie Davis	25	2006-07

Most 3-Point FG Attempts/Season

Player	FGA	Year
1. Terrie Davis	224	2007-08
2. Amber Gregg	183	2009-10
3. Terrie Davis	165	2006-07
4. Jordan Stark	158	2007-08
5. Rosie Smith	157	1998-99
6. Rosie Smith	141	1997-98
7. Lynsey Freeman	140	2006-07
8. Melinda Hausenfluke	136	1991-92
9. Sherika Nelson	134	1995-96
10. Nicole Dunson	118	2005-06

3-Point FG Attempts/Career

Player	FGA	Years
1. Terrie Davis	561	2004-08
2. Amber Gregg	483	2007-P
3. Philicia Ross	375	1990-94
4. Rosie Smith	298	1997-99
5. Nicole Dunson	234	2004-06
6. Julie Rampley	212	2000-03
7. Jene Vanderbilt	194	1998-02

Free Throws

Most Free Throws Made/Game

Player	FT	Opponent
1. Monica Gibbs	17	Texas St. (3-4-09)
2. Angel Singleton	16	NW St. (2-1-97)
3. Angel Singleton	15	UTA (3-2-95)
4. Danielle Johnson	15	TSU (11-19-99)
5. Tammy Rogers	13	Tulane (2-16-91)
Whitney York	13	Louisiana Tech (12-30-09)
7. Sabriah Spencer	12	UTA (2-14-98)
Kate Fitzgerald	12	McNeese 1-15-02)
Monica Gibbs	12	Nicholls (2-10-07)
Whitney York	12	C. Arkansas (2-10-10)

Most Free Throws Made/Conf. Game

Player	FT	Opponent
1. Monica Gibbs	17	Texas St. (3-4-09)
2. Angel Singleton	16	NW St. (2-1-97)
3. Angel Singleton	15	UTA (3-2-95)
4. Monica Gibbs	12	Nicholls (2-10-07)
Whitney York	12	C. Arkansas (2-10-10)
6. Katie Sandefur	11	Sam Houston (1-19-06)
7. Vivian Ewalefo	11	NW St. (3-3-06)
Monica Gibbs	10	Sam Houston (2-1-07)
Vivian Ewalefo	10	NW St. (1-13-07)

Most Free Throws Attempts/Game

Player	FT	Opponent
1. Monica Gibbs	24	Texas St. (3-4-09)
2. Angel Singleton	19	NW St. (2-1-97)
Danielle Johnson	19	TSU (11-19-99)
4. Angel Singleton	16	UTA (3-2-95)
5. Tammy Rogers	15	Wayland Bapt. (11-30-90)



Angel Singleton

6. Kate Fitzgerald	14	McNeese (1-15-02)
7. Niki Foster	13	Texas St. (1-27-01)
Richelle Parks	13	UT Martin (12-19-05)
9. Monica Gibbs	12	ULM (1-28-06)
Vivian Ewalefo	12	UTA (3-8-06)

Most FT Attempts/Conference Game

Player	FT	Opponent
1. Monica Gibbs	24	Texas St. (3-4-09)
2. Angel Singleton	19	NW St. (2-1-97)
3. Monica Gibbs	18	UTA (2-15-07)
4. Angel Singleton	16	UTA (3-2-95)
5. Kate Fitzgerald	14	McNeese (1-15-02)
Judy Jones	14	Sam Houston (2-3-10)
7. Niki Foster	13	Texas St (1-27-01)
Monica Gibbs	13	TAMUCC (1-27-07)
Monica Gibbs	13	Sam Houston (2-1-07)
Monica Gibbs	13	Southeastern La. (3-7-07)

Highest FT Percentage/Game

FT-A, Player	Date	Opponent
(12-12), Whitney York	2-10-10	C. Arkansas
(11-11), Starlite Williams	11-29-86	Reno
(11-11), Nikki Hendrix	1-31-04	Nicholls
(11-11), Katie Sandefur	1-19-06	Sam Houston
(10-10), Whitney York	11-9-07	H-T
(10-10), Monica Gibbs	12-1-07	Tulsa

Free Throws Made/Conference Season

Player	Year	FT
1. Angel Singleton	1994-95	116
2. Monica Gibbs	2008-09	90
3. Rosie Smith	1998-99	80
Angel Singleton	1997-98	80
Whitney York	2009-10	80
6. Monica Gibbs	2006-07	77
7. Kate Fitzgerald	2001-02	68
Vivian Ewalefo	2005-06	68
9. Nikki Hendrix	2002-03	67



Free Throws Attempted/Season

Player	Year	FTA
1. Monica Gibbs	2008-09	275
2. Monica Gibbs	2006-07	214
3. Tammy Rogers	1990-91	206
4. Angel Singleton	1994-95	198
5. Whitney York	2009-10	193
6. Angel Singleton	1996-97	192
7. Monica Gibbs	2007-08	184
8. Angel Singleton	1997-98	169
9. Tisha Boldt	1990-91	158
10. Angel Singleton	1995-96	157

Free Throw Percentage/Season (Min. 40 attempts)

Player, Year	M-A	FT%
1. Rosie Smith (97-98)	65-76	88.5
2. Rhonda Hoffman (85-86)	49-56	87.5
3. Terrie Davis (06-07)	65-77	84.4
4. Amber Gregg (08-09)	66-79	83.5
5. Joyce Howard (97-98)	104-127	81.9
6. Tammy Rogers (90-91)	167-206	81.1
7. Amber Gregg (2009-10)	46-57	80.7
8. Tammy Rogers (89-90)	104-129	80.6
9. Rosie Smith (98-99)	104-130	80.0
Nikki Hendrix (03-04)	92-115	80.0

Free Throws Made/Career

Player	Yrs	FTM
1. Angel Singleton	1993-98	553
2. Monica Gibbs	2005-09	465
3. Tammy Rogers	1987-91	355
4. Margaret Martinovich	1981-85	302
6. Starlite Williams	1983-87	259
Tisha Boldt	1987-91	256

Free Throws Attempted/Career

Player	Yrs	FTA
1. Monica Gibbs	2005-09	833
2. Angel Singleton	1993-98	721
3. Tammy Rogers	1987-91	453
4. Margaret Martinovich	1981-85	397
5. Tisha Boldt	1987-91	381
6. Starlite Williams	1983-87	365

Free Throw Percentage/Career (Min. 100 attempts)

Player, Year	A-M	FT%
1. Rosie Smith (97-99)	169-206	82.0
2. Amber Gregg (07-P)	134-166	80.7
3. Rhonda Hoffmann (83-87)	153-195	78.5
4. Amy Alkek (86-88)	88-113	77.8
5. M. Martinovich (81-85)	302-397	76.1
6. Vivian Ewalefo (05-07)	196-262	74.8
7. Nikki Hendrix (01-04)	225-302	74.5
8. Karen Gaskin (88-90)	168-229	73.4
Karen Kroen (83-87)	105-143	73.4
10. Kate Fitzgerald (200-02)	149-204	73.0

Assists

Most Assists/Game

AST Player	Date	Opponent
15 Monica Gibbs	2-11-09	UCA
13 Monica Gibbs	12-6-08	H-T
Shelley Seale	1-29-83	H-T
Joyce Howard	2-7-98	McNeese
12 Kim Reed	2-12-05	Texas St.
Shelley Seale	1-17-83	H-T

Tammy Rogers	2-12-91	UTEP
Monica Gibbs	12-30-06	Kent St.
11 Monica Gibbs	3-22-09	Baylor
Monica Gibbs	11-16-08	TCU
Monica Gibbs	2-18-09	TAMUCC
Shelley Seale	2-2-83	SMU
Joyce Howard	3-4-98	Sam Houston
Joyce Howard	3-5-98	SFA
Joyce Howard	11-28-97	H-Simmons
Joyce Howard	1-8-98	SFA
10 Amber Follis	12-28-98	Fordham
Amber Follis	2-27-99	Texas St.
Joyce Howard	1-5-98	ULM
Joyce Howard	1-8-98	SFA

Most Assists/Conference Game

AST Player	Date	Opponent
15 Monica Gibbs	2-11-09	UCA
13 Joyce Howard	2-7-98	McNeese
12 Kim Reed	2-12-05	Texas St.
11 Monica Gibbs	2-18-09	TAMUCC
Joyce Howard	3-4-98	Sam Houston
Joyce Howard	3-5-98	SFA
Joyce Howard	1-8-98	SFA
10 Monica Gibbs	2-28-09	Lamar
Amber Follis	2-27-99	Texas St.
Joyce Howard	1-5-98	ULM
Joyce Howard	1-8-98	SFA

Games

Most Games Played/Season

Gms.	Player	Year
33	Onika Anderson	2008-09
	Monica Gibbs	2008-09
	Ryba Pawlaczyk	2008-09
	Amanda Foster	2007-08
	Monica Gibbs	2007-08
	Whitney York	2007-08
32	Terrie Davis	2007-08
	Amber Gregg	2007-08
31	Jordan Stark	2007-08
30	Melinda Hausenfluke	1990-91
	Tammy Rogers	1990-91
	Tisha Boldt	1990-91
	Portia Matthews	1990-91
	Vivian Ewalefo	2005-06, 06-07
	Lacy Mingee	2005-06
	Katie Sandefur	2005-06
	Terrie Davis	2006-07
	Tia Bogan	2006-07
	Lynsey Freeman	2006-07
	Ashleigh Franklin	2009-10

Most Games Started/Season

Gm.	Player	Year
33	Onika Anderson	2008-09
	Monica Gibbs	2008-09
	Ryba Pawlaczyk	2008-09
	Amanda Foster	2007-08
	Whitney York	2007-08
31	Terrie Davis	2007-08
30	Tisha Boldt	1990-91
	Vivian Ewalefo	2005-06
	Lacy Mingee	2005-06
	Katie Sandefur	2005-06
	Terrie Davis	2006-07

Monica Gibbs	2007-08
Ashleigh Franklin	2009-10
29 Renda Churman	2000-01
Julie Rampley	2002-03
Nicole Dunson	2005-06
Farren Fox	2005-06
Ana Oliveira	2005-06, 06-07
Vivian Ewalefo	2006-07

Consecutive Games Started

Player	Starts
1. Tisha Boldt	86
2. Tammy Rogers	80

Largest Victory Margin

Marg.	Score	Opponent	Date
67	96-29	PV-A&M	2-10-83
	105-38	PV- A&M	12-7-93
61	91-30	Texas Southern	12-5-96
54	86-32	Schreiner	11-15-09
	100-46	Southwestern	11-28-83
53	86-33	Nicholls	1-14-09
49	90-41	H-Simmons	2-20-84
46	72-26	PV-A&M	1-27-83
44	88-44	PV-A&M	11-16-04
43	80-37	Texas Southern	12-16-97
41	88-47	Sam Houston	1-27-84
41	87-46	McNeese St.	2-22-07

Home Attendance

Attendance	Opponent	Date
2,311	McNeese State	2-7-04
2,021	SW Texas State	1-27-96
1,736	UT Arlington	2-26-05
1,699	Texas A&M-CC	2-24-07
1,690	Texas State	2-23-08
1,445	Texas State	1-21-04
1,428	Texas State	1-27-10



Monica Gibbs



Career Top 10 Lists

Points			Scoring Average			Assists		
Name	Yr.	Points	Name	Games	Avg	Name	Games	Ast
1. Starlite Williams	1983-87	1,607	1. Starlite Williams (83-87)	97	16.5	1. Monica Gibbs (05-09)	123	693
2. Angel Singleton	1994-98	1,557	2. Rosie Smith (97-99)	54	16.2	2. Tammy Rogers (87-91)	96	406
3. Margaret Martinovich	1981-85	1,480	3. Valerie Wells (82-84)	54	15.3	3. Rhonda Hoffman (83-87)	102	375
4. Monica Gibbs	2005-09	1,460	4. Angel Singleton (93-98)	105	14.8	4. Sharon Wilson (85-89)	102	355
5. Tisha Boldt	1986-91	1,391	5. Nikki Hendrix (01-04)	78	14.4	5. Joyce Howard (96-98)	53	333
6. Tammy Rogers	1987-91	1,340	6. Karen Gaskin (88-90)	54	14.1	6. Shelley Seale (81-83)	54	296
7. Michelle Martin	1989-93	1,189	Vivian Ewalefo (05-07)	60	14.1	7. Kim Reed (01-05)	112	272
8. Sharon Wilson	1985-89	1,172	8. Tammy Rogers (87-91)	96	13.9	8. Karen Kroen (83-87)	73	263
9. Nikki Hendrix	2001-04	1,122	9. Margaret Martinovich (81-85)	108	13.7	9. Kim Maxwell (81-84)	81	259
10. Kim Maxwell	1981-84	1,081	10. Denise Forestier (90-92)	38	13.6	10. Terrie Davis (04-08)	118	229

Assists Average			Rebounding			Rebounding Average		
Name	Games	Avg	Name	Games	Reb	Name	Games	Avg
1. Joyce Howard (96-98)	53	6.2	1. Monica Gibbs (05-09)	123	990	1. Monica Gibbs (05-09)	123	8.0
2. Monica Gibbs (05-09)	123	5.6	2. Margaret Martinovich (81-85)	108	778	2. Margaret Martinovich (81-85)	108	7.2
3. Shelley Seale (81-83)	54	5.5	3. Angel Singleton (93-98)	105	730	3. Angel Singleton (93-98)	105	6.9
4. Tammy Rogers (87-91)	96	4.2	4. Tisha Boldt (86-91)	111	675	4. Starlite Williams (83-87)	97	6.6
5. Julie Rampley (00-03)	53	3.8	5. Starlite Williams (83-87)	97	636	5. Tisha Boldt (86-91)	111	6.1
6. Rhonda Hoffman (83-87)	102	3.6	6. Michelle Martin (89-93)	103	590	6. Michelle Martin (89-93)	103	5.7
Karen Kroen (83-87)	73	3.6	7. Debbeye Groves (84-88)	101	550	7. Debbeye Groves (84-88)	101	5.5
8. Sharon Wilson (85-89)	102	3.5	8. Tiffany Williams (90-94)	102	544	8. Tiffany Williams (90-94)	102	5.3
9. Kim Maxwell (81-84)	81	3.2	9. Tammy Rogers (87-91)	96	513	9. Lacy Mingee (01-06)	113	4.8
10. Kim Reed (01-05)	112	2.4	10. Katie Sandefur (02-06)	116	473	10. Katie Sandefur (02-06)	116	4.1

Steals			3-pt FG Made			Field Goals Made		
Name	Games	Steals	Name	Games	3-pt	Name	Games	FG
1. Starlite Williams (83-87)	97	281	1. Terrie Davis (04-08)	118	168	1. Starite Williams (83-87)	97	674
2. Michelle Martin (89-93)	103	227	2. Philicia Ross (90-94)	95	121	2. Margaret Martinovich (81-85)	108	589
3. Sharon Wilson (85-89)	102	223	3. Jordan Stark (07-09)	55	111	3. Tisha Boldt (86-91)	111	561
4. Rhonda Hoffman (83-87)	102	222	4. Amber Gregg (07-P)	61	103	4. Angel Singleton (93-98)	105	506
5. Monica Gibbs (05-09)	123	207	5. Nicole Dunson (04-06)	54	98	5. Kim Maxwell (81-84)	81	502
6. Terrie Davis (04-08)	118	173	6. Rosie Smith (96-98)	54	94	6. Sharon Wilson (85-89)	102	460
7. Tammy Rogers (87-91)	96	165	7. Tammy Rogers (87-91)	96	86	7. Tammy Rogers (87-91)	96	451
8. Angel Singleton (93-98)	105	150	8. Julie Rampley (00-03)	53	78	8. Michelle Martin (89-93)	103	444
9. Latifa Northern (98-02)	109	144	9. Denise Forestier (90-92)	38	61	9. Nikki Hendrix (01-04)	81	426
10. Joyce Howard (96-98)	53	137	10. Kim Reed (01-05)	112	60	10. Valerie Wells (82-84)	54	367

Blocks			Games Played			Games Started		
Name	Games	Blocks	Name	Years	Games	Name	Starts	
1. Kim Duncan (83-85)	55	93	1. Monica Gibbs	2005-09	123	1. Monica Gibbs	2005-09	113
2. Starlite Williams (83-87)	97	88	2. Terrie Davis	2004-08	118	2. Angel Singleton	1994-98	99
3. Mantha Emory (93-95)	52	81	3. Katie Sandefur	2002-06	116	Terrie Davis	2004-08	99
4. Lacy Mingee (01-06)	113	73	4. Lacy Mingee	2001-06	113	4. Starlite Williams	1983-87	92
5. Monica Gibbs (05-09)	90	69	5. Kim Reed	2001-05	112	5. Tammy Rogers	1987-91	90
6. Katie Sandefur (02-06)	116	66	6. Tisha Boldt	1987-91	111	6. Tisha Boldt	1986-91	87
Ryba Pawlaczyk (07-09)	60	66	7. Latifa Northern	1998-02	109	7. Latifa Northern	1998-02	83
8. Keelah Wilson (98-00)	52	61	8. Margaret Martinovich	1981-85	108	8. Kim Maxwell	1981-84	81
9. Sharon Wilson (83-87)	102	58	Melinda Hausenfluke	1990-94	108	Melinda Hausenfluke	1990-94	81
10. Carmen Brockman (89-92)	79	57	10. Renda Churman	1997-01	107	10. Katie Sandefur	2002-06	80



Single-Season Top 10 Lists

Points			Scoring Average			Assists		
Name	Games	Points	Name	Games	Avg	Name	Games	Asts
1. Tammy Rogers (90-91)	30	582	1. Starlite Williams (86-87)	26	20.7	1. Monica Gibbs (08-09)	33	221
2. Starlite Williams (86-87)	26	538	2. Tammy Rogers (90-91)	30	19.4	2. Tammy Rogers (90-91)	30	217
3. Monica Gibbs (08-09)	33	514	3. Nikki Hendrix (03-04)	23	17.7	3. Joyce Howard (97-98)	28	201
4. Starlite Williams (84-85)	28	493	4. Starlite Williams (84-85)	28	17.6	4. Monica Gibbs (07-08)	33	195
5. Vivian Ewalefo (06-07)	30	480	5. Starlite Williams (84-85)	16	17.1	5. Shelley Seale (82-83)	27	173
6. Margaret Martinovich (82-83)	27	469	6. Valerie Wells (83-84)	27	16.7	6. Tammy Rogers (89-90)	28	171
7. Valerie Wells (83-84)	27	452	7. Angel Singleton (96-97)	26	16.2	7. Tammy Rogers (88-89)	26	158
8. Margaret Martinovich (84-85)	28	451	8. Vivian Ewalefo (06-07)	30	16.0	8. Monica Gibbs (06-07)	29	139
9. Onika Anderson (08-09)	33	448	9. Karen Gaskin (89-90)	28	15.8	9. Monica Gibbs (05-06)	28	138
10. Rosie Smith (98-99)	26	443	10. Rosie Smith (97-98)	28	15.6	10. Joyce Howard (96-97)	25	132
Karen Gaskin (89-90)	28	443	Monica Gibbs (08-09)	33	15.6			
Assists Average			Rebounding			Rebounding Average		
Name	Games	Avg	Name	Games	Reb	Name	Games	Avg
1. Tammy Rogers (90-91)	30	7.2	1. Onika Anderson (08-09)	33	351	1. Onika Anderson (08-09)	33	10.6
2. Joyce Howard (97-98)	28	7.1	2. Monica Gibbs (08-09)	33	309	1. Cindy Pavell (81-82)	27	10.0
3. Monica Gibbs (08-09)	33	6.7	3. Ryba Pawlaczyk (08-09)	33	297	3. Monica Gibbs (08-09)	33	9.4
4. Shelley Seale (82-83)	27	6.4	4. Cindy Pavell (81-82)	27	271	4. Monica Gibbs (08-09)	33	9.0
5. Monica Gibbs (07-08)	33	5.9	5. Tisha Boldt (87-88)	30	262	5. Margaret Martinovich (82-83)	27	9.1
6. Joyce Howard (96-97)	25	5.3	6. Margaret Martinovich (82-83)	27	247	Keelah Wilson (99-00)	28	9.1
7. Amber Follis (98-99)	26	4.9	7. Monica Gibbs (07-08)	33	246	7. Onika Anderson (07-08)	26	8.8
Monica Gibbs (05-06)	28	4.9	8. Keelah Wilson (99-00)	28	245	8. Tisha Boldt (90-91)	30	8.7
9. Sharon Wilson (88-89)	26	4.8	9. Monica Gibbs (06-07)	29	235	9. Monica Gibbs (06-07)	29	8.1
10. Monica Gibbs (06-07)	29	4.8	10. Vivian Ewalefo (05-06)	30	229	10. Richelle Parks (04-05)	28	8.0
Steals			3-pt FG Made			Field Goals Made		
Name	Games	Steals	Name	Games	3-pt	Name	Games	FG
1. Starlite Williams (86-87)	26	92	1. Terrie Davis (07-08)	32	82	1. Starlite Williams (86-87)	26	229
2. Joyce Howard (97-98)	28	79	2. Amber Gregg (08-09)	29	73	2. Starlite Williams (84-85)	28	204
3. Michelle Martin (92-93)	26	76	3. Jordan Stark (07-08)	31	56	3. Valerie Wells (83-84)	27	195
4. Tammy Rogers (90-91)	30	74	Tammy Rogers (90-91)	30	56	4. Onika Anderson (08-09)	33	192
5. Sharon Wilson (88-89)	26	71	5. Jordan Stark (08-09)	22	55	5. Margaret Martinovich (82-83)	27	190
Sherika Nelson (95-96)	23	71	6. Terrie Davis (06-07)	30	54	6. Kim Maxwell (83-84)	27	188
7. Starlite Williams (83-84)	27	70	7. Rosie Smith (97-98)	28	53	7. Tisha Boldt (84-85)	28	184
8. Valerie Wells (83-84)	27	69	8. Nicole Dunson (05-06)	29	52	Margaret Martinovich (84-85)	28	184
Amber Prose (00-01)	28	69	9. Nicole Dunson (04-05)	25	46	9. Vivian Ewalefo (06-07)	30	183
10. Three tied		67	10. Sheika Nelson (95-96)	23	43	10. Tammy Rogers (90-91)	30	180
			Lynsey Freeman (06-07)	30	43			
Field Goal % (min 200 attempts)			Blocks			Free Throws		
Name	Season	FG%	Name	Games	Blks	Name	Games	Made
1. M. Martinovich (184-280)	1984-85	.657	1. Kim Duncan (84-85)	28	57	1. Tammy Rogers (90-91)	30	167
2. M. Martinovich (190-332)	1982-83	.570	2. Ryba Pawlaczyk (08-09)	33	56	Moncia Gibbs (08-09)	33	167
3. Karen Gaskin (127-228)	1988-89	.557	3. Mantha Emory (94-95)	26	50	3. Angel Singleton (94-95)	26	149
4. Cindy Pavell (177-324)	1981-82	.546	4. Keelah Wilson (99-00)	28	41	4. Angel Singleton (96-97)	27	145
5. Kim Maxwell (188-349)	1983-83	.538	5. Kim Duncan (83-84)	27	36	5. Monica Gibbs (06-07)	29	136
6. Portia Matthews (108-203)	1990-91	.532	Starlite Williams (86-87)	26	36	6. Angel Singleton (97-98)	28	131
Onika Anderson (192-361)	2008-09	.532	7. Amanda Foster (07-08)	33	35	7. Tisha Boldt (90-91)	30	111
8. Onika Anderson (153-294)	2007-08	.520	8. Valerie Wells (83-84)	27	34	8. Monica Gibbs (07-08)	33	110
9. Angel Singleton (118-229)	1994-95	.515	9. Mantha Emory (93-94)	26	31	9. Vivian Ewalefo (06-07)	30	108
10. Tisha Boldt (184-361)	1987-88	.509	10. Sharon Wilson (87-88)	26	30	10. Rosie Smith (98-99)	26	104
						Tammy Rogers (89-90)	28	104



Honor Roll

Terrie Davis — 2008
Ashleigh Franklin — 2010

Honorable Mention

Ryba Pawlaczyk — 2009

Southland Tournament MVP

Monica Gibbs — 2008
Onika anderson — 2009

All-Southland Tournament

Rosie Smith — 1998
Nikki Hendrix — 2003
Nikki Hendrix — 2004
Vivian Ewalefo — 2006
Monica Gibbs — 2006
Terrie Davis — 2008
Onika Anderson — 2008
Monica Gibbs — 2009
Jordan Starks — 2009

Academic Awards

ESPN The Magazine/CoSIDA Academic

All-District IV

2008-09 — Ryba Pawlaczyk (Second Team)

Southland Conference Student-Athlete of the Year

2004-05 — Nicole Duson
2008-09 — Ryba Pawlaczyk

Southland Conference All-Academic First Team

Nicole Dunson — 2005
Ryba Pawlaczyk — 2009



Monica Gibbs was the first player to garner Southland Conference Player of the Year and Defensive Player of the Year honors in the same season (2009).

Southland Conference Postseason Honors

Player of the Year

2009 — Monica Gibbs

Coach of the Year

2001 — Rae Rippetoe-Blair
2003 — Rae Rippetoe-Blair
2009 — Rae Rippetoe-Blair

Freshman of the Year

1998 — Rosie Smith
2005 — Richelle Parks
2006 — Monica Gibbs

Newcomer of the Year

2002 — Nikki Hendrix
2003 — Dwella Holliday
2006 — Vivana Ewalefo
2008 — Onika Anderson

Defensive Player of the Year

2009 — Monica Gibbs

All-Southland Conference First Team

Nikki Hendrix — 2003
Nikki Hendrix — 2004
Vivian Ewalefo — 2006
Vivian Ewalefo — 2007
Monica Gibbs — 2008
Monica Gibbs — 2009
Onika Anderson — 2009

Second Team

Angel Singleton — 1997
Joyce Howard — 1998
Rosie Smith — 1999
Keelah Wilson — 2000
Rendra Churman — 2001
Julie Rampley — 2001
Nikki Hendrix — 2002
Dewella Holliday — 2004
Richelle Parks — 2005
Monica Gibbs — 2007
Onika Anderson — 2008
Whitney York — 2010
Judy Jones — 2010

Third Team

Julie Rampley — 2003
Tanisha Jackson — 2003
Nicole Dunson — 2006



Year-By-Year Results



Ginny DeHaven
1981-84
54-27 (.666)
three seasons

1981-82 (16-11) Ginny DeHaven

N 23	@ Texas St.	W	89-69
N 25	Houston	L	44-59
N 27	A&M-Kingsville #	W	82-69
N 28	UTEP #	W	72-62
N 29	UT-Pan American #	W	71-40
D 1	Texas Lutheran	W	80-62
D 3	@ Texas A&M	W	67-57
D 5	@ Baylor	L	65-69
D 11	Baylor	L	69-70
J 4	UT Arlington	W	56-55
J 9	Lamar	W	53-51
J 11	Angelo St.	W	73-50
J 14	@ Lamar	L	59-71
J 19	@ Texas Lutheran	W	72-62
J 21	Texas A&M	L	51-60
J 23	Texas Woman's	W	71-51
J 25	A&M-Kingsville	W	68-48
J 29	W. Texas A&M ^	L	61-67
J 30	Southwestern ^	W	58-53
J 30	A&M-Kingsville ^	W	75-62
F 4	@ Texas Woman's	W	60-48
F 5	@ North Texas %	L	67-77
F 6	Texas Woman's %	W	56-40
F 8	@ UT Arlington	L	50-75
F 16	@ SMU	L	57-76
F 19	@ Texas A&M	L	48-53
F 22	@ Houston	L	58-75

A&M-Kingsville Tournament
 ^ Angelo St. Tournament
 % North Texas Tournament

1982-83
 (17-10) Ginny DeHaven

N 22	@ Southwestern	W	67-56
N 24	Sam Houston	W	67-52
N 29	@ Texas A&M	L	64-84
D 2	Texas Lutheran	W	92-57
D 6	Southwestern	W	62-43
D 10	Texas St.	L	53-55
D 11	Hardin-Simmons	W	74-58
J 4	UT Arlington	W	56-30
J 6	@ Texas Southern	L	55-65
J 8	North Texas	W	78-60
J 10	Rice	W	68-53
J 12	@ Sam Houston	W	59-29
J 17	@ Huston-Tillotson	W	89-51
J 19	@ Texas Lutheran	W	70-54
J 25	Houston (OT)	L	80-90
J 27	@Prairie View A&M	W	72-26
J 29	Huston-Tillotson	W	92-56
F 2	SMU (OT)	W	67-66
F 5	@ Lamar	L	56-66
F 8	Texas	L	54-74
F 10	Prairie View A&M	W	96-29

F 14	@ Hardin-Simmons	W	81-66
F 15	@ Texas Tech	L	76-86
F 19	Texas Southern	L	73-80
F 22	@ Rice	W	75-65
F 23	@ Houston	L	67-75
F 26	Lamar	L	65-66

1983-84
 (21-6, 7-1 OCAC) Ginny DeHaven

N 22	@ Sam Houston	W	79-55
N 28	Southwestern	W	100-46
D 1	@ Texas St.	W	69-66
D 3	Texas Tech	L	64-72
D 5	Houston	L	66-68
D 7	@ Texas	L	45-90
D 12	@ Baylor	W	67-66
D 31	Missouri St.	W	82-79
J 3	Texas St.	W	99-73
J 5	Texas A&M	L	66-70
J 9	@ St. Mary's	W	75-58
J 17	@ Rice	W	76-55
J 18	@ Houston	L	73-80
J 21	@ Oral Roberts *	W	77-72
J 23	@ Okla. City *	W	85-78
J 27	Sam Houston	W	88-47
F 2	@ Southwestern	W	71-66
F 4	W. Texas A&M *	W	72-69
F 6	@ Hardin-Simmons *	W	88-71
F 11	UTEP *	W	92-79
F 14	St Mary's	W	79-49
F 18	@ W. Texas A&M *	L	54-69
F 20	Hardin-Simmons	W	90-41
F 25	Oral Roberts *	W	75-64
F 27	Okla. City *	W	113-91
F 29	Rice	W	73-72
M 3	@ UTEP *	W	72-68

* Oil Country Athletic Conference game



Bill MacLeay
1984-89
75-60 (.555)
five seasons

1984-85
 (18-10, 9-1 OCAC) Bill MacLeay

N 22	Missouri ^	L	70-86
N 23	Minnesota ^	L	57-60
N 24	Mississippi St. ^	W	56-54
N 29	Texas St.	W	66-59
D 1	Texas Southern	W	84-57
D 3	@ Rice	W	77-67
D 4	@ Houston	L	59-80
D 8	Southwestern	W	84-54
D 14	Idaho #	L	67-68
D 15	La Tech #	L	39-80
D 31	Minnesota \$	L	72-86
J 4	UL-Monroe %	L	56-77
J 5	Hardin-Simmons %	W	83-64
J 8	@ Texas A&M	W	61-51

J 15	St. Mary's	W	72-64
J 19	Oral Roberts *	W	80-56
J 21	Okla. City *	W	76-67
J 24	@ Texas St.	L(OT)	69-71
F 2	@ W. Texas A&M *	L	67-83
F 4	@ Hardin-Simmons *	W	88-68
F 9	@ UTEP *	W	79-69
F 12	@ St. Mary's	W	68-47
F 16	W. Texas A&M*	W	73-54
F 18	Hardin-Simmons *	W	78-61
F 23	@ Oral Roberts *	W	68-57
F 25	@ Okla. City *	W	66-65
M 2	UTEP *	W	78-52
M 9	W. Texas A&M **	L	64-79

^ Queen's Classic (Plainview)
 # Hilton Inn Classic (Dallas)
 \$ Kangaroo Classic (San Diego, Calif.)
 *Oil Country Athletic Conference game
 **OCAC Championship (Abilene)

1985-86
 (18-9) Bill MacLeay

N 26	@ Texas Southern	W	69-68
N 30	Texas St.	W	72-58
D 3	Rice	W	81-67
D 5	Houston	L	52-63
D 9	Baylor	W	62-58
D 16	@ A&M-Kingsville	W	71-38
D 18	Creighton	W	71-69
J 4	Texas Southern	W	68-54
J 6	Texas A&M	W	57-54
J 10	UT-Pan American ^	W	75-36
J 11	Sam Houston	W	58-57
J 13	St. Mary's	W	74-55
J 18	Oral Roberts	L	54-60
J 22	@ Prairie View A&M	L	54-71
J 25	Southwestern	W	86-53
J 28	UT-Pan American	W	69-58
F 1	@ W. Texas A&M	L	43-85
F 3	@ Hardin-Simmons	W	61-58
F 6	@ St. Mary's	W	73-67
F 8	@ UTEP	W	65-58
F 11	@ Texas St.	L	66-69
F 13	Prairie View A&M	L	61-64
F 15	W. Texas A&M	L	56-59
F 17	Hardin-Simmons	W	83-67
F 22	@ Oral Roberts	L	61-97
F 25	@ UT-Pan American	L	48-64
M 1	UTEP	W	99-65

^ at Huntsville

1986-87
 (18-8) Bill MacLeay

N 28	Oklahoma ^	L	62-67
N 29	Nevada ^	W	78-67
D 3	@Houston	L	74-75
D 5	Alabama #	L	72-77
D 6	Baylor #	W	75-67
D 8	Texas St.	W	77-66
D 10	@ SMU	L	61-66



D 13	@ Texas Tech	L	62-75
D 16	St. Mary's	W	83-72
D 20	SFA	W	76-67
J 8	UT Arlington	W	67-43
J 10	Sam Houston	W	66-38
J 12	A&M-Commerce	W	93-48
J 15	North Texas	W	82-62
J 17	A&M-Kingsville	W	79-43
J 21	@ UT-Pan American	W	66-41
J 26	St. Mary's	W	75-52
J 31	@ Tulane	W	69-66
F 2	@ New Orleans	L	63-77
F 5	UTEP	W	72-53
F 7	@ Sam Houston	L	58-59
F 10	@ Creighton	L	65-73
F 16	@ Texas St.	W	81-75
F 21	UT-Pan American	W	72-36
F 25	@ Baylor	W	63-57
F 28	@ UTEP	W	58-52

^ L'eggs Tournament (Las Cruces, N.M.)
Ladyjack Dial Classic (Nacogdoches)

1987-88

(12-16)	Bill MacLeay
N 28	@ Oklahoma St. ^ L 46-91
N 29	Prairie View A&M ^ W 85-52
D 1	Houston L 65-69
D 4	Texas A&M # L 58-69
D 5	UL-Lafayette # W 72-66
D 8	Texas Tech L 50-67
D 12	@ Arkansas L 73-84
D 15	Baylor W 50-46
D 19	St. Mary's W 79-61
D 31	Pepperdine W 57-51
J 7	@ A&M-Commerce W 64-50
J 9	@ SFA L 58-81
J 11	@ North Texas L 59-74
J 14	UALR W 76-71
J 16	New Orleans L 55-83
J 20	Colorado St. % W 64-55
J 24	@ UW-Green Bay W 62-57
J 25	@ Creighton L 62-82
F 1	@ Texas St. L 62-84
F 3	@ SMU L 58-81
F 6	UTEP W 76-55
F 9	@ UALR L 69-75
F 10	@ UMKC L 62-79
F 15	@ UT Arlington L 67-75
F 21	@ UTEP W 59-58
F 23	@ New Mexico St. L 65-91
F 27	Oral Roberts L 78-92
M 1	Texas St. W 81-67

^ OSU Cowgirl Classic (Stillwater, Okla.)
Converse-Hampton Inn Lady Aggie
Classic (College Station, Texas)
% Played at HemisFair Arena

1988-89

(9-17)	Bill MacLeay
N 25	Lamar ^ L 76-78
N 26	Prairie View A&M ^ W 62-44
D 2	South Alabama # L 55-77
D 3	Arkansas # L 57-75
D 5	Texas St. L 64-78

D 9	Iona % W 88-58
D 10	@ Missouri % L 68-89
D 17	@ Texas Tech L 53-92
D 19	SFA L 59-66
J 2	Houston L 63-71
J 6	@ UTEP L 63-76
J 9	Arkansas L 77-97
J 12	@ Wyoming L 67-70
J 14	@ Colorado St. L 57-71
J 19	New Mexico St. W 58-57
J 21	Southeastern La. L 59-70
J 24	St. Mary's W 100-62
J 28	@ Oral Roberts L 71-92
J 30	@ North Texas L 59-80
F 2	Nicholls W 59-54
F 4	UMKC L 57-61
F 8	UTEP W 64-60
F 18	@ Southeastern La. L 63-71
F 20	@ Nicholls W 72-64
F 27	@ Texas St. W 79-78
M 2	Creighton W 82-80

^ Sam Houston Tourney (Huntsville)
SFA Dial Classic (Nacogdoches)
% Mid-America Classic (Columbia, Mo.)



Mary Ann McLaughlin
1989-94
50-87 (.364)
five seasons

1989-90

(12-16)	Mary Ann McLaughlin
N 25	Schreiner W 83-60
N 27	@ Lamar L 68-90
D 2	Angelo St. W 77-74
D 3	@ Baylor W 75-66
D 11	Texas Lutheran W 88-54
D 16	Lamar L 63-79
D 18	@ Houston L 66-115
D 20	Texas Tech L 65-82
D 29	@ Pepperdine^ L 61-82
D 30	San Diego St.^ W 67-65
J 3	@ Texas St. L 64-66
J 8	@ UTEP L 59-65
J 10	@ New Mexico St. L 55-89
J 13	Wyoming L 59-68
J 17	Prairie View A&M W 75-59
J 20	Nicholls W 82-51
J 22	St. Mary's % W 68-62
J 29	UMKC W 54-47
F 1	Texas St. L 64-66
F 3	@ Southeastern La. L 75-84
F 5	@ Nicholls L 52-70
F 8	@ Prairie View A&M L 64-71
F 12	@ UMKC L 48-69
F 17	UTEP L 64-69
F 22	Southeastern La. W 86-84
F 24	UT-Pan American W 86-70
F 28	@ UT-Pan American W 80-58
M 3	North Texas W 82-81

^ Pepperdine Tournament (Malibu, Calif.)

% Played at HemisFair Arena

1990-91

(18-12)	Mary Ann McLaughlin
N 24	Schreiner W 113-89
N 27	@ Houston L 55-111
N 30	Wayland Baptist L 64-73
D 4	@ UTEP L 76-78
D 7	Duke^ L 68-71
D 8	Baylor^ L 76-91
D 17	@ Baylor L 80-87
D 19	@ Texas A&M L 69-84
D 31	New Mexico St. W 98-84
J 3	UT Arlington W 83-69
J 5	Prairie View A&M W 86-46
J 8	@ North Texas W 84-75
J 10	Lamar L 71-96
J 12	Nicholls W 83-73
J 14	@ Sam Houston W 76-63
J 21	@ Oklahoma L 86-93
J 26	Texas Southern W 80-68
J 29	Sam Houston W 96-78
J 30	@ UT-Pan American W 88-72
F 4	@ UT Arlington W 69-63
F 7	@ Texas Southern W 72-52
F 9	SMU W 93-77
F 12	UTEP W 86-61
F 16	@ Tulane (OT) W 98-93
F 18	@ Nicholls W 69-58
F 22	No. Illinois# L 73-103
F 23	@ UA-Anchorage# L 89-97
F 24	No. Arizona# W 79-75
F 28	UT-Pan American W 70-51
M 2	Texas St. L 58-73

^ SWT Jowers Jamboree (San Marcos)
Great Alaska Shootout (Anchorage, Alaska)

1991-92

(4-23)	Mary Ann McLaughlin
N 22	Baylor L 68-85
N 25	@ Oklahoma L 70-102
N 30	@ UT-Pan American L 57-80
D 6	SMU L 56-59
D 11	Texas A&M W 75-59
D 16	UT-Pan American L 57-61
D 20	Pacific ^ L 57-75
D 21	Dartmouth ^ L 60-68
J 2	@ UT Arlington L 71-76
J 4	@ North Texas L 67-75
J 9	McNeese St. L 66-76
J 11	Nicholls W 72-63
J 16	@ UL-Monroe L 81-94
J 18	@ Northwestern St. L 69-81
J 23	Schreiner W 84-63
J 25	@ Texas St. L 54-56
J 30	SFA L 50-77
F 1	Sam Houston L 52-55
F 6	@ Nicholls L 62-67
F 8	@ McNeese St. L 66-93
F 10	UT Arlington L 59-65
F 13	Northwestern St. L 60-64
F 15	UL-Monroe L 75-81
F 22	Texas St. L 45-61
F 27	@ Sam Houston L 45-58



F 29 @ SFA _____ L 54-78
 M 2 North Texas _____ W 65-62
 ^ Santa Clara Classic (Santa Clara, Calif.)

1992-93

(11-15, 6-12 SLC) Mary Ann McLaughlin
 D 1 @ UT-Pan American _____ W 54-51
 D 5 A&M-Kingsville _____ W 73-46
 D 9 UT-Pan American _____ W 50-47
 D 12 @ Texas Southern _____ L 62-78
 D 15 Texas Southern _____ W 76-63
 D 17 @ UTEP _____ L 47-75
 J 2 @ McNeese St. * _____ L 61-72
 J 4 @ Nicholls * _____ L 60-78
 J 7 SFA * _____ L 63-96
 J 9 Sam Houston * _____ W 66-64
 J 11 UTEP _____ L 32-54
 J 16 Texas St. * _____ L 48-78
 J 21 @Northwestern St. * _____ L 52-80
 J 23 @UL-Monroe * _____ L 58-65
 J 28 UT Arlington * _____ W 70-63
 J 30 North Texas * _____ W 65-64
 F 2 Schreiner _____ W 60-49
 F 4 @Sam Houston* _____ W 70-54
 F 6 @ SFA * _____ L 60-76
 F 8 McNeese St. * _____ W 63-59
 F 13 @ Texas St. * _____ L 43-96
 F 18 UL-Monroe * _____ L 50-74
 F 20 Northwestern St. * _____ L 65-93
 F 25 @ North Texas * _____ L 63-66
 F 27 @ UT Arlington * _____ L 44-53
 M 1 Nicholls * _____ W 58-42
 * Southland Conference

1993-94

(5-21, 2-16 SLC) Mary Ann McLaughlin
 N 27 Angelo St. _____ L 60-66
 D 3 Kent St. ^ _____ L 69-98
 D 4 Eastern Illinois ^ _____ L 51-59
 D 7 Prairie View A&M _____ W 105-38
 D 11 A&M-Kingsville _____ L 44-63
 D 15 Tarleton St. _____ W 65-51
 D 28 @ Northwestern St. * _____ L(OT) 75-80
 D 30 @ UL-Monroe * _____ L 47-84
 J 5 @ No. Arizona _____ L 47-70
 J 8 Texas St. * _____ L 48-72
 J 14 SFA * _____ L 57-72
 J 16 Sam Houston* _____ L 61-66
 J 20 @ McNeese St. * _____ L 55-57
 J 22 @ Nicholls * _____ W 64-48
 J 27 UT Arlington * _____ L 52-70
 J 29 North Texas * _____ L 65-74
 F 3 Schreiner _____ W 74-49
 F 5 @ Texas St. * _____ L 43-78
 F 10 @Sam Houston* _____ L 63-78
 F 12 @ SFA * _____ L 49-77
 F 17 Nicholls * _____ W 92-52
 F 19 McNeese St. * _____ L 68-72
 F 24 @ North Texas * _____ L 53-66
 F 26 @ UT Arlington * _____ L 69-76
 F 28 Northwestern St. * _____ L 56-71
 M 2 UL-Monroe * _____ L 67-78
 ^ Rice Classic (Houston)
 * Southland Conference



Jeff Spivey
1994-96
15-37 (.288)
two seasons

1994-95

(7-19, 2-16 SLC) Jeff Spivey
 N 26 Midwestern St. _____ L 54-76
 N 30 @UT-Pan American _____ W 67-60
 D 3 A&M-Kingsville _____ W 60-53
 D 6 Schreiner _____ W 85-72
 D 10 Baylor _____ L 55-71
 D 17 Tarleton St. ^ _____ W 59-56
 D 22 @ Oral Roberts _____ L 52-62
 J 2 Texas Southern _____ W 62-52
 J 5 @ McNeese St. * _____ L 47-83
 J 7 @ Nicholls * _____ L 66-72
 J 12 Sam Houston* _____ L 72-88
 J 14 SFA * _____ L 42-80
 J 17 North Texas * _____ L 79-82
 J 21 Texas St. * _____ L 51-68
 J 26 @ Northwestern St. * _____ L 67-87
 J 28 @ UL-Monroe * _____ L 65-83
 F 2 Nicholls * _____ W 79-63
 F 4 McNeese St. * _____ L 63-75
 F 9 @ SFA * _____ L 50-89
 F 11 @ Sam Houston* _____ L 50-73
 F 13 UT Arlington * _____ W 64-62
 F 16 @ Texas St. * _____ L 44-72
 F 23 UL-Monroe * _____ L 61-77
 F 25 Northwestern St. * _____ L 57-76
 M 2 @ UT Arlington * _____ L 61-86
 M 4 @ North Texas * _____ L 58-76
 ^ Game played at Trinity University
 * Southland Conference

1995-96

(8-18, 4-14 SLC) Jeff Spivey
 N 25 A&M-Kingsville _____ W 59-56
 N 28 Prairie View A&M _____ W 66-34
 D 1 Iowa St. ^ _____ L 54-82
 D 2 Air Force ^ _____ L 69-71
 D 5 @ TCU _____ L 58-78
 D 9 UT-Pan American _____ L 70-72
 D 20 Texas Southern _____ W 65-60
 D 30 UL-Lafayette _____ W 67-53
 J 4 @ SFA * _____ L 58-89
 J 6 @ Sam Houston* _____ L 49-79
 J 11 McNeese St. * _____ L 55-57
 J 13 Nicholls * _____ W 71-62
 J 18 @ Northwestern St. * _____ L 73-81
 J 20 @UL-Monroe * _____ L 65-82
 J 22 North Texas * _____ L 77-84
 J 27 Texas St.* _____ L 57-78
 F 3 SFA * _____ L 63-102
 F 8 @ Nicholls * _____ W 71-66
 F 10 @ McNeese St. * _____ W 78-66
 F 12 Sam Houston* _____ L 65-90
 F 15 UL-Monroe * _____ W 72-68
 F 27 Northwestern St. * _____ L 74-93
 F 19 UT Arlington * _____ L 54-66

F 24 @ Texas St. _____ L 52-67
 F 29 @ UT Arlington * _____ L 56-70
 M 2 @ North Texas * _____ L 67-87
 ^ New Mexico Tournament (Albuquerque)
 * Southland Conference



Terry Gray
1996-99
38-43 (.469)
three seasons

1996-97

(14-13, 7-10 SLC) Terry Gray
 N 22 Schreiner _____ W 82-43
 N 23 UT-Pan American _____ W 53-39
 N 26 @ UL-Lafayette _____ W 63-38
 D 3 Prairie View A&M _____ W 67-31
 D 5 Texas Southern _____ W 91-30
 D 7 Howard Payne _____ W 87-69
 D 16 @ Baylor _____ L 50-77
 D 19 @ Air Force _____ L(OT) 47-51
 D 30 Tulsa _____ L 68-81
 J 2 Nicholls * _____ W 52-43
 J 4 McNeese St. * _____ L 60-62
 J 9 @ Northwestern St. * _____ W 66-64
 J 11 @ UL-Monroe * _____ W 60-51
 J 16 Sam Houston* _____ L 47-51
 J 18 SFA * _____ L 63-88
 J 21 @ UT Arlington * _____ L 43-59
 J 25 Texas St. * _____ L 55-64
 J 27 @ UT-Pan American _____ W 62-44
 J 30 UL-Monroe * _____ W 64-57
 F 1 Northwestern St. * _____ W 74-64
 F 6 @ McNeese St. * _____ L 45-61
 F 8 @ Nicholls * _____ L 43-52
 F 15 @ Texas St. * _____ L 50-57
 F 17 @ SFA * _____ L 63-64
 F 22 UT Arlington * _____ W 51-43
 F 25 @Sam Houston* _____ W 66-57
 M 5 UT Arlington ** _____ L 41-70
 * Southland Conference
 ** Southland Tournament

1997-98

(18-10, 9-7 SLC) Terry Gray
 N 15 UT-Pan American _____ W 69-46
 N 22 Texas Tech ^ _____ L 44-57
 N 23 Oklahoma ^ _____ L 53-66
 N 28 Hardin-Simmons _____ W 85-56
 D 2 @ UT-Pan American _____ W 72-40
 D 4 Schreiner _____ W 75-46
 D 6 Southeastern La. * _____ W 50-45
 D 16 Texas Southern _____ W 80-37
 D 19 Air Force # _____ W 70-47
 D 20 UC Irvine # _____ W 54-48
 J 3 @ Northwestern St. * _____ W 88-76





Jeff Dow
1999-2000
7-20 (.259)
one season

1999-2000

(7-20, 3-15 SLC)

Jeff Dow

N19	Texas Southern	W	68-62
N20	Harvard	L(OT)	67-69
N24	UT-Pan American	L	61-68
N26	@ UC Irvine	L	44-92
N30	Houston Baptist	W	66-56
D3	@ Texas A&M	L	48-78
D7	@ UT-Pan American	W	58-48
D11	Schreiner	W	76-50
D19	Arizona St.	L	35-70
D28	@ Sam Houston*	L(OT)	67-69
D30	@ UT Arlington *	L	47-54
J6	Southeastern La. *	W	83-60
J8	@ SFA*	L	54-89
J13	McNeese St. *	L	53-70
J15	Lamar *	W	51-49
J20	@ Northwestern St. *	L	46-62
J22	@ UL-Monroe *	L	49-61
J27	SFA *	L	47-82
J29	Texas St. *	W	66-65
F3	UT Arlington *	L	42-60
F5	Sam Houston*	L	55-62
F10	@ Nicholls *	L	57-77
F12	@ Southeastern La. *	L	47-61
F17	UL-Monroe *	L	56-70
F19	Northwestern St. *	L	61-64
F26	@ McNeese St. *	L	79-82
M4	@ Texas St. *	L	61-84

* Southland Conference



Rae Rippetoe-Blair
2000-P
160-109 (.595)
nine seasons

2000-01

(16-13, 13-7 SLC) Rae Rippetoe-Blair

N18	@ Arizona St.	L	40-57
N20	@ UNLV	L	41-57
N24	UTEP ^	W	58-54
N25	Idaho St. ^	W	61-60
N29	Houston	L	57-71
D1	@ Texas A&M	L	54-67
D7	UT Arlington *	W	66-49
D9	SFA *	L	53-67
D19	@ Texas Southern	L	39-47
D28	@ McNeese St. *	W	69-61
J4	@ Southeastern La. *	W	56-41
J6	@ Nicholls *	W	57-45

J5	@ UL-Monroe *	L(OT)	70-80
J8	SFA *	L	71-84
J10	UT Arlington *	L	51-58
J17	@ Nicholls *	L	36-44
J19	@ McNeese St. *	L	44-49
J24	Sam Houston*	W	67-40
J29	@ Texas St. *	W	64-48
F2	@ Sam Houston*	W	67-40
F5	Southeastern La. *	W	75-52
F7	McNeese St. *	W	68-55
F12	@ SFA *	L	69-83
F14	@ UT Arlington *	W	74-63
F19	Northwestern St. *	L	51-54
F21	UL-Monroe *	W	72-70
F26	Texas St. *	W	71-58
M4	Sam Houston**	W(OT)	73-72
M5	SFA**	L	81-88

^ UTSA Classic

UTSA Holiday Tournament

* Southland Conference

** Southland Tournament

1998-99

(6-20, 3-15 SLC)

Terry Gray

N14	UT-Pan American	L	71-77
N18	UNLV	L	60-65
N21	@ Tulsa	W	69-63
N23	@ Oklahoma	L	40-80
D2	@ Texas Tech	L	39-96
D18	Denver	W	58-52
D19	Belmont	W	73-60
D28	Fordham	L	48-49
D30	UL-Monroe *	L	41-63
J2	@ Lamar *	W	65-54
J4	@ McNeese St. *	L	45-47
J7	UT Arlington *	L	47-61
J9	SFA *	L	54-68
J14	@ Nicholls *	L	56-70
J16	@ Southeastern La. *	L	58-55
J23	@ Texas St.*	L	49-59
J28	McNeese St. *	L	67-75
J30	Northwestern St. *	L	51-65
F4	@ UL-Monroe *	L	64-80
F6	@ Northwestern St. *	L	65-86
F11	Southeastern La. *	W	60-52
F13	Nicholls *	L	54-67
F18	@ Sam Houston*	L	58-70
F20	Lamar*	L	65-70
F25	@ UT Arlington *	L	52-53
F28	Texas St. *	W	73-64

*Southland Conference

J11	Lamar *	L	42-57
J13	Sam Houston*	W	72-47
J18	@ UL-Monroe *	L	52-57
J20	@ Northwestern St. *	L	43-45
J27	Texas St. *	W	69-51
F3	McNeese St. *	W	86-62
F8	@ SFA *	L	49-58
F10	@ UT Arlington *	W	64-42
F15	Northwestern St. *	L	61-63
F17	UL-Monroe *	W	65-42
F19	@ Texas St. *	W	73-50
F22	@ Sam Houston*	W	68-50
F24	@ Lamar *	W	71-54
M3	Southeastern La.*	W	90-53
M6	Lamar %	W	80-59
M8	SFA %	L	32-49

^ UTSA Classic

* Southland Conference

% CenturyTel Southland Tournament

2001-02

(16-12, 15-5 SLC) Rae Rippetoe-Blair

N18	@ Houston	L	45-62
N23	North Texas^	L	57-64
N24	Butler^	W	67-48
D2	@ Wichita St.	L	46-69
D5	Sam Houston*	W	58-45
D8	New Mexico	L	38-55
D20	@ UT Arlington*	W	43-41
D22	@ SFA*	L	44-58
D28	San Diego &	L	42-91
D30	#19 Auburn &	L	50-73
J3	Lamar*	W	59-43
J5	Nicholls*	W	53-40
J7	Southeastern La.*	W	60-46
J14	McNeese St. *	W	69-56
J19	@ Northwestern St.*	L	44-56
J21	@ UL-Monroe*	W	46-39
J26	SFA *	L	47-62
J28	UT Arlington*	W	51-48
F2	@ Sam Houston*	W	42-40
F4	@ Lamar *	L	39-52
F9	Northwestern St. *	L	51-57
F11	UL-Monroe *	W	63-37
F14	@ McNeese St. *	W	54-51
F18	Texas St.*	W	56-46
F21	@ Southeastern La.*	W	64-57
F23	@ Nicholls*	W	48-34
M2	@ Texas St.*	W	56-41
M5	Southeastern La.\$	L	63-66

^ UTSA Classic

\$ Southland Tournament

& Surf N' Slam Tournament (San Diego, Calif.)

* Southland Conference



2002-03

(18-11, 17-3 SLC) Rae Rippetoe-Blair
 N22 @ North Texas L 66-82
 N25 A&M-Corpus Christi L 59-67
 N29 Alabama ^ L 55-61
 N30 Wichita St. ^ L 54-63
 D8 @ New Mexico L 49-66
 D15 Oral Roberts & L 43-47
 D16 Oklahoma St. & L 47-53
 D30 @ UT Arlington * L 47-56
 J2 @ Northwestern St. * W 69-60
 J4 @ UL-Monroe * L 53-62
 J9 Lamar * W 57-42
 J11 Sam Houston * W 65-53
 J18 McNeese St. * W 65-54
 J22 SFA * W 64-50
 J25 @ Texas St. * W 67-56
 J30 @ Southeastern La. * W 63-46
 F1 @ Nicholls * W 68-50
 F6 Northwestern St. * W 68-54
 F8 UL-Monroe * W 69-59
 F13 @ Lamar * W 56-50
 F15 @ Sam Houston * W 59-48
 F20 @ McNeese St. * W 45-41
 F22 Texas St. * W 63-56
 F27 @ SFA * L 42-54
 M1 UT Arlington * W 55-39
 M5 Southeastern La. * W 49-38
 M7 Nicholls * W 73-39
 M13 UL-Monroe \$ W 60-56
 M15 Texas St. \$ L 56-68
 ^ Hampton Inn Six Flags UTSA Classic
 * Southland Conference
 & Fun in the Sun Shootout (Cancun, Mexico)
 \$ Southland Tournament

2003-04

(15-14, 10-6 SLC) Rae Rippetoe-Blair
 N 14 @ Texas Tech ^ L 48-76
 N 21 @ A&M-Corpus Christi L 48-57
 N 23 @ Texas Southern W 57-55
 N 28 UTEP \$ W 52-49
 N 29 Denver \$ L 55-58
 D 5 @ Alabama L 63-76
 D 16 @ Southern Utah L 73-82
 D 19 @ UNLV L 44-76
 D 30 Alcorn St. # W 74-50
 D 31 Kansas St. # L 45-75
 J 4 Santa Clara W 59-47
 J 10 @ UT Arlington * L 47-55
 J 15 @ Southeastern La. * W 52-51
 J 17 @ Nicholls * W 56-42
 J 21 Texas St. * L 43-44
 J 24 Northwestern St. * L 64-71
 J 29 @ Lamar * W 61-46
 J 31 Nicholls * W 79-60
 F 5 @ SFA * L 59-64

F 7 McNeese St. * W(OT) 64-56
 F 12 UL-Monroe * L 62-69
 F 14 @ Sam Houston * W 54-38
 F 18 UT Arlington * L 55-43
 F 25 @ Texas St. * W 71-46
 F 28 @ Northwestern St. * L 56-62
 M 4 Lamar * W 67-44
 M 5 Southeastern La. * W 60-41
 M 9 McNeese St. ! W 61-42
 M 11 @ Northwestern St. ! L 71-82
 ^ Preseason WNIT
 \$ UTSA Thanksgiving Classic
 # Wells Fargo/UTSA New Year's Classic
 * Southland Conference
 ! Southland Tournament

2004-05

(15-14, 10-6 SLC) Rae Rippetoe-Blair
 N19 A&M-Corpus Christi L 44-66
 N22 @Tulsa L 62-80
 N26 Prairie View A&M# W 88-44
 N27 Seton Hall# L 59-60
 N30 @Texas A&M L 48-74
 D4 @UTEP W 54-50
 D12 Texas Southern W 41-33
 D18 SMU% L 46-66
 D19 UT-Martin% W 75-59
 D30 Samford\$ W 52-48
 D31 Quinnipiac\$ W 73-55
 J6 @UL-Monroe* L 72-75
 J8 @Northwestern St.* L 49-54
 J14 Nicholls* W 58-53
 J20 @McNeese St.* W 67-49
 J22 Northwestern St.* L 68-82
 J29 Southeastern La.* W 75-64
 F3 Sam Houston* W(OT) 73-65
 F5 @Lamar* W 69-59
 F10 @UT Arlington* L 43-57
 F12 Texas St.* W 71-69
 F17 @Southeastern La.* W 60-40
 F19 @Nicholls* L 54-58
 F23 Lamar* W 82-55
 F26 UT Arlington* W 48-46
 M1 SFA* W 56-44
 M3 @Texas St.* L(OT) 58-61
 M7 @Northwestern St.^ L 48-51
 #Hampton Inn/UTSA Thanksgiving Classic
 %Denver Pioneer Classic (Denver, Colo.)
 \$Wells Fargo/UTSA New Year's Classic
 *Southland Conference
 ^Southland Tournament

2005-06

(18-12, 11-5 SLC) Rae Rippetoe-Blair
 N18 vs. West Virginia # W 57-54
 N19 vs. Florida A&M # W 71-61
 N22 Tulsa L 41-63

N25 UALR ! W 52-44
 N26 New Mexico St. ! W 61-38
 N29 A&M-Corpus Christi L 44-56
 D2 vs. La Tech ^ L 67-75
 D3 vs. Davidson ^ W 75-69
 D19 @ Arizona St. L 64-78
 D30 Buffalo \$ L 62-73
 D31 Colorado St. \$ L 59-63
 J5 Southeastern La. * W 75-56
 J7 McNeese St. * W 70-58
 J14 @ UL-Monroe * L 61-62
 J19 @ Sam Houston * W(OT) 75-71
 J21 SFA * W 66-48
 J26 Northwestern St. * W 73-65
 J28 UL-Monroe * W 71-70
 F2 @ Nicholls * W 67-57
 F4 @ SE. La. * L 63-66
 F9 @ McNeese St. * L 57-62
 F11 @ Lamar * W 53-50
 F16 UT Arlington * W(OT) 68-67
 F18 Texas St. * L(OT) 71-73
 F23 @ SFA * L 68-77
 F25 Sam Houston * W 72-52
 M3 @ Northwestern St. * W 69-58
 M6 Southeastern La. % W 61-46
 M8 @ UT Arlington % W(OT) 76-75
 M11 @ SFA % L 48-56
 # Golden Knight Classic (Orlando, Fla.)
 ! UTSA Thanksgiving Classic
 ^ Rice Invitational (Houston, Texas)
 \$ Wells Fargo/UTSA New Year's Classic
 * Southland Conference
 % Southland Tournament

2006-07

(14-16, 9-7 SLC) Rae Rippetoe-Blair
 N10 @ Texas Tech L 58-66
 N12 @ SMU L 49-78
 N17 @ UTEP L 47-80
 N19 @ New Mexico St. L 63-69
 N24 E. Washington ! W 77-67
 N25 Tulsa ! L 57-61
 D2 @ UALR L 48-65
 D8 Cal St. Bakersfield L 66-77
 D20 vs. #13 Purdue & L 50-75
 D21 @ UNLV & W 70-62
 D29 Memphis % W 85-73
 D30 Kent St. % W 69-62
 J6 @ Lamar * L 46-60
 J11 Central Ark. * W 66-59
 J13 Northwestern St. * W 55-38
 J20 Texas St. * L 64-76
 J23 @ UT Arlington * L 38-67
 J27 @ A&M-Corpus Christi * L 69-71
 F1 Sam Houston * W 75-60
 F3 @ SFA * W 61-55
 F8 @ Southeastern La. * L(OT) 64-73



F10 @ Nicholls * W 66-60
 F15 UT Arlington * L 52-68
 F17 @ Texas St. * L 60-63
 F22 McNeese St. * W 87-46
 F24 A&M-Corpus Christi* W 61-43
 M1 @ Sam Houston * W 65-48
 M3 SFA * W 59-44
 M7 vs. Southeastern La. ^ W 62-57
 M9 vs. UT Arlington ^ L 52-70

! UTSA Thanksgiving Classic
 & Duel in the Desert (Las Vegas, Nev.)
 % Wells Fargo New's Year Classic
 * Southland Conference
 ^ Southland Tournament game (Katy)

2007-08

(23-10, 12-4 SLC) Rae Rippetoe-Blair
 N9 Huston-Tillotson W 89-50
 N11 Belmont W 77-65
 N18 Wichita St. W 68-60
 N23 New Orleans ! W 60-46
 N24 Georgia Southern ! W 72-52
 N29 @ Missouri St. W 63-59
 D1 @ Tulsa L 56-78
 D14 @ Fla. International L 57-68
 D20 vs. Virginia Tech & L 59-84
 D21 @ Tulane & L 42-76
 D29 Miami (Ohio) % W (2OT) 90-89
 D30 Weber St. % W 73-45
 J2 SMU L 72-74
 J12 Lamar * L 74-75
 J17 @ Central Ark. * W 76-49
 J19 Northwestern St. * W 68-62
 J24 UT Arlington* W 76-53
 J26 @ Texas St. * W 81-68
 F2 A&M-Corpus Christi * W 65-56
 F7 @ Sam Houston * W 72-48
 F9 SFA * W 75-62
 F14 @ Southeastern La. * W 71-59
 F16 Nicholls * W 82-41
 F21 @ UT Arlington * W 63-46
 F23 Texas St. * L 79-85
 F28 @ McNeese St. * L 49-52
 M1 @ A&M-Corpus Christi* W 60-47
 M6 Sam Houston * W 76-51
 M8 @ SFA * L 54-57
 M12 vs. Northwestern St. ^ W 80-56
 M14 vs. UT Arlington ^ W 77-67
 M15 vs. Lamar ^ W 65-56
 M22 vs. Texas A&M # L 52-91

! UTSA Thanksgiving Classic
 & Doubletree Tulane Classic (New Orleans)
 % Wells Fargo New's Year Classic
 * Southland Conference
 ^ Southland Tournament game (Katy)
 # NCAA Tournament (Baton Rouge, La.)

2008-09

(24-9, 14-2 SLC) Rae Rippetoe-Blair
 N14 A&M International W 85-53
 N16 @ TCU L 60-73
 N21 @ Wichita St. L 51-54
 N23 @ Kansas St. L 51-80
 N28 North Texas ^ L 61-65
 N29 Arkansas St. ^ L 59-73
 D6 Huston-Tillotson W 93-55
 D19 vs. Oakland # L 57-70
 D20 vs. Oral Roberts # W 74-62
 D29 Colorado St. % W 67-58
 D30 High Point % W 65-59
 J3 Rice W 81-50
 J5 Tulsa W 63-54
 J10 @ McNeese St. * W 61-50
 J14 Nicholls* W 86-33
 J17 @ UT Arlington* L 59-76
 J24 A&M-Corpus Christi * W 69-63
 J28 @ Texas St.* W 56-52
 J31 Lamar* W 69-68
 F4 @ Sam Houston* W 67-62
 F7 Southeastern La. * W 58-57
 F11 @ Central Ark. * W (OT) 97-89
 F14 UT Arlington * L 60-69
 F18 @ A&M-Corpus Christi* W 72-54
 F21 Sam Houston * W 85-54
 F25 Northwestern St. * W 74-69
 F28 @ Lamar * W 77-45
 M4 Texas St.* W 80-70
 M7 @ SFA * W 65-51
 M11 vs. McNeese St. + W 71-52
 M13 vs. Northwestern St. + W 58-47
 M14 vs. UT Arlington + W 74-63
 M22 vs. Baylor & L (OT) 82-87

^ Star Shuttle Thanksgiving Classic
 # Cozumel Cup (Cozumel, Mexico)
 % Wells Fargo New's Year Classic
 * Southland Conference
 + Southland Tournament (Katy)
 & NCAA Tournament (Lubbock)

2009-10

(16-14, 10-6 SLC) Rae Rippetoe-Blair
 N13 @ Texas L 60-71
 N15 Schreiner W 86-32
 N20 vs. Charleston Southern^ W 75-73
 N21 vs. C. of Charleston^ L 45-62
 N27 Navy! W 69-57
 N28 Jacksonville St.! W 81-69
 D7 Houston# L 53-74
 D19 vs. Florida St.\$ L 50-65
 D20 vs. Arkansas\$ W 71-55
 D21 vs. Kansas St.\$ L 55-59
 D29 Maine% W 79-71
 D30 Louisiana Tech% L 72-82
 J4 @ Rice L 56-70

J9 McNeese St.* W 68-61
 J13 @ Nicholls* W 58-49
 J16 UT Arlington* W 69-51
 J23 @A&M-Corpus Christi* L 48-52
 J27 Texas St.* W 70-59
 J30 @ Lamar* L 60-69
 F3 vs. Sam Houston* W 74-55
 F6 @ Southeastern La.* W 61-49
 F10 Central Arkansas* W 71-66
 F13 @ UT Arlington* L 71-78
 F17 A&M-Corpus Christi* W 58-37
 F20 @ Sam Houston* L(2OT) 72-73
 F24 @ Northwestern St.* W 50-48
 F27 Lamar* L 63-66
 M3 Texas St.* W 58-55
 M6 Stephen F. Austin* L 61-77
 M9 vs. UT Arlington+ L 63-68

^ Lowcountry Classic (Charleston, S.C.)
 ! UTSA Thanksgiving Classic
 # at the Alamodome
 \$ Duel in the Desert (Las Vegas)
 % UTSA New Year's Classic
 * Southland Conference
 + Southland Tournament Game (Katy)



All-Time Series Results

Air Force

(1-2)

H: 1-0, A: 0-1, N: 0-1

12-2-95 _____ nL _____ 69-71
12-19-96 _____ aL _____ 47-51
12-19-97 _____ hW _____ 70-47

Alabama

(0-2)

H: 0-0, A: 0-1, N: 0-1

12-5-86 _____ nL _____ 72-77
12-5-03 _____ aL _____ 63-76

Alaska-Anchorage

(0-1)

H: 0-0, A: 0-1, N: 0-0

2-23-91 _____ aL _____ 89-97

Alcorn State

(1-0)

H: 1-0, A: 0-0, N: 0-0

12-30-03 _____ hW _____ 74-50

Angelo State

(2-1)

H: 2-1, A: 0-0, N: 0-0

1-11-82 _____ hW _____ 73-50
12-2-89 _____ hW _____ 77-74
11-27-93 _____ hL _____ 60-66

Arizona State

(0-3)

H: 0-1, A: 0-2, N: 0-0

12-19-99 _____ hL _____ 35-70
11-18-00 _____ aL _____ 40-57
12-19-05 _____ aL _____ 64-78

Arkansas

(1-3)

H: 0-1, A: 0-1, N: 1-1

12-12-87 _____ aL _____ 73-84
12-3-88 _____ nL _____ 57-75
1-9-89 _____ hL _____ 77-97
12-20-09 _____ nW _____ 71-55

Arkansas State

(0-1)

H: 0-1, A: 0-0, N: 0-0

11-29-09 _____ hL _____ 59-73

Auburn

(0-1)

H: 0-0, A: 0-0, N: 0-1

12-30-01 _____ nL _____ 50-73

Baylor

(6-6)

H: 2-1, A: 3-3, N: 1-1

12-5-81 _____ aL _____ 65-69
12-11-81 _____ hL _____ 69-70
12-12-83 _____ aW _____ 67-66
12-9-85 _____ hW _____ 62-58
12-6-86 _____ nW _____ 75-67
2-25-87 _____ aW _____ 63-57
12-15-87 _____ hW _____ 50-46
12-3-89 _____ aW _____ 75-66
12-8-90 _____ nL _____ 76-91
12-17-90 _____ aL _____ 80-87
12-16-96 _____ aL _____ 50-77
3-22-09 _____ nL _____ 82-87

Belmont

(2-0)

H: 2-0, A: 0-0, N: 0-0

12-19-98 _____ hW _____ 73-60
1-11-07 _____ hW _____ 77-65

Buffalo

(0-1)

H: 0-1, A: 0-0, N: 0-0

12-30-05 _____ hL _____ 62-73

Butler

(1-0)

H: 1-0, A: 0-0, N: 0-0

11-24-01 _____ hW _____ 67-48

Cal State Bakersfield

(0-1)

H: 0-1, A: 0-0, N: 0-0

12-8-06 _____ hL _____ 66-77

Central Arkansas

(4-0)

H: 2-0, A: 2-0, N: 0-0

1-11-07 _____ hW _____ 66-59
1-17-08 _____ aW _____ 76-49
2-11-09 _____ aW _____ 97-89(OT)
2-10-10 _____ hW _____ 71-66

Charleston Southern (1-0)

H: 0-0, A: 1-0, N: 0-0

11-20-09 _____ aW _____ 75-73

Charleston Southern (0-1)

H: 0-0, A: 0-1, N: 0-0

11-21-09 _____ aL _____ 45-62

Colorado State

(1-2)

H: 2-1, A: 0-1, N: 0-0

1-20-88 _____ hW _____ 64-55
1-14-89 _____ aL _____ 57-71
12-31-05 _____ hL _____ 59-63
12-29-08 _____ hW _____ 67-58

Creighton

(2-2)

H: 2-0, A: 0-2, N: 0-0

12-18-85 _____ hW _____ 71-69
2-10-87 _____ aL _____ 65-73
1-25-88 _____ aL _____ 62-82
3-2-89 _____ hW _____ 82-80

Dartmouth

(0-1)

H: 0-0, A: 0-0, N: 0-1

12-21-91 _____ nL _____ 60-68

Davidson

(1-0)

H: 0-0, A: 0-0, N: 1-0

12-03-05 _____ nW _____ 75-69

Denver

(0-1)

H: 0-1, A: 0-0, N: 0-0

11-29-03 _____ hL _____ 55-58

Duke

(0-1)

H: 0-0, A: 0-0, N: 0-1

12-7-90 _____ nL _____ 68-71

Eastern Illinois

(0-1)

H: 0-0, A: 0-0, N: 0-1

12-4-93 _____ nL _____ 51-59

Eastern Washington

(1-0)

H: 1-0, A: 0-0, N: 0-0

11-24-06 _____ hW _____ 77-67

Florida A&M

(1-0)

H: 0-0, A: 0-0, N: 1-0

11-19-05 _____ nW _____ 71-61

Florida State

(0-1)

H: 0-0, A: 0-0, N: 0-1

12-19-09 _____ nL _____ 50-65

Florida International

(0-1)

H: 0-0, A: 0-1, N: 0-0

12-14-07 _____ aL _____ 57-68

Fordham

(0-1)

H: 0-1, A: 0-0, N: 0-0

12-28-98 _____ hL _____ 48-49

Georgia Southern

(1-0)

H: 1-0, A: 0-0, N: 0-0

11-24-07 _____ hW _____ 72-52

Hardin-Simmons

(10-0)

H: 5-0, A: 5-0, N: 0-0

12-11-82 _____ hW _____ 74-58
2-14-83 _____ aW _____ 81-66
2-6-84 _____ aW _____ 88-71
2-20-84 _____ aW _____ 90-41
1-5-85 _____ hW _____ 83-64
2-4-85 _____ aW _____ 88-68
2-18-85 _____ hW _____ 7-61
2-3-86 _____ aW _____ 61-58
2-17-86 _____ hW _____ 83-67
11-28-97 _____ hW _____ 85-56

High Point

(1-0)

H: 1-0, A: 0-0, N: 0-0

12-30-08 _____ hW _____ 65-59

Houston

(0-16)

H: 0-8, A: 0-7, N: 0-1

11-25-81 _____ hL _____ 44-59
2-22-82 _____ aL _____ 58-75
1-25-83 _____ hL _____ 80-90
2-23-83 _____ aL _____ 67-75
12-5-83 _____ hL _____ 66-68
1-18-84 _____ aL _____ 73-80
12-4-84 _____ aL _____ 59-80
12-5-85 _____ hL _____ 52-63
12-3-86 _____ aL _____ 74-75
12-1-87 _____ hL _____ 65-69
1-2-89 _____ hL _____ 63-71
12-18-89 _____ aL _____ 66-115
11-27-90 _____ hL _____ 55-111
11-29-00 _____ hL _____ 57-71



11-18-01 _____ aL _____ 45-62
 12-7-09 _____ nL _____ 53-74

**Houston Baptist
(1-0)**

H: 1-0, A: 0-0, N: 0-0

11-30-99 _____ hW _____ 66-56

**Howard Payne
(1-0)**

H: 1-0, A: 0-0, N: 0-0

12-7-96 _____ hW _____ 87-69

**Huston-Tillotson
(4-0)**

H: 4-0, A: 0-0, N: 0-0

1-17-83 _____ hW _____ 89-51
 1-29-83 _____ hW _____ 92-56
 11-4-07 _____ hW _____ 89-50
 12-06-08 _____ hW _____ 93-55

**Idaho
(0-1)**

H: 0-0, A: 0-0, N: 0-1

12-14-84 _____ nL _____ 67-68

**Idaho State
(1-0)**

H: 1-0, A: 0-0, N: 0-0

11-25-00 _____ hW _____ 61-60

**Iona
(1-0)**

H: 0-0, A: 0-0, N: 1-0

12-9-88 _____ nW _____ 88-58

**Iowa State
(0-1)**

H: 0-0, A: 0-0, N: 0-1

12-1-95 _____ nL _____ 54-82

**Jacksonville State
(1-0)**

H: 1-0, A: 0-0, N: 0-0

11-28-09 _____ hW _____ 81-69

**Kansas State
(0-3)**

H: 0-1, A: 0-1, N: 0-1

12-31-03 _____ hL _____ 45-75
 11-23-09 _____ aL _____ 51-80
 12-21-09 _____ nL _____ 55-59

**Kent State
(1-1)**

H: 1-0, A: 0-0, N: 0-1

12-3-93 _____ nL _____ 69-98
 12-30-06 _____ hW _____ 69-62

**Lamar
(16-14)**

H: 7-7, A: 7-6, N: 2-1

1-9-82 _____ hW _____ 53-51
 1-14-82 _____ aL _____ 59-71
 2-5-82 _____ aL _____ 56-66
 2-26-83 _____ hL _____ 65-66
 11-25-88 _____ nL _____ 76-78
 11-27-89 _____ aL _____ 68-90
 12-16-89 _____ hL _____ 63-79
 1-10-91 _____ hL _____ 71-96
 1-2-99 _____ aW _____ 65-54
 2-20-99 _____ hL _____ 70-65
 1-15-99 _____ hW _____ 51-49
 1-11-01 _____ hL _____ 42-57

2-24-01 _____ aW _____ 71-54
 3-6-01 _____ nW _____ 80-59
 1-3-02 _____ hW _____ 59-43
 2-4-02 _____ aL _____ 39-52
 1-9-03 _____ hW _____ 57-42
 2-13-03 _____ aW _____ 56-50
 1-29-03 _____ aW _____ 61-46
 3-4-04 _____ hW _____ 67-44
 2-5-05 _____ aW _____ 69-59
 2-23-05 _____ hW _____ 82-55
 2-11-06 _____ aW _____ 53-50
 1-6-07 _____ aL _____ 46-60
 1-12-08 _____ hW _____ 74-75
 3-15-08 _____ nW _____ 65-56
 1-31-09 _____ hW _____ 69-68
 2-28-09 _____ aW _____ 77-45
 1-30-10 _____ aL _____ 60-69
 2-27-10 _____ hL _____ 63-66

**Louisiana-Lafayette
(3-1)**

H: 2-0, A: 1-0, N: 0-1

12-5-87 _____ nL _____ 66-72
 12-30-95 _____ hW _____ 67-53
 11-26-96 _____ aW _____ 63-38
 12-6-97 _____ hW _____ 50-45

**Louisiana-Monroe
(10-20)**

H: 8-8, A: 2-12, N: 0-0

1-4-85 _____ hL _____ 56-77
 1-16-92 _____ aL _____ 81-94
 2-15-92 _____ hL _____ 75-81
 1-23-93 _____ aL _____ 58-65
 218-93 _____ hL _____ 50-74
 12-30-93 _____ aL _____ 47-84
 3-2-94 _____ hL _____ 67-78
 1-28-95 _____ aL _____ 65-83
 2-23-95 _____ hL _____ 61-77
 1-20-96 _____ aL _____ 65-82
 2-15-96 _____ hW _____ 72-68
 1-11-97 _____ aW _____ 60-51
 1-30-97 _____ hW _____ 64-57
 1-5-98 _____ aL _____ 70-80(OT)
 2-21-98 _____ hW _____ 72-70
 12-30-98 _____ hL _____ 41-63
 2-4-99 _____ aL _____ 64-80
 1-22-00 _____ aL _____ 49-61
 2-17-00 _____ hL _____ 56-70
 1-18-01 _____ aL _____ 52-57
 2-17-01 _____ hW _____ 65-42
 1-21-02 _____ aW _____ 46-39
 2-11-02 _____ hW _____ 63-37
 1-4-03 _____ aL _____ 53-62
 2-8-03 _____ hW _____ 69-59
 3-13-03 _____ hW _____ 60-56
 2-12-04 _____ hL _____ 62-69
 1-6-05 _____ aL _____ 72-75
 1-14-06 _____ aL _____ 61-62
 1-28-06 _____ hW _____ 71-70

**Louisiana Tech
(0-3)**

H: 0-1, A: 0-0, N: 0-2

12-15-84 _____ nL _____ 39-80
 12-2-05 _____ nL _____ 67-75
 12-30-09 _____ hL _____ 72-82

**Maine
(1-0)**

H: 1-0, A: 0-0, N: 0-0

12-29-09 _____ hW _____ 79-71

**McNeese State
(17-17)**

H: 10-7, A: 6-10, N: 1-0

1-9-92 _____ hL _____ 66-76
 2-8-92 _____ aL _____ 66-93
 1-2-93 _____ aL _____ 61-72
 2-8-93 _____ hW _____ 63-59
 1-20-94 _____ aL _____ 55-57
 2-19-94 _____ hL _____ 68-72
 1-5-95 _____ aL _____ 47-83
 2-4-95 _____ hL _____ 63-75
 1-11-96 _____ hL _____ 55-57
 2-10-96 _____ aW _____ 78-66
 1-4-97 _____ hL _____ 60-62
 2-6-97 _____ aL _____ 45-61
 1-19-98 _____ aL _____ 44-49
 2-7-98 _____ hW _____ 68-55
 1-4-99 _____ aL _____ 45-47
 1-28-99 _____ hL _____ 67-75
 1-13-00 _____ hL _____ 53-70
 2-26-00 _____ aL _____ 79-82
 12-28-00 _____ aW _____ 69-61
 2-3-01 _____ hW _____ 86-62
 1-14-02 _____ hW _____ 69-56
 2-14-02 _____ aW _____ 54-41
 1-18-03 _____ hW _____ 65-54
 2-20-03 _____ aW _____ 45-41
 2-7-04 _____ hW _____ 64-56 OT
 3-9-04 _____ hW _____ 61-42
 1-20-05 _____ aW _____ 67-49
 1-7-06 _____ hW _____ 70-58
 2-9-06 _____ aL _____ 57-62
 2-22-07 _____ hW _____ 87-46
 2-28-08 _____ aL _____ 49-52
 1-10-09 _____ aW _____ 61-50
 3-11-09 _____ nW _____ 71-52
 1-9-10 _____ hW _____ 68-61

**Memphis
(1-0)**

H: 1-0, A: 0-0, N: 0-0

12-29-06 _____ hW _____ 85-73

**Midwestern State
(0-1)**

H: 0-1, A: 0-0, N: 0-0

11-26-94 _____ hL _____ 54-76

**Minnesota
(0-2)**

H: 0-0, A: 0-0, N: 0-2

11-23-84 _____ nL _____ 57-60
 12-31-84 _____ nL _____ 72-86

**Mississippi State
(1-0)**

H: 0-0, A: 0-0, N: 1-0

11-24-84 _____ nW _____ 56-54

**Missouri
(0-2)**

H: 0-0, A: 0-1, N: 0-1

11-22-84 _____ nL _____ 70-86
 12-10-88 _____ aL _____ 68-89

**Missouri State
(2-0)**

H: 1-0, A: 1-0, N: 0-0

12-31-83 _____ hW _____ 82-79
 11-29-08 _____ aW _____ 63-59



11-10-06 _____ aL _____ 58-66

**Texas Women's
(2-0)**

H: 1-0, A: 0-0, N: 1-0

1-23-82 _____ hW _____ 71-51
2-6-82 _____ nW _____ 56-40

**Tulane
(2-1)**

H: 0-0, A: 2-1, N: 0-0

1-31-87 _____ aW _____ 69-66
2-16-91 _____ aW _____ 98-93
12-21-07 _____ aL _____ 76-42

**Tulsa
(2-5)**

H: 1-3, A: 1-2, N: 0-0

12-30-96 _____ hL _____ 81-68
11-21-98 _____ aW _____ 69-63
11-22-04 _____ aL _____ 60-80
11-22-05 _____ hL _____ 41-63
11-25-06 _____ hL _____ 57-61
12-1-07 _____ aL _____ 56-78
1-5-09 _____ hW _____ 63-54

**UALR
(2-2)**

H: 2-0, A: 0-2, N: 0-0

1-14-88 _____ hW _____ 76-71
2-9-88 _____ aL _____ 69-75
11-25-05 _____ hW _____ 52-44
12-2-06 _____ aL _____ 48-65

**UC Irvine
(1-1)**

H: 1-0, A: 0-1, N: 0-0

12-20-97 _____ hW _____ 54-48
11-26-99 _____ aL _____ 44-92

**UMKC
(1-3)**

H: 1-1, A: 0-2, N: 0-0

2-10-88 _____ aL _____ 62-79
2-4-89 _____ hL _____ 57-61
1-29-90 _____ hW _____ 54-47
2-12-90 _____ aL _____ 48-69

**UNLV
(1-3)**

H: 0-1, A: 1-2, N: 0-0

11-18-98 _____ hL _____ 65-60
11-20-00 _____ aL _____ 41-57
12-19-03 _____ aL _____ 44-76
12-21-06 _____ aW _____ 70-62

**UT Arlington
(23-27)**

H: 15-9, A: 6-16, N: 2-2

1-4-82 _____ hW _____ 56-55
2-8-82 _____ aL _____ 50-75
1-4-83 _____ hW _____ 56-30
1-8-87 _____ hW _____ 67-43
2-15-88 _____ aL _____ 67-75
1-3-91 _____ hW _____ 83-69
2-4-91 _____ aW _____ 69-63
1-2-92 _____ aL _____ 71-76
2-10-92 _____ aL _____ 71-76
1-28-93 _____ hW _____ 70-63
2-27-93 _____ aL _____ 44-53

1-27-94 _____ hL _____ 52-70
2-26-94 _____ aL _____ 69-76
2-13-95 _____ hW _____ 64-62
3-2-95 _____ aL _____ 61-86
2-19-96 _____ hL _____ 54-66
2-29-96 _____ aL _____ 56-70
1-21-97 _____ aL _____ 43-59
2-22-97 _____ hW _____ 51-43
3-5-97 _____ hL _____ 41-70
1-10-98 _____ hL _____ 51-58
2-14-98 _____ aW _____ 74-63
1-7-99 _____ hL _____ 47-61
2-25-99 _____ aL _____ 52-53
12-30-99 _____ aL _____ 47-54
2-3-00 _____ hL _____ 42-60
2-1-00 _____ hW _____ 66-49
2-10-01 _____ aW _____ 64-42
12-20-01 _____ aW _____ 43-41
1-28-02 _____ hW _____ 51-48
12-3-02 _____ aL _____ 47-56
3-1-03 _____ hW _____ 55-39
1-10-04 _____ aL _____ 47-55
2-18-04 _____ hW _____ 55-43
2-10-05 _____ aL _____ 43-57
2-26-05 _____ hW _____ 48-46
2-16-06 _____ hW _____ 68-67(2OT)
3-8-06 _____ aW _____ 76-75(3OT)
1-23-07 _____ aL _____ 38-67
2-15-07 _____ hL _____ 52-68
3-9-07 _____ nL _____ 52-70
1-24-08 _____ hW _____ 73-56
2-21-08 _____ aW _____ 73-46
3-14-08 _____ nW _____ 77-67
1-17-09 _____ aL _____ 59-76
2-14-09 _____ hL _____ 60-69
3-14-09 _____ nW _____ 74-63
1-16-10 _____ hW _____ 69-51
2-13-10 _____ aL _____ 71-78
3-9-10 _____ nL _____ 63-68

**UTEP
(16-7)**

H: 9-2, A: 6-5 N: 1-0

11-28-81 _____ nW _____ 72-62
2-11-84 _____ hW _____ 92-79
3-3-84 _____ aW _____ 72-68
2-9-85 _____ aW _____ 79-69
3-2-85 _____ hW _____ 78-52
2-8-86 _____ aW _____ 65-58
3-1-86 _____ hW _____ 99-65
2-5-87 _____ hW _____ 72-53
2-28-87 _____ aW _____ 58-52
2-6-88 _____ hW _____ 76-55
2-21-88 _____ aW _____ 59-58
1-6-89 _____ aL _____ 63-76
2-8-89 _____ hW _____ 64-60
1-8-90 _____ aL _____ 64-66
2-17-90 _____ hL _____ 64-69
12-4-90 _____ aL _____ 76-78
2-12-91 _____ hW _____ 86-61
12-17-92 _____ aL _____ 47-75
1-11-93 _____ hL _____ 32-54
11-24-00 _____ hW _____ 58-54
11-28-03 _____ hW _____ 52-49
12-4-04 _____ aW _____ 54-50
11-17-06 _____ aL _____ 47-80

**Virginia Tech
(0-1)**

H: 0-0, A: 0-0, N: 0-1

12-20-07 _____ nL _____ 59-84

**Wayland Baptist
(1-0)**

H: 0-0, A: 0-1, N: 0-0

11-30-91 _____ hL _____ 64-73

**Weber State
(1-0)**

H: 1-0, A: 0-0, N: 0-0

11-23-07 _____ hW _____ 73-45

**West Texas A&M
(2-6)**

H: 2-1, A: 0-3, N: 0-2

1-29-82 _____ nL _____ 61-67
2-4-84 _____ hW _____ 72-69
2-18-84 _____ aL _____ 54-69
2-2-85 _____ aL _____ 67-83
2-16-85 _____ hW _____ 73-54
3-9-85 _____ nL _____ 64-79
2-1-86 _____ aL _____ 43-85
2-15-86 _____ hL _____ 56-59

**West Virginia
(1-0)**

H: 0-0, A: 0-0, N: 0-0

11-18-05 _____ nW _____ 57-54

**Wichita State
(0-2)**

H: 0-1, A: 0-2, N: 0-0

12-2-02 _____ aL _____ 46-69
11-30-03 _____ hL _____ 54-63
11-21-09 _____ aL _____ 51-54

**Wisconsin-Green Bay
(1-0)**

H: 0-0, A: 1-0, N: 0-0

1-24-88 _____ aW _____ 62-57

**Wyoming
(0-2)**

H: 0-0, A: 0-0, N: 0-0

1-12-89 _____ aL _____ 67-70
1-13-90 _____ hL _____ 59-68





1 • Judy Jones
G/F • So.



3 • Jermini Malone
G • So.



10 • Amber Gregg
G • Sr.



12 • Kameisha Johnson
G • Sr.



21 • Kelsey Ansley
F • Sr.



22 • Ashley Gardner
G/F • Jr.



23 • Whitney York
G • Jr.



24 • Alysse Davis
G • Sr.



30 • Ijeoma Waturuocha
G/F • Jr.



32 • Whitney Wright
C • So.



34 • Lyndi Thorman
F • So.



40 • Ashleigh Franklin
F • Sr.



42 • Corrie Forcier
C • So.



55 • Cori Cooper
F • So.



Rae Rippetoe-Blair
Head Coach



Lubomyr Lichonczak
Associate Head Coach



Tai Dillard
Assistant Coach



Koty Cowgill
Assistant Coach



KC Cowgill
Director of Operations

