


UTSA RECORDS





UTSA Career Top 10 Lists

Points			Scoring Average			Assists		
Name	Yr.	Points	Name	Games	Avg	Name	Games	Assists
1. Starlite Williams	1983-87	1,607	1. Starlite Williams (83-87)	97	16.5	1. Monica Gibbs (05-P)	90	472
2. Angel Singleton	1994-98	1,557	2. Rosie Smith (97-99)	54	16.2	2. Tammy Rogers (87-91)	96	406
3. Margaret Martinovich	1981-85	1,480	3. Valerie Wells (82-84)	54	15.3	3. Rhonda Hoffman (83-87)	102	375
4. Tisha Boldt	1986-91	1,391	4. Angel Singleton (93-98)	105	14.8	4. Sharon Wilson (85-89)	102	355
5. Tammy Rogers	1987-91	1,340	5. Nikki Hendrix (01-04)	78	14.4	5. Joyce Howard (96-98)	53	333
6. Michelle Martin	1989-93	1,189	6. Karen Gaskin (88-90)	54	14.1	6. Shelley Seale (81-83)	54	296
7. Sharon Wilson	1985-89	1,172	Vivian Ewalefo (05-07)	60	14.1	7. Kim Reed (01-05)	112	272
8. Nikki Hendrix	2001-04	1,122	8. Tammy Rogers (87-91)	96	13.9	8. Karen Kroen (83-87)	73	263
9. Kim Maxwell	1981-84	1,081	9. Margaret Martinovich (81-85)	108	13.7	9. Kim Maxwell (81-84)	81	259
10. Terrie Davis	2004-08	1,052	10. Denise Forestier (90-92)	38	13.6	10. Terrie Davis (04-08)	118	229

Assists Average			Rebounding			Rebounding Average		
Name	Games	Avg	Name	Games	Reb	Name	Games	Avg
1. Joyce Howard (96-98)	53	6.2	1. Margaret Martinovich (81-85)	108	778	1. Monica Gibbs (05-P)	90	7.6
2. Shelley Seale (81-83)	54	5.5	2. Angel Singleton (93-98)	105	730	2. Margaret Martinovich (81-85)	108	7.2
3. Monica Gibbs (05-P)	90	5.2	3. Monica Gibbs (05-P)	90	681	3. Angel Singleton (93-98)	105	6.9
4. Tammy Rogers (87-91)	96	4.2	4. Tisha Boldt (86-91)	111	675	4. Starlite Williams (83-87)	97	6.6
5. Julie Rampley (00-03)	53	3.8	5. Starlite Williams (83-87)	97	636	5. Tisha Boldt (86-91)	111	6.1
6. Rhonda Hoffman (83-87)	102	3.6	6. Michelle Martin (89-93)	103	590	6. Michelle Martin (89-93)	103	5.7
Karen Kroen (83-87)	73	3.6	7. Debbeye Groves (84-88)	101	550	7. Debbeye Groves (84-88)	101	5.5
8. Sharon Wilson (85-89)	102	3.5	8. Tiffany Williams (90-94)	102	544	8. Tiffany Williams (90-94)	102	5.3
9. Kim Maxwell (81-84)	81	3.2	9. Tammy Rogers (87-91)	96	513	9. Lacy Mingee (01-06)	113	4.8
10. Kim Reed (01-05)	112	2.4	10. Katie Sandefur (02-06)	116	473	10. Katie Sandefur (02-06)	116	4.1

Steals			3-pt FG Made			Field Goals Made		
Name	Games	Steals	Name	Games	3-pt	Name	Games	FG
1. Starlite Williams (83-87)	97	281	1. Terrie Davis (04-08)	118	168	1. Starlite Williams (83-87)	97	674
2. Michelle Martin (89-93)	103	227	2. Philicia Ross (90-94)	95	121	2. Margaret Martinovich (81-85)	108	589
3. Sharon Wilson (85-89)	102	223	3. Nicole Dunson (04-06)	54	98	3. Tisha Boldt (86-91)	111	561
4. Rhonda Hoffman (83-87)	102	222	4. Rosie Smith (96-98)	54	94	4. Angel Singleton (93-98)	105	506
5. Terrie Davis (04-08)	118	173	5. Tammy Rogers (87-91)	96	86	5. Kim Maxwell (81-84)	81	502
6. Tammy Rogers (87-91)	96	165	6. Julie Rampley (00-03)	53	78	6. Sharon Wilson (85-89)	102	460
7. Monica Gibbs (05-P)	90	158	7. Denise Forestier (90-92)	38	61	7. Tammy Rogers (87-91)	96	451
6. Angel Singleton (93-98)	105	150	8. Kim Reed (01-05)	112	60	8. Michelle Martin (89-93)	103	444
7. Latifa Northern (98-02)	109	144	9. Kisha Dancy (94-96)	51	56	9. Nikki Hendrix (01-04)	81	426
8. Joyce Howard (96-98)	53	137	10. Michelle Martin (89-93)	103	55	10. Valerie Wells (82-84)	54	367

Blocks			Games Played			Games Started		
Name	Games	Blocks	Name	Years	Games	Name	Games	Starts
1. Kim Duncan (83-85)	55	93	1. Terrie Davis	2004-08	118	1. Angel Singleton	1994-98	99
2. Starlite Williams (83-87)	97	88	2. Katie Sandefur	2002-06	116	Terrie Davis	2004-08	99
3. Mantha Emory (93-95)	52	81	3. Lacy Mingee	2001-06	113	3. Starlite Williams	1983-87	92
4. Lacy Mingee (01-06)	113	73	4. Kim Reed	2001-05	112	4. Tammy Rogers	1987-91	90
5. Katie Sandefur (02-06)	116	66	5. Tisha Boldt	1987-91	111	5. Tisha Boldt	1986-91	87
6. Monica Gibbs (05-P)	90	63	6. Latifa Northern	1998-02	109	6. Latifa Northern	1998-02	83
7. Keelah Wilson (98-00)	52	61	7. Margaret Martinovich	1981-85	108	7. Kim Maxwell	1981-84	81
8. Sharon Wilson (83-87)	102	58	Melinda Hausenfluke	1990-94	108	Melinda Hausenfluke	1990-94	81
9. Carmen Brockman (89-92)	79	57	9. Renda Churman	1997-01	107	9. Katie Sandefur	2002-06	80
10. Valerie Wells (82-84)	54	55	10. Angel Singleton	1993-98	105	Monica Gibbs	2005-P	80

UTSA



NCAA PARTICIPANT

UTSA Single-Season Top 10 Lists

Points			Scoring Average			3-pt FG Made		
Name	Games	Points	Name	Games	Avg	Name	Games	3-pt
1. Tammy Rogers (90-91)	30	582	1. Starlite Williams (86-87)	26	20.7	1. Terrie Davis (07-08)	32	82
2. Starlite Williams(86-87)	26	538	2. Tammy Rogers (90-91)	30	19.4	2. Jordan Stark (07-08)	31	56
3. Starlite Williams (84-85)	28	493	3. Nikki Hendrix (03-04)	23	17.7	Tammy Rogers (90-91)	30	56
4. Vivian Ewalefo (06-07)	30	480	4. Starlite Williams (84-85)	28	17.6	4. Terrie Davis (06-07)	30	54
5. Margaret Martinovich (82-83)	27	469	5. Starlite Williams (84-85)	16	17.1	5. Rosie Smith (97-98)	28	53
6. Valerie Wells (83-84)	27	452	6. Valerie Wells (83-84)	27	16.7	6. Nicole Dunson (05-06)	29	52
7. Margaret Martinovich (84-85)	28	451	7. Angel Singleton (96-97)	26	16.2	7. Nicole Dunson (04-05)	25	46
8. Rosie Smith (98-99)	26	443	8. Vivian Ewalefo (06-07)	30	16.0	8. Sheika Nelson (95-96)	23	43
Karen Gaskin (89-90)	28	443	9. Karen Gaskin (89-90)	28	15.8	Lynsey Freeman (06-07)	30	43
10. Rosie Smith (97-98)	28	436	10. Rosie Smith (97-98)	28	15.6	10. Philicia Ross (91-92)	27	42

Field Goals Made			Field Goal % (min 200 attempts)			Free Throws		
Name	Games	FG	Name	Season	FG%	Name	Games	Made
1. Starite Williams (86-87)	26	229	1. M. Martinovich (184-280)	1984-85	.657	1. Tammy Rogers (90-91)	30	167
2. Starite Williams (84-85)	28	204	2. M. Martinovich (190-332)	1982-83	.570	2. Angel Singleton (94-95)	26	149
3. Valerie Wells (83-84)	27	195	3. Karen Gaskin (127-228)	1988-89	.557	3. Angel Singleton (96-97)	27	145
4. Margaret Martinovich (82-83)	27	190	4. Cindy Pavell (177-324)	1981-82	.546	4. Monica Gibbs (06-07)	29	136
5. Kim Maxwell (83-84)	27	188	5. Kim Maxwell (188-349)	1983-83	.538	5. Angel Singleton (97-98)	28	131
6. Tisha Boldt (84-85)	28	184	6. Portia Matthews (108-203)	1990-91	.532	6. Tisha Boldt (90-91)	30	111
Margaret Martinovich (84-85)	28	184	7. Onika Anderson (153-294)	2007-08	.520	7. Monica Gibbs (07-08)	33	110
8. Vivian Ewalefo (06-07)	30	183	8. Angel Singleton (118-229)	1994-95	.515	8. Vivian Ewalefo (06-07)	30	108
9. Tammy Rogers (90-91)	30	180	9. Tisha Boldt (184-361)	1987-88	.509	9. Rosie Smith (98-99)	26	104
10. Keelah Wilson (99-00)	28	164	10. Tisha Boldt (147-293)	1989-90	.502	Tammy Rogers (89-90)	28	104
						Joyce Howard (97-98)	28	104

Rebounding			Rebounding Average			Blocks		
Name	Games	Reb	Name	Games	Avg	Name	Games	Blocks
1. Cindy Pavell (81-82)	27	271	1. Cindy Pavell (81-82)	27	10.0	1. Kim Duncan (84-85)	28	57
2. Tisha Boldt (87-88)	30	262	2. Margaret Martinovich (82-83)	27	9.1	2. Mantha Emory (94-95)	26	50
3. Margaret Martinovich (82-83)	27	247	Keelah Wilson (99-00)	28	9.1	3. Keelah Wilson (99-00)	28	41
4. Monica Gibbs (07-08)	33	246	4. Onika Anderson (07-08)	26	8.8	4. Kim Duncan (83-84)	27	36
5. Keelah Wilson (99-00)	28	245	5. Tisha Boldt (90-91)	30	8.7	Starlite Williams (86-87)	26	36
6. Monica Gibbs (06-07)	29	235	6. Monica Gibbs (06-07)	29	8.1	6. Amanda Foster (07-08)	33	35
7. Vivian Ewalefo (05-06)	30	229	7. Richelle Parks (04-05)	28	8.0	7. Valerie Wells (83-84)	27	34
8. Onika Anderson (07-08)	26	228	8. Vivian Ewalefo (05-06)	30	7.6	8. Mantha Emory (93-94)	26	31
9. Vivian Ewalefo (06-07)	30	225	8. Monica Gibbs (07-08)	33	7.5	9. Sharon Wilson (87-88)	26	30
10. Richelle Parks (04-05)	28	224	Vivian Ewalefo (05-06)	30	7.5	10. Nikki Foster (01-02)	28	29

Assists			Assists Average			Steals		
Name	Games	Assists	Name	Games	Avg	Name	Games	Steals
1. Tammy Rogers (90-91)	30	217	1. Tammy Rogers (90-91)	30	7.2	1. Starlite Williams (86-87)	26	92
2. Joyce Howard (97-98)	28	201	2. Joyce Howard (97-98)	28	7.1	2. Joyce Howard (97-98)	28	79
3. Monica Gibbs (07-08)	33	195	3. Shelley Seale (82-83)	27	6.4	3. Michelle Martin (92-93)	26	76
4. Shelley Seale (82-83)	27	173	4. Monica Gibbs (07-08)	33	5.9	4. Tammy Rogers (90-91)	30	74
5. Tammy Rogers (89-90)	28	171	5. Joyce Howard (96-97)	25	5.3	5. Sharon Wilson (88-89)	26	71
6. Tammy Rogers (88-89)	26	158	6. Amber Follis (98-99)	26	4.9	Sherika Nelson (95-96)	23	71
7. Monica Gibbs (06-07)	29	139	Monica Gibbs (05-06)	28	4.9	7. Starlite Williams (83-84)	27	70
8. Monica Gibbs (05-06)	28	138	8. Sharon Wilson (88-89)	26	4.8	8. Valerie Wells (83-84)	27	69
9. Joyce Howard (96-97)	25	132	9. Monica Gibbs (06-07)	29	4.8	Amber Prose (00-01)	28	69
10. Amber Follis (98-99)	26	128	10. Shelley Seale (81-82)	27	4.6	10. Three tied		67

UTSA



UTSA 1,000-POINT CLUB



Starlite Williams
Years Played: 1983-87
Games: 97
Average: 16.5
Points: 1,607



Angel Singleton
Years Played: 1994-98
Games: 105
Average: 14.8
Points: 1,557



Margaret Martinovich
Years Played: 1981-85
Games: 108
Average: 13.7
Points: 1,480



Tisha Boldt
Years Played: 1986-91
Games: 111
Average: 12.5
Points: 1,391



Tammy Rogers
Years Played: 1987-91
Games: 96
Average: 13.9
Points: 1,189



Michelle Martin
Years Played: 1989-93
Games: 103
Average: 11.5
Points: 1,189



Sharon Wilson
Years Played: 1985-89
Games: 102
Average: 11.5
Points: 1,172



Nikki Hendrix
Years Played: 2001-04
Games: 78
Average: 14.4
Points: 1,122



Kim Maxwell
Years Played: 1981-84
Games: 81
Average: 13.3
Points: 1,081



Terrie Davis
Years Played: 2004-08
Games: 118
Average: 8.9
Points: 1,052

UTSA



UTSA 500-REBOUND CLUB



Margaret Martinovich
Years Played: 1981-85
Games: 108
Average: 7.2
Rebounds: 778



Angel Singleton
Years Played: 1994-98
Games: 105
Average: 6.9
Rebounds: 730



Monica Gibbs
Years Played: 2005-P
Games: 90
Average: 7.7
Rebounds: 681



Tisha Boldt
Years Played: 1986-91
Games: 111
Average: 6.1
Rebounds: 675



Starlite Williams
Years Played: 1983-87
Games: 97
Average: 6.6
Rebounds: 636



Michelle Martin
Years Played: 1989-93
Games: 103
Average: 5.7
Rebounds: 590



Debbye Groves
Years Played: 1984-88
Games: 101
Average: 5.5
Rebounds: 550



Tiffany Williams
Years Played: 1990-94
Games: 102
Average: 5.3
Rebounds: 544



Tammy Rogers
Years Played: 1987-91
Games: 96
Average: 5.3
Rebounds: 513

UTSA



UTSA Individual Records

POINTS

Game	40	Starlite Williams v. St. Mary's	12-16-86
Season	582	Tammy Rogers (19.4 PPG)	'90-'91
Conf. Season	325	Nikki Hendrix (16.3 PPG)	'02-'03
Career	1,607	Starlite Williams (16.6 PPG)	'83-'87
Season Avg.	20.7	Starlite Williams	'86-'87
Career Avg.	16.6	Starlite Williams	'83-'87
In Convo	40	Starlite Williams v. St. Mary's	12-16-86
Road Game	32	Tammy Rogers @ Texas A&M	12-19-90
Nuetral Court	31	S. Williams v. Baylor (@ Waco)	12-6-86
Freshman (Game)	28	Richelle Parks @ McNeese St.	1-20-05
Freshman (Season)	436	Rosie Smith (15.6 PPG)	'97-'98
Sophomore (Game)	34	Starlite Williams v. Minnesota	12-31-84
Sophomore (Season)	493	Starlite Williams (17.6 PPG)	'84-'85
Junior (Game)	36	Angel Singleton v. NW State	2-1-97
Junior (Season)	433	Angel Singleton (16.0 PPG)	'96-'97
Senior (Game)	40	Starlite Williams v. St. Mary's	12-16-86
Senior (Season)	582	Tammy Rogers (19.4 PPG)	'90-'91
Freshman Debut	25	M. Martinovich @ Texas State	11-23-81
Career Debut	25	M. Martinovich @ Texas State	11-23-81
In a Loss	34	Starlite Williams v. Minnesota	12-31-84
Conf. Game	36	Angel Singleton v. NW State	2-1-97
Conf. Tourn Game	28	R. Smith & A. Singleton v. SFA	3-5-98
Back-to-Back Games	58	Starlite Williams v. Alabama (27)	12-5-86
		Starlite Williams v. Baylor (31)	12-6-86

FIELD GOALS MADE

Game	16	Starlite Williams v. St. Mary's	12-16-86
Season	229	Starlite Williams (8.8 per game)	'86-'87
Career	674	Starlite Williams (6.9 per game)	'83-'87
Conf. Game	12	Nikki Hendrix @ SE Louisiana	2-21-02
Conf. Season	120	Nikki Hendrix (6.0 per game)	'02-'03

FIELD GOAL ATTEMPTS

Game	33	Tammy Rogers @ Anchorage	2-23-91
Season	482	Tammy Rogers (16.1 per game)	'90-'91
Career	1,305	Starlite Williams (13.5 per game)	'83-'87
Conf. Game	22	Nikki Hendrix @ UT Arlington	1-10-04
	22	Vivian Ewalefo @ Nicholls	2-2-06
Conf. Season	300	Rosie Smith (16.7 per game)	'98-'99

FIELD GOAL PERCENTAGE (min attempts)

Game (10)	.928	S. Williams v. Alabama (13-14)	12-5-86
Season (100)	.657	M. Martinovich (184-280)	'84-'85
Career (500)	.566	M. Martinovich (589-1039)	'81-'85
Conf. Game (7)	1.00	A. Singleton v. Nicholls (9-9)	2-8-96
Conf. Season	.494	Renda Churman (116-235)	'00-'01

3PT FIELD GOALS MADE

Game	8	Terrie Davis v. Lamar	1-12-08
Season	82	Terrie Davis (2.5 per game)	'07-'08
Career	168	Terrie Davis (1.4 per game)	'04-'08
Conf. Game	8	Terrie Davis v. Lamar	1-12-08
Conf. Season	46	Terrie Davis (2.9 per game)	'07-'08
Consecutive	8	N. Dunson (3-3) v. Texas State	2-12-05
		N. Dunson (5-6) @ SE Louisiana	2-17-05

3PT FIELD GOALS ATTEMPTED

Game	15	Terrie Davis v. Lamar	1-12-08
Season	224	Terrie Davis (6.8 per game)	'07-'08
Career	561	Terrie Davis (4.7 per game)	'90-'94
Conf. Game	15	Terrie Davis v. Lamar	1-12-08
Conf. Season	123	Terrie Davis (7.7 per game)	'07-'08
	123	Rosie Smith (6.8 per game)	'98-'99

3PT FIELD GOAL PERCENTAGE (min attempts)

Game (5)	.875	Rosie Smith (7-8) v. SFA	1-8-98
Season (75)	.441	Nicole Dunson (52-118)	'05-'06
Career (150)	.422	Nicole Dunson (98-234)	'04-'06

Conf. Game (5)	.875	Rosie Smith (7-8) v. SFA	1-8-98
Conf. Season (50)	.407	Rosie Smith (33-81)	'97-'98

FREE THROWS MADE

Game	16	Angel Singleton v. NW St.	2-1-97
Season	167	Tammy Rogers (5.6 per game)	'90-'91
Career	553	Angel Singleton (5.3 per game)	'93-'98
Conf. Game	16	Angel Singleton v. NW St.	2-1-97
Conf. Season	116	Angel Singleton (6.4 per game)	'94-'95
Consecutive	29	Starlite Williams	11-28-68 thru 12-6-86

FREE THROWS ATTEMPTED

Game	19	Angel Singleton v. NW St.	2-1-97
Season	214	Monica Gibbs (7.1 per game)	'06-'07
Career	721	Angel Singleton (6.9 per game)	'93-'98
Conf. Game	19	Angel Singleton v. NW St.	2-1-97
Conf. Season	128	Monica Gibbs (8.0 per game)	'06-'07

FREE THROW PERCENTAGE

Game	1.000	S. Williams v. Nev.-Reno (11-11)	11-29-86
Season	.903	Rhonda Hoffman (28-31)	'83-'84
Career	.820	Rosie Smith (169-206)	'97-'99
Conf. Game	1.000	N. Hendrix v. Nicholls (11-11)	1-31-04
Conf. Game	1.000	K. Sandefur @ SHSU (11-11)	1-19-06
Conf. Season	.870	Rosie Smith (40-46)	'97-'98

REBOUNDS

Game	24	M. Martinovich v. TAMU-K	11-27-81
Season	271	Cindy Pavell (10.0 per game)	'81-'82
Career	778	M. Martinovich (7.2 per game)	'81-'85
Conf. Game	19	Keelah Wilson @ UT Arlington	12-30-99
Conf. Season	175	Keelah Wilson (9.7 per game)	'99-'00

ASSISTS

Game	13	Shelley Seals v. Huston-Tillotson	1-29-83
Season	217	Tammy Rogers (7.2 per game)	'90-'91
Career	472	Monica Gibbs (5.2 per game)	'05-Present
Conf. Game	13	Joyce Howard v. McNeese St.	2-7-98
Conf. Season	97	Monica Gibbs (6.0 per game)	'07-'08

STEALS

Game	9	Rhonda Hoffman v. SHSU	1-27-84
Season	92	Starlite Williams (3.5 per game)	'86-'87
Career	281	Starlite Williams (2.9 per game)	'83-'87
Conf. Game	8	Terrie Davis @ TAMUCC	1-27-07
Conf. Season	51	Joyce Howard (3.0 per game)	'97-'98

BLOCKS

Game	8	Kim Duncan @ Texas State	1-24-85
Season	57	Kim Duncan (2.0 per game)	'84-'85
Career	93	Kim Duncan (1.7 per game)	'83-'85
Conf. Game	8	Kim Duncan @ Texas State	1-24-85
Conf. Season	29	Keelah Wilson (1.6 per game)	'99-'00



Starlite Williams is UTSA's all-time leading scorer with 1,607 points.

2008 SOUTHLAND CONFERENCE TOURNAMENT CHAMPIONS NCAA PARTICIPANT



UTSA Team Records

WINS (Highs)

Season	23	(23-10)	'83-'84
Conf. Season	17	(17-3)	'02-'03

WINS (Lows)

Season	4	(4-23)	'91-'92
Conf. Season	2	(2-16)	'94-'95
	2	(2-16)	'93-'94

LOSSES (Highs)

Season	23	(4-23)	'91-'92
Conf. Season	16	(2-16)	'94-'95

LOSSES (Lows)

Season	6	(21-6)	'83-'84
Conf. Season	3	(17-3)	'02-'03

POINTS (Highs)

Game	113	vs. Schreiner	11-24-90
	113	vs. Oklahoma City	2-27-84
Season	2,392	(79.7 ppg)	'90-'91
Conf. Game	92	vs. Nicholls	2-17-94
Conf. Season	1,269	(63.5 PPG)	'00-'01
Home Game	113	vs. Schreiner	11-24-90
Opp. Home Court	98	@ Tulane (O/T)	2-16-91
Neutral Court	100	vs. St. Mary's (Hemisfair)	1-24-89
In a Loss	89	@ Anchorage	2-23-91
In Overtime Period	15	vs. SHSU	2-3-05

POINTS (Lows)

Game	32	vs. UTEP	1-11-93
Season	1,455	(51.9 ppg)	'01-'02
Conf. Game	36	vs. Nicholls	1-17-98
Conf. Season	902	(56.4 PPG)	'96-'97
Home Game	32	vs. UTEP	1-11-93
On Neutral Court	32	vs. SFA (Bossier City)	3-9-01
In a Half	10	@ UT Arlington	1-21-97

FIELD GOALS MADE (Highs)

Game	45	vs. Schreiner	11-24-90
Season	872	(32.3 FG per game)	'83-'84
Conf. Game	34	vs. McNeese State	2-3-01
Conf. Season	455	(22.8 FG per game)	'00-'01

FIELD GOALS MADE (Lows)

Game	11	@ Nicholls	1-27-98
Season	516	(18.4 FG per game)	'01-'02
Conf. Game	11	@ Nicholls	1-17-98
Conf. Season	314	(19.6 FG per game)	'96-'97

FIELD GOALS ATTEMPTED (Highs)

Game	77	(61.7 attempts per game)	12-28-93
Season	2,024	(67.5 attempts per game)	'90-'91
Conf. Game	77	@ Northwestern State	12-28-93
Conf. Season	1,110	(61.7 attempts per game)	'93-'94

FIELD GOALS ATTEMPTED (Lows)

Game	36	@ Baylor	12-16-96
Season	1,367	(52.6 attempts per game)	'98-'99
Conf. Game	38	@ McNeese State	1-19-98
Conf. Season	780	(48.8 attempts per game)	'96-'97

FIELD GOAL PERCENTAGE (Highs)

Game	.706	vs. Texas Southern	12-5-96
Season	.478	(800-1,675)	'84-'85
Conf. Game	.596	@ Nicholls	2-1-03
Conf. Season	.438	(386-881)	'05-'06

FIELD GOAL PERCENTAGE (Lows)

Game	.208	@ Tulsa	12-1-07
Season	.364	(516-1,418)	'01-'02
Conf. Game	.212	@ Nicholls	1-17-98
Conf. Season	.364	(333-914)	'01-'02

3PT FIELD GOALS MADE (Highs)

Game	12	vs. Buffalo	12-30-05
Season	204	(6.2 3pt-FG per game)	'07-'08
Conf. Game	10	4 Times (@ Northwestern St.)	2-28-93
Conf. Season	97	(6.1 3pt-FG per game)	'07-'08

3PT FIELD GOALS MADE (Lows)

Game	0	Multiple Times	
Season	47	(1.7 3pt-FG per game)	'96-'97
Conf. Game	0	Multiple Times	
Conf. Season	29	(1.8 3pt-FG per game)	'96-'97

3PT FIELD GOALS ATTEMPTED (Highs)

Game	31	vs. Buffalo	12-30-05
Season	587	(17.8 attempts per game)	'07-'08
Conf. Game	30	vs. Texas State	1-8-94
Conf. Season	299	(18.7 attempts per game)	'92-'93

3PT FIELD GOALS ATTEMPTED (Lows)

Game	0	Multiple Times	
Season	167	(6.2 attempts per game)	'96-'97
Conf. Game	0	@ Northwestern State	1-9-97
Conf. Season	109	(6.8 attempts per game)	'96-'97

3PT FIELD GOAL PERCENTAGE (Highs) **** (minimum attempts)**

Game ** (10)	.667	vs. SE Louisiana (8-12)	3-3-01
Season	.356	(144-405)	'05-'06
Conf. Game ** (10)	.667	vs. SE Louisiana (8-12)	3-3-01
Conf. Season	.438	(67-187)	'05-'06

3PT FIELD GOAL PERCENTAGE (Lows)

Game	.000	Multiple Times	
Season	.249	(84-338)	'99-'00
	.249	(87-350)	'93-'94
Conf. Game	.000	Multiple Times	
Conf. Season	.249	(59-237)	'99-'00

FREE THROWS MADE (Highs)

Game	33	vs. Oral Roberts ^	2-22-86
	33	@ Texas Tech	12-17-88
Season	531	(17.7 FT per game)	'90-'91
Conf. Game	30	@ Northwestern State	1-3-98
Conf. Season	296	(17.4 FT per game)	'97-'98

FREE THROWS MADE (Lows)

Game	1	vs. Prairie View A&M	2-10-83
Season	286	(10.6 FT per game)	'81-'82
Conf. Game	1	vs. Texas State	1-16-93
Conf. Season	174	(10.9 FT per game)	'07-'08

FREE THROWS ATTEMPTED (Highs)

Game	44	vs. Texas Tech	12-17-88
	44	vs. Kent State	12-3-93
Season	789	(26.3 attempts per game)	'90-'91
Conf. Game	40	@ Northwestern State	1-3-98
Conf. Season	432	(24.0 attempts per game)	'95-'96

FREE THROWS ATTEMPTED (Lows)

Game	3	vs. St. Mary's	2-14-84
Season	427	(15.8 attempts per game)	'81-'82
Conf. Game	3	vs. Louisiana-Monroe	2-17-01
Conf. Season	271	(16.9 attempts per game)	'07-'08

FREE THROW PERCENTAGE (Highs) **** (minimum attempts)**

Game	.944	vs. North Texas (17-18)	1-22-96
Season	.715	(409-572)	'89-'90
Conf. Game ** (10)	.944	vs. North Texas (17-18)	1-22-96
Conf. Season	.742	(296-399)	'97-'98

UTSA



FREE THROW PERCENTAGE (Lows) **** (minimum attempts)**

Game ** (10)	.364	(8-22)	1-2-95
Season	.619	(289-467)	'93-'94
Conf. Game ** (10)	.400	@ Lamar (4-10)	1-6-07
	.400	@ Northwestern State (4-10)	12-28-93
Conf. Season	.642	(174-271)	'07-'08

REBOUNDS (Highs)

Game	64	@ Prairie View-A&M	2-8-90
Season	1,337	(44.6 RPG)	'90-'91
Conf. Game	57	@ Sam Houston State	2-7-08
Conf. Season	759	(38.0 RPG)	'00-'01

REBOUNDS (Lows)

Game	21	@ UT Arlington	1-23-07
Season	863	(33.2 RPG)	'98-'99
Conf. Game	21	@ UT Arlington	1-23-07
Conf. Season	544	(32.0 RPG)	'97-'98

ASSISTS (Highs)

Game	34	@ Southwestern	11-22-83
	34	v. Oklahoma City	2-27-84
Season	627	(24.1 APG)	'95-'96
Conf. Game	27	@ Sam Houston State	2-22-01
Conf. Season	274	(13.7 APG)	'00-'01

ASSISTS (Lows)

Game	1	@ Creighton	2-10-87
Season	273	(10.5 APG)	'98-'99
Conf. Game	2	@ UT Arlington	1-23-07
Conf. Season	175	(9.7 APG)	'98-'99

TURNOVERS (Highs)

Game	38	vs. Sam Houston State	1-12-95
Season	679	(25.1 TO per game)	'91-'92
Conf. Game	38	vs. Sam Houston State	1-12-95
Conf. Season	459	(25.5 TO per game)	'94-'95

TURNOVERS (Lows)

Game	6	vs. Southeastern Louisiana	2-14-08
Season	420	(15 TO Per Game)	'97-'98
Conf. Game	6	vs. Southeastern Louisiana	2-14-08
Conf. Season	212	(13.3 TO per game)	'07-'08

STEALS (Highs)

Game	32	@ Hardin-Simmons	2-6-84
Season	373	(13.8 SPG)	'86-'87
Conf. Game	20	vs. North Texas	1-30-93
Conf. Season	195	(10.8 SPG)	'92-'93

STEALS (Lows)

Game	0	Multiple Times	
Season	163	(6.3 SPG)	'98-'99
Conf. Game	0	@ Nicholls	2-19-05
Conf. Season	109	(6.1 SPG)	'98-'99

BLOCKS (Highs)

Game	10	@ Northwestern State	3-3-06
Season	112	(3.4 BPG)	'07-'08
Conf. Game	10	@ Northwestern State	3-3-06
Conf. Season	61	(3.8 BPG)	'07-'08

BLOCKS (Lows)

Game	0	Multiple Times	
Season	22	(0.8 BPG)	'96-'97
Conf. Game	0	Multiple Times	
Conf. Season	9	(0.6 BPG)	'96-'97

PERSONAL FOULS (Highs)

Game	33	@ UC Irvine	11-26-99
Season	653	(24.2 PF per game)	'83-'84
Conf. Game	29	@ Louisiana-Monroe	1-5-98
Conf. Season	384	(19.2 PF per game)	'00-'01
Most Disqualifications	28		'83-'84

PERSONAL FOULS (Lows)

Game	8	vs. Texas A&M-CC	2-2-08
Season	471	(16.2 PF per game)	'02-'03
Conf. Game	8	vs. Texas A&M-CC	2-2-08
Conf. Season	244	(15.3 PF per game)	'07-'08



The first women's basketball team at UTSA.

Back row from left to right: Marsha Holt, Kim Maxwell Margaret Martinovich, Denise Fritz, Cindy Pavell. Front row from left to right: Linda McReynolds, Tina Camacho, Shelley Seale, and Felicia Thompson.



The 2002-03 team set a school record with 17 conference wins en route to their first-ever Southland Conference Regular Season Championship and also won a school-best 13 straight games.



The 2008 UTSA women's basketball team celebrating with fans after capturing its first ever Southland Conference Tournament Championship.

2008 SOUTHLAND CONFERENCE TOURNAMENT CHAMPIONS

NCAA PARTICIPANT



YEAR-BY-YEAR LEADERS

Field Goals

Year, Player	FG	FGA	Pct.
81-82, Cindy Pavell	177	324	54.6
82-83, M. Martinovich	190	332	57.0
83-84, Kim Maxwell	188	349	53.8
84-85, M. Martinovich	184	280	65.7
85-86 Tina Camacho	118	256	46.1
86-87 Sharon Wilson	97	240	40.4
87-88 Tisha Boldt	184	361	50.9
88-89, Sharon Wilson	152	366	41.5
89-90, Karen Gaskin	171	358	47.7
90-91, Tammy Rogers	180	482	37.3
91-92, Michelle Martin	132	309	42.7
92-93, Michelle Martin	128	313	40.9
93-94, Tiffiny Williams	90	206	43.7
94-95, Angel Singleton	118	229	51.5
95-96, Angel Singleton	94	177	53.1
96-97, Angel Singleton	144	282	51.1
97-98, Rosie Smith	159	359	44.3
98-99, Rosie Smith	149	434	34.3
99-00, Keelah Wilson	164	360	45.6
00-01, Renda Churman	148	306	48.4
01-02, Nikki Hendrix	128	291	44.0
02-03, Nikki Hendrix	150	334	44.9
03-04, Nikki Hendrix	148	343	43.1
04-05, Richelle Parks	157	332	47.3
05-06, Vivian Ewalefo	139	336	41.4
06-07, Vivian Ewalefo	183	413	44.3
07-08, Onika Anderson	153	294	52.0

Field Goal Percentage

Year, Player	FG	FGA	Pct.
81-82, Cindy Pavell	177	324	54.6
82-83, M. Martinovich	190	332	57.0
83-84, Kim Maxwell	188	349	53.8
84-85, M. Martinovich	184	280	65.7
85-86, Starlite Williams	114	233	48.9
86-87, Sharon Wilson	97	240	40.4
87-88, Tisha Boldt	184	361	50.9
88-89, Karen Gaskin	127	228	55.7
89-90, Tisha Boldt	147	293	50.2
90-91, Portia Matthews	108	203	53.2
91-92, D'Ann Watson	57	106	53.8
92-93, Annie Archambault	64	153	41.8
93-94, Annie Archambault	74	161	46.0
94-95, Angel Singleton	118	229	51.5
95-96, Angel Singleton	94	177	53.1
96-97, Lisa Smith	102	167	61.1
97-98, Renda Churman	60	111	54.1
98-99, Donelle Jones	60	130	46.2
99-00, Keelah Wilson	164	360	45.6
00-01, Renda Churman	148	306	48.4
01-02, Nikki Hendrix	128	291	44.0
02-03, Katie Sandefur	64	135	47.4
03-04, Lacy Mingee	94	207	45.4
04-05, Richelle Parks	157	332	47.2
05-06, Lacy Mingee	116	249	46.6
06-07, Vivian Ewalefo	183	413	44.3
07-08, Onika Anderson	153	294	52.0

Rebounds

Year, Player	Gms	Reb
81-82, Cindy Pavell	27	271
82-83, M. Martinovich	27	247
83-84, Valarie Wells	27	213
84-85, Starlite Williams	28	221
85-86, Debbye Groves	26	186
86-87, Starlite Williams	26	183
87-88, Tisha Boldt	28	169
88-89, Tammy Rogers	28	158
89-90, Karen Gaskin	28	187
90-91, Tisha Boldt	30	262
91-92, Carmen Brockman	27	203
92-93, Tiffiny Williams	25	155
Michelle Martin	26	155
93-94, Tiffiny Williams	25	169
94-95, Angel Singleton	26	188
95-96, Angel Singleton	22	166
96-97, Angel Singleton	27	185
97-98, Angel Singleton	28	183
98-99, Donelle Jones	26	166
99-00, Keelah Wilson	28	245
00-01, Julie Rampley	29	187
01-02, Kate Fitzgerald	28	168
02-03, Tanisha Jackson	28	182
03-04, Dewella Holliday	28	188
04-05, Richelle Parks	28	224
05-06, Vivian Ewalefo	30	229
06-07, Monica Gibbs	29	235
07-08, Monica Gibbs	33	246

Rebound Average

Year, Player	Reb.	Avg.
81-82, Cindy Pavell	271	10.0
82-83, M. Martinovich	247	9.1
83-84, Valarie Wells	213	7.8
84-85, Starlite Williams	221	7.9
85-86, Debbye Groves	186	7.1
86-87, Starlite Williams	183	7.0
87-88, Debbye Groves	144	6.5
88-89, Tammy Rogers	158	6.1
89-90, Karen Gaskin	187	6.7
90-91, Tisha Boldt	262	8.7
91-92, Michelle Martin	195	7.5
Carmen Brockman	203	7.5
92-93, Tiffiny Williams	155	6.2
93-94, Tiffiny Williams	169	6.8
94-95, Angel Singleton	188	7.2
95-96, Angel Singleton	166	7.5
96-97, Angel Singleton	185	6.9
97-98, Angel Singleton	183	6.5
98-99, Donelle Jones	166	6.4
99-00, Keelah Wilson	245	9.1
00-01, Julie Rampley	187	6.4
01-02, Kate Fitzgerald	168	6.0
02-03, Tanisha Jackson	182	6.5
03-04, Nikki Hendrix	161	7.0
04-05, Richelle Parks	224	8.0
05-06, Vivian Ewalefo	229	7.6
06-07, Monica Gibbs	235	8.1
07-08, Onika Anderson	228	8.8

3-Point Field Goals

Year, Player	Gms.	3Pt.
88-89, Tammy Rogers	26	2-2
89-90, Tammy Rogers	28	27-64
90-91, Tammy Rogers	30	56-81
91-92, Philicia Ross	27	42-136
92-93, Philicia Ross	26	34-99
93-94, Philicia Ross	26	19-76
94-95, Kisha Dancy	26	31-88
95-96, Sherika Nelson	23	43-134
96-97, Stephanie Schaffer	21	29-91
97-98, Rosie Smith	28	53-141
98-99, Rosie Smith	26	41-157
99-00, Jene Vanderbilt	27	34-114
00-01, Julie Rampley	29	37-104
01-02, Amber Prose	28	28-84
02-03, Julie Rampley	29	41-108
03-04, Kim Reed	29	27-75
04-05, Nicole Dunson	25	46-116
05-06, Nicole Dunson	29	52-118
06-07, Terrie Davis	30	54-165
07-08, Terrie Davis	32	82-224

3-Point Field Goal Percentage

Year, Player	3Pt.	Avg.
88-89, Tammy Rogers	2-2	1.000
89-90, Tammy Rogers	27-64	42.2
91-92, Denise Forestier	40-111	36.0
92-93, Michelle Martin	27-78	34.6
93-94, Stephanie Jones	18-44	40.9
94-95, Kisha Dancy	31-88	35.2
95-96, Sherika Nelson	43-134	32.1
96-97, Stephanie Schaffer	29-91	31.9
97-98, Rosie Smith	53-141	37.6
98-99, Amber Follis	17-53	32.1
99-00, Jene Vanderbilt	34-114	29.8
00-01, Julie Rampley	37-104	35.6
01-02, Amber Prose	28-84	33.3
02-03, Julie Rampley	41-108	37.9
03-04, Tijwana Collins	23-51	45.1
04-05, Nicole Dunson	46-116	39.7
05-06, Nicole Dunson	52-118	44.4
06-07, Terrie Davis	54-165	32.7
07-08, Terrie Davis	82-224	36.6



Angel Singleton ranks second on the all-time scoring list with 1,557 points.

UTSA



Free Throws

Year, Player	FT	Avg.
81-82, Cindy Pavell	61-81	75.3
82-83, Margaret Martinovich	89-118	75.0
83-84, Margaret Martinovich	78-101	77.2
84-85, Starlite Williams	85-115	73.9
85-86, Debye Groves	52-102	50.9
86-87, Starlite Williams	80-117	68.4
87-88, Sharon Wilson	78-103	75.7
88-89, Sharon Wilson	92-127	72.4
89-90, Tammy Rogers	104-129	80.6
90-91, Tisha Boldt	111-158	70.3
91-92, Carmen Brockman	86-128	67.2
92-93, Michelle Martin	80-96	83.3
93-94, Anakara King	50-62	80.6
94-95, Angel Singleton	149-198	75.3
95-96, Angel Singleton	124-157	79.0
96-97, Angel Singleton	145-192	75.5
97-98, Angel Singleton	131-169	77.5
98-99, Rosie Smith	104-130	80.0
99-00, Keelah Wilson	71-116	61.2
00-01, Kate Fitzgerald	66-94	70.2
01-02, Kate Fitzgerald	83-110	75.5
02-03, Nikki Hendrix	74-106	69.8
03-04, Nikki Hendrix	92-115	80.0
04-05, Richelle Parks	75-134	55.2
05-06, Lacy Mingee	58-79	73.4
06-07, Terrie Davis	65-77	84.4
07-08, Terrie Davis	49-62	79.0

Free Throw Percentage

Year, Player	FT	Avg.
81-82, Kim Maxwell	22-25	88.0
82-83, Kim Maxwell	22-26	85.0
83-84, Rhonda Hoffman	28-31	90.3
84-85, Margaret Martinovich	83-112	74.1
85-86, Rhonda Hoffman	49-56	87.5
86-87, Amy Alkek	43-54	79.6
87-88, Deana King	16-17	94.1
88-89, Sharon Wilson	92-127	72.4
89-90, Tammy Rogers	104-129	80.6
90-91, Tammy Rogers	167-206	81.1
91-92, Melinda Hausenfluke	46-58	79.3
92-93, Michelle Martin	80-96	83.3
93-94, Ankara King	50-62	80.6
94-95, Angel Singleton	149-198	75.3
95-96, Angel Singleton	124-157	78.9
96-97, Angel Singleton	145-192	75.5
97-98, Rosie Smith	65-76	88.5
98-99, Rosie Smith	104-130	80.0
99-00, Danielle Johnson	67-89	75.3
00-01, Kate Fitzgerald	66-94	70.2
01-02, Kate Fitzgerald	83-110	75.5
02-03, Katie Sandefur	23-32	71.9
03-04, Nikki Hendrix	92-115	80.0
04-05, Nicole Dunson	25-28	89.3
05-06, Lacy Mingee	58-79	73.4
06-07, Terrie Davis	65-77	84.4
07-08, Terrie Davis	49-62	79.0

Assists

Year, Player	Ast.	AVG
81-82, Shelley Seale	123	4.55
82-83, Shelley Seale	173	6.40
83-84, Rhonda Hoffman	104	3.85
84-85, Karen Kroen	87	3.34
85-86, Rhonda Hoffman	97	4.04
86-87, Rhonda Hoffman	88	3.38
87-88, Sharon Wilson	106	4.07
88-89, Sharon Wilson	126	4.84
89-90, Tammy Rogers	108	3.85
90-91, Tammy Rogers	217	7.23
91-92, Melinda Hausenfluke	78	2.88
92-93, Michelle Carlucci	83	3.19
93-94, Melinda Hausenfluke	69	2.76
94-95, Tracey Pepper	112	4.31
95-96, Sherika Nelson	71	3.08
96-97, Joyce Howard	132	5.28
97-98, Joyce Howard	201	7.17
98-99, Amber Follis	128	4.92
99-00, Jene Vanderbilt	65	2.50
00-01, Julie Rampley	105	3.62
01-02, Kate Fitzgerald	63	2.25
02-03, Julie Rampley	114	3.93
03-04, Kim Reed	88	3.03
04-05, Kim Reed	91	3.50
05-06, Monica Gibbs	138	4.92
06-07, Monica Gibbs	139	4.79
07-08, Monica Gibbs	195	5.91

Steals

Year, Player	Stls	Avg.
81-82, Shelley Seale	41	1.51
82-83, Shelley Seale	50	1.85
83-84, Starlite Williams	70	2.59
84-85, Starlite Williams	67	2.39
85-86, Starlite Williams	52	3.25
86-87, Starlite Williams	92	3.53



In just three seasons at UTSA, Monica Gibbs became the all-time career assists leader with 472.

87-88, Amy Alkek	53	1.96
88-89, Sharon Wilson	71	2.73
89-90, Nicole Ranson	58	2.52
90-91, Tammy Rogers	74	2.46
91-92, Michelle Martin	76	2.92
92-93, Michelle Martin	76	2.92
93-94, Anakara King	50	2.50
94-95, Kisha Dancy	38	1.46
Tracey Pepper	38	1.46
95-96, Sherika Nelson	71	3.08
96-97, Joyce Howard	58	2.32
97-98, Joyce Howard	79	2.82
98-99, Rosie Smith	48	1.84
99-00, Latifa Northern	58	2.14
00-01, Amber Prose	69	2.46
01-02, Amber Prose	46	1.64
02-03, Julie Rampley	39	1.34
03-04, Tijwana Collins	43	1.54
04-05, Terrie Davis	36	1.29
05-06, Terrie Davis	49	1.75
06-07, Monica Gibbs	54	1.86
07-08, Monica Gibbs	60	1.80

Blocked Shots

Year, Player	Blks
81-82, Margaret Martinovich	7
82-83, Valerie Wells	21
83-84, Kim Duncan	36
84-85, Kim Duncan	57
85-86, Starlite Williams	27
86-87, Starlite Williams	36
87-88, Sharon Wilson	30
88-89, Sharon Wilson	12
89-90, Carmen Brockman	18
90-91, Carmen Brockman	15
91-92, Carmen Brockman	24
92-93, Tiffany Williams	10
93-94, Mantha Emory	31
94-95, Mantha Emory	50
95-96, Lisa Smith	14
96-97, Lisa Smith	10
97-98, Rosie Smith	11
98-99, Keelah Wilson	20
99-00, Keelah Wilson	41
00-01, Niki Foster	12
01-02, Niki Foster	29
02-03, Tanisha Jackson	14
03-04, Katie Sandefur	17
04-05, Lacy Mingee	27
05-06, Monica Gibbs	26
06-07, Monica Gibbs	17
06-07, Tia Bogan	17
07-08, Amanda Foster	35

2008 SOUTHLAND CONFERENCE TOURNAMENT CHAMPIONS NCAA PARTICIPANT



UTSA Records

Most Points Scored By A Roadrunner In A Game

Player	Date	Opponent	FG	3PT	FT	PTS
1. Starlite Williams	12-16-86	St. Mary's	16	-	8	40
2. Angel Singleton	2-1-97	Northwestern St.	10	0	16	36
3. Starlite Williams	12-31-84	Minnesota	15	-	4	34
4. Rosie Smith	1-8-98	Stephen F. Austin	11	7	3	32
Tammy Rogers	12-19-90	Texas A&M	8	4	12	32
6. Tammy Rogers	1-30-91	Texas-Pan American	13	4	1	31
Starlite Williams	12-9-86	Baylor	14	0	3	31
8. Starlite Williams	12-3-86	Houston	10	-	10	30
Starlite Williams	12-3-85	Rice	11	-	8	30
Kim Maxwell	2-27-84	Oklahoma	14	-	2	30
Rosie Smith	2-20-99	Lamar	9	4	8	30

Most Points Scored By A Roadrunner In A Conference Game


Player	Date	Opponent	FG	3PT	FT	PTS
1. Angel Singleton	2-1-97	Northwestern St.	10	0	16	36
2. Rosie Smith	1-8-98	Stephen F. Austin	11	7	3	32
3. Rosie Smith	2-20-99	Lamar	9	4	8	30
4. Rosie Smith	1-2-99	Lamar	10	6	3	39
5. Nikki Hendrix	2-21-02	Southeastern Louisiana	12	0	4	28
Sabirah Spencer	2-14-98	UT Arlington	6	4	12	28
7. Angel Singleton	2-13-95	UT Arlington	-	-	15	27
Nikki Hendrix	1-2-03	Northwestern State	10	0	7	27
Onika Anderson	2-9-08	Stephen F. Austin	12	0	3	27
10. Onika Anderson	2-16-08	Nicholls	11	0	4	26
Nikki Hendrix	1-31-04	Nicholls	7	1	11	26
Nikki Hendrix	2-28-04	Northwestern State	10	1	5	26
Rosie Smith	2-18-99	Sam Houston State	10	3	3	26
Angel Singleton	2-8-96	Nicholls				26

Most Points Scored In Conference

Player, Season	G	FG	3Pt	FT	Avg.	Points
1. Nikki Hendrix (2002-03)	20	120	13	67	16.2	325
2. Rosie Smith (1998-99)	18	104	32	80	17.8	320
3. Angel Singleton (1996-97)	16	93	0	84	16.9	270
4. Renda Churman (2000-01)	21	116	1	25	12.3	258
Nikki Hendrix (2003-04)	15	93	11	61	17.2	258
5. Keelah Wilson (1999-00)	18	102	0	51	14.2	255
6. Vivian Ewalefo (2006-07)	16	94	3	59	15.6	250
7. Angel Singleton (1997-98)	16	82	0	80	15.2	244
Vivian Ewalefo (2005-06)	16	88	0	68	15.3	244
9. Nikki Hendrix (2001-02)	20	104	9	43	13.0	260
10. Onika Anderson (2007-08)	26	111	0	30	15.8	252

Highest Scoring Average In Conference Season

Player, Season	G	Points	Avg.
1. Rosie Smith (1998-99)	18	320	17.8
2. Kim Maxwell (1983-84)	10	173	17.3
3. Nikki Hendrix (2003-04)	15	258	17.2
4. Angel Singleton (1996-97)	16	270	16.9
5. Nikki Hendrix (2002-03)	20	325	16.2
6. Valarie Wells (1983-84)	10	161	16.1
7. Onika Anderson (2007-08)	16	252	15.8
8. Vivian Ewalefo (2006-07)	16	150	15.6
9. Angel Singleton (1997-98)	16	244	15.2
Rosie Smith (1997-98)	16	243	15.2



Rosie Smith posted the highest scoring average in conference play at 17.8 points per game.



During the 2002-03 season, Nikki Hendrix's 325 points is the most ever scored in conference play.

UTSA



Top-25 Career Scorers

Player, Seasons	G	FG	3Pt	FT	Avg.	Points
1. Starlite Williams (83-87)	97	674	0	259	16.5	1,607
2. Angel Singleton (94-98)	105	506	0	553	14.8	1,557
3. Margaret Martinovich (81-85)	108	589	0	302	13.7	1,480
4. Tisha Boldt (86-91)	111	561	0	256	12.5	1,391
5. Tammy Rogers (87-91)	96	451	27	355	13.9	1,340
6. Michelle Martin (89-93)	103	444	55	249	11.5	1,189
7. Sharon Wilson (85-89)	102	460	-	252	11.4	1,172
8. Nikki Hendrix (01-04)	78	426	45	225	14.4	1,122
9. Kim Maxwell (81-84)	81	502	-	77	13.3	1,081
10. Terrie Davis (04-08)	118	331	195	195	8.9	1,052
11. Monica Gibbs (05-P)	90	322	4	298	10.5	946
12. Lacy Minge (01-06)	113	357	6	183	8.0	904
13. Rosie Smith (97-99)	54	308	94	169	16.2	879
14. Debbye Groves (84-88)	101	355	-	167	8.6	877
15. Vivian Ewalefo (05-07)	60	322	6	196	14.1	846
16. Valerie Wells (82-84)	54	367	-	94	15.3	828
17. Katie Sandefur (02-06)	116	290	47	155	6.7	782
18. Karen Gaskin (88-90)	54	298	-	168	14.1	762
19. Renda Churman (97-01)	107	308	1	115	6.8	732
20. Latifa Northern (98-02)	109	268	44	137	6.6	717
21. Melinda Hausenfluke (90-94)	108	260	35	125	6.2	678
22. Rhonda Hoffman (83-87)	102	254	-	153	6.4	661
23. Tiffiny Williams (90-94)	102	233	0	157	6.1	627
24. Philicia Ross (90-94)	95	189	121	79	6.0	578
25. Keelah Wilson (98-00)	52	222	0	94	10.3	538

Most Field Goals Made

FG Player	Date	Opponent
16, Starlite Williams	12-16-86	St. Mary's
15, Starlite Williams	12-31-84	Minnesota
12, Keelah Wilson	12-3-99	Texas-Pan American
12, Nikki Hendrix	2-11-02	Southeastern Louisiana
11, Rosie Smith	1-8-98	Stephen F. Austin
11, Richelle Parks	1-20-05	McNeese

Most Field Goals Made In Conference Game

FG Player	Date	Opponent
12, Onika Anderson	2-9-08	Stephen F. Austin
12, Nikki Hendrix	2-11-02	Southeastern Louisiana
11, Onika Anderson	2-16-08	Nicholls
11, Richelle Parks	1-20-05	McNeese
11, Rosie Smith	1-8-98	Stephen F. Austin
10, Vivian Ewalefo	2-2-06	Nicholls State
10, Vivian Ewalefo	2-22-07	McNeese State
10, Monica Gibbs	2-8-07	Southeastern Louisiana
10, Nikki Hendrix	1-2-03	Northwestern State
10, Nikki Hendrix	2-28-04	Northwestern State
10, Angel Singleton	2-17-97	Northwestern State
10, Rosie Smith	1-2-99	Lamar
10, Rosie Smith	2-18-99	Sam Houston State



Tammy Rogers stands fifth all-time in points scored with 1,189 points.



UTSA Records

Rebounding

Most Rebounds/Single Game

Reb. Player	Date	Opponent
24, M. Martinovich	11-27-81	TAMUK
20, Cindy Pavell	12-1-81	TLU
19, Keelah Wilson	12-30-99	UTA
19, Vivian Ewalefo	1-6-07	Lamar
19, Onika Anderson	1-26-08	Texas St.
18, Tammy Tilghman	12-9-88	Iona
17, Richelle Parks	12-19-05	UT-Martin
M. Martinovich	1-6-83	TSU
Angel Singleton	1-22-96	UNT
Vivian Ewalefo	3-3-06	NW St.
16, Niki Foster	2-22-01	SHSU
Keelah Wilson	1-20-00	NW St.
Angel Singleton	1-11-96	McNeese
Onika Anderson	1-19-08	NW St.
Onika Anderson	2-2-08	A&MCC
15, Angel Singleton	2-2-95	NW St.
A. Archambaldt	3-16-94	SHSU
Mantha Emory	12-30-93	ULM
Michelle Martin	2-10-83	PV-A&M

Most Rebounds/Conference Game

Reb. Player	No.	Opponent
1. Keelah Wilson	19	UTA(12-30-99)
Vivian Ewalefo	19	Lamar (1-6-07)
Onika Anderson	19	Tx St. (1-26-08)
4. Vivian Ewalefo	17	NW St. (3-3-06)
5. Onika Anderson	16	NW St. (1-19-08)
Nikki Foster	16	SHSU (2-22-01)
Keelah Wilson	16	NW St. (1-20-00)
Keelah Wilson	16	NW St. (2-19-00)
9. Angel Singleton	15	Nicholls (2-2-95)
10. Onika Anderson	14	SFA (2-9-08)
Monica Gibbs	14	UTA (2-16-06)
Monica Gibbs	14	SE La. (3-7-07)
Tanisha Jackson	14	SFA (2-27-03)
Lacy Minge	14	SHSU (2-14-04)

Most Rebounds/Conference Season

Reb Player	No.	Year
1. Keelah Wilson	175	1999-00
2. Onika Anderson	163	2007-08
3. Vivian Ewalefo	146	2005-06
4. Monica Gibbs	140	2002-03
5. Tanisha Jackson	132	2006-07
6. Kate Fitzgerald	128	2001-02
7. Angel Singleton	126	1994-95
8. Vivian Ewalefo	122	2006-07
9. Angel Singleton	119	1996-97
10. Tiffany Williams	116	1993-94

Field Goals Records

Field Goals Made/Season

FG Player	No.	Year
1. Starlite Williams	229	1986-87
2. Starlite Williams	204	1984-85
3. Valerie Wells	195	1983-84
4. Margaret Martinovich	190	1982-83
5. Kim Maxwell	188	1983-84
6. Tisha Boldt	184	1984-85
Margaret Martinovich	184	1984-85
8. Vivian Ewalefo	183	2006-07
9. Tammy Rogers	180	1990-91
10. Cindy Pavell	177	1981-82

Field Goals Made/Conference Season

FGMPlayer	No.	Year
1. Nikki Hendrix	134	2002-03
2. Amanda Foster	119	2007-08
3. Renda Churman	116	2000-01
4. Onika Anderson	111	2007-08
5. Keelah Wilson	102	1999-00
Nikki Hendrix	102	2003-04
7. Nikki Hendrix	104	2001-02
8. Richelle Parks	96	2004-05
9. Vivian Ewalefo	94	2006-07

Field Goal Attempts /Season

FGA Player	No.	Year
1. Tammy Rogers	482	1990-91
2. Rosie Smith	434	1998-99
3. Vivian Ewalefo	413	2006-07
4. Starlite Williams	408	1984-85
5. Sharon Wilson	366	1988-89
6. Valerie Wells	365	1983-84
7. Trisha Boldt	361	1988-89
8. Keelah Wilson	360	1999-00
9. Rosie Smith	359	1997-98
10. Kim Maxwell	349	1983-84

Field Goal Attempts/Conference Season

FGA Player	No.	Year
1. Rosie Smith	300	1998-99
2. Nikki Hendrix	252	2002-03
3. Keelah Wilson	241	1999-00
4. Renda Churman	235	2000-01
5. Nikki Hendrix	231	2001-02
6. Nikki Hendrix	221	2003-04
7. Vivian Ewalefo	214	2006-07
8. Kisha Dancy	210	1994-95
9. Jene Vanderbilt	203	1999-00
Onika Anderson	203	2007-08

Career

Field Goals Made/Conference

FGM Player	No.	Years
1. Nikki Hendrix	317	2001-04
2. Latifa Northern	192	1998-02
3. Rosie Smith	185	1997-98
4. Vivian Ewalefo	182	2005-07
5. Keelah Wilson	180	1999-00
6. Terrie Davis	173	2004-08
7. Katie Sandefur	163	2003-07
8. Dwella Holliday	151	2002-04

Field Goals Attempted/Career

FGA Player	No.	Years
1. Starlite Williams	1,305	1983-87
2. Tammy Rogers	1,137	1987-91
3. Sharon Wilson	1,136	1985-89
4. Trisha Boldt	1,111	1987-91
5. Kim Maxwell	1,048	1981-84
6. Michelle Martin	1,043	1989-93
7. Margaret Martinovich	1,039	1981-85
8. Angel Singleton	990	1993-98
9. Vivian Ewalefo	968	2005-07
10. Terrie Davs	895	2004-08



Terrie Davis became UTSA's all-time 3-point leader with 195 treys.

Three-Point FG Records Single Game

Most Three-Pointers Made/Game

FGM Player	No.	Opponent
1. Terrie Davis	8	Lamar(1-12-08)
2. Rosie Smith	7	SFA (1-8-98)
Terrie Davis	7	Tx St. (1-26-08)
4. Rosie Smith	6	Lamar (1-2-99)
Stephanie Schaffer	6	TAMUK (11-25-95)
Sherika Nelson	6	UNT (1-22-96)
Sherika Nelson	6	SFA (1-4-96)
Terrie Davis	6	UCA (1-17-08)
9. Jordan Stark	5	Miami (Ohio) (12-29-07)
Nicole Dunson		three times
Terrie Davis		three times

Most Three-Point Field Goals Made/Conf.

FGM Player	Date	Opponent
1. Terrie Davis	8	Lamar (1-12-08)
2. Rosie Smith	7	SFA (1-8-98)
3. Rosie Smith	6	Lamar (1-2-99)
Sherika Nelson	6	SFA (1-4-96)
Sherika Nelson	6	UNT (1-22-96)
Terrie Davis	6	UCA (1-17-08)
Terrie Davis	6	Tx St. (1-26-08)
7. Nicole Dunson	6	SHSU (1-19-06)
Terrie Davis	5	twice
Lynesey Freeman	5	twice

UTSA



Most 3-Point FG Attempts

FGA Player	No.	Opponent
1. Terrie Davis	15	Lamar (1-12-08)
2. Philicia Ross	13	ULM (2-15-92)
Rosie Smith	13	Tx St. (2-27-99)
Philicia Ross	13	Schreiner (2-1-93)
6. Sherika Nelson	12	UNT (1-22-96)
Nicole Dunson	12	NW St. (1-8-05)
Lynsey Freeman	12	Memphis (12-29-06)
Terrie Davis	12	UTA (2-21-08)
10. 11, Terrie Davis	11	Buffalo (12-30-05)
Terrie Davis	11	UCA (1-17-08)
Terrie Davis	11	SLU (2-14-08)
Terrie Davis	11	Tx St. (1-26-08)
Terrie Davis	11	UCA (1-17-08)

Most 3-Point Att/Conference Game

FGA Player	No.	Opponent
1. Terrie Davis	15	Lamar (1-12-08)
2. Philicia Ross	13	ULM (2-15-92)
Rosie Smith	13	Tx. St. (2-27-99)
4. Terrie Davis	11	UCA (1-17-08)
Terrie Davis	11	SLU (2-14-08)
Terrie Davis	11	Tx St. (1-26-08)
Terrie Davis	11	UCA (1-17-08)
8. Terrie Davis	10	Lamar (1-7-07)
Jordan Stark	10	UTA (1-24-08)
10. Terrie Davis	9	SHSU (2-25-06)

Most 3-Point Attempts Without A Miss

Player	Date	Opponent
8. Nicole Dunson	2-12 to 2-17-05	two opp.

Single Half

Most 3-Point FG in a Half

FG (Half), Player	No.	Opp.
1. (1st), Terrie Davis	9	Lamar (1-12-08)
2. (1st) Terrie Davis	6	Tx St. (1-26-08)
(1st), Terrie Davis	6	UTA (2-21-08)
(1st), Terrie Davis	6	UCA (1-17-08)
(1st), Sherika Nelson	6	SFA (1-4-96)
(2nd), Terrie Davis	6	SHSU (2-25-06)
7. (1st), Rosie Smith	5	SFA (1-8-98)
(1st), Jordan Stark	5	UTA (1-24-08)
(2nd), Jordan Stark	5	UTA (1-24-08)
10. (1st), Amber Prose	4	SLU (3-3-01)
(1st), Terrie Davis	4	SLU (1-5-06)

Most 3-Point FG/Conference

FG (Half), Player	No.	Opp.
1. (1st), Terrie Davis	9	Lamar (1-12-08)
2. (1st), Sherika Nelson	6	SFA (1-4-96)
(1st) Terrie Davis	6	Tx St. (1-26-08)
(1st), Terrie Davis	6	UTA (2-21-08)
(1st), Terrie Davis	6	UCA (1-17-08)
6. (2nd), Terrie Davis	5	SHSU (2-25-06)
(1st), Rosie Smith	5	SFA (1-8-98)
(1st), Jordan Stark	5	UTA (1-24-08)
(2nd), Jordan Stark	5	UTA (1-24-08)
10. (1st), Amber Prose	4	SLU (3-3-01)

Season

Most 3-Point FG Made/Conference

FG Player	No.	Season
1. Terrie Davis	46	2007-08
2. Rosie Smith	33	1997-98
3. Rosie Smith	32	1998-99

4. Julie Rampley	31	2000-01
5. Nicole Dunson	30	2004-05
6. Nicole Dunson	28	2005-06
7. Julie Rampley	26	2002-03
8. Terrie Davis	25	2006-07

Most 3-Point FG Attempts

FGA Player	No.	Year
1. Terrie Davis	224	2007-08
2. Terrie Davis	165	2006-07
3. Jordan Stark	158	2007-08
4. Rosie Smith	157	1998-99
5. Rosie Smith	141	1997-98
6. Lynsey Freeman	140	2006-07
7. Melinda Hausenfluke	136	1991-92
8. Sherika Nelson	134	1995-96
9. Nicole Dunson	118	2005-06
10. Nicole Dunson	116	2004-05

Most 3-Point Attempts/Conference

FGA Player	No.	Year
1. Terrie Davis	123	2007-08
Rosie Smith	123	1998-99
3. Terrie Davis	88	2006-07
4. Julie Rampley	84	2000-01
5. Jene Vanderbilt	81	1999-00
6. Nicole Dunson	74	2004-05

3-Point FG Percentage

(Min. 2 attempts per game)

Player, Year	At-M	Pct.
1. Nicole Dunson (04-05)	98-234	42.0
2. Stephanie Jones (93-94)	18-44	40.9
3. Julie Rampley (00-03)	41-108	37.9
4. Terrie Davis (07-08)	46-123	37.4

3-Point FG Made Per Game

Player, Year	G	FG	Avg
1. Terrie Davis	32	82	2.60
2. Rosie Smith (97-98)	28	53	1.89
3. Tammy Rogers (90-91)	30	56	1.86
4. Nicole Dunson (04-05)	25	46	1.84
5. Terrie Davis (06-07)	30	54	1.80
Jordan Stark (07-08)	31	56	1.80
Nicole Dunson (04-05)	25	46	1.80
8. Nicole Dunson (05-06)	29	52	1.79
9. Sherika Nelson (95-96)	26	45	1.73
10. Julie Rampley (02-03)	29	41	1.40

Career

3-Point FG Attempts

FGA Player	No.	Years
1. Terrie Davis	561	2004-08
2. Philicia Ross	375	1990-94
3. Rosie Smith	298	1997-99
4. Nicole Dunson	234	2004-06
5. Julie Rampley	212	2000-03
6. Jene Vanderbilt	194	1998-02


3-Point FG Percentage

(Min. 2 Attempts per game)

Player, Years	FGM	FGA	3FG%
1. Nicole Dunson (04-06)	98	234	42.2
2. Julie Rampley (00-03)	78	212	36.7
3. Terrie Davis (04-08)	195	561	34.8
4. Philicia Ross (90-94)	121	375	32.3
5. Sherika Nelson (95-97)	43	134	32.1

3-Point FG Made

FG, Player	No.	Years
1. 195, Terrie Davis	195	2004-P
2. 121, Philicia Ross	121	1990-94
3. 98, Nicole Dunson	98	2004-06
4. 94, Rosie Smith	94	1997-99
5. 86, Tammy Rogers	86	1988-91
6. 78, Julie Rampley	78	2000-03
7. 61, Denise Forestier	61	1990-92
8. 60, Kim Reed	60	2001-05
9. 56, Kisha Dancy	56	1994-96
Jordan Stark	56	2007-08



Nicole Dunson set the school record with a 42.0 3-point field goal percentage 2004-05.



Philicia Ross ranks second all-time with 121 made 3-pointers.



NCAA PARTICIPANT

Free Throws Records

Single Game

Most Free Throws Made

FT Player	No.	Opponent
1. Angel Singleton	16	NW St. (2-1-97)
2. Angel Singleton	15	UTA (3-2-95)
3. Danielle Johnson	15	TSU (11-19-99)
4. Tammy Rogers	13	Tulane (2-16-91)
5. Sabriah Spencer	12	UTA (2-14-98)
Kate Fitzgerald	12	McNeese 1-15-02)
Monica Gibbs	12	Nicholls (2-10-07)
8. Starlite Williams	11	Nev.-Reno (11-29-86)
M. Martinovich	11	Rice (1-17-84)
Katie Sandefur	11	SHSU (1-19-06)

Most Free Throws/Conference

FT Player	No.	Opponent
1. Angel Singleton	16	NW St. (2-1-97)
2. Angel Singleton	15	UTA (3-2-95)
3. Monica Gibbs	12	Nicholls (2-10-07)
4. Katie Sandefur	11	SHSU (1-19-06)
5. Vivian Ewalefo	11	NW St. (3-3-06)
Monica Gibbs	10	SHSU (2-1-07)
Vivian Ewalefo	10	NW St. (1-13-07)

Most Free Throws Attempts

FTA Player	No.	Opponent
1. Angel Singleton	19	NW St. (2-1-97)
Danielle Johnson	19	TSU (11-19-99)
3. Angel Singleton	16	UTA (3-2-95)
4. Tammy Rogers	15	Wayland Bapt. (11-30-90)
5. Kate Fitzgerald	14	McNeese (1-15-02)
6. Niki Foster	13	Tx St. (1-27-01)
Richelle Parks	13	UT Martin (12-19-05)
8. Monica Gibbs	12	ULM (1-28-06)
Vivian Ewalefo	12	UTA (3-8-06)
10. Katie Sandefur	11	SHSU (1-19-06)

Most FT Attempts/Conference

FTA Player	No.	Opponent
1. 19, Angel Singleton	19	NW St. (2-1-97)
2. 18, Monica Gibbs	18	UTA (2-15-07)
3. 16, Angel Singleton	16	UTA (3-2-95)
4. 14, Kate Fitzgerald	14	McNeese (1-15-02)
5. 13, Niki Foster	13	Tx St (1-27-01).
Monica Gibbs	13	TAMUCC (1-27-07)
Monica Gibbs	13	SHSU (2-1-07)
Monica Gibbs	13	SE La. (3-7-07)
8. 12, Monica Gibbs	12	ULM (1-28-06)
Vivian Ewalefo	12	UTA (3-8-06)
Vivian Ewalefo	12	NW St. (1-13-07)
Tia Bogan	12	SHSU (3-1-07)

Highest FT Percentage

FT-A, Player	Date	Opponent
(11-11), Starlite Williams	11-29-86	Reno
(11-11), Nikki Hendrix	1-31-04	Nicholls
(11-11), Katie Sandefur	1-19-06	SHSU
(10-10), Whitney York	11-9-07	H-T
(10-10), Monica Gibbs	12-1-07	Tulsa

Season

Most Free Throws Made

Player,	Year	FTM
1. Tammy Rogers	(90-91)	167
2. Angel Singleton	(94-95)	149

3. Angel Singleton	(96-97)	145
4. Monica Gibbs	(06-07)	136
5. Angel Singleton	(97-98)	131
6. Tisha Boldt	(90-91)	111
7. Monica Gibbs	(07-08)	110
8. Vivian Ewalefo	(06-07)	108
9. Rosie Smith	(98-99)	104
Tammy Rogers	(89-90)	104
Joyce Howard	(97-98)	104

Free Throws Made/ Conference

Player, Year	Year	FT
1. Angel Singleton	1994-95	116
2. Rosie Smith	1998-99	80
Angel Singleton	1997-98	80
4. Monica Gibbs	2006-07	77
5. Kate Fitzgerald	2001-02	68
Vivian Ewalefo	2005-06	68
7. Nikki Hendrix	2002-03	67

Free Throws Attempted

Player	Year	FTA
1. Monica Gibbs	2006-07	214
2. Tammy Rogers	1990-91	206
3. Angel Singleton	1994-95	198
4. Angel Singleton	1996-97	192
5. Monica Gibbs	2007-08	184
6. Angel Singleton	1997-98	169
7. Tisha Boldt	1990-91	158
8. Angel Singleton	1995-96	157
9. Vivian Ewalefo	2006-07	140
10. Richelle Parks	2004-05	134

Free Throw Percentage

(Min. 40 attempts)

Player, Year	A-M	FT%
1. Rhonda Hoffman (83-84)	28-31	90.3
2. Rosie Smith (97-98)	65-76	88.5
3. Rhonda Hoffman (85-86)	49-56	87.5
4. Terrie Davis (06-07)	65-77	84.4
5. Joyce Howard (97-98)	104-127	81.9
6. Tammy Rogers (90-91)	167-206	81.1
7. Tammy Rogers (89-90)	104-129	80.6
8. Rosie Smith (98-99)	104-130	80.0
Nikki Hendrix (03-04)	92-115	80.0
10. Amy Alkek (86-87)	43-54	79.6
Terrie Davis (04-05)	43-54	79.6

Career

Free Throws Made

Player	Yrs	FTM
1. Angel Singleton	1993-98	553
2. Tammy Rogers	1987-91	355
3. Margaret Martinovich	1981-85	302
4. Starlite Williams	1983-87	259
5. Tisha Boldt	1987-91	256

Free Throws Attempted

Player	Yrs	FTA
1. Angel Singleton	1993-98	721
2. Tammy Rogers	1987-91	453
3. Margaret Martinovich	1981-85	397
4. Tisha Boldt	1987-91	381
5. Starlite Williams	1983-87	365

Free Throw Percentage

(Min. 100 attempts)

Player, Year	A-M	FT%
1. Rosie Smith (97-99)	169-206	82.0
2. Rhonda Hoffmann (83-87)	153-195	78.5
3. Amy Alkek (86-88)	88-113	77.8
4. M. Martinovich (81-85)	302-397	76.1
5. Vivian Ewalefo (05-07)	196-262	74.8
6. Nikki Hendrix (01-04)	225-302	74.5
7. Karen Gaskin (88-90)	168-229	73.4
Karen Kroen (83-87)	105-143	73.4
9. Kate Fitzgerald (200-02)	149-204	73.0
10. Sharon Wilson (1985-89)	247-340	72.6

Assists Records

Single Game

Most Assists

AST Player	Date	Opponent
13. Shelley Seale	1-29-83	H-T
Joyce Howard	2-7-98	McNeese
12. Kim Reed	2-12-05	Tx St.
Shelley Seale	1-17-83	H-T
Tammy Rogers	2-12-91	UTEP
Monica Gibbs	12-30-06	Kent St.
11. Shelley Seale	2-2-83	SMU
Joyce Howard	3-4-98	SHSU
Joyce Howard	3-5-98	SFA
Joyce Howard	11-28-97	H-Simmons
Joyce Howard	1-8-98	SFA
10. Amber Follis	12-28-98	Fordham
Amber Follis	2-27-99	Tx. St.
Joyce Howard	1-5-98	ULM
Joyce Howard	1-8-98	SFA
9. Monica Gibbs	2-16-06	UTA
Monica Gibbs	3-8-06	UTA

Most Assists/Conference

AST Player	Date	Opponent
13. Joyce Howard	2-7-98	McNeese
12. Kim Reed	2-12-05	Tx St.
11. Joyce Howard	3-4-98	SHSU
Joyce Howard	3-5-98	SFA
Joyce Howard	1-8-98	SFA
10. Amber Follis	2-27-99	Tx St.
Joyce Howard	1-5-98	ULM
Joyce Howard	1-8-98	SFA
9. Monica Gibbs	2-16-06	UTA
Monica Gibbs	3-8-06	UTA

Most Assists

AST Player	No.	Year
1. Tammy Rogers	217	1990-91
2. Joyce Howard	201	1997-98
3. Monica Gibbs	195	2007-08
4. Shelley Seale	173	1982-83
5. Tammy Rogers	171	1989-90
6. Tammy Rogers	158	1988-89
7. Monica Gibbs	139	2006-07
8. Monica Gibbs	138	2005-06
9. Joyce Howard	132	1996-97
10. Amber Follis	128	1998-99



Career

Assists Average

Name	Avg
1. Joyce Howard	6.2
2. Shelley Seale	5.5
3. Monica Gibbs	5.2
4. Tammy Rogers	4.2
5. Julie Rampley	3.8
6. Rhonda Hoffman	3.6
Karen Kroen	3.6
8. Sharon Wilson	3.5
9. Kim Maxwell	3.2
10. Kim Reed	2.4

Most Assists

Name	Assists
1. Monica Gibbs	472
2. Tammy Rogers	406
3. Rhonda Hoffman	375
4. Sharon Wilson	355
5. Joyce Howard	333
6. Shelley Seale	296
7. Kim Reed	272
8. Karen Kroen	263
9. Kim Maxwell	259
10. Terrie Davis	229



Monica dished 195 assists during the 2007-08 season.

Steals Records

Single Game

Most Steals

ST, Player	No.	Opp
1. 9, Rhonda Hoffman	9	SHSU (1-27-84)
2. 8, Terrie Davis	8	TAMUCC (1-27-07)
3. 7, Latifa Northern	7	SHSU (12-28-99)
Amy Romagosa	7	MSU (2-4-95)
Joyce Howard	7	Schreiner (11-22-96)
6. 6, Rosie Smith	6	UTPA (11-14-98)
Amber Prose	6	Idaho (11-25-00)
Terrie Davis	6	SHSU (1-19-06)
Vivian Ewafelo	6	ULM (1-28-06)
Monica Gibbs	6	FIU (12-14-07)

Most Steals/Conference

ST Player	No.	Opponent
1. 8, Terrie Davis	8	TAMUCC (1-27-07)
2. 7, Latifa Northern	7	SHSU (12-28-99)
Amy Romagosa	7	McNeese (2-4-95)
4. 6, Terrie Davis	6	SHSU (1-19-06)
Vivian Ewalefo	6	ULM (1-28-06)
6. 5, Tameka Roberts	5	NW St. (1-3-98)
Joyce Howard	5	McNesse (1-19-98)
Amber Prose	5	SHSU (2-22-02)
Tanisha Jackson	5	SHSU (1-11-03)
Ana Oliveira	5	SLU (1-29-05)
Monica Gibbs	5	UCA (1-17-08)

Season

Most Steals

Player, Year	ST
1. Starlite Williams (86-87)	92
2. Joyce Howard (97-98)	79
3. Michelle Martin (92-93)	76
4. Tammy Rogers (90-91)	74
5. Sharon Wilson (88-89)	71
Sherika Nelson (95-96)	71
7. Starlite Williams (83-84)	70
8. Valerie Wells (83-84)	69
Amber Prose (00-01)	69
10. Three tied	67

Most Steals/ Conference

Player, Year	Steals
1. Joyce Howard (97-98)	51
2. Amber Prose (00-01)	42
3. Latifa Northern (1999-00)	41
4. Annie Archambault (93-94)	36
5. Amber Prose (2001-02)	35
6. Julie Rampley (00-01)	33
Terrie Davis (06-07)	33
8. Valerie Wells (83-84)	32
9. Monica Gibbs (05-06)	31
Monica Gibbs (06-07)	31

Most Steals Per Game

Player, Year	St	Avg.
1. Starlite Williams (86-87)	92	3.53
2. Starlite Williams (85-86)	52	3.25

Block Shots Records

Single Game

Most Blocked Shots

BS Player	Date	Opponent
8, Kim Duncan	1-24-85	Tx St.
7, Mantha Emory	12-3-94	TAMUK
5, Mantha Emory	12-10-94	Baylor

Season

Most Blocked Shots

Player	Blocks
1. Kim Duncan	57
2. Mantha Emory	50
3. Keelah Wilson	41
4. Kim Duncan	36
Starlite Williams	36
6. Amanda Foster	35
7. Valerie Wells	34
8. Mantha Emory	31
9. Sharon Wilson	30
10. Nikki Foster	29

Most Blocked Shots Per Game

Player, Year	Blks	Avg.
1. Kim Duncan (84-85)	57	2.0

Most Blocked Shots/ Conference

Player, Year	Blocks
1. Keelah Wilson (99-00)	29
2. Mantha Emory (94-95)	27
Mantha Emory (93-94)	27
3. Nikki Foster (01-02)	26

Career

Most Blocked Shots

Player	Blocks
1. Kim Duncan	93
2. Starlite Williams	88
3. Mantha Emory	81
4. Lacy Mingee	73
5. Katie Sandefur	66
6. Monica Gibbs	63
7. Keelah Wilson	61
8. Sharon Wilson	58
9. Carmen Brockman	57
10. Valerie Wells	55

Most Blocked Shots/Conference

Player	Blocks
1. Mantha Emory	50
2. Nikki Foster	35
3. Keelah Wilson	29
4. Amanda Foster	18



NCAA PARTICIPANT

Miscellaneous Records

Most Games Played/Season

Gms.	Player	Year
33	Amanda Foster	2007-08
	Monica Gibbs	2007-08
	Whitney York	2007-08
32	Terrie Davis	2007-08
	Amber Gregg	2007-08
31	Jordan Stark	2007-08
30	Melinda Hausenfluke	1990-91
	Tammy Rogers	1990-91
	Tisha Boldt	1990-91
	Portia Matthews	1990-91
	Vivian Ewalefo	2005-06, 06-07
	Lacy Mingee	2005-06
	Katie Sandefur	2005-06
	Terrie Davis	2006-07
	Tia Bogan	2006-07
	Lynsey Freeman	2006-07

Most Games Played/Career

Gm.	Player	Years
118	Terrie Davis	2004-08
116	Katie Sandefur	2002-06
113	Lacy Mingee	2001-06
112	Kim Reed	2001-05
111	Tisha Boldt	1987-91
109	Latifa Northern	1998-02
108	Margaret Martinovich	1981-85
	Melinda Hausenfluke	1990-94
107	Renda Churman	1997-01

Most Games Started/Season

Gm.	Player	Year
33	Amanda Foster	2007-08
	Whitney York	2007-08
31	Terrie Davis	2007-08
30	Tisha Boldt	1990-91
	Vivian Ewalefo	2005-06
	Lacy Mingee	2005-06
	Katie Sandefur	2005-06
	Terrie Davis	2006-07
	Monica Gibbs	2007-08
29	Renda Churman	2000-01
	Julie Rampley	2002-03
	Nicole Dunson	2005-06
	Farren Fox	2005-06
	Ana Oliveira	2005-06, 06-07
	Vivian Ewalefo	2006-07

Most Games Started/Career

Games, Year	Year
99	Terrie Davis 2007-08
	Angel Singleton 1993-98
92	Starlite Williams 1983-87
90	Tammy Rogers 1987-91
87	Tisha Boldt 1987-91
83	Latifa Northern 1998-02
81	Kim Maxwell 1981-84
	Melinda Hausenfluke 1990-94
80	Katie Sandefur 2002-06
	Monica Gibbs 2005-P

Consecutive Games Started/Career

Player	Starts
1. Tisha Boldt	86
2. Tammy Rogers	80

Most Personal Fouls/Season

PF.	Player	Year
107	Summer Swoboda	1997-98
105	Portia Matthews	1990-91
102	Amanda Foster	2007-08
100	Denise Fritz	1982-83
97	Starlite Williams	1983-84
96	Nikki Foster	2001-02
94	Katie Sandefur	2005-06
	Vivian Ewalefo	2006-07
93	Margaret Martinovich	1981-82
	Angel Singleton	1996-97
92	Angel Singleton	1997-98

Most Personal Fouls/Career

Player, Years	Fouls
1. Angel Singleton, (1993-98)	350
2. Katie Sandefur, (2002-06)	335
3. Margaret Martinovich, (1981-85)	327
4. Terrie Davis, (2004-08)	308
5. Starlite Williams, (1983-87)	307
6. Sharon Wilson, (1985-89)	257
7. Tammy Rogers, (1987-91)	248
8. Melinda Hausenfluke, (1990-94)	247
9. Debbye Groves, (1984-88)	246

Most Disqualifications/Season

DQ, Player	Year
8, Carmen Brockman	1990-91
Cindy Pavell	1981-82
Derrilene Ramsey	1988-89
7, Kim Duncan	1984-85
Denise Fritz	1981-82
Denise Fritz	1982-83
Kate Fitzgerald	2001-02

Most Disqualifications/Career

DQs. Player	Years
15, Margaret Martinovich	1981-85
Starlite Williams	1983-87
14, Denise Fritz	1981-83
13, Rhonda Hoffman	1983-87
Katie Sandefur	2002-06

Team Records

Largest Victory Margins

Marg.	Score	Opponent	Date
67	96-29	PV-A&M	2-10-83
	105-38	PV- A&M	12-7-93
61	91-30	Tx Southern	12-5-96
54	100-46	Southwestern	11-28-83
49	90-41	H-Simmons	2-20-84
46	72-26	PV-A&M	1-27-83
44	88-44	PV-A&M	11-16-04
43	80-37	Tx Southern	12-16-97
41	88-47	SHSU	1-27-84
41	87-46	McNeese State	2-22-07

Individual Opponent Records

Single Game

Points Scored

43, Amanda Jackson, Miami/Ohio (12-29-07)

Points Scored/Conference Game

35, Tammy Terry, Okla. City (2-27-84)

Field Goals

16, Lisa Foss, Northern Ill. (2-22-91)

Field Goals/Conference Game

13, Sheronda Bell, NW St. (1-26-06)

Free Throws

17, Tammy Terry, Okla. City (2-27-84)

Free Throws/Conference Game

17, Tammy Terry, Okla. City (2-27-84)

Free Throw Attempts

21, Katrina Price, SFA (3-5-98)

Free Throw Attempts/Conference

21, Katrina Price, SFA (3-5-98)

Three-Point Field Goals

9, Carin Stites, Oklahoma (1-21-91)

Angela Branch, ULM (12-30-93)

3-Point Field Goal/Conference Game

9, Angela Branch, ULM (12-30-93)

Rebounds

21, Kris Veatch, New Mexico St., (1-23-88)

Yolanda Wilkerson, Tx St. (12-24-96)

Rebounds/Conference Game

21, Yolanda Wilkerson, Tx St. (12-24-96)

Assists

14, Amy Sheiron, SHSU (2-18-99)

Turnovers

12, Lakeita Richardson, SHSU (2-10-94)

Blocked Shots

7, Shannon Spriggs, UTA (3-2-95)

Steals

11, Leslie Hale, SHSU (2-11-95)

Team Records

Single Game

Points Scored

115 by Houston (12-18-89)

Points Scored/Conference Game

102 by Stephen F. Austin (2-3-96)

Points Scored/Single Half

66 (1st half) by Houston (12-18-89)

60 (2nd half) by Houston, 11-27-90

**Fewest Points in a Game**

26 by Prairie View A&M (1-29-83)

Fewest Points/Conference Game

38 by Southeastern Louisiana (3-5-03)

Fewest Points Scored/Single Half

8 (first half) by Prairie View A&M (12-3-96)

Most Field Goals

47 by Houston (11-27-90)

Fewest Field Goals in a Game

8 by Prairie View A&M (12-3-96)

Fewest Field Goals in a Half

1 by Prairie View A&M (12-3-96)

Fewest Field Goals/Conference Game

12, Southeastern Louisiana (1-4-01)

Most Field Goal Attempts

90 by Houston (11-27-90)

Highest Field Goal Percentage

61.9 % (26 of 42) by Oral Roberts (2-25-84)

Highest Field Goal Percentage in a Half

72 % by Baylor (12-16-96)

Lowest Field Goal Percentage in a Game

17.5 (11 of 63) by Prairie View (11-28-95)

Most Free Throws Made in a Game33 by Oral Roberts (2-22-86)
Texas Tech (12-17-88)**Fewest Free Throws Made in a Game**1 by Prairie View A&M (2-10-83)
Texas-Pan American (12-9-92)
Southeastern Louisiana (3-5-03)
Lamar (3-4-04)**Most Three-Point Field Goals in a Game**

13 by Oklahoma (1-21-91)

Most Three Point Field Goals Made/Conference Game

11, Sam Houston State, 1-19-06

Three-Point Field Goal Attempts

40 by New Mexico State (12-31-90)

Three-Point Field Goal Attempts/Conference Game

32, Nicholls (2-2-95)

Three-Point Field Goal Percentage

66.7% by three opponents, most recent by Northwestern State (8-of-12), 1-22-05

Most Rebounds in a Game64 by Prairie View A&M (2-8-90)
Louisiana-Monroe (12-30-93)**Individual Scoring By An Opponent/Single Game**

Pts.	Player	School	Date	Site	Result
43	Amanda Jackson	Miami (Ohio)	12-29-07	Convocation Center	W, 90-89 2OT
37	Lisa Foss	Northern Ill.	2-22-91	Anchorage, Alaska	L, 73-103
36	Carin Sites	Oklahoma	1-21-91	Norman, Okla.	L, 86-93
	Kris Veatch	NM State	2-23-88	Las Cruces, N.M.	L, 80-90
35	Peggy Sifford	Hardin-Simmons	2-17-86	Convocation Center	W, 83-67
	Tammy Terry	Okla. City	2-27-84	Convocation Center	W, 113-91
34	Diamond Cosby	NW State	2-29-05	Convocation Center	L, 68-82
	Terra Wallace	UTA	2-16-05	Convocation Center	W, 68-67 (OT)
33	Vivian Herron	Oral Roberts	1-28-89	Tulsa, Okla.	L, 71-92
32	Shelly Wallace	Arkansas	12-3-88	Nacogdoches	L, 57-75
	Sherry Dailey	Oral Roberts	1-21-84	Tulsa, Okla.	W, 77-72
	Carvie Upshaw	New Orleans	2-2-87	New Orleans, La.	L, 63-77
	Joskeen Garner	NW St.	2-28-94	Convocation Center	L, 56-71
	Tamara Thompson	Tx St.	2-18-06	Convocation Center	L, 71-73 (OT)
31	Terri Butler	ULM	1-5-98	Monroe, La.	L, 70-80 (OT)
	Annette Smith	Texas	12-7-83	Austin	L, 45-90
	Reena Lynch	Tx Tech	12-13-86	Lubbock	L, 62-75
	Uirannah Jackson	Lamar	11-27-89	Beaumont	L, 68-90
	Sheronda Bell	NW St.	1-26-06	Convocation Center	W, 73-65
30	Katrina Price	SFA	1-8-98	Convocation Center	L, 71-84
	Antoinette Norris	SFA	1-9-88	Nacogdoches	L, 58-81

Most Rebounds/Conference Game

64 by Louisiana-Monroe (12-30-93)

Most Assists in a Game

38 by Northwestern State (2-20-93)

Most Assists/Conference Game

38 by Northwestern State (2-20-93)

Most Turnovers in a Game

43 by East Texas State (1-12-87)

Most Fouls in a Game

36 by Angelo State (1-11-82)

Most Fouls/Conference Game27, Northwestern State , 1-30-99
Lamar, 2-3-05**Fewest Fouls in a Game**

7 by McNeese State (2-19-94)

Fewest Fouls/Conference Game

7 by McNeese State (2-19-94)

Most Blocks in a Game

12 by Northwestern State (1-8-05)

Most Blocks/Conference Game

12 by Northwestern State (1-8-05)

Most Steals in a Game

31 by Houston (11-27-90)

Fewest Steals in a Game (min. 1)

1 by Hardin Simmons (2-4-85)



NCAA PARTICIPANT



Ginny DeHaven
1981-84
54-27 (.666)
three seasons

1981-82 (16-11) Ginny DeHaven

N 23	@ Texas St.	W	89-69
N 25	Houston	L	44-59
N 27	TAMUK #	W	82-69
N 28	Texas-El Paso #	W	72-62
N 29	Pan American #	W	71-40
D 1	Texas Lutheran	W	80-62
D 3	@ Texas A&M	W	67-57
D 5	@ Baylor	L	65-69
D 11	Baylor	L	69-70
J 4	UTA	W	56-55
J 9	Lamar	W	53-51
J 11	Angelo State	W	73-50
J 14	@ Lamar	L	59-71
J 19	@ Texas Lutheran	W	72-62
J 21	Texas A&M	L	51-60
J 23	Texas Woman's	W	71-51
J 25	TAMUK	W	68-48
J 29	West Texas State ^	L	61-67
J 30	Southwestern ^	W	58-53
J 30	TAMUK ^	W	75-62
F 4	@ Texas Woman's	W	60-48
F 5	@ N. Texas %	L	67-77
F 6	Texas Woman's %	W	56-40
F 8	@ UTA	L	50-75
F 16	@ SMU	L	57-76
F 19	@ Texas A&M	L	48-53
F 22	@ Houston	L	58-75

TAMUK Tournament
^ Angelo State Tournament
% North Texas Tournament

1982-83 Ginny DeHaven

(17-10)			
N 22	@ Southwestern	W	67-56
N 24	SHSU	W	67-52
N 29	@ Texas A&M	L	64-84
D 2	Texas Lutheran	W	92-57
D 6	Southwestern	W	62-43
D 10	Texas St.	L	53-55
D 11	Hardin-Simmons	W	74-58
J 4	UTA	W	56-30
J 6	@ TX Southern	L	55-65
J 8	North Texas	W	78-60
J 10	Rice	W	68-53
J 12	@ SHSU	W	59-29
J 17	@ Hust.-Tillotson	W	89-51
J 19	@ TX Lutheran	W	70-54
J 25	Houston (OT)	L	80-90
J 27	@Prairie View A&M	W	72-26
J 29	Hust. Tillotson	W	92-56
F 2	SMU (OT)	W	67-66
F 5	@ Lamar	L	56-66
F 8	Texas	L	54-74

1983-84 Ginny DeHaven

(21-6, 7-1 OCAC)			
N 22	@ SHSU	W	79-55
N 28	Southwestern	W	100-46
D 1	@ Texas St.	W	69-66
D 3	Texas Tech	L	64-72
D 5	Houston	L	66-68
D 7	@ Texas	L	45-90
D 12	@ Baylor	W	67-66
D 31	SW Missouri St.	W	82-79
J 3	Texas St.	W	99-73
J 5	Texas A&M	L	66-70
J 9	@ St. Mary's	W	75-58
J 17	@ Rice	W	76-55
J 18	@ Houston	L	73-80
J 21	@ Oral Roberts *	W	77-72
J 23	@ Okla. City *	W	85-78
J 27	SHSU	W	88-47
F 2	@ Southwestern	W	71-66
F 4	West Texas State *	W	72-69
F 6	@ Hardin-Simmons *	W	88-71
F 11	UTEP *	W	92-79
F 14	St Mary's	W	79-49
F 18	@ West Texas St. *	L	54-69
F 20	Hardin-Simmons	W	90-41
F 25	Oral Roberts *	W	75-64
F 27	Okla. City *	W	113-91
F 29	Rice	W	73-72
M 3	@ UTEP *	W	72-68

* Oil Country Athletic Conference games



Bill MacLeay
1984-89
75-60 (.555)
five seasons

1984-85 Bill MacLeay

(18-10, 9-1 OCAC)			
N 22	Missouri ^	L	70-86
N 23	Minnesota ^	L	57-60
N 24	Miss. State ^	W	56-54
N 29	Texas St.	W	66-59
D 1	Texas Southern	W	84-57
D 3	@ Rice	W	77-67
D 4	@ Houston	L	59-80
D 8	Southwestern	W	84-54
D 14	Idaho #	L	67-68
D 15	La. Tech #	L	39-80
D 31	Minnesota \$	L	72-86
J 4	La.-Monroe %	L	56-77
J 5	Hardin-Simmons %	W	83-64

J 8	@ Texas A&M	W	61-51
J 15	St. Mary's	W	72-64
J 19	Oral Roberts *	W	80-56
J 21	Oklahoma City *	W	76-67
J 24	@ Texas St.	L(OT)	69-71
F 2	@ West Texas St. *	L	67-83
F 4	@ Hardin-Simmons *	W	88-68
F 9	@ UTEP *	W	79-69
F 12	@ St. Mary's	W	68-47
F 16	West Texas St. *	W	73-54
F 18	Hardin-Simmons *	W	78-61
F 23	@ Oral Roberts *	W	68-57
F 25	@ Okla. City *	W	66-65
M 2	UTEP *	W	78-52
M 9	West Texas St. **	L	64-79

^ Queen's Classic (Plainview, Texas)
Hilton Inn Classic (Dallas)
\$ Kangaroo Classic (San Diego, Calif.)
* Oil Country Athletic Conference Games
**OCAC Championship Game (Abilene)

1985-86 Bill MacLeay

(18-9)			
N 26	@ Texas Southern	W	69-68
N 30	Texas St.	W	72-58
D 3	Rice	W	81-67
D 5	Houston	L	52-63
D 9	Baylor	W	62-58
D 16	@ Texs A&I	W	71-38
D 18	Creighton	W	71-69
J 4	Texas Southern	W	68-54
J 6	Texas A&M	W	57-54
J 10	Pan American !	W	75-36
J 11	SHSU	W	58-57
J 13	St. Mary's	W	74-55
J 18	Oral Roberts	L	54-60
J 22	@ Prairie View A&M	L	54-71
J 25	Southwestern	W	86-53
J 28	Pan American	W	69-58
F 1	@ West Texas State	L	43-85
F 3	@ Hardin-Simmons	W	61-58
F 6	@ St. Mary's	W	73-67
F 8	@ UTEP	W	65-58
F 11	@ Texas St.	L	66-69
F 13	Prairie View A&M	L	61-64
F 15	West Texas State	L	56-59
F 17	Hardin-Simmons	W	83-67
F 22	@ Oral Roberts	L	61-97
F 25	@ Pan American	L	48-64
M 1	UTEP	W	99-65

! at Huntsville, Texas

1986-87 Bill MacLeay

(18-8)			
N 28	Oklahoma ^	L	62-67
N 29	Nevada-Reno ^	W	78-67
D 3	@Houston	L	74-75
D 5	Alabama #	L	72-77
D 6	Baylor #	W	75-67
D 8	Texas St.	W	77-66
D 10	@ SMU	L	61-66

UTSA



D 13	_ @ Texas Tech	L	62-75
D 16	_ St. Mary's	W	83-72
D 20	_ SFA	W	76-67
J 8	_ UTA	W	67-43
J 10	_ SHSU	W	66-38
J 12	_ East Texas State	W	93-48
J 15	_ North Texas	W	82-62
J 17	_ TAMUK	W	79-43
J 21	_ @ Pan American	W	66-41
J 26	_ St. Mary's	W	75-52
J 31	_ @ Tulane	W	69-66
F 2	_ @ New Orleans	L	63-77
F 5	_ UTEP	W	72-53
F 7	_ @ SHSU	L	58-59
F 10	_ @ Creighton	L	65-73
F 16	_ @ Texas St.	W	81-75
F 21	_ UTPA	W	72-36
F 25	_ @ Baylor	W	63-57
F 28	_ @ UTEP	W	58-52

^ Leggs Tournament (Las Cruces, N.M.)

Ladyjack Dial Classic (Nacogdoches, Texas)

1987-88

(12-16) Bill MacLeay

N 28	_ @ Okla. State ^	L	46-91
N 29	_ Prairie View A&M ^	W	85-52
D 1	_ Houston	L	65-69
D 4	_ Texas A&M #	L	58-69
D 5	_ ULL #	W	72-66
D 8	_ Texas Tech	L	50-67
D 12	_ @ Arkansas	L	73-84
D 15	_ Baylor	W	50-46
D 19	_ St. Mary's	W	79-61
D 31	_ Pepperdine	W	57-51
J 7	_ @ East Texas State	W	64-50
J 9	_ @ SFA	L	58-81
J 11	_ @ North Texas	L	59-74
J 14	_ UALR	W	76-71
J 16	_ New Orleans	L	55-83
J 20	_ Colorado State %	W	64-55
J 24	_ @ Wisc.-Green Bay	W	62-57
J 25	_ @ Creighton	L	62-82
F 1	_ @ Texas St.	L	62-84
F 3	_ @ SMU	L	58-81
F 6	_ UTEP	W	76-55
F 9	_ @ UALR	L	69-75
F 10	_ @ Mo.-Kansas City	L	62-79
F 15	_ @ UTA	L	67-75
F 21	_ @ UTEP	W	59-58
F 23	_ @ New Mexico St.	L	65-91
F 27	_ Oral Roberts	L	78-92
M 1	_ Texas St.	W	81-67

^ OSU Cowgirl Classic (Stillwater, Okla.)

Converse-Hampton Inn Lady Aggie Classic (College Station, Texas)

% Played at HemisFair Arena, San Antonio

1988-89

(9-17) Bill MacLeay

N 25	_ Lamar ^	L	76-78
N 26	_ Prairie View A&M ^	W	62-44
D 2	_ South Alabama #	L	55-77
D 3	_ Arkansas #	L	57-75
D 5	_ Texas St.	L	64-78

D 9	_ Iona %	W	88-58
D 10	_ @ Missouri %	L	68-89
D 17	_ @ Texas Tech	L	53-92
D 19	_ SFA	L	59-66
J 2	_ Houston	L	63-71
J 6	_ @ UTEP	L	63-76
J 9	_ Arkansas	L	77-97
J 12	_ @ Wyoming	L	67-70
J 14	_ @ Colorado St.	L	57-71
J 19	_ New Mexico State	W	58-57
J 21	_ SE La.	L	59-70
J 24	_ St. Mary's	W	100-62
J 28	_ @ Oral Roberts	L	71-92
J 30	_ @ North Texas	L	59-80
F 2	_ Nicholls St.	W	59-54
F 4	_ Mo.-Kansas City	L	57-61
F 8	_ UTEP	W	64-60
F 18	_ @ SE La.	L	63-71
F 20	_ @ Nicholls St.	W	72-64
F 27	_ @ Texas St.	W	79-78
M 2	_ Creighton	W	82-80

^ SHSUTourney (Huntsville)

SFA Dial Classic (Nacogdoches, Texas)

% Mid-America Classic (Columbia, Missouri)



Mary Ann McLaughlin

1989-94

50-87 (.364)

five seasons

1989-90

(12-16) Mary Ann McLaughlin

N 25	_ Schreiner	W	83-60
N 27	_ @ Lamar	L	68-90
D 2	_ Angelo State	W	77-74
D 3	_ @ Baylor	W	75-66
D 11	_ Texas Lutheran	W	88-54
D 16	_ Lamar	L	63-79
D 18	_ @ Houston	L	66-115
D 20	_ Texas Tech	L	65-82
D 29	_ @ Pepperdine^	L	61-82
D 30	_ San Diego St.^	W	67-65
J 3	_ @ Texas St.	L	64-66
J 8	_ @ UTEP	L	59-65
J 10	_ @ New Mexico St.	L	55-89
J 13	_ Wyoming	L	59-68
J 17	_ Prairie View A&M	W	75-59
J 20	_ Nicholls St.	W	82-51
J 22	_ St. Mary's %	W	68-62
J 29	_ Mo.-Kansas City	W	54-47
F 1	_ Texas St.	L	64-66
F 3	_ @ SE La.	L	75-84
F 5	_ @ Nicholls St.	L	52-70
F 8	_ @ Prairie View A&M	L	64-71
F 12	_ @ Mo.-Kansas City	L	48-69
F 17	_ UTEP	L	64-69
F 22	_ SE La.	W	86-84
F 24	_ UTPA	W	86-70
F 28	_ @UTPA	W	80-58
M 3	_ North Texas	W	82-81

^ Pepperdine Tournament (Malibu, Calif.)

% Played at Hemis Fair Arena, San Antonio

1990-91

(18-12) Mary Ann McLaughlin

N 24	_ Schreiner	W	113-89
N 27	_ @ Houston	L	55-111
N 30	_ Wayland Baptist	L	64-73
D 4	_ @ UTEP	L	76-78
D 7	_ Duke^	L	68-71
D 8	_ Baylor^	L	76-91
D 17	_ @ Baylor	L	80-87
D 19	_ @ Texas A&M	L	69-84
D 31	_ New Mexico St.	W	98-84
J 3	_ UTA	W	83-69
J 5	_ Prairie View A&M	W	86-46
J 8	_ @ North Texas	W	84-75
J 10	_ Lamar	L	71-96
J 12	_ Nicholls St.	W	83-73
J 14	_ @ SHSU	W	76-63
J 21	_ @ Oklahoma	L	86-93
J 26	_ Texas Southern	W	80-68
J 29	_ SHSU	W	96-78
J 30	_ @ UTPA	W	88-72
F 4	_ @ UTA	W	69-63
F 7	_ @ TX Southern	W	72-52
F 9	_ SMU	W	93-77
F 12	_ UTEP	W	86-61
F 16	_ @ Tulane (OT)	W	98-93
F 18	_ @ Nicholls St.	W	69-58
F 22	_ Northern Ill.#	L	73-103
F 23	_ @ Alaska-Anchorage#	L	89-97
F 24	_ Northern Arizona#	W	79-75
F 28	_ UTPA	W	70-51
M 2	_ Texas St.	L	58-73

^ SWT Jowers Jamboree (San Marcos, Texas)

Great Alaska Shootout (Anchorage, Alaska)

1991-92

(4-23) Mary Ann McLaughlin

N 22	_ Baylor	L	68-85
N 25	_ @ Oklahoma	L	70-102
N 30	_ @ UTPA	L	57-80
D 6	_ SMU	L	56-59
D 11	_ Texas A&M	W	75-59
D 16	_ UTPA	L	57-61
D 20	_ Pacific ^	L	57-75
D 21	_ Dartmouth ^	L	60-68
J 2	_ @ UTA	L	71-76
J 4	_ @ North Texas	L	67-75
J 9	_ McNeese St.	L	66-76
J 11	_ Nicholls St.	W	72-63
J 16	_ @ La.-Monroe	L	81-94
J 18	_ @ Northwestern St.	L	69-81
J 23	_ Schreiner	W	84-63
J 25	_ @ Texas St.	L	54-56
J 30	_ SFA	L	50-77
F 1	_ SHSU	L	52-55
F 6	_ @ Nicholls St.	L	62-67
F 8	_ @ McNeese St.	L	66-93
F 10	_ UTA	L	59-65
F 13	_ Northwestern St.	L	60-64
F 15	_ La.-Monroe	L	75-81
F 22	_ Texas St.	L	45-61



NCAA PARTICIPANT

F 27 __ @ SHSU _____ L ____ 45-58
 F 29 __ @ SFA _____ L ____ 54-78
 M 2 __ North Texas _____ W ____ 65-62
 ^ Santa Clara Classic (Santa Clara, Calif.)

1992-93

(11-15, 6-12 SLC) Mary Ann McLaughlin
 D 1 __ @UTPA _____ W ____ 54-51
 D 5 __ TAMUK _____ W ____ 73-46
 D 9 __ UTPA _____ W ____ 50-47
 D 12 __ @ TX Southern _____ L ____ 62-78
 D 15 __ Texas Southern _____ W ____ 76-63
 D 17 __ @ UTEP _____ L ____ 47-75
 J 2 __ @ McNeese St. * _____ L ____ 61-72
 J 4 __ @ Nicholls St. * _____ L ____ 60-78
 J 7 __ SFA * _____ L ____ 63-96
 J 9 __ SHSU* _____ W ____ 66-64
 J 11 __ UTEP _____ L ____ 32-54
 J 16 __ Texas St. * _____ L ____ 48-78
 J 21 __ @Northwestern St. * _____ L ____ 52-80
 J 23 __ @La.-Monroe * _____ L ____ 58-65
 J 28 __ UTA * _____ W ____ 70-63
 J 30 __ North Texas * _____ W ____ 65-64
 F 2 __ Schreiner _____ W ____ 60-49
 F 4 __ @SHSU* _____ W ____ 70-54
 F 6 __ @ SFA * _____ L ____ 60-76
 F 8 __ McNeese St. * _____ W ____ 63-59
 F 13 __ @ Texas St. * _____ L ____ 43-96
 F 18 __ La.-Monroe * _____ L ____ 50-74
 F 20 __ Northwestern St. * _____ L ____ 65-93
 F 25 __ @ North Texas * _____ L ____ 63-66
 F 27 __ @ UTA * _____ L ____ 44-53
 M 1 __ Nicholls St. * _____ W ____ 58-42

* Southland Conference games

1993-94

(5-21, 2-16 SLC) Mary Ann McLaughlin
 N 27 __ Angelo State _____ L ____ 60-66
 D 3 __ Kent State ^ _____ L ____ 69-98
 D 4 __ Eastern Illinois ^ _____ L ____ 51-59
 D 7 __ Prairie View A&M _____ W ____ 105-38
 D 11 __ TAMUK _____ L ____ 44-63
 D 15 __ Tarleton State _____ W ____ 65-51
 D 28 __ @ Northwestern St. * L(OT) _____ 75-80
 D 30 __ @ La.-Monroe * _____ L ____ 47-84
 J 5 __ @ Northern Ariz. _____ L ____ 47-70
 J 8 __ Texas State * _____ L ____ 48-72
 J 14 __ SFA * _____ L ____ 57-72
 J 16 __ SHSU* _____ L ____ 61-66
 J 20 __ @ McNeese St. * _____ L ____ 55-57
 J 22 __ @ Nicholls St. * _____ W ____ 64-48
 J 27 __ UTA * _____ L ____ 52-70
 J 29 __ North Texas * _____ L ____ 65-74
 F 3 __ Schreiner _____ W ____ 74-49
 F 5 __ @ Texas St. * _____ L ____ 43-78
 F 10 __ @SHSU* _____ L ____ 63-78
 F 12 __ @ SFA * _____ L ____ 49-77
 F 17 __ Nicholls St. * _____ W ____ 92-52
 F 19 __ McNeese St. * _____ L ____ 68-72
 F 24 __ @ North Texas * _____ L ____ 53-66
 F 26 __ @ UTA * _____ L ____ 69-76
 F 28 __ Northwestern St. * _____ L ____ 56-71
 M 2 __ La.-Monroe * _____ L ____ 67-78

^ Rice Classic (Houston, Texas)

* Southland Conference games



Jeff Spivey
 1994-96
 15-37 (.288)
 two seasons

1994-95

(7-19, 2-16 SLC) Jeff Spivey
 N 26 __ Midwestern St. _____ L ____ 54-76
 N 30 __ @TX-Pan Amercan _____ W ____ 67-60
 D 3 __ TAMUK _____ W ____ 60-53
 D 6 __ Schreiner _____ W ____ 85-72
 D 10 __ Baylor _____ L ____ 55-71
 D 17 __ Tarleton State ^ _____ W ____ 59-56
 D 22 __ @ Oral Roberts _____ L ____ 52-62
 J 2 __ Texas Southern _____ W ____ 62-52
 J 5 __ @ McNeese St. * _____ L ____ 47-83
 J 7 __ @ Nicholls St. * _____ L ____ 66-72
 J 12 __ SHSU* _____ L ____ 72-88
 J 14 __ SFA * _____ L ____ 42-80
 J 17 __ North Texas * _____ L ____ 79-82
 J 21 __ Texas St. * _____ L ____ 51-68
 J 26 __ @ Northwestern St. * _____ L ____ 67-87
 J 28 __ @ La.-Monroe * _____ L ____ 65-83
 F 2 __ Nicholls St. * _____ W ____ 79-63
 F 4 __ McNeese St. * _____ L ____ 63-75
 F 9 __ @ SFA * _____ L ____ 50-89
 F 11 __ @ SHSU* _____ L ____ 50-73
 F 13 __ UTA * _____ W ____ 64-62
 F 16 __ @ Texas St. * _____ L ____ 44-72
 F 23 __ La.-Monroe * _____ L ____ 61-77
 F 25 __ Northwestern St. * _____ L ____ 57-76
 M 2 __ @ UTA * _____ L ____ 61-86
 M 4 __ @ North Texas * _____ L ____ 58-76

^ Game played at Trinity University (San Antonio)

* Southland Conference games

1995-96

(8-18, 4-14) SLC Jeff Spivey
 N 25 __ TAMUK _____ W ____ 59-56
 N 28 __ Prairie View A&M _____ W ____ 66-34
 D 1 __ Iowa State ^ _____ L ____ 54-82
 D 2 __ Air Force ^ _____ L ____ 69-71
 D 5 __ @ TCU _____ L ____ 58-78
 D 9 __ UTPA _____ L ____ 70-72
 D 20 __ Texas Southern _____ W ____ 65-60
 D 30 __ ULL _____ W ____ 67-53
 J 4 __ @ SFA * _____ L ____ 58-89
 J 6 __ @ SHSU* _____ L ____ 49-79
 J 11 __ McNeese St. * _____ L ____ 55-57
 J 13 __ Nicholls St. * _____ W ____ 71-62
 J 18 __ @ Northwestern St. * _____ L ____ 73-81
 J 20 __ @La.-Monroe * _____ L ____ 65-82
 J 22 __ North Texas * _____ L ____ 77-84
 J 27 __ Texas St.* _____ L ____ 57-78
 F 3 __ SFA * _____ L ____ 63-102
 F 8 __ @ Nicholls St. * _____ W ____ 71-66
 F 10 __ @ McNeese St. * _____ W ____ 78-66
 F 12 __ SHSU* _____ L ____ 65-90
 F 15 __ La.-Monroe * _____ W ____ 72-68
 F 27 __ Northwestern St. * _____ L ____ 74-93
 F 19 __ UTA * _____ L ____ 54-66

F 24 __ @ Texas St. _____ L ____ 52-67
 F 29 __ @ UTA * _____ L ____ 56-70
 M 2 __ @ North Texas * _____ L ____ 67-87
 ^ New Mexico Tournament (Albuquerque)

* Southland Conference games



Terry Gray
 1996-99
 38-43 (.469)
 three seasons

1996-97

(14-13, 7-10 SLC) Terry Gray
 N 22 __ Schreiner _____ W ____ 82-43
 N 23 __ UTPA _____ W ____ 53-39
 N 26 __ @ ULL _____ W ____ 63-38
 D 3 __ Prairie View A&M _____ W ____ 67-31
 D 5 __ Texas Southern _____ W ____ 91-30
 D 7 __ Howard Payne _____ W ____ 87-69
 D 16 __ @ Baylor _____ L ____ 50-77
 D 19 __ @ Air Force _____ L(OT) _____ 47-51
 D 30 __ Tulsa _____ L ____ 68-81
 J 2 __ Nicholls St. * _____ W ____ 52-43
 J 4 __ McNeese St. * _____ L ____ 60-62
 J 9 __ @ Northwestern St. * _____ W ____ 66-64
 J 11 __ @ La.-Monroe * _____ W ____ 60-51
 J 16 __ SHSU* _____ L ____ 47-51
 J 18 __ SFA * _____ L ____ 63-88
 J 21 __ @ UTA * _____ L ____ 43-59
 J 25 __ Texas St. * _____ L ____ 55-64
 J 27 __ @ UTPA _____ W ____ 62-44
 J 30 __ La.-Monroe * _____ W ____ 64-57
 F 1 __ Northwestern St. * _____ W ____ 74-64
 F 6 __ @ McNeese St. * _____ L ____ 45-61
 F 8 __ @ Nicholls St. * _____ L ____ 43-52
 F 15 __ @ Texas St. * _____ L ____ 50-57
 F 17 __ @ SFA * _____ L ____ 63-64
 F 22 __ UTA * _____ W ____ 51-43
 F 25 __ @SHSU* _____ W ____ 66-57
 M 5 __ UTA ** _____ L ____ 41-70

* Southland Conference games

** SLC Tournament game

1997-98

(18-10, 9-7 SLC) Terry Gray
 N 15 __ UTPA _____ W ____ 69-46
 N 22 __ Texas Tech ^ _____ L ____ 44-57
 N 23 __ Oklahoma ^ _____ L ____ 53-66
 N 28 __ Hardin-Simmons _____ W ____ 85-56
 D 2 __ @ UTPA _____ W ____ 72-40
 D 4 __ Schreiner _____ W ____ 75-46
 D 6 __ SE La. * _____ W ____ 50-45
 D 16 __ Texas Southern _____ W ____ 80-37
 D 19 __ Air Force # _____ W ____ 70-47
 D 20 __ Cal-Irvine # _____ W ____ 54-48
 J 3 __ @ Northwestern St. * _____ W ____ 88-76
 J 5 __ @ La.-Monroe * _____ L(OT) _____ 70-80
 J 8 __ SFA * _____ L ____ 71-84
 J 10 __ UTA * _____ L ____ 51-58
 J 17 __ @ Nicholls St. * _____ L ____ 36-44
 J 19 __ @ McNeese St. * _____ L ____ 44-49
 J 24 __ SHSU* _____ W ____ 67-40
 J 29 __ @ Texas St. * _____ W ____ 64-48

UTSA



F 2	@ SHSU*	W	67-40
F 5	SE La. *	W	75-52
F 7	McNeese St. *	W	68-55
F 12	@ SFA *	L	69-83
F 14	@ UTA *	W	74-63
F 19	Northwestern St. *	L	51-54
F 21	La.-Monroe *	W	72-70
F 26	Texas St. *	W	71-58
M 4	SHSU**	W(OT)	73-72
M 5	SFA**	L	81-88

^ UTSA Classic
 # UTSA Holiday Tournament
 * Southland Conference games
 ** SLC Tournament games

1998-99

(6-20, 3-15 SLC)	Terry Gray		
N 14	UTPA	L	71-77
N 18	UNLV	L	60-65
N 21	@ Tulsa	W	69-63
N 23	@ Oklahoma	L	40-80
D 2	@ Texas Tech	L	39-96
D 18	Denver	W	58-52
D 19	Belmont	W	73-60
D 28	Fordham	L	48-49
D 30	La.-Monroe *	L	41-63
J 2	@ Lamar *	W	65-54
J 4	@ McNeese St. *	L	45-47
J 7	UTA *	L	47-61
J 9	SFA *	L	54-68
J 14	@ Nicholls St. *	L	56-70
J 16	@ SE La. *	L	58-55
J 23	@ Texas St.*	L	49-59
J 28	McNeese St. *	L	67-75
J 30	Northwestern St. *	L	51-65
F 4	@ La.-Monroe *	L	64-80
F 6	@ Northwestern St. *	L	65-86
F 11	SE La. *	W	60-52
F 13	Nicholls St. *	L	54-67
F 18	@ SHSU*	L	58-70
F 20	Lamar*	L	65-70
F 25	@ UTA *	L	52-53
F 28	Texas St. *	W	73-64

*Southland Conference Games



Jeff Dow
1999-2000
7-20 (.259)
one season

1999-2000

(7-20, 3-15 SLC)	Jeff Dow		
N19	Texas Southern	W	68-62
N20	Harvard	L(OT)	67-69
N24	UTPA	L	61-68
N26	@ Cal-Irvine	L	44-92
N30	Houston Baptist	W	66-56
D3	@ Texas A&M	L	48-78
D7	@ UTPA	W	58-48
D11	Schreiner	W	76-50
D19	Arizona State	L	35-70
D28	@ SHSU*	L(OT)	67-69
D30	@ UTA *	L	47-54

J6	SE La. *	W	83-60
J8	@ SFA*	L	54-89
J13	McNeese St. *	L	53-70
J15	Lamar *	W	51-49
J20	@ Northwestern St. *	L	46-62
J22	@ La-Monroe *	L	49-61
J27	SFA *	L	47-82
J29	Texas St. *	W	66-65
F3	UTA *	L	42-60
F5	SHSU*	L	55-62
F10	@ Nicholls St. *	L	57-77
F12	@ SE La. *	L	47-61
F17	La-Monroe *	L	56-70
F19	Northwestern St. *	L	61-64
F26	@ McNeese St. *	L	79-82
M4	@ Texas St. *	L	61-84

* Southland Conference games



Rae Rippetoe-Blair
2000-P
136-100 (.576)
eight seasons

2000-01

(16-13, 13-7 SLC)	Rae Rippetoe-Blair		
N18	@ Arizona State	L	40-57
N20	@ Nevada-Las Vegas	L	41-57
N24	UTEP ^	W	58-54
N25	Idaho State ^	W	61-60
N29	Houston	L	57-71
D1	@ Texas A&M	L	54-67
D7	UTA *	W	66-49
D9	SFA *	L	53-67
D19	@ TX Southern	L	39-47
D28	@ McNeese St.*	W	69-61
J4	@ SE La. *	W	56-41
J6	@ Nicholls St. *	W	57-45
J11	Lamar *	L	42-57
J13	SHSU*	W	72-47
J18	@ La.-Monroe *	L	52-57
J20	@ Northwestern St. *	L	43-45
J27	Texas St. *	W	69-51
F3	McNeese St. *	W	86-62
F8	@ SFA *	L	49-58
F10	@ UTA *	W	64-42
F15	Northwestern St. *	L	61-63
F17	La-Monroe *	W	65-42
F19	@ Texas St. *	W	73-50
F22	@ SHSU*	W	68-50
F24	@ Lamar *	W	71-54
M3	SE La. *	W	90-53
M6	Lamar %	W	80-59
M8	SFA %	L	32-49

^UTSA Classic
%CenturyTel SLC Postseason Tournament

2001-02

(16-12, 15-5 SLC)	Rae Rippetoe-Blair		
N18	@Houston	L	45-62
N 23	North Texas^	L	57-64
N 24	Butler^	W	67-48

D 2	@ Wichita State	L	46-69
D 5	SHSU*	W	58-45
D 8	New Mexico	L	38-55
D 20	@ UTA*	W	43-41
D 22	@ SFA*	L	44-58
D 28	San Diego &	L	42-91
D 30	#19 Auburn &	L	50-73
J 3	Lamar*	W	59-43
J 5	Nicholls St.*	W	53-40
J 7	SE La.*	W	60-46
J 14	McNeese St. *	W	69-56
J 19	@ Northwestern St.*	L	44-56
J 21	@ La-Monroe*	W	46-39
J 26	SFA *	L	47-62
J 28	UTA*	W	51-48
F 2	@ SHSU*	W	42-40
F 4	@ Lamar *	L	39-52
F 9	Northwestern St. *	L	51-57
F 11	La-Monroe *	W	63-37
F 14	@ McNeese St. *	W	54-51
F 18	Texas St.*	W	56-46
F 21	@ SE La.*	W	64-57
F 23	@ Nicholls St.*	W	48-34
M 2	@ Texas St.*	W	56-41
M 5	SE La.\$	L	63-66

^ UTSA Classic
\$ SLC Postseason Tournament
& Surf N' Slam Tournament, San Diego

2002-03

(18-11, 17-3 SLC)	Rae Rippetoe-Blair		
N22	@ North Texas	L	66-82
N25	Texas A&M-CC	L	59-67
N29	Alabama^	L	55-61
N30	Wichita State^	L	54-63
D8	@ New Mexico	L	49-66
D15	Oral Roberts&	L	43-47
D16	Oklahoma St.&	L	47-53
D30	@ UTA*	L	47-56
J2	@ Northwestern St.*	W	69-60
J4	@ La-Monroe*	L	53-62
J9	Lamar*	W	57-42
J11	SHSU*	W	65-53
J18	McNeese St.*	W	65-54
J22	SFA*	W	64-50
J25	@ Texas St.*	W	67-56
J30	@ SE La.*	W	63-46
F1	@ Nicholls St.*	W	68-50
F6	Northwestern St.*	W	68-54
F8	La-Monroe*	W	69-59
F13	@ Lamar*	W	56-50
F15	@ SHSU*	W	59-48
F20	@ McNeese St.*	W	45-41
F22	Texas St.*	W	63-56
F27	@ SFA*	L	42-54
M1	UTA*	W	55-39
M5	SE La.*	W	49-38
M7	Nicholls St.*	W	73-39
M13	La-Monroe\$	W	60-56
M15	Texas St.\$	L	56-68

^ Hampton Inn Six Flags Area UTSA Classic
*Southland Conference games
& Fun in the Sun Shootout, Cancun, Mexico
\$ SLC Postseason Tournament
(presented by Audiovox)



NCAA PARTICIPANT

2003-04

(15-14, 10-6 SLC) Rae Rippetoe-Blair

N 14	@ Texas Tech^	L	48-76
N 21	@ TX A&M-CC	L	48-57
N 23	@ TX Southern	W	57-55
N 28	UTEP \$	W	52-49
N 29	Denver \$	L	55-58
D 5	@ Alabama	L	63-76
D 16	@ Southern Utah	L	73-82
D 19	@ UNLV	L	44-76
D 30	Alcorn State #	W	74-50
D 31	Kansas State #	L	45-75
J 4	Santa Clara	W	59-47
J 10	@ UTA*	L	47-55
J 15	@ SE La.*	W	52-51
J 17	@ Nicholls St.*	W	56-42
J 21	Texas St.*	L	43-44
J 24	Northwestern St.*	L	64-71
J 29	@ Lamar*	W	61-46
J 31	Nicholls St.*	W	79-60
F 5	@ SFA*	L	59-64
F 7	McNeese St.*	WOT	64-56
F 12	La-Monroe*	L	62-69
F 14	@ SHSU*	W	54-38
F 18	UTA*	L	55-43
F 25	@ Texas St.*	W	71-46
F 28	@ Northwestern St.*	L	56-62
M 4	Lamar*	W	67-44
M 5	SE La.*	W	60-41
M 9	McNeese St.\	W	61-42
M 11	@ Northwestern St.\	L	71-82

^ Preseason WNIT
 \$ UTSA Thanksgiving Classic
 # Wells Fargo/UTSA New Year's Classic
 * Southland Conference games
 \ SLC Postseason Tournament

2004-05

(15-14, 10-6 SLC) Rae Rippetoe-Blair

N19	Texas A&M-CC	L	44-66
N22	@Tulsa	L	62-80
N26	Prairie View A&M#	W	88-44
N27	Seton Hall#	L	59-60
N30	@Texas A&M	L	48-74
D4	@UTEP	W	54-50
D12	Texas Southern	W	41-33
D18	SMU%	L	46-66
D19	Tenn.-Martin%	W	75-59
D30	Samford\$	W	52-48
D31	Quinnipiac\$	W	73-55
J6	@La.-Monroe*	L	72-75
J8	@Northwestern St.*	L	49-54
J14	Nicholls St.*	W	58-53
J20	@McNeese St.*	W	67-49
J22	Northwestern St.*	L	68-82
J29	SE La.*	W	75-64
F3	SHSU*	W(OT)	73-65
F5	@Lamar*	W	69-59
F10	@UTA*	L	43-57
F12	Texas St.*	W	71-69
F17	@SE La.*	W	60-40
F19	@Nicholls St.*	L	54-58
F23	Lamar*	W	82-55
F26	UTA*	W	48-46
M1	SFA*	W	56-44

M3	@Texas St.*	L(OT)	58-61
M7	@Northwestern St.^	L	48-51

#Hampton Inn/UTSA Thanksgiving Classic
 %Wells Fargo/Denver Pioneer Classic
 \$Wells Fargo/UTSA New Year's Classic
 *Southland Conference games
 ^SLC Tournament

2005-06

(18-12, 11-5 SLC) Rae Rippetoe-Blair

N18	vs. West Virginia #	W	57-54
N19	vs. Florida A&M #	W	71-61
N22	Tulsa	L	41-63
N25	Arkansas-Little Rock !	W	52-44
N26	New Mexico State !	W	61-38
N29	Texas A&M-CC	L	44-56
D2	vs. Louisiana Tech ^	L	67-75
D3	vs. Davidson ^	W	75-69
D19	@ Arizona State	L	64-78
D30	Buffalo \$	L	62-73
D31	Colorado State \$	L	59-63
J5	SE La. *	W	75-56
J7	McNeese State *	W	70-58
J14	@ La.-Monroe *	L	61-62
J19	@ SHSU*	W (OT)	75-71
J21	SFA *	W	66-48
J26	Northwestern St. *	W	73-65
J28	La.-Monroe *	W	71-70
F2	@ Nicholls St. *	W	67-57
F4	@ SE. La. *	L	63-66
F9	@ McNeese St. *	L	57-62
F11	@ Lamar *	W	53-50
F16	UTA *	W (OT)	68-67
F18	Texas State *	L (OT)	71-73
F23	@ SFA *	L	68-77
F25	SHSU*	W	72-52
M3	@ Northwestern St. *	W	69-58
M6	SE La. %	W	61-46
M8	@ UTA %	W (OT)	76-75
M11	@ SFA %	L	48-56

Golden Knight Classic
 ! UTSA Thanksgiving Classic
 ^ Rice Invitational
 \$ Wells Fargo/UTSA New Year's Classic
 * Southland Conference games
 % SLC Tournament

2006-07

(14-16, 9-7 SLC) Rae Rippetoe-Blair

N10	@ Texas Tech	L	58-66
N12	@ SMU	L	49-78
N17	@ UTEP	L	47-80
N19	@ New Mexico St.	L	63-69
N24	Eastern Washington !	W	77-67
N25	Tulsa !	L	57-61
D2	@ UALR	L	48-65
D8	Cal State Bakersfield	L	66-77
D20	vs. No. 13 Purdue &	L	50-75
D21	@ UNLV &	W	70-62
D29	Memphis %	W	85-73
D30	Kent State %	W	69-62
J6	@ Lamar *	L	46-60
J11	Central Arkansas *	W	66-59
J13	Northwestern St. *	W	55-38
J20	Texas State*	L	64-76

J23	@ UTA *	L	38-67
J27	@ Texas A&M-CC *	L	69-71
F1	Sam Houston *	W	75-60
F3	@ SFA *	W	61-55
F8	@ SE La. *	L (OT)	64-73
F10	@ Nicholls State *	W	66-60
F15	UTA *	L	52-68
F17	@ Texas State *	L	60-63
F22	McNeese State *	W	87-46
F24	Texas A&M-CC*	W	61-43
M1	@ Sam Houston *	W	65-48
M3	SFA *	W	59-44
M7	vs. SE La. ^	W	62-57
M9	vs. UTA ^	L	52-70

! UTSA Thanksgiving Classic
 & Duel in the Desert Tournament
 % Wells Fargo New's Year Classic
 * SLC games
 ^ SLC Tournament games

2007-08

(23-10, 12-4 SLC) Rae Rippetoe-Blair

N9	Huston-Tillotson	W	89-50
N11	Belmont	W	77-65
N18	Wichita State	W	68-60
N23	New Orleans !	W	60-46
N24	Georgia Southern !	W	72-52
N29	@ Missouri State	W	63-59
D1	@ Tulsa	L	56-78
D14	@ Fla. International	L	57-68
D20	vs. Virginia Tech &	L	59-84
D21	@ Tulane &	L	42-76
D29	Miami (Ohio) %	W, 2OT	90-89
D30	Weber State %	W	73-45
J2	SMU	L	72-74
J12	Lamar *	L	74-75
J17	@ Central Arkansas *	W	76-49
J19	Northwestern St. *	W	68-62
J24	UT Arlington*	W	76-53
J26	@ Texas State *	W	81-68
F2	Texas A&M-CC *	W	65-56
F7	@ Sam Houston *	W	72-48
F9	SFA *	W	75-62
F14	@ SE La. *	W	71-59
F16	Nicholls *	W	82-41
F21	@ UT Arlington *	W	63-46
F23	Texas State *	L	79-85
F28	@ McNeese State *	L	49-52
M1	@ Texas A&M-CC*	W	60-47
M6	Sam Houston *	W	76-51
M8	@ SFA *	L	54-57
M12	vs. Northwestern St. ^	W	80-56
M14	vs. UT Arlington ^	W	77-67
M15	vs. Lamar ^	W	65-56
M22	vs. Texas A&M #	L	52-91

! UTSA Thanksgiving Classic
 & Doubletree Tulane Classic
 % Wells Fargo New's Year Classic
 * SLC games
 ^ SLC Tournament games
 # NCAA Tournament





All-Series Results

Air Force Academy (1-2)

H: 1-0, A: 0-1, N: 0-1
12-2-95 nL 69-71
12-19-96 aL 47-51
12-19-97 hW 70-47

Alabama (0-2)

H: 0-0, A: 0-1, N: 0-1
12-5-86 nL 72-77
12-5-03 aL 63-76

Alaska-Anchorage (0-1)

H: 0-0, A: 0-1, N: 0-0
2-23-91 aL 89-97

Alcorn State (1-0)

H: 1-0, A: 0-0, N: 0-0
12-30-03 hW 74-50

Angelo State (2-1)

H: 2-1, A: 0-0, N: 0-0
1-11-82 hW 73-50
12-2-89 hW 77-74
11-27-93 hL 60-66

Arizona State (0-3)

H: 0-1, A: 0-2, N: 0-0
12-19-99 hL 35-70
11-18-00 aL 40-57
12-19-05 aL 64-78

Arkansas (0-3)

H: 0-1, A: 0-1, N: 0-1
12-12-87 aL 73-84
12-3-88 nL 57-75
1-9-89 hL 77-97

Arkansas-Little Rock (2-2)

H: 2-0, A: 0-2, N: 0-0
1-14-88 hW 76-71
2-9-88 aL 69-75
11-25-05 hW 52-44
12-2-06 aL 48-65

Auburn (0-1)

H: 0-0, A: 0-0, N: 0-1
12-30-01 nL 50-73

Baylor (6-5)

H: 2-1, A: 3-3, N: 1-1
12-5-81 aL 65-69
12-11-81 hL 69-70
12-12-83 aW 67-66
12-9-85 hW 62-58
12-6-86 nW 75-67
2-25-87 aW 63-57
12-15-87 hW 50-46
12-3-89 aW 75-66
12-8-90 nL 76-91
12-17-90 aL 80-87
12-16-96 aL 50-77

Belmont (2-0)

H: 2-0, A: 0-0, N: 0-0
12-19-98 hW 73-60
1-11-07 hW 77-65

Buffalo (0-1)

H: 0-1, A: 0-0, N: 0-0
12-30-05 hL 62-73

Butler (1-0)

H: 1-0, A: 0-0, N: 0-0
11-24-01 hW 67-48

UCIrvine (1-1)

H: 1-0, A: 0-1, N: 0-0
12-20-97 hW 54-48
11-26-99 aL 44-92

Cal State Bakersfield (0-1)

H: 0-1, A: 0-0, N: 0-0
12-8-06 hL 66-77

Central Arkansas (2-0)

H: 1-0, A: 1-0, N: 0-0
1-11-07 hW 66-59
1-17-08 aW 76-49

Colorado State (1-2)

H: 1-1, A: 0-1, N: 0-0
1-20-88 hW 64-55
1-14-89 aL 57-71
12-31-05 hL 59-63

Creighton (2-2)

H: 2-0, A: 0-2, N: 0-0
12-18-85 hW 71-69
2-10-87 aL 65-73
1-25-88 aL 62-82
3-2-89 hW 82-80

Dartmouth (0-1)

H: 0-0, A: 0-0, N: 0-1
12-21-91 nL 60-68

Davidson (1-0)

H: 0-0, A: 0-0, N: 1-0
12-03-05 nW 75-69

Denver (0-1)

H: 0-1, A: 0-0, N: 0-0
11-29-03 hL 55-58

Duke (0-1)

H: 0-0, A: 0-0, N: 0-1
12-7-90 nL 68-71

Eastern Illinois (0-1)

H: 0-0, A: 0-0, N: 0-1
12-4-93 nL 51-59

Eastern Washington (1-0)

H: 1-0, A: 0-0, N: 0-0
11-24-06 hW 77-67

East Texas State (2-0)

H: 1-0, A: 1-0, N: 0-0
1-12-87 hW 93-48
1-7-88 aW 64-50

Florida A&M (1-0)

H: 0-0, A: 0-0, N: 1-0
11-19-05 nW 71-61

Florida International (0-1)

H: 0-0, A: 0-1, N: 0-0
12-14-07 aL 57-68

Fordham (0-1)

H: 0-1, A: 0-0, N: 0-0
12-28-98 hL 48-49

Georgia Southern (1-0)

H: 1-0, A: 0-0, N: 0-0
11-24-07 hW 72-52

Hardin-Simmons (10-0)

H: 5-0, A: 5-0, N: 0-0
12-11-82 hW 74-58
2-14-83 aW 81-66
2-6-84 aW 88-71
2-20-84 aW 90-41
1-5-85 hW 83-64
2-4-85 aW 88-68
2-18-85 hW 7-61
2-3-86 aW 61-58
2-17-86 hW 83-67
11-28-97 hW 85-56

Houston (0-15)

H: 0-8, A: 0-7, N: 0-0
11-25-81 hL 44-59
2-22-82 aL 58-75
1-25-83 hL 80-90
2-23-83 aL 67-75
12-5-83 hL 66-68
1-18-84 aL 73-80
12-4-84 aL 59-80
12-5-85 hL 52-63
12-3-86 aL 74-75
12-1-87 hL 65-69
1-2-89 hL 63-71
12-18-89 aL 66-115
11-27-90 hL 55-111
11-29-00 hL 57-71
11-18-01 aL 45-62

Houston Baptist (1-0)

H: 1-0, A: 0-0, N: 0-0
11-30-99 hW 66-56

Houston Payne (1-0)

H: 1-0, A: 0-0, N: 0-0
12-7-96 hW 87-69

Huston-Tillotson (3-0)

H: 3-0, A: 0-0, N: 0-0
1-17-83 hW 89-51
1-29-83 hW 92-56
11-4-07 hW 89-50

Idaho (0-1)

H: 0-0, A: 0-0, N: 0-1
12-14-84 nL 67-68

Idaho State (1-0)

H: 1-0, A: 0-0, N: 0-0
11-25-00 hW 61-60



NCAA PARTICIPANT

Iona (1-0)
H: 0-0, A: 0-0, N: 1-0
 12-9-88 nW 88-58

Iowa State (0-1)
H: 0-0, A: 0-0, N: 0-1
 12-1-95 nL 54-82

Kansas State (0-1)
H: 0-1, A: 0-0, N: 0-0
 12-31-03 hL 45-75

Kent State (1-1)
H: 1-0, A: 0-0, N: 0-1
 12-3-93 nL 69-98
 12-30-06 hW 69-62

Lamar (14-12)
H: 6-6, A: 6-5, N: 2-1
 1-9-82 hW 53-51
 1-14-82 aL 59-71
 2-5-82 aL 56-66
 2-26-83 hL 65-66
 11-25-88 nL 76-78
 11-27-89 aL 68-90
 12-16-89 hL 63-79
 1-10-91 hL 71-96
 1-2-99 aW 65-54
 2-20-99 hL 70-65
 1-15-99 hW 51-49
 1-11-01 hL 42-57
 2-24-01 aW 71-54
 3-6-01 nW 80-59
 1-3-02 hW 59-43
 2-4-02 aL 39-52
 1-9-03 hW 57-42
 2-13-03 aW 56-50
 1-29-03 aW 61-46
 3-4-04 hW 67-44
 2-5-05 aW 69-59
 2-23-05 hW 82-55
 2-11-06 aW 53-50
 1-6-07 aL 46-60
 1-12-08 hW 74-75
 3-15-08 nW 65-56

Louisiana-Lafayette (3-1)
H: 2-0, A: 1-0, N: 0-1
 12-5-87 nL 66-72
 12-30-95 hW 67-53
 11-26-96 aW 63-38
 12-6-97 hW 50-45

Louisiana-Monroe (10-20)
H: 8-8, A: 2-12, N: 0-0
 1-4-85 hL 56-77
 1-16-92 aL 81-94
 2-15-92 hL 75-81
 1-23-93 aL 58-65
 218-93 hL 50-74
 12-30-93 aL 47-84
 3-2-94 hL 67-78
 1-28-95 aL 65-83
 2-23-95 hL 61-77
 1-20-96 aL 65-82
 2-15-96 hW 72-68
 1-11-97 aW 60-51
 1-30-97 hW 64-57
 1-5-98 aL 70-80(OT)
 2-21-98 hW 72-70
 12-30-98 hL 41-63
 2-4-99 aL 64-80
 1-22-00 aL 49-61
 2-17-00 hL 56-70
 1-18-01 aL 52-57
 2-17-01 hW 65-42

1-21-02 aW 46-39
 2-11-02 hW 63-37
 1-4-03 aL 53-62
 2-8-03 hW 69-59
 3-13-03 hW 60-56
 2-12-04 hL 62-69
 1-6-05 aL 72-75
 1-14-06 aL 61-62
 1-28-06 hW 71-70

Louisiana Tech (0-2)
H: 0-0, A: 0-0, N: 0-2
 12-15-84 nL 39-80
 12-2-05 nL 67-75

McNeese State (14-17)
H: 9-7, A: 5-10, N: 0-0
 1-9-92 hL 66-76
 2-8-92 aL 66-93
 1-2-93 aL 61-72
 2-8-93 hW 63-59
 1-20-94 aL 55-57
 2-19-94 hL 68-72
 1-5-95 aL 47-83
 2-4-95 hL 63-75
 1-11-96 hL 55-57
 2-10-96 aW 78-66
 1-4-97 hL 60-62
 2-6-97 aL 45-61
 1-19-98 aL 44-49
 2-7-98 hW 68-55
 1-4-99 aL 45-47
 1-28-99 hL 67-75
 1-13-00 hL 53-70
 2-26-00 aL 79-82
 12-28-00 aW 69-61
 2-3-01 hW 86-62
 1-14-02 hW 69-56
 2-14-02 aW 54-41
 1-18-03 hW 65-54
 2-20-03 aW 45-41
 2-7-04 hW 64-56 OT
 3-9-04 hW 61-42
 1-20-05 aW 67-49
 1-7-06 hW 70-58
 2-9-06 aL 57-62
 2-22-07 hW 87-46
 2-28-08 aL 49-52

Memphis (1-0)
H: 1-0, A: 0-0, N: 0-0
 12-29-06 hW 85-73

Midwestern State (0-1)
H: 0-1, A: 0-0, N: 0-0
 11-26-94 hL 54-76

Minnesota (0-2)
H: 0-0, A: 0-0, N: 0-2
 11-23-84 nL 57-60
 12-31-84 nL 72-86

Mississippi State (1-0)
H: 0-0, A: 0-0, N: 1-0
 11-24-84 nW 56-54

Missouri (0-2)
H: 0-0, A: 0-1, N: 0-1
 11-22-84 nL 70-86
 12-10-88 aL 68-89

Missouri State (2-0)
H: 1-0, A: 1-0, N: 0-0
 12-31-83 hW 82-79
 11-29-08 aW 63-59

Missouri-Kansas City (1-3)
H: 1-1, A: 0-2, N: 0-0
 2-10-88 aL 62-79
 2-4-89 hL 57-61
 1-29-90 hW 54-47
 2-12-90 aL 48-69

Nevada-Las Vegas (1-3)
H: 0-1, A: 1-2, N: 0-0
 11-18-98 hL 65-60
 11-20-00 aL 41-57
 12-19-03 aL 44-76
 12-21-06 aW 70-62

Nevada-Reno (1-0)
H: 0-0, A: 0-0, N: 1-0
 11-29-86 nW 78-67

New Mexico (0-2)
H: 0-1, A: 0-1, N: 0-0
 12-8-01 hL 38-55
 12-8-02 aL 49-66

New Mexico State (3-3)
H: 3-0, A: 0-3, N: 0-0
 2-23-88 aL 65-91
 1-19-89 hW 58-57
 1-10-90 aL 55-89
 12-31-90 hW 98-84
 11-26-05 hW 61-38
 11-19-06 aL 63-69

New Orleans (1-2)
H: 1-1, A: 0-1, N: 0-0
 2-2-87 aL 63-77
 1-16-88 hL 55-83
 11-23-07 hW 60-46

Nicholls (24-11)
H: 14-2, A: 10-9, N: 0-0
 2-2-89 hW 59-54
 2-20-89 aW 72-64
 1-20-90 hW 82-51
 2-5-90 aL 52-70
 1-12-91 hW 8373
 2-18-91 aW 69-58
 1-11-92 hW 72-63
 2-6-92 aL 62-67
 1-4-93 aL 60-78
 3-1-93 hW 58-42
 1-22-94 aW 64-48
 2-17-94 hW 92-52
 1-7-95 aL 66-72
 2-2-95 hW 79-63
 1-13-96 hW 71-62
 2-8-96 aW 71-66
 1-2-97 hW 52-43
 2-8-97 aL 43-52
 1-17-98 aL 36-44
 1-14-99 aL 56-70
 2-13-99 hL 54-67
 2-10-00 aL 57-77
 1-6-01 aW 57-45
 3-1-01 hL 63-69
 1-5-02 hW 53-40
 2-23-02 aW 48-34
 2-1-03 aW 68-50
 3-7-03 hW 73-39
 1-17-04 aW 56-42
 1-31-04 hW 79-60
 1-14-05 hW 58-53
 1-19-05 aL 54-58
 2-2-06 aW 67-57

UTSA



2-10-07 aW 66-60
2-16-08 hW 82-41

Northwestern State (10-25)

H: 4-12, A: 5-13, N: 1-0

1-18-92 aL 69-81
2-13-92 hL 60-64
1-21-93 aL 52-80
2-20-93 hL 65-93
12-28-93 aL 75-80(OT)
2-28-94 hL 56-71
1-26-95 aL 67-87
2-25-95 hL 57-76
1-18-96 aL 73-81
2-27-96 hL 74-93
1-9-97 aW 66-64
2-1-97 hW 74-64
1-3-98 aW 88-76
2-19-98 hL 51-54
2-6-99 aL 65-86
1-30-99 hL 51-65
1-20-00 aL 46-62
2-19-00 hL 61-64
1-20-01 aL 43-45
2-15-01 hL 61-63
1-19-02 aL 44-56
2-9-02 hL 5-57
1-2-03 aW 69-60
2-6-03 hW 68-54
1-24-04 hL 64-71
2-28-04 aL 56-62
3-11-04 aL 71-82
1-8-05 aL 49-54
1-22-05 hL 68-82
3-7-05 aL 48-51
1-26-06 hW 73-65
3-3-06 aW 69-58
1-13-07 hW 55-38
1-19-08 aW 68-62
3-12-08 nW 80-56

North Texas (6-13)

H: 5-4, A: 1-9, N: 0-0

2-5-82 aL 67-77
1-8-83 hW 78-60
1-15-87 hW 82-62
1-11-88 aL 59-74
1-30-89 aL 59-80
3-3-90 hW 82-81
1-8-91 aW 84-75
1-4-92 aL 67-75
3-2-92 hW 65-62
1-30-93 hW 65-64
2-25-93 aL 63-66
1-29-94 hL 65-74
2-24-94 aL 53-66
1-17-95 hL 79-82
3-4-95 aL 58-76
1-22-96 hL 77-84
3-2-96 aL 67-87
11-23-01 hL 57-64
11-22-02 aL 66-82

Northern Arizona (1-1)

H: 0-0, A: 0-1, N: 1-0

2-24-91 nW 79-75
1-5-94 aL 47-70

Northern Illinois (0-1)

H: 0-0, A: 0-0, N: 0-1

2-22-91 nL 73-103

Oklahoma (0-5)

H: 0-1, A: 0-3, N: 0-1

11-28-86 nL 62-67
1-21-91 aL 86-93
11-25-91 aL 70-102

11-23-97 hL 53-66
11-23-98 aL 40-80

Oklahoma City (4-0)

H: 2-0, A: 2-0, N: 0-0

1-23-84 aW 85-78
2-27-84 hW 113-91
1-21-85 hW 76-67
2-25-85 aW 66-65

Oklahoma State (0-2)

H: 0-0, A: 0-1, N: 0-1

11-28-87 aL 46-91
12-16-02 nL 47-53

Oral Roberts (4-6)

H: 1-2, A: 3-3, N: 0-1

1-21-84 aW 77-72
2-25-84 aW 75-64
1-19-85 hW 80-56
2-23-85 aW 68-57
1-18-86 hL 54-60
2-22-86 aL 61-97
2-27-88 hL 78-92
1-28-89 aL 71-92
12-22-94 aL 52-62
12-15-02 nL 43-47

Pacific (0-1)

H: 0-0, A: 0-0, N: 0-1

12-20-91 nL 57-75

Pepperdine (1-1)

H: 1-0, A: 0-1, N: 0-0

12-31-87 hW 57-51
12-29-89 aL 61-82

Prairie View A&M (10-3)

H: 6-1, A: 2-2, N: 2-0

1-27-83 aW 72-26
2-10-83 aW 96-29
1-22-86 aL 54-71
2-13-86 hL 61-64
11-29-87 nW 85-52
11-26-88 nW 62-44
1-17-90 hW 75-59
2-8-90 aL 64-71
1-5-91 hW 86-46
12-7-93 hW 105-38
11-28-95 hW 66-34
12-3-96 hW 67-31
11-26-04 hW 88-44

Purdue (0-1)

H: 0-0, A: 0-0, N: 0-1

12-20-06 nL 50-75

Quinnipiac (1-0)

H: 1-0, A: 0-0, N: 0-0

12-31-04 hW 73-55

Rice (6-0)

H: 3-0, A: 3-0, N: 0-0

1-10-83 hW 68-53
2-22-83 aW 75-65
1-17-84 aW 76-55
2-29-84 hW 73-72
12-3-84 aW 77-67
12-3-85 hW 81-67

St. Mary's (11-0)

H: 7-0, A: 3-0, N: 1-0

1-9-84 aW 75-58
2-14-84 hW 79-49

1-15-85 hW 72-64
2-12-85 aW 68-47
1-13-86 hW 74-55
2-6-86 aW 73-67
12-16-86 hW 83-72
1-26-87 hW 75-52
12-19-87 hW 79-61
1-24-89 hW 100-62
1-22-90 nW 68-62

Samford (1-0)

H: 1-0, A: 0-0, N: 0-0

12-30-04 hW 52-48

Sam Houston State (30-13)

H: 16-6, A: 13-8, N: 0-0

11-24-82 hW 67-52
1-12-83 aW 59-29
11-22-83 aW 79-55
1-27-84 hW 88-47
1-11-86 hW 58-57
1-10-87 hW 66-38
2-7-87 aL 58-59
1-14-91 aW 76-63
1-29-91 hW 96-78
2-1-92 hL 52-55
2-27-92 hL 54-78
1-9-93 hW 66-64
2-4-93 aW 70-54
1-16-94 hL 61-66
2-10-94 aL 63-78
1-12-95 hL 72-88
2-11-95 aL 50-73
1-6-96 aL 49-79
2-12-96 aL 65-90
1-16-97 hL 47-51
2-25-97 aW 66-57
1-24-98 hW 67-40
2-2-98 aW 67-40
3-4-98 hW 73-72 (OT)
2-18-99 aL 58-70
12-28-99 aL 67-69(OT)
2-5-00 hL 55-62
1-13-01 hW 72-47
2-22-01 aW 68-50
12-5-01 hW 58-45
2-2-02 aW 42-40
1-11-03 hW 65-53
2-15-03 aW 59-48
2-14-04 aW 54-38
2-3-05 hW 73-65 (OT)
1-19-06 aW 75-71 (OT)
2-25-06 hW 72-52
2-1-07 hW 75-60
3-1-07 aW 65-48
2-7-08 aW 72-48
3-6-08 hW 76-51

San Diego (0-1)

H: 0-0, A: 0-1, N: 0-0

12-28-01 aL 42-91

San Diego State (1-0)

H: 0-0, A: 0-0, N: 1-0

12-30-89 nW 67-65

Santa Clara (1-0)

H: 1-0, A: 0-0, N: 0-0

1-4-04 hW 59-47

Schreiner (9-0)

H: 9-0, A: 0-0, N: 0-0

11-25-89 hW 83-60
11-24-90 hW 113-89
1-23-92 hW 84-63
2-2-93 hW 60-49
2-3-94 hW 74-49
12-6-94 hW 85-72
11-22-96 hW 82-43



NCAA PARTICIPANT

12-4-97 hW 75-46
12-11-99 hW 76-50

Seton Hall (0-1)

H: 0-1, A: 0-0, N: 0-0

11-27-04 hL 59-60

SMU (2-7)

H: 2-0, A: 0-6, N: 0-1

2-16-82 aL 57-76
2-2-83 hW (OT) 67-66
12-10-86 aL 61-66
2-3-88 aL 58-81
2-9-91 hW 93-77
12-6-91 aL 56-59
12-18-04 nL 46-66
11-12-06 aL 49-78
1-2-08 hL 74-72

South Alabama (0-1)

H: 0-0, A: 0-0, N: 0-1

12-2-88 nL 55-77

Southern Utah (0-1)

H: 0-0, A: 0-0, N: 0-0

12-16-03 aL 73-82

Southeastern Louisiana (18-8)

H: 12-2, A: 5-6, N: 1-0

1-21-89 hL 59-70
2-18-89 aL 63-71
2-3-90 aL 75-84
2-22-90 hW 86-84
2-5-98 hW 75-52
1-16-99 aL 55-58
2-11-99 hW 60-52
1-6-00 hW 83-60
2-12-00 aL 47-61
1-4-01 aW 56-41
3-3-01 hW 90-53
1-07-02 hW 60-46
2-21-02 aW 64-57
3-5-02 hL 63-66
1-30-03 aW 63-46
3-5-03 hW 49-38
1-15-04 aW 52-51
3-5-04 hW 60-41
1-29-05 hW 75-64
2-17-05 aW 60-40
1-5-06 hW 75-56
2-4-06 aL 63-66
3-6-06 hW 61-46
2-8-07 aL(OT) 64-73
3-7-07 nW 67-52
2-14-08 hW 71-59

Southwestern (7-0)

H: 4-0, A: 2-0, N: 1-0

1-30-82 nW 58-53
11-22-82 aW 67-56
12-6-82 hW 62-43
11-28-83 hW 100-46
2-2-84 aW 71-66
12-8-84 hW 84-54
1-25-86 hW 86-53

Stephen F. Austin (7-30)

H: 6-13, A: 1-16, N: 0-1

12-20-86 hW 76-67
1-9-88 aL 58-81
12-19-88 aL 59-66
1-30-92 hL 50-77
2-29-92 aL 54-78
1-7-93 hL 63-96
2-6-93 aL 60-76
1-14-94 hL 57-72

2-12-94 aL 49-77
1-14-95 hL 42-80
2-9-95 aL 50-89
1-4-96 aL 58-89
2-3-96 hL 63-102
1-18-97 hL 63-88
2-17-97 aL 63-64
1-8-98 hL 71-84
2-12-98 aL 69-83
3-5-98 hL 81-88
1-9-99 hL 54-68
18-00 aL 54-89
1-27-00 hL 47-82
12-9-00 hL 53-67
2-8-01 aL 49-58
3-8-01 nL 32-49
12-22-01 aL 44-58
1-26-02 hL 47-62
1-22-03 hW 64-50
2-27-03 aL 42-54
2-5-04 aL 59-64
3-1-05 hW 56-44
1-21-06 hW 66-48
2-23-06 aL 68-77
3-11-06 aL 48-56
2-3-07 aW 61-55
3-3-07 hW 59-44
2-9-08 hW 75-62
3-8-08 aW 54-57

Tarleton State (2-0)

H: 1-0, A: 0-0, N: 1-0

12-15-93 hW 65-51
12-17-94 nW 59-56

Tennessee-Martin (1-0)

H: 0-0, A: 0-0, N: 1-0

12-19-04 nW 75-59

Texas (0-2)

H: 0-1, A: 0-1, N: 0-0

2-8-83 hL 54-74
12-7-83 aL 45-90

Texas-Pan American (17-5)

H: 10-3, A: 7-2, N: 0-0

11-29-82 hW 71-40
1-10-86 hW 75-36
1-28-86 hW 69-58
2-25-86 aL 48-64
1-21-87 aW 66-41
2-21-87 hW 72-36
2-24-90 hW 86-70
2-28-90 aW 80-58
1-30-91 aW 88-72
2-28-91 hW 70-51
11-30-92 aL 57-80
12-16-92 hW 57-61
12-9-92 hW 50-47
11-30-95 aW 67-60
12-9-96 hL 70-72
11-23-97 hW 53-39
1-27-97 aW 62-44
11-15-98 hW 69-46
12-2-98 aW 72-40
11-14-99 hL 71-77
11-24-00 hL 61-68
12-7-00 aW 57-48

UT Arlington (21-23)

H: 14-8, A: 6-14, N: 1-1

1-4-82 hW 56-55
2-8-82 aL 50-75
1-4-83 hW 56-30
1-8-87 hW 67-43
215-88 aL 67-75
1-3-91 hW 83-69
2-4-91 aW 69-63
1-2-92 aL 71-76

2-10-92 aL 71-76
1-28-93 hW 70-63
2-27-93 aL 44-53
1-27-94 hL 52-70
2-26-94 aL 69-76
2-13-95 hW 64-62
3-2-95 aL 61-86
2-19-96 hL 54-66
2-29-96 aL 56-70
1-21-97 aL 43-59
2-22-97 hW 51-43
3-5-97 hL 41-70
1-10-98 hL 51-58
2-14-98 aW 74-63
1-7-99 hL 47-61
2-25-99 aL 52-53
12-30-99 aL 47-54
2-3-00 hL 42-60
21-7-00 hW 66-49
2-10-01 aW 64-42
12-20-01 aW 43-41
1-28-02 hW 51-48
12-3-02 aL 47-56
3-1-03 hW 55-39
1-10-04 aL 47-55
2-18-04 hW 55-43
2-10-05 aL 43-57
2-26-05 hW 48-46
2-16-06 hW 68-67(2OT)
3-8-06 aW 76-75(3OT)
1-23-07 aL 38-67
2-15-07 hL 52-68
3-9-07 nL 52-70
1-24-08 hW 73-56
2-21-08 aW 73-46
3-14-08 nW 77-67

UTEP (16-7)

H: 9-2, A: 6-5, N: 1-0

11-28-81 nW 72-62
2-11-84 hW 92-79
3-3-84 aW 72-68
2-9-85 aW 79-69
3-2-85 hW 78-52
2-8-86 aW 65-58
3-1-86 hW 99-65
2-5-87 hW 72-53
2-28-87 aW 58-52
2-6-88 hW 76-55
2-21-88 aW 59-58
1-6-89 aL 63-76
2-8-89 hW 64-60
1-8-90 aL 64-66
2-17-90 hL 64-69
12-4-90 aL 76-78
2-12-91 hW 86-61
12-17-92 aL 47-75
1-11-93 hL 32-54
11-24-00 hW 58-54
11-28-03 hW 52-49
12-4-04 aW 54-50
11-17-06 aL 47-80

Texas A&M (4-9)

H: 2-4, A: 2-5, N: 0-0

12-3-83 aW 67-57
1-21-82 hL 51-60
2-19-83 aL 48-53
11-29-84 aL 64-84
1-5-84 hL 66-70
1-8-85 aW 61-51
1-6-86 hW 57-54
12-4-88 hL 58-69
12-19-91 hL 69-84
12-11-92 hW 75-59
12-3-00 aL 48-78
12-1-01 aL 54-67
11-30-04 aL 48-74

Texas A&M-Corpus Christi (3-5)

H: 2-2, A: 1-3, N: 0-0

11-25-02 hL 59-67





11-21-03	aL	48-57
11-19-04	hL	44-66
11-29-05	aL	44-56
1-27-07	aL	69-71
2-24-07	hW	61-43
2-2-08	hW	65-56
3-1-08	aW	60-47

Texas A&M-Kingsville (7-1)

H: 4-1, A: 1-0, N: 2-0

11-27-81	nW	82-69
1-30-82	nW	75-62
12-16-85	aW	71-38
1-17-87	hW	79-43
12-5-92	hW	73-46
12-11-93	hL	44-63
12-3-94	hW	60-53
11-25-95	hW	59-56

TCU (0-1)

H: 0-0, A: 0-1, N: 0-0

12-5-95	aL	58-78
---------	----	-------

Texas Lutheran (4-1)

H: 3-0, A: 1-1, N: 0-0

12-1-82	hW	80-62
12-19-82	aL	51-60
12-2-83	hW	92-57
1-19-83	aW	70-54
12-11-90	hW	88-54

Texas Southern (11-3)

H: 9-1, A: 2-2, N: 0-0

2-19-83	hL	73-80
12-1-85	hW	84-57
11-26-86	aW	69-68
1-4-86	hW	68-54
1-26-91	hW	80-68
2-7-91	aW	72-52
12-12-93	aL	62-78
12-17-93	hW	76-63
1-2-95	hW	62-52
12-20-96	hW	65-60
12-5-97	hW	91-30
12-16-98	hW	80-37
12-19-01	aL	39-47
11-23-04	aW	57-55
12-12-05	hW	41-33

Texas State (21-29)

H: 11-15, A: 10-14, N: 0-0

11-2-81	aW	89-69
12-10-82	hL	53-55
12-1-83	aW	69-66
1-3-84	hW	99-73
11-29-84	hW	66-59
1-24-85	aL	69-71(OT)
11-30-85	hW	72-58
2-11-86	aL	66-69
12-8-86	hW	77-66
2-16-87	aW	81-75
2-1-88	aL	62-84
3-1-88	hW	81-67
12-5-88	hL	64-78
2-27-89	aW	79-78
1-3-90	aL	64-66
2-1-90	hL	64-66
3-2-91	hL	58-73
1-25-92	aL	54-56
2-22-92	hL	45-61
1-16-93	hL	48-78
2-13-93	aL	43-96
1-8-94	hL	48-72
2-5-94	aL	43-78
1-21-95	hL	51-68
2-16-95	aL	44-72
1-27-96	hL	57-78

2-24-96	aL	52-67
1-25-97	hL	55-64
2-15-97	aL	50-57
1-29-98	aW	64-48
1-23-99	aL	49-59
2-27-99	hW	73-64
1-29-00	hW	66-65
3-4-00	aL	61-84
2-19-01	aW	73-50
1-27-01	hW	69-51
2-18-02	hW	56-46
2-2-02	aW	56-41
1-25-03	aW	67-56
2-22-03	hW	63-56
3-15-03	hL	56-68
1-21-04	hL	43-44
2-25-04	aW	71-46
2-12-05	hW	71-69
3-4-05	aL	58-61 (OT)
2-18-06	hL	71-73 (OT)
1-20-07	hL	64-76
2-17-07	aL	60-63
1-26-08	aW	81-68
2-23-08	hL	85-79

Texas Tech (0-10)

H: 0-3, A: 0-7, N: 0-0

2-15-83	aL	76-86
12-1-83	hL	64-72
12-13-86	aL	62-75
12-8-87	aL	50-67
12-17-88	aL	53-92
12-20-89	hL	65-82
11-22-97	hL	44-57
12-2-98	aL	39-93
11-14-03	aL	48-76
11-10-06	aL	58-66

Texas Women's University (2-0)

H: 1-0, A: 0-0, N: 1-0

1-23-82	hW	71-51
2-6-82	nW	56-40

Tulane (2-1)

H: 0-0, A: 2-1, N: 0-0

1-31-87	aW	69-66
2-16-91	aW	98-93
12-21-07	aL	76-42

Tulsa (1-5)

H: 0-3, A: 1-2, N: 0-0

12-30-96	hL	81-68
11-21-98	aW	69-63
11-22-04	aL	60-80
11-22-05	hL	41-63
11-25-06	hL	57-61
12-1-07	aL	56-78

Virginia Tech (0-1)

H: 0-0, A: 0-0, N: 0-1

12-20-07	nL	59-84
----------	----	-------

Wayland Baptist (1-0)

H: 0-0, A: 0-1, N: 0-0

11-30-91	hL	64-73
----------	----	-------

Weber State (1-0)

H: 1-0, A: 0-0, N: 0-0

11-23-07	hW	73-45
----------	----	-------

West Texas State (2-6)

H: 2-1, A: 0-3, N: 0-2

1-29-82	nL	61-67
2-4-84	hW	72-69
2-18-84	aL	54-69
2-2-85	aL	67-83

2-16-85	hW	73-54
3-9-85	nL	64-79
2-1-86	aL	43-85
2-15-86	hL	56-59

West Virginia (1-0)

H: 0-0, A: 0-0, N: 0-0

11-18-05	nW	57-54
----------	----	-------

Wichita State (0-2)

H: 0-1, A: 0-1, N: 0-0

12-2-02	aL	46-69
11-30-03	hL	54-63

Wisconsin-Green Bay (1-0)

H: 0-0, A: 1-0, N: 0-0

1-24-88	aW	62-57
---------	----	-------

Wyoming (0-2)

H: 0-0, A: 0-0, N: 0-0

1-12-89	aL	67-70
1-13-90	hL	59-68



NCAA PARTICIPANT

UTSA vs. All-Time Opponents

Opponent	W	L	First Meeting	Last Meeting
Air Force Academy	1	2	12-2-95	12-19-98
Alabama	0	2	12-5-86	12-5-03
Alaska-Anchorage	0	1	2-23-91	2-23-91
Alcorn State	1	0	12-30-03	12-30-03
Angelo State	2	1	1-11-82	11-27-93
Arizona State	0	3	12-19-99	12-19-05
Arkansas	0	3	12-12-87	1-9-89
Arkansas-Little Rock	2	2	1-14-88	12-2-06
Auburn	0	1	12-30-01	12-30-01
Baylor	6	5	12-5-81	12-16-96
Belmont	2	0	12-19-98	11-11-07
Buffalo	0	1	12-30-05	12-30-05
Butler	1	0	11-24-01	11-24-01
UC Irvine	1	1	12-20-97	11-26-99
Cal State Bakersfield	0	1	12-8-06	12-08-06
Central Arkansas	2	0	1-11-07	1-17-08
Colorado State	1	2	1-20-87	12-31-05
Creighton	2	2	12-18-85	3-2-89
Dartmouth	0	1	12-21-91	12-21-91
Davidson	1	0	12-3-05	12-3-05
Denver	0	1	11-29-03	11-29-03
Duke	0	1	12-7-90	12-7-90
Eastern Illinois	0	1	12-4-93	12-4-93
Eastern Washington	1	0	11-24-06	11-24-06
East Texas State	2	0	1-12-87	1-7-88
Florida A&M	1	0	11-19-05	11-19-05
Florida International	0	1	12-14-07	12-14-07
Fordham	0	1	12-28-98	12-28-98
Georgia Southern	1	0	11-23-07	11-23-07
Hardin-Simmons	10	0	12-11-82	11-28-97
Houston	0	15	11-25-81	11-18-01
Houston Baptist	1	0	11-20-99	11-30-99
Howard Payne	1	0	12-7-96	12-7-96
Huston-Tillotson	3	0	1-17-83	11-4-07
Idaho	0	1	12-14-84	12-14-84
Idaho State	1	0	11-25-00	11-25-00
Iona	1	0	12-9-88	12-9-88
Iowa State	0	1	12-1-95	12-1-95
Kansas State	0	1	12-31-03	12-31-03
Kent State	1	1	12-3-93	12-30-06
Lamar	14	12	1-9-82	3-15-08
Louisiana-Lafayette	3	1	12-5-87	12-6-97
Louisiana-Monroe	10	20	1-4-85	1-28-06
Louisiana Tech	0	2	12-15-84	12-2-05
McNeese State	14	17	1-9-92	2-28-08
Midwestern State	0	1	11-26-95	11-26-95
Minnesota	0	2	11-23-84	12-31-84
Mississippi State	1	0	11-24-84	11-24-84
Missouri	0	2	11-22-84	12-10-88
Missouri-Kansas City	1	3	2-10-88	2-12-90
Missouri State	2	0	12-31-83	11-29-07
Nevada-Las Vegas	1	3	11-18-98	12-21-06
Nevada-Reno	1	0	11-29-86	11-29-86
New Mexico	0	2	12-8-01	12-8-02
New Mexico State	3	3	2-23-88	11-19-06
New Orleans	1	2	2-2-87	11-24-07
Nicholls	24	11	2-2-89	2-16-08

Opponent	W	L	First Meeting	Last Meeting
Northwestern State	9	25	1-18-92	1-19-08
North Texas	6	13	2-5-82	11-22-02
Northern Arizona	1	1	2-24-91	1-5-94
Northern Illinois	0	1	2-22-91	2-22-91
Oklahoma	0	5	11-28-86	11-23-98
Oklahoma City	4	0	1-23-84	2-25-85
Oklahoma State	0	2	11-28-87	12-16-02
Oral Roberts	4	6	1-21-84	12-15-02
Pacific	0	1	12-20-91	12-20-91
Pepperdine	1	1	12-31-87	12-29-89
Prairie View A&M	10	3	1-27-83	11-16-04
Purdue	0	1	12-20-06	12-20-06
Quinnipiac	1	0	12-31-04	12-31-04
Rice	6	0	1-10-83	12-3-85
Samford	1	0	12-30-04	12-30-04
Sam Houston State	26	13	11-24-82	3-1-07
San Diego	0	1	12-28-01	12-28-01
San Diego State	1	0	12-30-89	12-30-89
Santa Clara	1	0	1-4-04	1-4-04
Schreiner	9	0	11-25-89	12-11-99
Seton Hall	0	1	11-27-04	11-27-04
SMU	2	7	2-16-82	1-2-08
South Alabama	0	1	12-2-88	12-2-88
Southern Utah	0	1	12-16-03	12-16-03
Southeastern Louisiana	18	8	1-21-89	2-14-08
Southwestern	7	0	1-30-82	1-25-86
St. Mary's	11	0	1-9-84	1-22-90
Stephen F. Austin	7	30	12-20-86	3-8-08
Tarleton State	2	0	12-15-93	12-17-94
Tennessee-Martin	1	0	12-19-04	12-19-04
Texas	0	2	2-8-82	12-7-83
Texas A&M	4	10	12-3-81	3-22-08
Texas A&M-Corpus Christi	3	5	11-21-02	3-1-08
Texas A&M-Kingsville	7	1	11-27-81	11-25-95
TCU	0	1	12-5-95	12-5-95
Texas Lutheran	4	1	12-1-81	12-11-90
Texas-Pan American	17	5	11-29-81	12-7-00
Texas Southern	11	3	1-6-83	12-12-04
Texas State	21	29	11-2-81	2-23-08
Texas Tech	0	10	2-15-82	11-10-06
Texas Woman's Univ.	2	0	1-23-82	2-6-82
Tulane	2	0	1-31-86	2-16-91
Tulsa	1	5	12-30-96	12-1-07
UT Arlington	21	23	1-4-82	3-14-08
UTEP	16	7	11-28-81	11-17-06
Virginia Tech	0	1	12-20-07	12-20-07
Wayland Baptist	1	0	11-30-90	11-30-90
Weber State	1	0	11-23-07	11-23-07
West Texas State	2	6	1-29-82	2-15-86
West Virginia	1	0	11-18-05	11-18-05
Wichita State	0	2	12-2-01	11-30-02
Wisconsin-Green Bay	1	0	1-24-88	1-24-88
Wyoming	0	2	1-12-89	1-13-90
TOTALS	379	368	.507	

UTSA



UTSA All-Time Letterwinners

Player	Pts	Rebs	Gms	Yrs
Aalbers, Kristel	46	27	18	1997-98
Aguirre, Denise	60	40	22	1982-86
Alexander, Dawn	11	9	18	1994-95
Allbright, Karen	2	3	6	1989-90
Alkek, Amy	493	195	53	1986-88
Altwein, Stephanie	45	46	36	1989-91
Anderson, Onika	352	228	26	2007-P
Archambault, Annie	421	329	74	1991-94
<hr/>				
Baldwin, Lora	6	8	4	2001-02
Bartlesmeyer, Amy	131	77	26	1995-96
Baurels, Trisha	0	5	10	1996-97
Blau, Lacy	14	13	14	2004-05
Beene, Tiffany	30	17	24	1987-88
Bloom, Delores	8	2	3	2005-06
Bogan, Tia	299	150	60	2004-08
Boldt, Tisha	1,391	675	111	1986-91
Boyland, Melissa	78	55	22	1988-89
Brock, Sarah	171	126	45	1999-01
Brockman, Carmen	525	392	79	1989-92
Brown, Destiny	28	99	65	2005-06
Brown, Kalinda	4	8	10	1990-91
Burks, Regan	28	36	25	2006-08
<hr/>				
Camacho, Tina	535	221	89	1981-86
Cannon, Alice	307	209	51	1983-85
Carlucci, Michelle	136	58	47	1992-94
Charlier, Nanette	52	90	31	1983-86
Churman, Renda	738	375	108	1997-01
Coleman, Tiffany	11	4	13	2002-03
Collins, Tijwana	196	209	57	2002-04
Costanza, Lynn	79	41	16	1985-86
Coulter, Jody	21	10	9	1994-95
Crafts, Krystal	17	12	14	1992-93
Craddock, Latonia	72	27	15	1999-00
Culpepper, Donna	86	72	24	1988-89
<hr/>				
Dancy, Kisha	472	194	51	1994-96
Daniel, Ginger	81	44	22	1993-94
Davis, Terrie	1,052	387	118	2004-08
DeMarte, Chelsea	94	61	29	2000-01
Dewey, Carla	4	2	4	1995-96
Dorsey, Katrina	197	141	74	1999-02
Dube, Becky	37	16	11	1982-83
Duncan, Kim	402	239	55	1983-85
Dunmyer, Brooke	40	29	21	1994-95
Dunson, Nicole	476	112	54	2004-06
<hr/>				
Eitner, Stacey	8	7	8	1982-83
Elsasser, Erin	131	87	26	1995-96
Emory, Mantha	434	334	52	1993-95
Evenello, Suzette	65	51	24	1986-88
Ewalefo, Vivian	846	454	60	2005-07
<hr/>				
Ferguson, Lisa	96	126	27	1989-90
Fitzgerald, Kate	353	260	51	2000-02
Follis, Amber	204	121	52	1996-99
Forestier, Denise	517	205	38	1990-92
Foster, Amanda	268	140	33	2007-08
Foster, Niki	437	218	56	2000-02
Fox, Farren	29	104	46	2005-06
Freeman, Lynsey	30	211	96	2006-07
Frisce, Katherine	2	5	3	1990-91
Fritz, Denise	251	322	54	1983-85
<hr/>				
Garcia, Andrea	43	13	40	2005-P
Garcia, Genny	78	38	18	1999-01
Garza, Alma	2	7	3	1991-92

Gaskin, Karen	762	307	54	1988-90
Geppert, Kirsten	56	72	20	1998-99
Gibbs, Monica	946	681	90	2005-P
Gray, Robyn	12	10	20	1994-95
Greer, Lyndsey	338	187	102	2001-05
Gregg, Amber	146	42	32	2007-P
Gregg, Jenn	77	24	15	1981-82
Griffin, Vernitta	17	31	15	1986-87
Groves, Debbye	877	550	101	1984-88
Guerra, Jessica	6	5	15	1992-93
<hr/>				
Haglund, Melissa	60	78	28	1987-88
Hall, Rikki	2	4	7	2001-02
Harsh, Kristen	1	4	6	1996-97
Hausenfluke, Melinda	678	326	108	1990-94
Hegedus, Kristina	10	6	12	1995-96
Hendrix, Nikki	1,122	435	78	2001-04
Hoffman, Rhonda	661	225	102	1983-87
Holliday, Dewella	589	290	55	2002-04
Hollins, Ruby	0	1	2	1983-84
Holt, Marsha	155	171	36	1981-83
Howard, Joyce	349	188	53	1996-98
Hurd, Shadana	11	5	12	2000-01
<hr/>				
Jackson, Tanisha	246	182	28	2002-03
Johnson, Breezy	205	139	37	1995-97
Johnson, Danielle	115	61	19	1999-00
Jones, Donelle	176	166	26	1998-99
Jones, Stephanie	184	64	55	1992-94
<hr/>				
Kendrick, Sarah	32	6	17	2000-01
King, Ankara	422	316	46	1992-94
King, Deanna	103	41	33	1987-89
King, Denise	19	20	6	1990-91
King, Keisha	6	7	7	1999-00
Knighton, Maggie	4	9	9	1997-98
Kroen, Karen	341	118	87	1983-87
<hr/>				
Laing, Courtney	200	119	52	2006-08
Layton, Beth	87	24	26	2002-03
Lewis, Sharon	26	17	18	1987-88
Lloyd, Kelly	25	36	22	1989-90
Luke, Joyce	164	104	75	1992-95
Lum, Allison	235	206	52	1985-87
<hr/>				
Maddox, Jacque	52	50	29	2000-03
Martin, Michelle	1,189	590	103	1989-93
Martinovich, Margaret	1,480	778	108	1981-85
Matthews, Portia	279	226	30	1990-91
Maxwell, Kim	1,081	333	81	1981-84
McCrorry, Marlees	73	47	30	1999-01
McKay, Kara	40	47	28	2005-08
McReynolds, Linda	329	149	53	1981-83
Mingee, Lacy	898	453	113	2001-06
<hr/>				
Nance, Laura	5	6	3	1991-92
Nelson, Sherika	184	50	24	1995-97
Nickel, Shelly	4	1	3	1996-97
Northern, Latifa	717	381	109	1998-02
<hr/>				
Owens, Carol	81	57	17	1987-88
Oliveira, Ana	199	107	101	2003-07
<hr/>				
Park, Nichelle	38	37	25	2005-06
Parks, Richelle	388	224	28	2004-05
Pavell, Cindy	415	271	27	1981-82
Pawlaczyk, Ryba	48	25	27	2007-P
Pepper, Tracey	299	135	52	1993-95
Prior, Victoria	11	13	10	2004-05

Prose, Amber	325	191	54	2000-02
Rampley, Julie	513	335	58	2000-03
Ramsey, Derrilene	106	96	27	1988-89
Ransom, Nicole	397	120	48	1988-90
Ray, Tanya	106	83	22	1994-95
Reed, Kim	375	205	86	2001-05
Rhodes, Stesha	121	86	26	1998-99
Rhyner, Wendy	12	4	3	1989-90
Riedel, Robin	2	7	4	1992-93
Risien, J.J.	73	43	24	2003-05
Roberson, Soonja	455	299	77	1995-98
Roberts, Tameka	47	48	12	1997-98
Robbins, Sherelia	31	20	21	1991-92
Rogers, Tammy	1,340	513	96	1987-91
Romagosa, Amy	97	51	26	1994-95
Ross, Philicia	578	226	95	1990-94
Rossi, Zeena	0	0	1	1988-89
<hr/>				
Salinas, Annie	0	0	1	2001-02
Sandefur, Katie	782	473	116	2002-06
Schaffer, Stephanie	206	119	53	1995-97
Schmitt, Cheryl	2	3	2	1981-82
Seale, Shelley	335	145	54	1981-83
Siler, Marci	30	26	19	1999-00
Singleton, Angel	1,557	730	105	1993-98
Smith, Erica	193	123	53	1988-90
Smith, Lisa	215	280	47	1995-97
Smith, Rosie	879	239	54	1997-99
Smith, Sonya	414	289	49	1985-87
Smith, Tamara	197	146	31	1994-96
Spencer, Sabirah	182	65	23	1997-99
Stark, Jordan	269	108	31	2007-P
Stimson, Sara	17	7	17	1990-91
Stone, Theresa	87	41	24	1983-84
Swoboda, Summer	365	241	55	1996-98
Swords, Stephanie	44	33	53	2003-05
<hr/>				
Thomas, Kristen	15	34	19	1984-86
Thompson, Felicia	55	18	19	1981-85
Tilghman, Tammie	108	86	9	1988-89
Tucker, Katina	64	52	25	1993-94
<hr/>				
Van Auken, Celeste	58	32	28	1984-87
Vanderbilt, Jene	501	273	97	1998-02
Vaughn, Candice	47	28	23	1997-98
Vogts, Karen	62	72	17	1982-83
<hr/>				
Walker, Chekesha	6	2	4	1999-00
Watkins, Latoyia	8	9	15	1996-97
Watson, D'Ann	143	134	27	1991-92
Wells, Valerie	828	401	54	1982-84
Westfall, Toni	84	48	25	1996-97
Williams, LaQuitta	0	0	6	1992-93
Williams, Starlite	1,607	636	97	1983-87
Williams, Tiffany	627	544	102	1990-94
Wilson, Keelah	538	342	53	1998-00
Wilson, Sharon	1,172	411	102	1985-89
<hr/>				
Yarborough, Lynette	1	0	1	1985-86
York, Whitney	316	89	33	2007-P
<hr/>				
Ziegler, Holly	126	65	64	2001-05

UTSA