


UTSA Career & Season Records



Roadrunner Basketball
UTSA Career Top 10 Lists

Points Scored			Scoring Average			Assists		
Name	Yr.	Points	Name	Games	Avg	Name	Games	Assists
1. Starlite Williams	1983-87	1,607	1. Starlite Williams	97	16.5	1. Tammy Rogers	96	406
2. Angel Singleton	1994-98	1,557	2. Rosie Smith	54	16.2	2. Rhonda Hoffman	102	375
3. Margaret Martinovich	1981-85	1,480	3. Valerie Wells	54	15.3	3. Sharon Wilson	102	355
4. Tisha Boldt	1986-91	1,391	4. Angel Singleton	105	14.8	4. Joyce Howard	53	333
5. Tammy Rogers	1987-91	1,340	5. Nikki Hendrix	78	14.4	5. Shelley Seale	54	296
6. Michelle Martin	1989-93	1,189	6. Karen Gaskin	54	14.1	6. Monica Gibbs	57	277
7. Sharon Wilson	1985-89	1,172	Vivian Ewalefo	60	14.1	7. Kim Reed	112	272
8. Nikki Hendrix	2001-04	1,122	8. Tammy Rogers	96	13.9	8. Karen Kroen	73	263
9. Kim Maxwell	1981-84	1,081	9. Margaret Martinovich	108	13.7	9. Kim Maxwell	81	259
10. Lacy Mingee	2001-06	904	10. Denise Forestier	38	13.6	10. Julie Rampley	58	219

Assists Average			Rebounding			Rebounding Average		
Name	Games	Avg	Name	Games	Reb	Name	Games	Avg
1. Joyce Howard	53	6.2	1. Margaret Martinovich	108	778	1. Margaret Martinovich	108	7.2
2. Shelley Seale	54	5.5	2. Angel Singleton	105	730	2. Angel Singleton	105	6.9
3. Monica Gibbs	57	4.8	3. Tisha Boldt	111	675	3. Starlite Williams	97	6.6
4. Tammy Rogers	96	4.2	4. Starlite Williams	97	636	4. Tisha Boldt	111	6.1
5. Julie Rampley	53	3.8	5. Michelle Martin	103	590	5. Michelle Martin	103	5.7
6. Rhonda Hoffman	102	3.6	6. Debbeye Groves	101	550	6. Debbeye Groves	101	5.5
Karen Kroen	73	3.6	7. Tiffany Williams	102	544	7. Tiffany Williams	102	5.3
8. Sharon Wilson	102	3.5	8. Tammy Rogers	96	513	8. Lacy Mingee	113	4.8
9. Kim Maxwell	81	3.2	9. Katie Sandefur	116	473	9. Katie Sandefur	116	4.1
10. Kim Reed	112	2.4	10. Vivian Ewalefo	60	454	10. Sharon Wilson	102	4.0

Steals			3-pt FG Made			Field Goals Made		
Name	Games	ST	Name	Games	3-pt	Name	Games	Avg
1. Starlite Williams	97	281	1. Philicia Ross	95	121	1. Starite Williams	97	674
2. Michelle Martin	103	227	2. Terrie Davis	86	113	2. Margaret Martinovich	108	589
3. Sharon Wilson	102	223	3. Nicole Dunson	54	98	3. Tisha Boldt	111	561
4. Rhonda Hoffman	102	222	4. Rosie Smith	54	94	4. Angel Singleton	105	506
5. Tammy Rogers	96	165	5. Tammy Rogers	96	86	5. Kim Maxwell	81	502
6. Angel Singleton	105	150	6. Julie Rampley	53	78	6. Sharon Wilson	102	460
7. Latifa Northern	109	144	7. Denise Forestier	38	61	7. Tammy Rogers	96	451
8. Joyce Howard	53	137	8. Kim Reed	112	60	8. Michelle Martin	103	444
9. Terrie Davis	86	133	9. Kisha Dancy	51	56	9. Nikki Hendrix	81	426
10. Melinda Hausenfluke	83	122	10. Michelle Martin	103	55	10. Valerie Wells	54	367

Blocks			Games Played			Games Started		
Name	Games	ST	Name	Years	Games	Name	Starts	
1. Kim Duncan	55	93	1. Katie Sandefur	2002-06	116	1. Angel Singleton	99	
2. Starlite Williams	97	88	2. Lacy Mingee	2001-06	113	2. Starlite Williams	92	
3. Mantha Emory	52	81	3. Kim Reed	2001-05	112	3. Tammy Rogers	90	
4. Lacy Mingee	113	73	4. Tisha Boldt	1987-91	111	4. Tisha Boldt	87	
5. Katie Sandefur	116	66	5. Latifa Northern	1998-02	109	5. Latifa Northern	83	
6. Keelah Wilson	52	61	6. Margaret Martinovich	1981-85	108	6. Kim Maxwell	81	
7. Sharon Wilson	102	58	Melinda Hausenfluke	1990-94	108	Melinda Hausenfluke	81	
8. Carmen Brockman	79	57	8. Renda Churman	1997-01	107	8. Katie Sandefur	80	
9. Valerie Wells	54	55	9. Angel Singleton	1993-98	105	9. Michelle Martin	78	
10. Monica Gibbs	57	43	10. Michelle Martin	1989-93	103	10. Margaret Martinovich	77	

Roadrunner Basketball
UTSA Single Season Top 10 Lists



Points			Scoring Average			Assists		
Name	Games	Points	Name	Games	Avg	Name	Games	Assists
1. Tammy Rogers (90-91)	30	582	1. Starlite Williams (86-87)	26	20.7	1. Tammy Rogers (90-91)	30	217
2. Starlite Williams (86-87)	26	538	2. Tammy Rogers (90-91)	30	19.4	2. Joyce Howard (97-98)	28	201
3. Starlite Williams (84-85)	28	493	3. Nikki Hendrix (03-04)	23	17.7	3. Shelley Seale (82-83)	27	173
4. Vivian Ewalefo (06-07)	30	480	4. Starlite Williams (84-85)	28	17.6	4. Tammy Rogers (89-90)	28	171
5. Margaret Martinovich (82-83)	27	469	5. Starlite Williams (84-85)	16	17.1	5. Tammy Rogers (88-89)	26	158
6. Valerie Wells (83-84)	27	452	6. Valerie Wells (83-84)	27	16.7	6. Monica Gibbs (06-07)	29	139
7. Margaret Martinovich (84-85)	28	451	7. Angel Singleton (96-97)	26	16.2	7. Monica Gibbs (05-06)	28	138
8. Rosie Smith (98-99)	26	443	8. Vivian Ewalefo (06-07)	30	16.0	8. Joyce Howard (96-97)	25	132
Karen Gaskin (89-90)	28	443	9. Karen Gaskin (89-90)	28	15.8	9. Amber Follis (98-99)	26	128
10. Rosie Smith (97-98)	28	436	10. Rosie Smith (97-98)	28	15.6	10. Sharon Wilson (88-89)	26	126

Assists Average			Rebounding			Rebounding Average		
Name	Games	Avg	Name	Games	Reb	Name	Games	Avg
1. Tammy Rogers (90-91)	30	7.23	1. Cindy Pavell (81-82)	27	271	1. Cindy Pavell (81-82)	27	10.0
2. Joyce Howard (97-98)	28	7.17	2. Tisha Boldt (87-88)	30	262	2. Margaret Martinovich (82-83)	27	9.1
3. Shelley Seale (82-83)	27	6.40	3. Margaret Martinovich (82-83)	27	247	Keelah Wilson (99-00)	28	9.1
4. Joyce Howard (96-97)	25	5.28	4. Keelah Wilson (99-00)	28	245	4. Tisha Boldt (90-91)	30	8.7
5. Amber Follis (98-99)	26	4.92	5. Monica Gibbs (06-07)	29	235	5. Monica Gibbs (06-07)	29	8.1
Monica Gibbs (05-06)	28	4.92	6. Vivian Ewalefo (05-06)	30	229	6. Richelle Parks (04-05)	28	8.0
7. Sharon Wilson (88-89)	26	4.84	7. Vivian Ewalefo (06-07)	30	225	7. Vivian Ewalefo (05-06)	30	7.6
8. Monica Gibbs (06-07)	29	4.79	8. Richelle Parks (04-05)	28	224	8. Portia Matthews (90-91)	30	7.5
9. Shelley Seale (81-82)	27	4.55	9. Starlite Williams (84-85)	28	221	Vivian Ewalefo (05-06)	30	7.5
10. Tracey Pepper (94-95)	26	4.31	10. Valerie Wells (83-84)	27	213	Carmen Brockman (91-92)	27	7.5

Steals			3-pt FG Made			Field Goals Made		
Name	Games	ST	Name	Games	3-pt	Name	Games	FG
1. Starlite Williams (86-87)	26	92	1. Tammy Rogers (90-91)	30	56	1. Starite Williams (86-87)	26	229
2. Joyce Howard (97-98)	28	79	2. Terrie Davis (06-07)	30	54	2. Starite Williams (84-85)	28	204
3. Michelle Martin (92-93)	26	76	3. Rosie Smith (97-98)	28	53	3. Valerie Wells (83-84)	27	195
4. Tammy Rogers (90-91)	30	74	4. Nicole Dunson (05-06)	29	52	4. Margaret Martinovich (82-83)	27	190
5. Sharon Wilson (88-89)	26	71	5. Nicole Dunson (04-05)	25	46	5. Kim Maxwell (83-84)	27	188
Sherika Nelson (95-96)	23	71	6. Sheika Nelson (95-96)	23	43	6. Tisha Boldt (84-85)	28	184
7. Starlite Williams (83-84)	27	70	Lynsey Freeman (06-07)	30	43	Margaret Martinovich (84-85)	28	184
8. Valerie Wells (83-84)	27	69	8. Philicia Ross (91-92)	27	42	8. Vivian Ewalefo (06-07)	30	183
Amber Prose (00-01)	28	69	9. Rosie Smith (98-99)	26	41	9. Tammy Rogers (90-91)	30	180
10. Three tied		67	Julie Rampley (02-03)	29	41	10. Keelah Wilson (99-00)	28	164

Blocks			Games Played			Career Games Started		
Name	Games	BK	Name	Games		Name	Games	Starts
1. Kim Duncan (84-85)	28	57	1. Tisha Boldt (90-91)	30		1. Tisha Boldt (90-91)	30	30
2. Mantha Emory (94-95)	26	50	Tia Bogan (06-07)	30		Terrie Davis (06-07)	30	30
3. Keelah Wilson (99-00)	28	41	Terrie Davis (06-07)	30		3. Renda Churman (00-01)	29	29
4. Kim Duncan (83-84)	27	36	Vivian Ewalefo (05-06)	30		Nicole Dunson (05-06)	29	29
Starlite Williams (86-87)	26	36	Lynsey Freeman (06-07)	30		Vivian Ewalefo (06-07)	29	29
6. Valerie Wells (83-84)	27	34	Melinda Hausenfluke (90-91)	30		Katie Sandefur (05-06)	29	29
7. Mantha Emory (93-94)	26	31	Portia Matthews (90-91)	30		7. Terrie Davis (05-06)	28	28
8. Sharon Wilson (87-88)	26	30	Lacy Mingee (05-06)	30		Monica Gibbs (06-07)	28	28
9. Nikki Foster (01-02)	28	29	Tammy Rogers (90-91)	30		Lynsey Freeman (06-07)	28	28
10. Two tied		27	Katie Sandefur (05-06)	30		Julie Rampley (02-03)	28	28



Roadrunner Basketball

UTSA Team Records

Most Points in a Game

Pts.	Opponent	Date	Site
1. 113	Schreiner	11-24-90	Convo.
2. 113	Okla. City	2-27-84	Convo.
3. 105	PV-A&M	12-7-93	Convo.
4. 100	St. Mary's	1-24-89	Convo.
100	Southwestern	11-28-83	Convo.

In Convocation Center

113, Schreiner _____ (11-24-90)

On a Neutral Court

100 vs St. Mary's _____ (1-24-89)
HemisFair Arena

On Opponent's Home Court

98 at Tulane 98-93 OT _____ (2-16-91)

In A UTSA Loss

89 at Alaska-Anchorage _____ (2-23-91)

In A Season Opener

113 vs. Schreiner _____ (11-24-90)

Most Points/Conference

Pts.	Opponent	Date	Site
1. 92	Nicholls State	2-17-94	UTSA
2. 90	Lamar	3-6-01	UTSA
90	SE Louisiana	3-3-01	UTSA
4. 88	Northwestern St.	1-3-98	Away
88	Prairie View A&M	11-26-04	UTSA
6. 83	SE Louisiana	1-6-00	UTSA

Fewest Points

Pts.	Opponent	Date	Site
1. 32	S.F. Austin	3-9-01	Bossier City
2. 32	UTEP	1-11-93	UTSA
3. 35	Arizona St.	12-19-99	UTSA
4. 36	Nicholls State	1-17-98	Away
5. 38	New Mexico	12-8-01	UTSA
38	Texas-Arlington	1-23-07	Away

Fewest Points/Conference

Pts.	Opponent	Date	Site
1. 32	S.F. Austin	3-9-01	Bossier City
2. 36	Nicholls State	1-17-98	Away
3. 38	Texas-Arlington	1-23-07	Away
4. 39	Lamar	2-4-02	Away
5. 42	Sam Houston	2-2-02	Away
42	Lamar	1-11-01	UTSA
42	S.F. Austin	1-14-95	UTSA

Fewest Points in a Half

Pts.	Opponent	Date	Site
10	Texas-Arlington	1-21-97	Away
14	Texas-Arlington	1-23-07	Away

Most Points in an Overtime Period

Pts.	Opponent	Date	Site
15	Sam Houston St.	2-3-05	UTSA

Most Rebounds

Reb.	Opponent	Date	Site
64	PV-A&M	2-8-90	Away
	Louisiana-Monroe	12-30-93	Away

Most Rebounds/Conference

Reb.	Opponent	Date	Site
1. 50	Northwestern State	1-19-02	Away
2. 49	Nicholls State	2-2-95	UTSA

Biggest Rebound Margin

Reb.	Opponent	Date	Site
27 (68-41)	PV-A&M	12-7-93	UTSA

Most Field Goals

FG	Opponent	Date	Site
45	Schreiner	11-24-90	UTSA

Most Field Goals/Conference

FG	Opponent	Date	Site
34	McNeese	2-3-01	UTSA

Fewest Field Goals

FG	Opponent	Date	Site
11	Nicholls St.	1-17-98	Away
13	Texas-Arlington	1-23-07	Away

Fewest Field Goals Attempts

FG	Opponent	Date	Site
36	Baylor	12-16-96	Away

Highest Field Goal Percentage

FG%	Opponent	Date	Site
70.6	Texas Southern	12-5-96	UTSA

Highest FG%/Conference

FG%	Opponent	Date	Site
59.6	Nicholls St.	2-1-03	Away
57.9	McNeese St.	2-22-07	Home

Lowest Field Goal Percentage

FG%	Opponent	Date	Site
21.2	Nicholls St.	1-17-98	Away

Most Free Throws Made

FT	Opponent	Date	Site
1. 33	Oral Roberts	2-22-86	Away
33	Texas Tech	12-17-88	Away
3. 32	Southwestern	12-25-86	Home

Most Free Throws Made/Conference

FT	Opponent	Date	Site
29	Sam Houston	2-1-07	Home
27	Lamar	2-23-05	Home

Fewest Free Throws Made

FT	Opponent	Date	Site
1	PV-A&M	2-10-83	UTSA
	Texas-Pan American	12-9-92	UTSA

Fewest Free Throws Made/Conference

FT	Opponent	Date	Site
2	Texas-Arlington	2-10-05	Away
4	Lamar	1-6-07	Away

Most Free Throw Attempts

FTA	Opponent	Date	Site
44	Texas Tech	12-17-88	Home
	Kent State	12-3-93	Away
43	Eastern Washington	11-24-06	Home
38	Sam Houston	2-1-07	Home

Fewest Free Throw Attempts

FTA	Opponent	Date	Site
3	St. Mary's	2-14-84	UTSA
7	SMU	11-12-06	Away

Fewest Free Throw Attempts/Conference Game

FTA	Opponent	Date	Site
5	Texas-Arlington	2-10-05	Away
10	Lamar	1-6-07	Away

Highest Free Throw Percentage

FT%	Opponent	Date	Site
94.1	Texas Tech	11-10-06	Away
93.8	Sam Houston	1-9-92	Home
90.0	Texas State	1-20-07	Home

Most Three-Point Field Goals in a Game

FG	Opponent	Date	Site
12	Buffalo	12-30-05	Home

Most Three-Point Field Goals/Conference

FG	Opponent	Date	Site
10	Northwestern St.	2-28-93	Away

Most Three-Point Field Goals Attempts/Conference

FGA	Opponent	Date	Site
31	Buffalo	12-30-05	UTSA

Most Assists

AST	Opponent	Date	Site
34	Southwestern	11-22-83	Away
34	Oklahoma City	2-27-84	UTSA

Most Assists/Conference

AST	Opponent	Date	Site
25	McNeese State	2-22-07	Home
22	Sam Houston	2-2-95	Home

Most Steals

ST	Opponent	Date	Site
32	Hardin-Simmons	2-6-84	Away

Most Steals/Conference

ST	Opponent	Date	Site
22	Sam Houston	1-12-95	UTSA

Most Turnovers

TO	Opponent	Date	Site
37	Sam Houston	1-6-96	UTSA

Most Blocked Shots

BLK	Opponent	Date	Site
10	Northwestern St.	3-3-06	Away
9	Arkansas-Little Rock	12-2-06	Away

Most Blocked Shots/Conference

BLK	Opponent	Date	Site
10	Northwestern St.	3-3-06	Away

Most Personal Fouls

PF	Opponent	Date	Site
33	Cal-Irvine	11-26-99	Away

Team • Single Season Records

Most Victories

Wins (W-L)	Season
21 (21-6)	1983-84

Most Victories/Conference

Wins (W-L)	Season
17 (17-3)	2002-03

Fewest Victories

Wins (W-L)	Season
4, (4-23)	1991-92

Fewest Victories/Conference

Wins (W-L)	Season
2, (2-16)	1994-95



Roadrunner Basketball

Most Losses

Losses (W-L) Season
23, (4-23) _____ 1991-92

Most Losses Conference

Losses (W-L) Season
16, (2-16) _____ 1994-95

Fewest Losses

Losses (W-L) Season
6, (21-6) _____ 1983-84

Fewest Losses/Conference

Losses (W-L) Season
1, (9-1) _____ 1984-85

Most Games Played

Games (W-L) Season
30, (18-12) _____ 1990-91
30, (14-16) _____ 2006-07

Longest Winning Streak

Games Season
13, (18-11) _____ 2002-03

Most Points Scored

Points Season
2,388 _____ 1990-91

Most Points Allowed

Points Season
2,229 _____ 1990-91

Highest Scoring Average

Average Season
79.6 _____ 1990-91

Fewest Points Scored

Points Season
1,455 _____ 2001-02

Lowest Scoring Avg.

Avg. Season
52.0 _____ 2001-02

Most Rebounds

Rebounds Season
1,367 _____ 1982-83

Highest Rebound Average

Rebounds Season
45.6 _____ 1990-91

Most Field Goals

FG Season
872 _____ 1983-84

Highest Field Goal Percentage

FG% Season
47.8 (800-1675) _____ 1984-85

Lowest Field Goal Percentage

FG% Season
37.4 (558-1490) _____ 1992-93

Best FG Percentage Defense

FG% Season
36.5 (600-1643) _____ 2004-05

Most Free Throws

FT Season
529 _____ 1989-90

Most Free Throws Made/Conference

FT Season
450 _____ 2006-07

Most Free Throw Attempts

FTA Season
788 _____ 1988-89

Most Free Attempts/Conference

FTA Season
454 _____ 2000-01

Highest Free Throw Percentage

FT% Season
71.5 % (409-572) _____ 1989-90

Most Three-Point Field Goals

3FG Season
126 _____ 2002-03

Most Three-Point Field Goal Attempts

FGA Season
435 _____ 2002-03

Highest Three-Point Field Goal Percentage

3-Pt.% Season
35.6 (144-405) _____ 2005-06

Lowest Three-Point Field Goal Percentage

3-Pt.% Season
24.9 (84-338) _____ 1999-00

Most Assists

Assists Season
529 _____ 1981-82

Most Assists Per Game

Assists Season
19.6 _____ 1981-82

Most Steals

Steals Season
361 _____ 1986-87

Most Steals Per Game

Steals Season
13.9 _____ 1986-87

Most Turnovers

TO Season
679 _____ 1991-92

Most Turnovers Per Game

TO/G Season
25.1 _____ 1991-92

Fewest Turnovers

TO Season
420 _____ 1997-98

Most Blocked Shots

Blocks Season
99 _____ 2005-06

Most Blocked Shots Per Game

Blocks Season
3.76 _____ 1994-95

Most Personal Fouls

Fouls Season
653 _____ 1983-84

Most Disqualifications

DQs Season
28 _____ 1983-84



The first women's basketball team at UTSA. Back row from left to right: Marsha Holt, Kim Maxwell Margaret Martinovich, Denise Fritz, Cindy Pavell. Front row from left to right: Linda McReynolds, Tina Camacho, Shelley Seale, and Felicia Thompson.

Roadrunner Basketball



Starlite Williams' 40 against St. Mary's is the most points in a game by a Roadrunner.



Tammy Rogers' 582 points during the 1990-91 season is the most points scored in a season.

Most Points Scored By A Roadrunner In A Game

Player	Date	Opponent	FG	3PT	FT	PTS
1. Starlite Williams	12-16-86	St. Mary's	16	-	8	40
2. Angel Singleton	2-1-97	Northwestern St.	10	0	16	36
3. Starlite Williams	12-31-84	Minnesota	15	-	4	34
4. Rosie Smith,	1-8-98	Stephen F. Austin	11	7	3	32
Tammy Rogers	12-19-90	Texas A&M	8	4	12	32
6. Tammy Rogers	1-30-91	Texas-Pan American	13	4	1	31
Starlite Williams	12-9-86	Baylor	14	0	3	31
8. Starlite Williams	12-3-86	Houston	10	-	10	30
Starlite Williams	12-3-85	Rice	11	-	8	30
Kim Maxwell	2-27-84	Oklahoma	14	-	2	30
Rosie Smith	2-20-99	Lamar	9	4	8	30

Most Points Scored By A Senior

40, Starlite Williams vs. St. Mary's (12-16-86)

Most Points Scored By A Junior

36, Angel Singleton vs. Northwestern State (2-1-97)

Most Points Scored By A Sophomore

34, Starlite Williams vs. Minnesota (12-31-84)

Most Points Scored By A Freshman

28, Richelle Parks vs. McNeese State (1-20-05)

Most Points Scored In Career Debut

25, Margaret Martinovich vs. Southwest Texas State (11-23-81)

Most Points Scored In Freshman Debut

25, Margaret Martinovich vs. Southwest Texas State (11-23-81)

Most Points Scored In A UTSA Loss

34, Starlite Williams vs. Minnesota (12-31-84)

Most Points Scored At the Convocation Center

40, Starlite Williams vs. St. Mary's (12-16-86)

Most Points Scored On Opponent's Home Court

32, Tammy Rogers at Texas A&M (12-19-90)

Most Points Scored On A Neutral Court

31, Starlite Williams vs. Baylor at Nacogdoches (12-6-86)

Most Points Scored In A Southland Conference Tournament Game

28 by Rosie Smith and Angel Singleton vs S.F. Austin (3-5-98)

Most Points Scored In An SLC Game

36, Angel Singleton vs. Northwestern State (2-1-97)

Most Points Scored In Consecutive Games

58, Starlite Williams (1986-87)

Single • Season

Most Points Scored

Player, Season	G	FG	3Pt	FT	Avg.	Pts.
1. Tammy Rogers (90-91)	30	180	18	167	19.4	582
2. Starlite Williams (86-87)	26	229	-	80	20.7	538
3. Starlite Williams (84-85)	28	204	-	85	17.6	493
4. Vivian Ewalefo (06-07)	30	183	6	108	16.0	480
5. Margaret Martinovich (82-83)	27	190	-	89	17.4	469
6. Valerie Wells (83-84)	27	195	-	62	16.7	452
7. Margaret Martinovich (84-85)	28	184	-	83	16.1	451
8. Rosie Smith (98-99)	26	149	41	104	17.0	443
Karen Gaskin (89-90)	28	171	0	103	15.8	443
10. Rosie Smith (97-98)	28	159	53	65	15.6	436
11. Angel Singleton (96-97)	17	144	-	145	16.0	433
12. Angel Singleton (97-98)	28	148	-	131	15.2	427
13. Tisha Boldt (88-89)	28	184	-	55	15.1	423
14. Cindy Pavell (81-82)	27	177	-	61	15.4	415



Roadrunner Basketball

14. Nikki Hendrix (03-04)	23	148	20	92	17.7	408
15. Kim Maxwell (83-84)	27	188	-	33	15.1	409
16. Sharon Wilson (88-89)	26	152	-	92	15.2	396
17. Nikki Hendrix (02-03)	28	150	16	74	13.9	390
18. Richelle Parks (04-05)	28	157	-	74	13.9	388
19. Angel Singleton (94-95)	26	118	-	149	14.8	385
20. Tammy Rogers (89-90)	28	126	27	104	13.6	381

Most Points Scored In A Season By A Senior

582, Tammy Rogers (1990-91)

Most Points Scored In A Season By A Junior

433, Angel Singleton (1996-97)

Most Points Scored In A Season By A Sophomore

493, Starlite Williams

Most Points Scored In A Season By A Freshman

436, Rosie Smith (1997-98)

Most Points Scored In Conference

Player, Season	G	FG	3Pt	FT	Avg.	Points
1. Nikki Hendrix (2002-03)	20	120	13	67	16.2	325
2. Rosie Smith (1998-99)	18	104	32	80	17.8	320
3. Angel Singleton (1996-97)	16	93	0	84	16.9	270
4. Renda Churman (2000-01)	21	116	1	25	12.3	258
Nikki Hendrix (2003-04)	15	93	11	61	17.2	258
5. Keelah Wilson (1999-00)	18	102	0	51	14.2	255
6. Vivian Ewalefo (2006-07)	16	94	3	59	15.6	250
7. Angel Singleton (1997-98)	16	82	0	80	15.2	244
Vivian Ewalefo (2005-06)	16	88	0	68	15.3	244
9. Nikki Hendrix (2001-02)	20	104	9	43	13.0	260

Highest Scoring Average

Player, Season	G	Points	Avg.
1. Starlite Williams (1986-87)	26	538	20.7
2. Tammy Rogers (1990-91)	30	582	19.4
3. Nikki Hendrix (2003-04)	23	408	17.7
4. Starlite Williams (1984-85)	28	493	17.6
5. Starlite Williams (1985-86)	16	275	17.1
6. Valerie Wells (1983-84)	27	452	16.7
7. Angel Singleton (1996-97)	26	421	16.2
8. Vivian Ewalefo (2006-07)	30	480	16.0
9. Karen Gaskin (1989-90)	28	443	15.8
10. Rosie Smith (1997-98)	28	436	15.6

Highest Scoring Average In Conference Season

Player, Season	G	Points	Avg.
1. Rosie Smith (1998-99)	18	320	17.8
2. Kim Maxwell (1983-84)	10	173	17.3
3. Nikki Hendrix (2003-04)	15	258	17.2
4. Angel Singleton (1996-97)	16	270	16.9
5. Nikki Hendrix (2002-03)	20	325	16.2
6. Valarie Wells (1983-84)	10	161	16.1
7. Vivian Ewalefo (2006-07)	16	150	15.6
9. Angel Singleton (1997-98)	16	244	15.2
Rosie Smith (1997-98)	16	243	15.2



In just two seasons at UTSA, Vivian Ewalefo ranks in the top 10 in most points in conference, scoring average and scoring average in SLC play.



During the 2002-03 season, Nikki Hendrix's 325 points is the most ever scored in conference play.



Roadrunner Basketball

Career Scoring Record

Most Points Scored

Player, Seasons	G	FG	3Pt	FT	Avg.	Points
1. Starlite Williams (83-87)	97	674	0	259	16.5	1,607
2. Angel Singleton (94-98)	105	506	0	553	14.8	1,557
3. Margaret Martinovich (81-85)	108	589	0	302	13.7	1,480
4. Tisha Boldt (86-91)	111	561	0	256	12.5	1,391
5. Tammy Rogers (87-91)	96	451	27	355	13.9	1,340
6. Michelle Martin (89-93)	103	444	55	249	11.5	1,189
7. Sharon Wilson (85-89)	102	460	-	252	11.4	1,172
8. Nikki Hendrix (01-04)	78	426	45	225	14.4	1,122
9. Kim Maxwell (81-84)	81	502	-	77	13.3	1,081
10. Lacy Mingee (01-06)	113	357	6	183	8.0	904
11. Rosie Smith (97-99)	54	308	94	169	16.2	879
12. Debbye Groves (84-88)	101	355	-	167	8.6	877
13. Vivian Ewalefo (05-07)	60	322	6	196	14.1	846
14. Valerie Wells (82-84)	54	367	-	94	15.3	828
15. Katie Sandefur (02-06)	116	290	47	155	6.7	782
16. Karen Gaskin (88-90)	54	298	-	168	14.1	762
17. Renda Churman (97-01)	107	308	1	115	6.8	732
18. Latifa Northern (98-02)	109	268	44	137	6.6	717
19. Terrie Davis (04-P)	86	218	113	146	8.1	695
20. Melinda Hausenfluke (90-94)	108	260	35	125	6.2	678
21. Rhonda Hoffman (83-87)	102	254	-	153	6.4	661
22. Tiffany Williams (90-94)	102	233	0	157	6.1	627
23. Philicia Ross (90-94)	95	189	121	79	6.0	578
Monica Gibbs (05-P)	57	193	4	188	10.0	578
25. Keelah Wilson (98-00)	52	222	0	94	10.3	538



Former Roadrunner Angel Singleton ranks second on the all-time scoring list with 1,557 points.

Most Field Goals Made

FG Player	Date	Opponent
16, Starlite Williams	12-16-86	St. Mary's
15, Starlite Williams	12-31-84	Minnesota
12, Keelah Wilson	12-3-99	Texas-Pan Am
12, Nikki Hendrix	2-11-02	Southeastern Louisiana
11, Rosie Smith	1-8-98	Stephen F. Austin
11, Richelle Parks	1-20-05	McNeese

Most Field Goals Made In Conference Game

FG Player	Date	Opponent
12, Nikki Hendrix	2-11-02	Southeastern Louisiana
11, Rosie Smith	1-8-98	Stephen F. Austin
11, Richelle Parks	1-20-05	McNeese
10, Vivian Ewalefo	2-2-06	Nicholls State
10, Vivian Ewalefo	2-22-07	McNeese State
10, Monica Gibbs	2-8-07	Southeastern Louisiana

Most FG Attempts

FGA Player	Date	Opponent
33, Tammy Rogers	2-23-91	Alaska-Anchorage

Highest Field Goal Percentage (11 attempts)

92.8 (13 of 14) Starlite Williams 12-5-86 Alabama

Most Field Goal Attempts/Conference

FGA Player	Date	Opponent
22, Nikki Hendrix	1-10-04	Texas-Arlington
22, Vivian Ewalefo	2-2-06	Nicholls State



Roadrunner Basketball



Michelle Martin led the ted team in field goal percentage for two straight seasons (1991-1993).

Field Goals Records

Year-By-Year

Field Goal

Leaders

Yr Player	FG	FGA	Pct
81-82, Cindy Pavell	177	324	54.6
82-83, M. Martinovich	190	332	57.0
83-84, Kim Maxwell	188	349	53.8
84-85, M. Martinovich	184	280	65.7
85-86 Tina Camacho	118	256	46.1
86-87 Sharon Wilson	97	240	40.4
87-88 Tisha Boldt	184	361	50.9
88-89, Sharon Wilson	152	366	41.5
89-90, Karen Gaskin	171	358	47.7
90-91, Tammy Rogers	180	482	37.3
91-92, Michelle Martin	132	309	42.7
92-93, Michelle Martin	128	313	40.9
93-94, Tiffany Williams	90	206	43.7
94-95, Angel Singleton	118	229	51.5
95-96, Angel Singleton	94	177	53.1
96-97, Angel Singleton	144	282	51.1
97-98, Rosie Smith	159	359	44.3
98-99, Rosie Smith	149	434	34.3
99-00, Keelah Wilson	164	360	45.6
00-01, Renda Churman	148	306	48.4
01-02, Nikki Hendrix	128	291	44.0
02-03, Nikki Hendrix	150	334	44.9
03-04, Nikki Hendrix	148	343	43.1
04-05, Richelle Parks	157	332	47.3
05-06, Vivian Ewalefo	139	336	41.4
06-07, Vivian Ewalefo	183	413	44.3

Field Goals Made In A Season

FG Player	Year
229, Starlite Williams	1986-87
204, Starlite Williams	1984-85
195, Valerie Wells	1983-84
190, Margaret Martinovich	1982-83
188, Kim Maxwell	1983-84
184, Tisha Boldt	1984-85
Margaret Martinovich	1984-85
183, Vivian Ewalefo	2006-07
180, Tammy Rogers	1990-91

Field Goals Made In Conference

FGMPlayer	Year
120, Nikki Hendrix	2002-03
116, Renda Churman	2000-01
102, Keelah Wilson	1999-00
104, Nikki Hendrix	2001-02

Field Goal Attempts In A Season

FGA Player	Year
482, Tammy Rogers	1990-91
434, Rosie Smith	1998-99
413, Vivian Ewalefo	2006-07
408, Starlite Williams	1984-85
365, Valerie Wells	1983-84
361, Trisha Boldt	1988-89
360, Keelah Wilson	1999-00

Field Goal Attempts/Conference

FGA Player	Year
300, Rosie Smith	1998-99
252, Nikki Hendrix	2002-03
241, Keelah Wilson	1999-00
235, Renda Churman	2000-01
231, Nikki Hendrix	2001-02
221, Nikki Hendrix	2003-04
214, Vivian Ewalefo	2006-07
210, Kisha Dancy	1994-95
203, Jene Vanderbilt	1999-00
200, Vivian Ewalefo	2005-06

Career

Field Goals Made

FGM Player	Years
674, Starlite Williams	1983-87
589, Margaret Martinovich	1981-85
561, Trisha Boldt	1987-91
506, Angel Singleton	1993-98
502, Kim Maxwell	1981-84
460, Sharon Wilson	1985-89
451, Tammy Rogers	1987-91
444, Michelle Martin	1989-93

Field Goals Made/Conference

FGM Player	Years
317, Nikki Hendrix	2001-04
192, Latifa Northern	1998-02
185, Rosie Smith	1997-98
182, Vivian Ewalefo	2005-07
180, Keelah Wilson	1999-00


Field Goal Attempted/Career

FGA Player	Years
1,305, Starlite Williams	1983-87
1,137, Tammy Rogers	1987-91
1,136, Sharon Wilson	1985-89
1,111, Trisha Boldt	1987-91
1,039, Margaret Martinovich	1981-85
1,048, Kim Maxwell	1981-84
1,043, Michelle Martin	1989-93
990, Angel Singleton	1993-98


Year-By-Year FG% Leaders

Yr Player	FG	FGA	Pct
81-82, Cindy Pavell	177	324	54.6
82-83, M. Martinovich	190	332	57.0
83-84, Kim Maxwell	188	349	53.8

84-85, M. Martinovich	184	280	65.7
85-86, Starlite Williams	114	233	48.9
86-87, Sharon Wilson	97	240	40.4
87-88, Tisha Boldt	184	361	50.9
88-89, Karen Gaskin	127	228	55.7
89-90, Tisha Boldt	147	293	50.2
90-91, Portia Matthews	108	203	53.2
91-92, D'Ann Watson	57	106	53.8
92-93, Annie Archambault	64	153	41.8
93-94, Annie Archambault	74	161	46.0
94-95, Angel Singleton	118	229	51.5
95-96, Angel Singleton	94	177	53.1
96-97, Lisa Smith	102	167	61.1
97-98, Renda Churman	60	111	54.1
98-99, Donelle Jones	60	130	46.2
99-00, Keelah Wilson	164	360	45.6
00-01, Renda Churman	148	306	48.4
01-02, Nikki Hendrix	128	291	44.0
02-03, Katie Sandefur	64	135	47.4
03-04, Lacy Mingee	94	207	45.4
04-05, Richelle Parks	157	332	47.2
05-06, Lacy Mingee	116	249	46.6
06-07, Vivian Ewalefo	183	413	44.3



Valerie Wells' 195 field goals is the third most field goal made in a single season.



Keelah Wilson shot 45.6 percent from the field during the 1999-2000 campaign.

Roadrunner Basketball

Rebounding Records

Single Game

Most Rebounds

Reb. Player	Date	Opponent
24, M. Martinovich	11-27-81	TAMUK
20, Cindy Pavell	12-1-81	TLU
19, Keelah Wilson	12-30-99	UTA
19, Vivian Ewalefo	1-6-07	Lamar
18, Tammy Tilghman	12-9-88	Iona
17, Richelle Parks	12-19-05	UT-Martin
M. Martinovich	1-6-83	TSU
Angel Singleton	1-22-96	UNT
Vivian Ewalefo	3-3-06	NW St.
16, Niki Foster	2-22-01	SHSU
Keelah Wilson	1-20-00	NW St.
Angel Singleton	1-11-96	McNeese
15, Angel Singleton	2-2-95	NW St.
A. Archambaldt	3-16-94	SHSU
Mantha Emory	12-30-93	ULM
Michelle Martin	2-10-83	PV-A&M
14, Monica Gibbs	2-16-06	UTA
14, Vivian Ewalefo	12-30-06	Kent St.
14, Monica Gibbs	11-24-06	EWU
14, Monica Gibbs	3-7-07	SE La.

Most Rebounds/Conference

Reb. Player	Date	Opponent
19, Keelah Wilson	12-30-99	UTA
19, Vivian Ewalefo	1-6-07	Lamar
17, Vivian Ewalefo	3-3-06	NW St.
14, Monica Gibbs	2-16-06	UTA
14, Monica Gibbs	3-7-07	SE La.

Season

Most Rebounds

Player/Yr.	G	Reb	Avg.
1. Cindy Pavell (81-82)	27	271	10.0
2. Margaret Martinovich (82-83)	27	247	9.1
Keelah Wilson (99-00)	28	245	9.1
4. Tisha Boldt (90-91)	30	262	8.7
5. Monica Gibbs (06-07)	29	235	8.1
6. Richelle Parks (04-05)	28	224	8.0
7. Vivian Ewalefo (05-)	30	229	7.6
8. Portia Matthews (90-91)	30	226	7.5
Vivian Ewalefo (06-07)	30	225	7.5
Carmen Brockman (91-92)	27	203	7.5

Most Rebounds/Conference

Reb Player	Year
175, Keelah Wilson	1999-00
146, Vivian Ewalefo	2005-06
132, Tanisha Jackson	2002-03
140, Monica Gibbs	2006-07
128, Kate Fitzgerald	2001-02
126, Angel Singleton	1994-95
122, Vivian Ewalefo	2006-07
119, Angel Singleton	1996-97
116, Tiffany Williams	1993-94
111, Monica Gibbs	2005-06

Year-by-Year

Rebounds Leaders

Year	Player	Gms	Reb
81-82	Cindy Pavell	27	271
82-83	M. Martinovich	27	247

83-84	Valarie Wells	27	213
84-85	Starlite Williams	28	221
85-86	Debbie Groves	26	186
86-87	Starlite Williams	26	183
87-88	Tisha Boldt	28	169
88-89	Tammy Rogers	28	158
89-90	Karen Gaskin	28	187
90-91	Tisha Boldt	30	262
91-92	Carmen Brockman	27	203
92-93	Tiffany Williams	25	155
	Michelle Martin	26	155
93-94	Tiffany Williams	25	169
94-95	Angel Singleton	26	188
95-96	Angel Singleton	22	166
96-97	Angel Singleton	27	185
97-98	Angel Singleton	28	183
98-99	Donelle Jones	26	166
99-00	Keelah Wilson	28	245
00-01	Julie Rampley	29	187
01-02	Kate Fitzgerald	28	168
02-03	Tanisha Jackson	28	182
03-04	Dewella Holliday	28	188
04-05	Richelle Parks	28	224
05-06	Vivian Ewalefo	30	229
06-07	Monica Gibbs	29	235



**Martia Martinovich is UTSA's
all-time rebounding leader with 778
boards.**

Career

Most Rebounds

Player(Yrs)	Gms	Reb
1. M. Martinovich (81-85)	108	778
2. Angel Singleton (94-98)	105	730
3. Tisha Boldt (87-91)	111	675
4. Starlite Williams (83-87)	97	636
5. Michelle Martin (89-93)	103	590
6. Debbie Groves (84-88)	101	550
7. Tiffany Williams (90-94)	102	544
8. Tammy Rogers (87-91)	96	513
9. Katie Sandefur (2002-2006)	116	473
10. Vivian Ewalefo (05-07)	60	454
11. Lacy Mingee (2001-2006)	113	453
12. Nikki Hendrix (03-04)	78	435
Monica Gibbs (05-P)	57	435
14. Sharon Wilson (85-89)	102	411
15. Valerie Wells (82-84)	54	401
16. Carmen Brockman (89-92)	79	392
17. Latifa Northern (98-02)	109	381
18. Renda Churman (97-01)	107	364
19. Keelah Wilson (98-00)	52	342
20. Mantha Emory (93-95)	52	334
21. Kim Maxwell (81-84)	81	333
22. Annie Archambault (91-94)	74	329
23. Melinda Hausenfluke (90-94)	83	326
24. Denise Fritz (83-85)	54	322

25. Ankara King (92-94)	46	316
-------------------------	----	-----

Year-by-Year

Rebound Average Leader

Year	Player	Reb.	Avg.
81-82	Cindy Pavell	271	10.0
82-83	M. Martinovich	247	9.1
83-84	Valarie Wells	213	7.8
84-85	Starlite Williams	221	7.9
85-86	Debbie Groves	186	7.1
86-87	Starlite Williams	183	7.0
87-88	Debbie Groves	144	6.5
88-89	Tammy Rogers	158	6.1
89-90	Karen Gaskin	187	6.7
90-91	Tisha Boldt	262	8.7
91-92	Michelle Martin	195	7.5
	Carmen Brockman	203	7.5
92-93	Tiffany Williams	155	6.2
93-94	Tiffany Williams	169	6.8
94-95	Angel Singleton	188	7.2
95-96	Angel Singleton	166	7.5
96-97	Angel Singleton	185	6.9
97-98	Angel Singleton	183	6.5
98-99	Donelle Jones	166	6.4
99-00	Keelah Wilson	245	9.1
00-01	Julie Rampley	187	6.4
01-02	Kate Fitzgerald	168	6.0
02-03	Tanisha Jackson	182	6.5
03-04	Nikki Hendrix	161	7.0
04-05	Richelle Parks	224	8.0
05-06	Vivian Ewalefo	229	7.6
06-07	Monica Gibbs	235	8.1

Three-Point FG Records

Single Game

Most Three-Point Field Goals Made

FGM Player	Date	Opponent
7, Rosie Smith	1-8-98	SFA
6, Rosie Smith	1-2-99	Lamar
Stephanie Schaffer	11-25-95	TAMUK
Sherika Nelson	1-22-96	UNT
Sherika Nelson	1-4-96	SFA
5, Nicole Dunson, three times		
Terrie Davis, twice		
Lynsey Freeman, twice		

Most Three-Point Field Goals Made/Conf.

FGM Player	Date	Opponent
7, Rosie Smith	1-8-98	SFA
6, Rosie Smith	1-2-99	Lamar
Sherika Nelson	1-4-96	SFA
Sherika Nelson	1-22-96	UNT
5, Nicole Dunson	1-19-06	SHSU
5, Terrie Davis, twice		
5, Lynsey Freeman, twice		

Most Three-Point Field Goal Attempts

FGA Player	Date	Opponent
13, Philicia Ross	2-15-92	ULM
Rosie Smith	2-27-99	Tx. St.
Philicia Ross	2-1-93	Schreiner
12, Sherika Nelson	1-22-96	UNT
Nicole Dunson	1-8-05	NW St.
Lynsey Freeman	12-29-06	Memphis
11, Terrie Davis	12-30-05	Buffalo
10, Terrie Davis	1-7-07	Lamar



Roadrunner Basketball

Most Three-Point Field Goal Attempts/ Conference Game

FGA Player	Date	Opponent
13, Philicia Ross	2-15-92	ULM
Rosie Smith	2-27-99	Tx. St.
10, Terrie Davis	1-7-07	Lamar
9, Terrie Davis	2-25-06	SHSU

Most Three-Point Attempts Without A Miss

Player	Date	Opponent
8, Nicole Dunson	2-12 to 2-17-05	two opp.

Single Half

Most Three-Point Field Goals

FG (Half), Player	Date	Opp.
6 (1st), Sherika Nelson	1-4-96	SFA
5 (2nd), Terrie Davis	2-25-06	SHSU
5 (1st), Rosie Smith	1-8-98	SFA
4 (1st), Amber Prose	3-3-01	SLU
4 (1st), Terrie Davis	1-5-06	SLU

Most Three-Point Field Goals/ Conference Half

FG (Half), Player	Date	Opp.
6 (1st), Sherika Nelson	1-4-96	SFA
5 (2nd), Terrie Davis	2-25-06	SHSU
5 (1st), Rosie Smith	1-8-98	SFA
4 (1st), Amber Prose	3-3-01	SLU

Season

Most Three-Point Field Goals Made

FG Player	Season
1. 56, Tammy Rogers	1990-91
2. 54, Terrie Davis	2006-07
3. 53, Rosie Smith	1997-98
4. 52, Nicole Dunson	2005-06
5. 46, Nicole Dunson	2004-05
6. 45, Sheika Nelson	1995-96
7. 42, Philicia Ross	1991-92
8. 43, Lynsey Freeman	2006-07
9. 39, Terrie Davis	2005-06

Most Three-Point Field Goals Made/ Conference

FG Player	Season
1. 33, Rosie Smith	1997-98
2. 32, Rosie Smith	1998-99
3. 31, Julie Rampley	2000-01
4. 30, Nicole Dunson	2004-05
5. 28, Nicole Dunson	2005-06
6. 26, Julie Rampley	2002-03
7. 25, Terrie Davis	2006-07

Most Three-Point Field Goal Attempts

FGA Player	Year
1. 165, Terrie Davis	2006-07
2. 157, Rosie Smith	1998-99
3. 141, Rosie Smith	1997-98
4. 140, Lynsey Freeman	2006-07
5. 136, Melinda Hausenfluke	1991-92
6. 134, Sherika Nelson	1995-96
7. 118, Nicole Dunson	2005-06
8. 116, Nicole Dunson	2004-05
9. 114, Terrie Davis	2005-06

Most Three-Point Attempts/Conference

FGA Player	Year
1. 123, Rosie Smith	1998-99
2. 88, Terrie Davis	2006-07
3. 84, Julie Rampley	2000-01
4. 81, Jene Vanderbilt	1999-00

Three-Point Field Goal Percentage (Min. 2 attempts per game)

Player, Year	At-M	Pct.
1. Nicole Dunson (04-06)	98-234	42.0
2. Stephanie Jones (93-94)	18-44	40.9
3. Julie Rampley (00-03)	41-108	37.9

Three-Point Field Goals Made Per Game

Player, Year	G	FG	Avg
1. Rosie Smith (97-98)	28	53	1.89
2. Tammy Rogers (90-91)	30	56	1.86
3. Nicole Dunson (04-05)	25	46	1.84
4. Terrie Davis (06-07)	30	54	1.80
5. Nicole Dunson (05-06)	29	52	1.79
6. Sherika Nelson (95-96)	26	45	1.73

Year-By-Year Three-Point Field Goal Leaders

Year/Player	Gms.	3Pt.
88-89, Tammy Rogers	26	2-2
89-90, Tammy Rogers	28	27-64
90-91, Tammy Rogers	30	56-81
91-92, Philicia Ross	27	42-136
92-93, Philicia Ross	26	34-99
93-94, Philicia Ross	26	19-76
94-95, Kisha Dancy	26	31-88
95-96, Sherika Nelson	23	43-134
96-97, Stephanie Schaffer	21	29-91
97-98, Rosie Smith	28	53-141
98-99, Rosie Smith	26	41-157
99-00, Jene Vanderbilt	27	34-114
00-01, Julie Rampley	29	37-104
01-02, Amber Prose	28	28-84
02-03, Julie Rampley	29	41-108
03-04, Kim Reed	29	27-75
04-05, Nicole Dunson	25	46-116
05-06, Nicole Dunson	29	52-118
06-07, Terrie Davis	30	54-165

Career

Three-Point Field Goals Made

FG, Player	Years
1. 121, Philicia Ross	1990-94
2. 113, Terrie Davis	2004-P
3. 98, Nicole Dunson	2004-06
4. 94, Rosie Smith	1997-99
5. 86, Tammy Rogers	1988-91
6. 78, Julie Rampley	2000-03
7. 61, Denise Forestier	1990-92
8. 60, Kim Reed	2001-05
9. 56, Kisha Dancy	1994-96
10. 55, Michelle Martin	1990-92
11. 54, Jene Vanderbilt	1998-02
12. 52, Tracey Pepper	1993-95
13. 45, Sherika Nelson	1995-96
45, Nikki Hendrix	2001-04
15. 43, Lynsey Freeman	2006-07

Three-Point Field Goal Attempts

FGA Player	Years
1. 375, Philicia Ross	1990-94
2. 337, Terrie Davis	2004-P
3. 298, Rosie Smith	1997-99
4. 234, Nicole Dunson	2004-06
5. 212, Julie Rampley	2000-03
6. 194, Jene Vanderbilt	1998-02

Three-Point Field Goal Percentage (Min. 2 Attempts per game)

Player, Years	FGM	FGA	3FG%
1. Nicole Dunson (04-06)	98	234	42.2
2. Julie Rampley (00-03)	78	212	36.7
3. Terrie Davis (04-P)	113	337	33.5
4. Philicia Ross (90-94)	121	375	32.3
5. Sherika Nelson (95-97)	43	134	32.1

Year-By-Year 3-Point FG Percentage Leaders

Year/Player	3Pt.	Avg.
88-89 Tammy Rogers	2-2	1.000
89-90 Tammy Rogers	27-64	42.2
91-92 Denise Forestier	40-111	36.0
92-93 Michelle Martin	27-78	34.6
93-94 Stephanie Jones	18-44	40.9
94-95 Kisha Dancy	31-88	35.2
95-96 Sherika Nelson	43-134	32.1
96-97 Stephanie Schaffer	29-91	31.9
97-98 Rosie Smith	53-141	37.6
98-99 Amber Follis	17-53	32.1
99-00 Jene Vanderbilt	34-114	29.8
00-01 Julie Rampley	37-104	35.6
01-02 Amber Prose	28-84	33.3
02-03 Julie Rampley	41-108	37.9
03-04 Tijwana Collins	23-51	45.1
04-05 Nicole Dunson	46-116	39.7
05-06 Nicole Dunson	52-118	44.4
06-07 Terrie Davis	54-165	32.7



Philicia Ross is UTSA's 3-point career leader with 121 treys made.

Roadrunner Basketball

Free Throws Records

Single Game

Most Free Throws Made

FT Player	Date	Opponent
16, Angel Singleton	2-1-97	NW St.
15, Angel Singleton	3-2-95	UTA
Danielle Johnson	11-19-99	TSU
13, Tammy Rogers	2-16-91	Tulane
12, Sabriah Spencer	2-14-98	UTA
Kate Fitzgerald	1-15-02	McNeese
Monica Gibbs	2-10-07	Nicholls St.
11, Starlite Williams	11-29-86	Nev.-Reno
M. Martinovich	1-17-84	Rice
Katie Sandefur	1-19-06	SHSU

10, numerous times, latest

Most Free Throws/Conference

FT Player	Date	Opponent
16, Angel Singleton	2-1-97	NW St.
15, Angel Singleton	3-2-95	UTA
12, Monica Gibbs	2-10-07	Nicholls St.
11, Katie Sandefur	1-19-06	SHSU
10, Vivian Ewalefo	3-3-06	NW St.
10, Monica Gibbs	2-1-07	SHSU
10, Vivian Ewalefo	1-13-07	NW St.

Consecutive Free Throws Made

27, Starlite Williams _____ 1986-87

Most Free Throws Attempts

FTA Player	Date	Opponent
19, Angel Singleton	2-1-97	NW St.
Danielle Johnson	11-19-99	TSU
16, Angel Singleton	3-2-95	UTA
15, Tammy Rogers	11-30-90	Wayland Bapt.
14, Kate Fitzgerald	1-15-02	McNeese
13, Niki Foster	1-27-01	Tx St.
Richelle Parks	12-19-05	UT Martin
12, Monica Gibbs	1-28-06	ULM
Vivian Ewalefo	3-8-06	UTA

Most Free Throws Attempts/Conference

FTA Player	Date	Opponent
19, Angel Singleton	2-1-97	NW St.
18, Monica Gibbs	2-15-07	UTA
16, Angel Singleton	3-2-95	UTA
14, Kate Fitzgerald	1-15-02	McNeese
13, Niki Foster	1-27-01	Tx St.
Monica Gibbs	1-27-07	TAMUCC
Monica Gibbs	2-1-07	SHSU
Monica Gibbs	3-7-07	SE La.
11, Monica Gibbs	11-24-06	EWU
Monica Gibbs	12-29-06	Memphis
Monica Gibbs	2-17-07	Tx St.
12, Monica Gibbs	1-28-06	ULM
Vivian Ewalefo	3-8-06	UTA
Vivian Ewalefo	1-13-07	NW St.
Tia Bogan	3-1-07	SHSU

Highest Free Throw Percentage

FT-A, Player	Date	Opponent
(11-11) Starlite Williams	11-29-86	Reno

(11-11) Nikki Hendrix	1-31-04	Nicholls St.
(11-11) Katie Sandefur	1-19-06	SHSU

Year-By-Year Free Throw Made Leaders

Year/Player	FT	Avg.
81-82 Cindy Pavell	61-81	75.3
82-83 Margaret Martinovich	89-118	75.0
83-84 Margaret Martinovich	78-101	77.2
84-85 Starlite Williams	85-115	73.9
85-86 Debbye Groves	52-102	50.9
86-87 Starlite Williams	80-117	68.4
87-88 Sharon Wilson	78-103	75.7
88-89 Sharon Wilson	92-127	72.4
89-90 Tammy Rogers	104-129	80.6
90-91 Tisha Boldt	111-158	70.3
91-92 Carmen Brockman	86-128	67.2
92-93 Michelle Martin	80-96	83.3
93-94 Anakara King	50-62	80.6
94-95 Angel Singleton	149-198	75.3
95-96 Angel Singleton	124-157	79.0
96-97 Angel Singleton	145-192	75.5
97-98 Angel Singleton	131-169	77.5
98-99 Rosie Smith	104-130	80.0
99-00 Keelah Wilson	71-116	61.2
00-01 Kate Fitzgerald	66-94	70.2
01-02 Kate Fitzgerald	83-110	75.5
02-03 Nikki Hendrix	74-106	69.8
03-04 Nikki Hendrix	92-115	80.0
04-05 Richelle Parks	75-134	55.2
05-06 Lacy Mingee	58-79	73.4
06-07 Terrie Davis	65-77	84.4

Season

Most Free Throws Made

Player,	Year	FTM
1. Tammy Rogers	(90-91)	167
2. Angel Singleton	(94-95)	149
3. Angel Singleton	(96-97)	145
4. Monica Gibbs	(06-07)	136
5. Angel Singleton	(97-98)	131
6. Tisha Boldt	(90-91)	111
7. Vivian Ewalefo	(06-07)	108
8. Rosie Smith	(98-99)	104
Tammy Rogers	(89-90)	104
Joyce Howard	(97-98)	104
11. Karen Gaskin	(89-90)	103

Free Throws Made/ Conference

Player, Year	Year	FT
1. Angel Singleton	1994-95	116
2. Rosie Smith	1998-99	80
Angel Singleton	1997-98	80
4. Monica Gibbs	2006-07	77
5. Kate Fitzgerald	2001-02	68
Vivian Ewalefo	2005-06	68
7. Nikki Hendrix	2002-03	67

Free Throws Attempted

Player	Year	FTA
1. Monica Gibbs	2006-07	214
2. Tammy Rogers	1990-91	206
3. Angel Singleton	1994-95	198
4. Angel Singleton	1996-97	192
5. Angel Singleton	1997-98	169
6. Tisha Boldt	1990-91	158

7. Angel Singleton	1995-96	157
8. Vivian Ewalefo	2006-07	140
9. Richelle Parks	2004-05	134
10. Karen Gaskin	1989-90	131

Free Throw Percentage

(Min. 40 attempts)

Player, Year	A-M	FT%
1. Rhonda Hoffman (83-84)	28-31	90.3
2. Rosie Smith (97-98)	65-76	88.5
3. Rhonda Hoffman (85-86)	49-56	87.5
4. Terrie Davis (06-07)	65-77	84.4
5. Joyce Howard (97-98)	104-127	81.9
6. Tammy Rogers (90-91)	167-206	81.1
7. Tammy Rogers (89-90)	104-129	80.6
8. Rosie Smith (98-99)	104-130	80.0
Nikki Hendrix (03-04)	92-115	80.0
11. Amy Alkek (86-87)	43-54	79.6
Terrie Davis (04-05)	43-54	79.6
13. Terrie Davis (06-07)	108-140	77.1

Career

Free Throws Made

Player	Yrs	FTM
1. Angel Singleton	1993-98	553
2. Tammy Rogers	1987-91	355
3. Margaret Martinovich	1981-85	302
4. Starlite Williams	1983-87	259
5. Tisha Boldt	1987-91	256

Free Throws Attempted

Player	Yrs	FTA
1. Angel Singleton	1993-98	721
2. Tammy Rogers	1987-91	453
3. Margaret Martinovich	1981-85	397
4. Tisha Boldt	1987-91	381
5. Starlite Williams	1983-87	365

Free Throw Percentage

(Min. 100 attempts)

Player, Year	A-M	FT%
1. Rosie Smith (97-99)	169-206	82.0
2. Rhonda Hoffmann (83-87)	153-195	78.5
3. Amy Alkek (86-88)	88-113	77.8
4. M. Martinovich (81-85)	302-397	76.1
5. Vivian Ewalefo (05-07)	196-262	74.8
6. Nikki Hendrix (01-04)	225-302	74.5
7. Karen Gaskin (88-90)	168-229	73.4
Karen Kroen (83-87)	105-143	73.4
9. Kate Fitzgerald (200-02)	149-204	73.0
10. Sharon Wilson (1985-89)	247-340	72.6

Year-By-Year Free Throw Percentage

Leaders

Year/Player	FT	Avg.
81-82 Kim Maxwell	22-25	88.0
82-83 Kim Maxwell	22-26	85.0
83-84 Rhonda Hoffman	28-31	90.3
84-85 Margaret Martinovich	83-112	74.1
85-86 Rhonda Hoffman	49-56	87.5
86-87 Amy Alkek	43-54	79.6
87-88 Deana King	16-17	94.1
88-89 Sharon Wilson	92-127	72.4
89-90 Tammy Rogers	104-129	80.6
90-91 Tammy Rogers	167-206	81.1

Roadrunner Basketball

91-92	Melinda Hausenfluke	46-58	79.3
92-93	Michelle Martin	80-96	83.3
93-94	Ankara King	50-62	80.6
94-95	Angel Singleton	149-198	75.3
95-96	Angel Singleton	124-157	78.9
96-97	Angel Singleton	145-192	75.5
97-98	Rosie Smith	65-76	88.5
98-99	Rosie Smith	104-130	80.0
99-00	Danielle Johnson	67-89	75.3
00-01	Kate Fitzgerald	66-94	70.2
01-02	Kate Fitzgerald	83-110	75.5
02-03	Katie Sandefur	23-32	71.9
03-04	Nikki Hendrix	92-115	80.0
04-05	Nicole Dunson	25-28	89.3
05-06	Lacy Mingee	58-79	73.4
06-07	Terrie Davis	65-77	84.4

Assists Records

Assists— Single Game

Most Assists

AST Player	Date	Opponent
13, Shelley Seale	1-29-83	Huston-Tillotson
Joyce Howard	2-7-98	McNeese
12, Kim Reed	2-12-05	Tx St.
Shelley Seale	1-17-83	Huston-Tillotson
Tammy Rogers	2-12-91	UTEP
Monica Gibbs	12-30-06	Kent St.

11, Shelley Seale	2-2-83	SMU
Joyce Howard	3-4-98	SHSU
Joyce Howard	3-5-98	SFA
Joyce Howard	11-28-97	H-Simmons
Joyce Howard	1-8-98	SFA
10, Amber Follis	12-28-98	Fordham
Amber Follis	2-27-99	Tx. St.
Joyce Howard	1-5-98	ULM
Joyce Howard	1-8-98	SFA
9, Monica Gibbs	2-16-06	UTA
Monica Gibbs	3-8-06	UTA

Most Assists/Conference

AST Player	Date	Opponent
13, Joyce Howard	2-7-98	McNeese
12, Kim Reed	2-12-05	Tx St.
11, Joyce Howard	3-4-98	SHSU
Joyce Howard	3-5-98	SFA
Joyce Howard	1-8-98	SFA
10, Amber Follis	2-27-99	Tx St.
Joyce Howard	1-5-98	ULM
Joyce Howard	1-8-98	SFA
9, Monica Gibbs	2-16-06	UTA
Monica Gibbs	3-8-06	UTA

Season

Most Assists

AST Player	Year
217, Tammy Rogers	1990-91
201, Joyce Howard	1997-98
173, Shelley Seale	1982-83
171, Tammy Rogers	1989-90
158, Tammy Rogers	1988-89
139, Monica Gibbs	2006-07
138, Monica Gibbs	2005-06
132, Joyce Howard	1996-97
128, Amber Follis	1998-99

126, Sharon Wilson	1988-89
114, Julie Rampley	2002-03
112, Tracey Pepper	1994-95
105, Starlite Williams	1984-85

Most Assists Per Game

Player, Year	GP	AST	Avg
1. Tammy Rogers (90-91)	30	217	7.23
2. Joyce Howard (97-98)	28	201	7.17
3. Monica Gibbs (05-06)	28	138	4.92
4. Sharon Wilson (88-89)	26	126	4.84
5. Monica Gibbs (06-07)	29	139	4.79

Career

Most Assists

AST	Player	Years
406	Tammy Rogers	1987-91
375	Rhonda Hoffman	1983-87
355	Sharon Wilson	1985-89
333	Joyce Howard	1996-98
296	Shelley Seale	1981-83
277	Monica Gibbs	2006-P
272	Kim Reed	2001-05
263	Karen Kroen	1983-87
259	Kim Maxwell	1981-84
219	Julie Rampley	2000-03
217	Starlite Williams	1983-87
192	Terrie Davis	2004-P

Year-By-Year Assist Leader

Year	Player	Ast.	AVG
81-82	Shelley Seale	123	4.55
82-83	Shelley Seale	173	6.40
83-84	Rhonda Hoffman	104	3.85
84-85	Karen Kroen	87	3.34
85-86	Rhonda Hoffman	97	4.04
86-87	Rhonda Hoffman	88	3.38
87-88	Sharon Wilson	106	4.07
88-89	Sharon Wilson	126	4.84
89-90	Tammy Rogers	108	3.85
90-91	Tammy Rogers	217	7.23
91-92	Melinda Hausenfluke	78	2.88
92-93	Michelle Carlucci	83	3.19
93-94	Melinda Hausenfluke	69	2.76
94-95	Tracey Pepper	112	4.31
95-96	Sherika Nelson	71	3.08
96-97	Joyce Howard	132	5.28
97-98	Joyce Howard	201	7.17
98-99	Amber Follis	128	4.92
99-00	Jene Vanderbilt	65	2.50
00-01	Julie Rampley	105	3.62
01-02	Kate Fitzgerald	63	2.25
02-03	Julie Rampley	114	3.93
03-04	Kim Reed	88	3.03
04-05	Kim Reed	91	3.50
05-06	Monica Gibbs	138	4.92
06-07	Monica Gibbs	139	4.79



Tammy Rogers is the all-time leaders with 406 assists.



Amber Fallis collected 128 assists during the 1998-99 season.



In just two seasons at UTSA, Monica Gibbs ranks sixth with 277 career assists

Roadrunner Basketball

Steals Records

Steals — Single Game

Most Steals

ST Player	Date	Opp
9, Rhonda Hoffman	1-27-84	SHSU
8, Terrie Davis	1-27-07	TAMUCC
7, Latifa Northern	12-28-99	SHSU
Amy Romagosa	2-4-95	MSU
Joyce Howard	11-22-96	Schreiner
6, Rosie Smith	11-14-98	UTPA
Amber Prose	11-25-00	Idaho
Terrie Davis	1-19-06	SHSU
Vivian Ewafelo	1-28-06	ULM
5, Nine times, most recently by		
Ana Oliveira	1-29-05	SLU

Most Steals/Conference

ST Player	Date	Opponent
8, Terrie Davis	1-27-07	TAMUCC
7, Latifa Northern	12-28-99	SHSU
Amy Romagosa	2-4-95	McN
6, Terrie Davis	1-19-06	SHSU
Vivian Ewafelo	1-28-06	ULM
5, Tameka Roberts	1-3-98	NW St.
Joyce Howard	1-19-98	McN
Amber Prose	2-22-02	SHSU
Tanisha Jackson	1-11-03	SHSU
Ana Oliveira	1-29-05	SLU

Season

Most Steals

ST. Player	Year
92 Starlite Williams	1986-87
79 Joyce Howard	1997-98
76 Michelle Martin	1992-93
74 Tammy Rogers	1990-91
71 Sharon Wilson	1988-89
Sherika Nelson	1995-96
70 Starlite Williams	1983-84
69 Valerie Wells	1983-84
Amber Prose	2000-01
67 Starlite Williams	1984-85
Rhonda Hoffman	1983-84
Starlite Williams	1984-85

Most Steals/ Conference

Player, Year	Steals
1. Joyce Howard (97-98)	51
2. Amber Prose (00-01)	42
3. Latifa Northern (1999-00)	41
4. Annie Archambault (93-94)	36
5. Amber Prose (2001-02)	35
6. Julie Rampley (00-01)	33
Terrie Davis (06-07)	33
8. Valerie Wells (83-84)	32
9. Monica Gibbs (05-06)	31
Monica Gibbs (06-07)	31
11. Tracey Pepper (94-95)	29

Most Steals Per Game

Player, Year	St	Avg.
1. Starlite Williams (86-87)	92	3.53
2. Starlite Williams (85-86)	52	3.25

Career

Most Steals

Player, Years	Gms	Stls
1. Starlite Williams (83-87)	97	281
2. Michelle Martin 989-93)	103	227
3. Sharon Wilson (85-89)	102	223
4. Rhonda Hoffman (83-87)	102	222
5. Tammy Rogers (87-91)	96	165
6. Angel Singleton (93-98)	105	150
7. Latifa Northern (98-02)	109	144
8. Joyce Howard (96-98)	53	137
9. Melinda Hausenfluke (90-94)	108	122
10. Terrie Davis (04-P)	86	133

Year-By-Year Steals Leader

Year	Player	Stls	Avg.
81-82,	Shelley Seale	41	1.51
82-83,	Shelley Seale	50	1.85
83-84,	Starlite Williams	70	2.59
84-85,	Starlite Williams	67	2.39
85-86,	Starlite Williams	52	3.25
86-87,	Starlite Williams	92	3.53
87-88,	Amy Alkek	53	1.96
88-89,	Sharon Wilson	71	2.73
89-90,	Nicole Ranson	58	2.52
90-91,	Tammy Rogers	74	2.46
91-92,	Michelle Martin	76	2.92
92-93,	Michelle Martin	76	2.92
93-94,	Anakara King	50	2.50
94-95,	Kisha Dancy	38	1.46
	Tracey Pepper	38	1.46
95-96,	Sherika Nelson	71	3.08
96-97,	Joyce Howard	58	2.32
97-98,	Joyce Howard	79	2.82
98-99,	Rosie Smith	48	1.84
99-00,	Latifa Northern	58	2.14
00-01,	Amber Prose	69	2.46
01-02,	Amber Prose	46	1.64
02-03,	Julie Rampley	39	1.34
03-04,	Tijwana Collins	43	1.54
04-05,	Terrie Davis	36	1.29
05-06,	Terrie Davis	49	1.75
06-07,	Monica Gibbs	54	1.86

Block Shots Records

Most Blocked Shots

BS Player	Date	Opponent
8, Kim Duncan	1-24-85	Tx St.
7, Mantha Emory	12-3-94	TAMUK
5, Mantha Emory	12-10-94	Baylor

Season

Most Blocked Shots

Player, Year	Blocks
1. Kim Duncan (84-85)	57
2. Mantha Emory (94-95)	50
3. Keelah Wilson (99-00)	41
4. Kim Duncan (83-84)	36
Starlite Williams (86-87)	36
6. Valeria Wells (83-84)	34
7. Mantha Emory (93-94)	31
8. Sharon Wilson (87-88)	30
9. Nikki Foster (01-02)	29
10. Monica Gibbs (05-06)	26

Most Blocked Shots Per Game

Player, Year	Blks	Avg.
1. Kim Duncan (84-85)	57	2.0

Most Blocked Shots/ Conference

Player, Year	Blocks
1. Keelah Wilson (99-00)	29
2. Mantha Emory (94-95)	27
Mantha Emory (93-94)	27
3. Nikki Foster (01-02)	26

Career

Most Blocked Shots

Player, Years	Blocks
1. Kim Duncan (83-85)	93
2. Starlite Williams (83-87)	88
3. Mantha Emory (93-95)	81
4. Keelah Wilson (98-99)	61
5. Sharon Wilson (85-89)	58
6. Carmen Brockman (89-92)	57
7. Valerie Wells (82-84)	55
8. Monica Gibbs (05-P)	43

Most Blocked Shots/Conference

Player, Years	Blocks
1. Mantha Emory (93-95)	50
2. Nikki Foster (01-02)	35
3. Keelah Wilson (99-00)	29



Starlite Williams is the all-time steals leader with 281.



Roadrunner Basketball

Year-By-Year Blocked Shot Leaders

Year	Player	Blks
81-82	Margaret Martinovich	7
82-83	Valerie Wells	21
83-84	Kim Duncan	36
84-85	Kim Duncan	57
85-86	Starlite Williams	27
86-87	Starlite Williams	36
87-88	Sharon Wilson	30
88-89	Sharon Wilson	12
89-90	Carmen Brockman	18
90-91	Carmen Brockman	15
91-92	Carmen Brockman	24
92-93	Tiffany Williams	10
93-94	Mantha Emory	31
94-95	Mantha Emory	50
95-96	Lisa Smith	14
96-97	Lisa Smith	10
97-98	Rosie Smith	11
98-99	Keelah Wilson	20
99-00	Keelah Wilson	41
00-01	Niki Foster	12
01-02	Niki Foster	29
02-03	Tanisha Jackson	14
03-04	Katie Sandefur	17
04-05	Lacy Mingee	27
05-06	Monica Gibbs	26
06-07	Monica Gibbs	17
06-07	Tia Bogan	17

Miscellaneous

Records

Most Games Played/Season

Gms.	Player	Year
30	Melinda Hausenfluke	1990-91
	Tammy Rogers	1990-91
	Tisha Boldt	1990-91
	Portia Matthews	1990-91
	Vivian Ewalefo	2005-06, 06-07
	Lacy Mingee	2005-06
	Katie Sandefur	2005-06
	Terrie Davis	2006-07
	Tia Bogan	2006-07
	Lynsey Freeman	2006-07
29	Renda Churman	2000-01
	Julie Rampley	2000-01, 02-03
	Jene Vanderbilt	2000-01
	Chelsea DeMarte	2000-01
	Kim Reed	2002-03
	Katie Sandefur	2002-03, 03-04
	Lyndsey Greer	2002-03
	Tijwana Collins	2002-03
	Kim Reed	2003-04
	Lyndsey Greer	2003-04
	Nicole Dunson	2005-06
	Farren Fox	2005-06
	Ana Oliveira	2005-06, 06-07
	Monica Gibbs	2006-07

Most Games Played/Career

Gm.	Player	Years
116	Katie Sandefur	2002-06
113	Lacy Mingee	2001-06
112	Kim Reed	2001-05
111	Tisha Boldt	1987-91
109	Latifa Northern	1998-02

108	Margaret Martinovich	1981-85
	Melinda Hausenfluke	1990-94
107	Renda Churman	1997-01

Most Games Started/Season

Gm.	Player	Year
30	Tisha Boldt	1990-91
	Vivian Ewalefo	2005-06
	Lacy Mingee	2005-06
	Katie Sandefur	2005-06
	Terrie Davis	2006-07
29	Renda Churman	2000-01
	Julie Rampley	2002-03
	Nicole Dunson	2005-06
	Farren Fox	2005-06
	Ana Oliveira	2005-06, 06-07
	Vivian Ewalefo	2006-07

Most Games Started/Career

Games, Year	Year	
99	Angel Singleton	1993-98
92	Starlite Williams	1983-87
90	Tammy Rogers	1987-91
87	Tisha Boldt	1987-91
83	Latifa Norhtern	1998-02
81	Kim Maxwell	1981-84
	Melinda Hausenfluke	1990-94
80	Katie Sandefur	2002-06
78	Michelle Martin	1989-93
77	Margaret Martinovich	1981-85
76	Kim Reed	2001-05
68	Terrie Davis	2004-P

Consecutive Games Started/Career

Player	Starts	
1.	Tisha Boldt	86
2.	Tammy Rogers	80



Former Roadrunner Katie Sandefur is UTSA's all-time leader with 116 games played.

Most Personal Fouls/Season

PF.	Player	Year
107	Summer Swoboda	1997-98
105	Portia Matthews	1990-91
100	Denise Fritz	1982-83
97	Starlite Williams	1983-84
96	Nikki Foster	2001-02
94	Katie Sandefur	2005-06
	Vivian Ewalefo	2006-07
93	Margaret Martinovich	1981-82
93	Angel Singleton	1996-97
92	Angel Singleton	1997-98
91	Margaret Martinovich	1982-83
	Karen Gaskin	1988-89
90	Katie Sandefur	2004-05

Most Personal Fouls/Career

Player, Years	Fouls
Angel Singleton(1993-98)	350
Katie Sandefur (2002-06)	335
Margaret Martinovich(1981-85)	327
Starlite Williams (1983-87)	307
Sharon Wilson(1985-89)	257
Tammy Rogers (1987-91)	248
Melinda Hausenfluke(1990-94)	247
Debbie Groves (1984-88)	246
Terrie Davis (2004-P)	244

Most Disqualifications/Season

DQ. Player	Year
8, Carmen Brockman	1990-91
Cindy Pavell	1981-82
Derrilene Ramsey	1988-89
7, Kim Duncan	1984-85
Denise Fritz	1981-82
Denise Fritz	1982-83
Kate Fitzgerald	2001-02

Most Disqualifications/Career

DQs. Player	Years
15, Margaret Martinovich	1981-85
Starlite Williams	1983-87
14, Denise Fritz	1981-83
13, Rhonda Hoffman	1983-87
13, Katie Sandefur	2002-06

Team Records

Largest Victory Margins

Marg.	Score	Opponent	Date
67	96-29	PV-A&M	2-10-83
	105-38	PV- A&M	12-7-93
61	91-30	Tx Southern	12-5-96
54	100-46	Southwestern	11-28-83
49	90-41	H-Simmons	2-20-84
46	72-26	PV-A&M	1-27-83
44	88-44	PV-A&M	11-16-04
43	80-37	Tx Southern	12-16-97
41	88-47	SHSU	1-27-84
41	87-46	McNeese State	2-22-07
40	92-52	Nicholls State	2-17-94
	86-46	PV-A&M	1-5-91



Roadrunner Basketball

Largest Victories in Convocation Center

Marg.	Score	Opponent	Date
67	96-29	PV-A&M	2-10-83
	105-38	PV-A&M	12-7-93
61	91-30	Tx Southern	12-5-96
54	100-46	Southwestern	11-28-83
49	90-41	H-Simmons	2-20-84
44	88-44	PV-A&M	11-16-04
43	80-37	Tx Southern	12-16-97
41	88-47	SHSU	1-27-84
	87-46	McNeese State	2-22-07
40	92-52	Nicholls St.	2-17-94
40	86-46	PV-A&M	1-5-91
39	82-43	Schreiner	11-22-96

Worst Defeats

Marg.	Score	Opponent	Date
57	96-39	Texas Tech	11-23-98
56	111-55	Houston	11-27-90
53	96-43	Texas St.	2-13-93
49	115-66	Houston	12-18-89
	91-42	San Diego	12-28-01
45	90-45	Texas	12-7-83
	91-46	Oklahoma St.	11-28-87
	80-39	La. Tech	12-15-84
40	80-40	Oklahoma	11-23-98
39	89-50	SFA	2-9-95
	92-53	Texas Tech	12-17-88
	102-63	SFA	2-3-96

Worst Defeats in Convocation Center

Marg.	Score	Opponent	Date
45	91-46	Oklahoma St.	11-28-87
39	102-63	SFA	2-3-96
38	80-42	SFA	1-14-95
33	96-63	SFA	1-7-93

Worst Defeats on the Road

Marg.	Score	Opponent	Date
57	96-39	Texas Tech	11-23-98
56	111-55	Houston	11-27-90
53	96-43	Texas St.	2-13-93
49	115-66	Houston	12-18-89
	91-42	San Diego	12-28-01
45	91-46	Oklahoma St.	11-28-87
	90-45	Texas	12-7-83

Worst Defeat on Neutral Site

Marg.	Score	Opponent	Date
41	80-39	La. Tech	12-15-84

(in Dallas)

Worst Defeat in Tournament

Marg.	Score	Opponent	Date
49	91-42	San Diego	12-28-01

Single-Season Records

Points Scored

Pts.	Player	Year
480	Vivian Ewalefo	2006-07
436	Rosie Smith	1997-98
388	Richelle Parks	2004-05
385	Angel Singleton *	1994-95
374	Monica Gibbs	2006-07
366	Vivian Ewalefo	2005-06



Vivian Ewalefo set UTSA single-season school record with 480 points and averaging 16.0 points per game during the 2006-07 season.

319	Terrie Davis	2006-07
292	Lacy Mingee	2005-06
282	Kisha Dancy	1994-95
263	Nicole Dunson	2005-06
260	Mararet Martinovich	1981-82
256	Katie Sandefur	2005-06
235	Tia Bogan	2006-07
225	Sonya Smith	1985-86
217	Terrie Davis	2005-06
211	Lynsey Freeman	2006-07
204	Monica Gibbs	2005-06
200	Anakara King	1992-93

* redshirt year

Highest Scoring Average

Avg.	Player	Year
16.0	Vivian Ewalefo	2006-07
15.6	Rosie Smith	1997-98
14.8	Angel Singleton	1994-95
13.9	Richelle Parks	2004-05
12.9	Monica Gibbs	2006-07
12.2	Vivian Ewalefo	2005-06
10.8	Kisha Dancy	1994-95
10.6	Terrie Davis	2006-07
9.7	Lacy Mingee	2005-06
9.6	Margaret Martinovich	1981-82
9.1	Nicole Dunson	2005-06

Rebounds

Reb.	Player	Year
235	Monica Gibbs	2006-07
229	Vivian Ewalefo	2005-06
225	Vivian Ewalefo	2006-07
224	Richelle Parks	2004-05
200	Monica Gibbs	2005-06
196	Margaret Martinovich	1981-82
188	Angel Singleton	1994-95
181	Sonya Smith	1985-86
178	Carmen Brockman	1989-90
135	Ankara King	1992-93
129	Lacy Mingee	2005-06
126	Latifa Northern	1998-99
122	Rosie Smith	1997-98
120	Kisha Dancy	1994-95
117	Katie Sandefur	2005-06
116	Tamara Smith	1994-95
	Terrie Davis	2006-07
114	Tia Bogan	2006-07

Rebound Average

Reb.	Player	Year
8.1	Monica Gibbs	2006-07
8.0	Richelle Parks	2004-05
7.6	Vivian Ewalefo	2005-06
7.5	Vivian Ewalefo	2006-07
7.3	Margaret Martinovich	1981-82
7.2	Angel Singleton	1994-95
7.1	Monica Gibbs	2005-06
6.7	Sonya Smith	1985-86
5.2	Ankara King	1992-93

Assists

Ast.	Player	Year
139	Monica Gibbs	2006-07
138	Monica Gibbs	2005-06
83	Michelle Carlucci	1992-93
74	Terrie Davis	2005-05
71	Sherika Nelson	1995-96
69	Kisha Dancy	1994-95
54	Sharon Wilson	1985-86
	Nicole Dunson	2005-06
53	Katie Sandefur	2005-06
50	Terrie Davis	2005-06

Blocked Shots

Blk.	Player	Year
27	Lacy Mingee	2004-05
26	Monica Gibbs	2005-06
22	Katie Sandefur	2004-05
21	Lacy Mingee	2005-06
18	Carmen Brockman	1989-90
17	Tia Bogan	2006-07
	Monica Gibbs	2006-07
15	Tamara Smith	1994-95
	Katie Sandefur	2005-06
13	Richelle Parks	2004-05
	Vivian Ewalefo	2006-07
12	Sharon Wilson	1985-86
	Katie Sandefur	2002-03
	Vivian Ewalefo	2005-06

Steals

St.	Player	Year
54	Monica Gibbs	2006-07
49	Terrie Davis	2005-06
48	Terrie Davis	2006-07
47	Sonya Smith	1985-86
44	Monica Gibbs	2005-06
42	Rosie Smith	1997-98
38	Kisha Dancy	1994-95
	Lynsey Freeman	2006-07
36	Terrie Davis	2004-05
34	Vivian Ewalefo	2005-06
	Vivian Ewalefo	2006-07

Field Goals Made

FG, Player	Year
183, Vivian Ewalefo	2006-07
159, Rosie Smith	1997-98
157, Richelle Parks	2004-05
118, Angel Singleton	1994-95
118, Monica Gibbs	2006-07
117, Kisha Dancy	1994-95
104, Margaret Martinovich	1981-81



Roadrunner Basketball



Field Goal Attempts

FGA, Player	Year
413, Vivian Ewalefo	2006-07
359, Rosie Smith	1997-98
332, Richelle Parks	2004-05
304, Kisha Dancy	1994-95
291, Monica Gibbs	2006-07
273, Terrie Davis	2006-07
229, Angel Singleton	1994-95
210, Tia Bogan	2006-07
207, Lacy Mingee	2004-05
205, Ankara King	1992-93

Field Goal Percentage

FG%, Player	Year
54.1 (60-111) Renda Churman	1997-98
51.5 (118-229) Angel Singleton	1994-95
51.2 (66-129), Tisha Boldt	1986-87
51.3 (96-187), Lacy Mingee	2004-05
48.1 (104-216), M. Martinovich	1981-82
47.9 (91-190), Sonya Smith	1985-86
47.4 (64-135) Katie Sandefur	2002-03
47.3 (157-332) Richelle Parks	2004-05

Free Throws Made

FT, Player	Year
149, Angel Singleton	1994-95
136, Monica Gibbs	2006-07
108, Vivian Ewalefo	2006-07
74, Richelle Parks	2004-05
65, Rosie Smith	1997-98
Terrie Davis	2006-07
57, Lacy Mingee	2004-05
52, Margaret Martinovich	1981-82
51, Tia Bogan	2006-07

Free Throw Attempts

FTA, Player	Year
214, Monica Gibbs	2006-07
198, Angel Singleton	1994-95
140, Vivian Ewalefo	2006-07
134, Richelle Parks	2004-05
77, Tia Bogan	2006-07
Terrie Davis	2006-07
76, Rosie Smith	1997-98
Sonya Smith	1985-86
69, Kim Reed	2001-02

Free Throw Percentage

FT%, Player	Year
89.3 (25-28) Nicole Dunson	2004-05
85.5 (65-76) Rosie Smith	1997-98
84.4 (65-77) Terrie Davis	2006-07

Three-Point Field Goals Made

FG, Player	Year
54, Terrie Davis	2006-07
53, Rosie Smith	1997-98
43, Lynsey Freeman	2006-07

Three Point Field Goal Attempts

FGA Player	Year
165, Terrie Davis	2006-07
141, Rosie Smith	1997-98
140, Lynsey Freeman	2006-07

Three-Point Field Goal Percentage

FG%, Player	Year
44.1 (52-118) Nicole Dunson	2005-06
39.7 (46-116) Nicole Dunson	2004-05
37.6 (53-141) Rosie Smith	1997-98
35.8 (29-81) Sabirah Spencer	1997-98
34.2 (39-114) Terrie Davis	2005-06

Minutes Played

Min.	Player	Year
1,088	Terrie Davis	2006-07
1,081	Lynsey Freeman	2006-07
1,062	Monica Gibbs	2006-07
957	Monica Gibbs	2005-06
951	Nicole Dunson	2005-06
947	Vivian Ewalefo	2006-07
927	Rosie Smith	1997-98
863	Terrie Davis	2005-06
806	Kisha Dancy	1994-95
802	Richelle Parks	2004-05
703	Tia Bogan	2006-07

Games Played

Gms.	Player	Year
30	Vivian Ewalefo	2005-06, 06-07
	Lacy Mingee	2005-06
	Katie Sandefur	2005-06
	Terrie Davis	2006-07
	Tia Bogan	2006-07
	Lynsey Freeman	2006-07
29	Katie Sandefur	2002-03
	Nicole Dunson	2005-06
	Farren Fox	2005-06
	Ana Oliveira	2005-06, 06-07
	Monica Gibbs	2006-07
28	Rosie Smith	1997-98
	Renda Churman	1997-98
	Kim Reed	2001-02
	Lacy Mingee	2004-05
	Richelle Parks	2004-05
	Katie Sandefur	2004-05
	Lyndsey Greer	2004-05
	Terrie Davis	2004-05
	Terrie Davis	2005-06
	Monica Gibbs	2005-06
	Destiny Brown	2005-06

Games Started

Gms.	Player	Year
30	Terrie Davis	2006-07
29	Nicole Dunson	2005-06
	Katie Sandefur	2005-06
	Vivian Ewalefo	2006-07
28	Rosie Smith	1997-98
	Lyndsey Greer	2004-05
	Terrie Davis	2005-06
	Lynsey Freeman	2006-07
	Monica Gibbs	2006-07

Individual Opponent Records

Single Game

Points Scored

37, Lisa Foss, Northern Ill. (2-22-91)

Points Scored/Conference Game

35, Tammy Terry, Okla. City (2-27-84)

Field Goals

16, Lisa Foss, Northern Ill. (2-22-91)

Field Goals/Conference Game

13, Sheronda Bell, NW St. (1-26-06)

Free Throws

17, Tammy Terry, Okla. City (2-27-84)

Free Throws/Conference Game

17, Tammy Terry, Okla. City (2-27-84)

Free Throw Attempts

21, Katrina Price, SFA (3-5-98)

Free Throw Attempts/Conference

21, Katrina Price, SFA (3-5-98)

Three-Point Field Goals

9, Carin Stites, Oklahoma (1-21-91)

Angela Branch, ULM (12-30-93)

3-Point Field Goal/Conference Game

9, Angela Branch, ULM (12-30-93)

Rebounds

21, Kris Veatch, New Mexico St., (1-23-88)

Yolanda Wilkerson, Tx St. (12-24-96)

Rebounds/Conference Game

21, Yolanda Wilkerson, Tx St. (12-24-96)

Assists

14, Amy Sheiron, SHSU (2-18-99)

Turnovers

12, Lakeita Richardson, SHSU (2-10-94)

Blocked Shots

7, Shannon Spriggs, UTA (3-2-95)

Steals

11, Leslie Hale, SHSU (2-11-95)

Team Records

Single Game

Points Scored

115 by Houston (12-18-89)

Points Scored/Conference Game

102 by Stephen F. Austin (2-3-96)

Points Scored/Single Half

66 (1st half) by Houston (12-18-89)

60 (2nd half) by Houston, 11-27-90



Roadrunner Basketball

Fewest Points in a Game

26 by Prairie View A&M (1-29-83)

Fewest Points/Conference Game

38 by SLU (3-5-03)

Fewest Points Scored/Single Half

8 (first half) by Prairie View A&M (12-3-96)

Most Field Goals

47 by Houston (11-27-90)

Fewest Field Goals in a Game

8 by Prairie View A&M (12-3-96)

Fewest Field Goals in a Half

1 by Prairie View A&M (12-3-96)

Fewest Field Goals/Conference Game

12, Southeastern Louisiana (1-4-01)

Most Field Goal Attempts

90 by Houston (11-27-90)

Highest Field Goal Percentage

61.9 % (26 of 42) by Oral Roberts (2-25-84)

Highest Field Goal Percentage in a Half

72 % by Baylor (12-16-96)

Lowest Field Goal Percentage in a Game

17.5 (11 of 63) by Prairie View (11-28-95)

Most Free Throws Made in a Game

33 by Oral Roberts (2-22-86)
Texas Tech (12-17-88)

Fewest Free Throws Made in a Game

1 by Prairie View A&M (2-10-83)
Texas-Pan American (12-9-92)
Southeastern Louisiana (3-5-03)
Lamar (3-4-04)

Most Three-Point Field Goals in a Game

13 by Oklahoma (1-21-91)

Most Three Point Field Goals Made/ Conference Game

11, Sam Houston State, 1-19-06

Three-Point Field Goal Attempts

40 by New Mexico State (12-31-90)

Three-Point Field Goal Attempts/ Conference Game

32, Nicholls State (2-2-95)

Three-Point Field Goal Percentage

66.7% by three opponents, most recent by
NW State (8-of-12), 1-22-05

Most Rebounds in a Game

64 by Prairie View A&M (2-8-90)
ULM (12-30-93)

Individual Scoring By An Opponent/Single Game

Pts.	Player	School	Date	Site	Result
37	Lisa Foss	Northern Ill.	2-22-91	Anchorage, Alaska	L, 73-103
36	Carin Sites	Oklahoma	1-21-91	Norman, Okla.	L, 86-93
	Kris Veatch	NM State	2-23-88	Las Cruces, N.M.	L, 80-90
35	Peggy Sifford	Hardin-Simmons	2-17-86	Convocation Center	W, 83-67
	Tammy Terry	Okla. City	2-27-84	Convocation Center	W, 113-91
34	Diamond Cosby	NW State	2-29-05	Convocation Center	L, 68-82
	Terra Wallace	UTA	2-16-05	Convocation Center	W, 68-67 (OT)
33	Vivian Herron	Oral Roberts	1-28-89	Tulsa, Okla.	L, 71-92
32	Shelly Wallace	Arkansas	12-3-88	Nacogdoches	L, 57-75
	Sherry Dailey	Oral Roberts	1-21-84	Tulsa, Okla.	W, 77-72
	Carvie Upshaw	New Orleans	2-2-87	New Orleans, La.	L, 63-77
	Joskeen Garner	NW St.	2-28-94	Convocation Center	L, 56-71
	Tamara Thompson	Tx St.	2-18-06	Convocation Center	L, 71-73 (OT)
31	Terri Butler	ULM	1-5-98	Monroe, La.	L, 70-80 (OT)
	Annette Smith	Texas	12-7-83	Austin	L, 45-90
	Reena Lynch	Tx Tech	12-13-86	Lubbock	L, 62-75
	Uirannah Jackson	Lamar	11-27-89	Beaumont	L, 68-90
	Sheronda Bell	NW St.	1-26-06	Convocation Center	W, 73-65
30	Katrina Price	SFA	1-8-98	Convocation Center	L, 71-84
	Antoinette Norris	SFA	1-9-88	Nacogdoches	L, 58-81
29	Phylesha Whaley	Oklahoma	11-23-98	Norman, Okla.	L, 40-80
	Adrian Vickers	S. Alabama	12-2-88	Nacogdoches	L, 55-77
	Shelly Wallace	Arkansas	1-9-89	Convocation Center	L, 77-97
	Cristye Boyd	UNT	1-30-93	Convocation Center	W, 65-64
	Brenda Hatchett	Lamar	1-10-91	Convocation Center	L, 71-96
28	Vickey Finch	Houston	1-25-83	Convocation Center	L, 80-90
	Carolyn Thompson	Tx Tech	2-15-83	Lubbock	L, 76-86
	Kenna Williams	Tx Southern	2-19-83	Convocation Center	L, 73-80
	Holly Russ	UTEP	12-4-90	El Paso	L, 76-78
	Michelle Molligan	Nicholls St.	2-17-94	Convocation Center	W, 92-52
	Nicole Collins	Angelo St.	11-17-93	Convocation Center	L, 60-66

Most Rebounds/Conference Game

64 by La.-Monroe (12-30-93)

Most Assists in a Game

38 by Northwestern State (2-20-93)

Most Assists/Conference Game

38 by Northwestern State (2-20-93)

Most Turnovers in a Game

43 by East Texas State (1-12-87)

Most Fouls in a Game

36 by Angelo State (1-11-82)

Most Fouls/Conference Game

27, Northwestern State, 1-30-99
Lamar, 2-3-05

Fewest Fouls in a Game

7 by McNeese State (2-19-94)

Fewest Fouls/Conference Game

7 by McNeese State (2-19-94)

Most Blocks in a Game

12 by Northwestern State (1-8-05)

Most Blocks/Conference Game

12 by Northwestern State (1-8-05)

Most Steals in a Game

31 by Houston (11-27-90)

Fewest Steals in a Game (min. 1)

1 by Hardin Simmons (2-4-85)



*The 2002-03 team set a school record 17
Conference wins en route to their first-ever
Southland Conference Regular Season
Championship and also won a school-best
13 straight games.*





Roadrunner Basketball



Ginny DeHaven
1981-84
54-27 (.666)
three seasons

1981-82 (16-11) Ginny DeHaven

N 23	@ Texas St.	W	89-69
N 25	Houston	L	44-59
N 27	TAMUK #	W	82-69
N 28	Texas-El Paso #	W	72-62
N 29	Pan American #	W	71-40
D 1	Texas Lutheran	W	80-62
D 3	@ Texas A&M	W	67-57
D 5	@ Baylor	L	65-69
D 11	Baylor	L	69-70
J 4	UTA	W	56-55
J 9	Lamar	W	53-51
J 11	Angelo State	W	73-50
J 14	@ Lamar	L	59-71
J 19	@ Texas Lutheran	W	72-62
J 21	Texas A&M	L	51-60
J 23	Texas Woman's	W	71-51
J 25	TAMUK	W	68-48
J 29	West Texas State ^	L	61-67
J 30	Southwestern ^	W	58-53
J 30	TAMUK ^	W	75-62
F 4	@ Texas Woman's	W	60-48
F 5	@ N. Texas %	L	67-77
F 6	Texas Woman's %	W	56-40
F 8	@ UTA	L	50-75
F 16	@ SMU	L	57-76
F 19	@ Texas A&M	L	48-53
F 22	@ Houston	L	58-75

TAMUK Tournament
^ Angelo State Tournament
% North Texas Tournament

1982-83 Ginny DeHaven

(17-10)			
N 22	@ Southwestern	W	67-56
N 24	SHSU	W	67-52
N 29	@ Texas A&M	L	64-84
D 2	Texas Lutheran	W	92-57
D 6	Southwestern	W	62-43
D 10	Texas St.	L	53-55
D 11	Hardin-Simmons	W	74-58
J 4	UTA	W	56-30
J 6	@ TX Southern	L	55-65
J 8	North Texas	W	78-60
J 10	Rice	W	68-53
J 12	@ SHSU	W	59-29
J 17	@ Hust.-Tillotson	W	89-51
J 19	@ TX Lutheran	W	70-54
J 25	Houston (OT)	L	80-90
J 27	@Prairie View A&M	W	72-26
J 29	Hust. Tillotson	W	92-56
F 2	SMU (OT)	W	67-66
F 5	@ Lamar	L	56-66
F 8	Texas	L	54-74

F 10	Prairie View A&M	W	96-29
F 14	@ Hardin-Simmons	W	81-66
F 15	@ Texas Tech	L	76-86
F 19	Texas Southern	L	73-80
F 22	@ Rice	W	75-65
F 23	@ Houston	L	67-75
F 26	Lamar	L	65-66

1983-84 Ginny DeHaven

(21-6, 7-1 OCAC)			
N 22	@ SHSU	W	79-55
N 28	Southwestern	W	100-46
D 1	@ Texas St.	W	69-66
D 3	Texas Tech	L	64-72
D 5	Houston	L	66-68
D 7	@ Texas	L	45-90
D 12	@ Baylor	W	67-66
D 31	SW Missouri St.	W	82-79
J 3	Texas St.	W	99-73
J 5	Texas A&M	L	66-70
J 9	@ St. Mary's	W	75-58
J 17	@ Rice	W	76-55
J 18	@ Houston	L	73-80
J 21	@ Oral Roberts *	W	77-72
J 23	@ Okla. City *	W	85-78
J 27	SHSU	W	88-47
F 2	@ Southwestern	W	71-66
F 4	West Texas State *	W	72-69
F 6	@ Hardin-Simmons *	W	88-71
F 11	UTEP *	W	92-79
F 14	St Mary's	W	79-49
F 18	@ West Texas St. *	L	54-69
F 20	Hardin-Simmons	W	90-41
F 25	Oral Roberts *	W	75-64
F 27	Okla. City *	W	113-91
F 29	Rice	W	73-72
M 3	@ UTEP *	W	72-68

* Oil Country Athletic Conference games



Bill MacLeay
1984-89
75-60 (.555)
five seasons

1984-85 Bill MacLeay

(18-10, 9-1 OCAC)			
N 22	Missouri ^	L	70-86
N 23	Minnesota ^	L	57-60
N 24	Miss. State ^	W	56-54
N 29	Texas St.	W	66-59
D 1	Texas Southern	W	84-57
D 3	@ Rice	W	77-67
D 4	@ Houston	L	59-80
D 8	Southwestern	W	84-54
D 14	Idaho #	L	67-68
D 15	La. Tech #	L	39-80
D 31	Minnesota \$	L	72-86
J 4	La.-Monroe %	L	56-77
J 5	Hardin-Simmons %	W	83-64

J 8	@ Texas A&M	W	61-51
J 15	St. Mary's	W	72-64
J 19	Oral Roberts *	W	80-56
J 21	Oklahoma City *	W	76-67
J 24	@ Texas St.	L(OT)	69-71
F 2	@ West Texas St. *	L	67-83
F 4	@ Hardin-Simmons *	W	88-68
F 9	@ UTEP *	W	79-69
F 12	@ St. Mary's	W	68-47
F 16	West Texas St. *	W	73-54
F 18	Hardin-Simmons *	W	78-61
F 23	@ Oral Roberts *	W	68-57
F 25	@ Okla. City *	W	66-65
M 2	UTEP *	W	78-52
M 9	West Texas St. **	L	64-79

^ Queen's Classic (Plainview, Texas)
Hilton Inn Classic (Dallas)
\$ Kangaroo Classic (San Diego, Calif.)
* Oil Country Athletic Conference Games
**OCAC Championship Game (Abilene)

1985-86 Bill MacLeay

(18-9)			
N 26	@ Texas Southern	W	69-68
N 30	Texas St.	W	72-58
D 3	Rice	W	81-67
D 5	Houston	L	52-63
D 9	Baylor	W	62-58
D 16	@ Texs A&I	W	71-38
D 18	Creighton	W	71-69
J 4	Texas Southern	W	68-54
J 6	Texas A&M	W	57-54
J 10	Pan American !	W	75-36
J 11	SHSU	W	58-57
J 13	St. Mary's	W	74-55
J 18	Oral Roberts	L	54-60
J 22	@ Prairie View A&M	L	54-71
J 25	Southwestern	W	86-53
J 28	Pan American	W	69-58
F 1	@ West Texas State	L	43-85
F 3	@ Hardin-Simmons	W	61-58
F 6	@ St. Mary's	W	73-67
F 8	@ UTEP	W	65-58
F 11	@ Texas St.	L	66-69
F 13	Prairie View A&M	L	61-64
F 15	West Texas State	L	56-59
F 17	Hardin-Simmons	W	83-67
F 22	@ Oral Roberts	L	61-97
F 25	@ Pan American	L	48-64
M 1	UTEP	W	99-65

! at Huntsville, Texas

1986-87 Bill MacLeay

(18-8)			
N 28	Oklahoma ^	L	62-67
N 29	Nevada-Reno ^	W	78-67
D 3	@Houston	L	74-75
D 5	Alabama #	L	72-77
D 6	Baylor #	W	75-67
D 8	Texas St.	W	77-66
D 10	@ SMU	L	61-66



Roadrunner Basketball

D 13	@ Texas Tech	L	62-75
D 16	St. Mary's	W	83-72
D 20	SFA	W	76-67
J 8	UTA	W	67-43
J 10	SHSU	W	66-38
J 12	East Texas State	W	93-48
J 15	North Texas	W	82-62
J 17	TAMUK	W	79-43
J 21	@ Pan American	W	66-41
J 26	St. Mary's	W	75-52
J 31	@ Tulane	W	69-66
F 2	@ New Orleans	L	63-77
F 5	UTEP	W	72-53
F 7	@ SHSU	L	58-59
F 10	@ Creighton	L	65-73
F 16	@ Texas St.	W	81-75
F 21	UTPA	W	72-36
F 25	@ Baylor	W	63-57
F 28	@ UTEP	W	58-52

^ Leggs Tournament (Las Cruces, N.M.)

Ladyjack Dial Classic (Nacogdoches, Texas)

1987-88

(12-16) Bill MacLeay

N 28	@ Okla. State ^	L	46-91
N 29	Prairie View A&M ^	W	85-52
D 1	Houston	L	65-69
D 4	Texas A&M #	L	58-69
D 5	ULL #	W	72-66
D 8	Texas Tech	L	50-67
D 12	@ Arkansas	L	73-84
D 15	Baylor	W	50-46
D 19	St. Mary's	W	79-61
D 31	Pepperdine	W	57-51
J 7	@ East Texas State	W	64-50
J 9	@ SFA	L	58-81
J 11	@ North Texas	L	59-74
J 14	UALR	W	76-71
J 16	New Orleans	L	55-83
J 20	Colorado State %	W	64-55
J 24	@ Wisc.-Green Bay	W	62-57
J 25	@ Creighton	L	62-82
F 1	@ Texas St.	L	62-84
F 3	@ SMU	L	58-81
F 6	UTEP	W	76-55
F 9	@ UALR	L	69-75
F 10	@ Mo.-Kansas City	L	62-79
F 15	@ UTA	L	67-75
F 21	@ UTEP	W	59-58
F 23	@ New Mexico St.	L	65-91
F 27	Oral Roberts	L	78-92
M 1	Texas St.	W	81-67

^ OSU Cowgirl Classic (Stillwater, Okla.)

Converse-Hampton Inn Lady Aggie Classic (College Station, Texas)

% Played at HemisFair Arena, San Antonio

1988-89

(9-17) Bill MacLeay

N 25	Lamar ^	L	76-78
N 26	Prairie View A&M ^	W	62-44
D 2	South Alabama #	L	55-77
D 3	Arkansas #	L	57-75

D 5	Texas St.	L	64-78
D 9	Iona %	W	88-58
D 10	@ Missouri %	L	68-89
D 17	@ Texas Tech	L	53-92
D 19	SFA	L	59-66
J 2	Houston	L	63-71
J 6	@ UTEP	L	63-76
J 9	Arkansas	L	77-97
J 12	@ Wyoming	L	67-70
J 14	@ Colorado St.	L	57-71
J 19	New Mexico State	W	58-57
J 21	SE La.	L	59-70
J 24	St. Mary's	W	100-62
J 28	@ Oral Roberts	L	71-92
J 30	@ North Texas	L	59-80
F 2	Nicholls St.	W	59-54
F 4	Mo.-Kansas City	L	57-61
F 8	UTEP	W	64-60
F 18	@ SE La.	L	63-71
F 20	@ Nicholls St.	W	72-64
F 27	@ Texas St.	W	79-78
M 2	Creighton	W	82-80

^ SHSUTourney (Huntsville)

SFA Dial Classic (Nacogdoches, Texas)

% Mid-America Classic (Columbia, Missouri)



Mary Ann McLaughlin

1989-94

50-87 (.364)

five seasons

1989-90

(12-16) Mary Ann McLaughlin

N 25	Schreiner	W	83-60
N 27	@ Lamar	L	68-90
D 2	Angelo State	W	77-74
D 3	@ Baylor	W	75-66
D 11	Texas Lutheran	W	88-54
D 16	Lamar	L	63-79
D 18	@ Houston	L	66-115
D 20	Texas Tech	L	65-82
D 29	@ Pepperdine^	L	61-82
D 30	San Diego St.^	W	67-65
J 3	@ Texas St.	L	64-66
J 8	@ UTEP	L	59-65
J 10	@ New Mexico St.	L	55-89
J 13	Wyoming	L	59-68
J 17	Prairie View A&M	W	75-59
J 20	Nicholls St.	W	82-51
J 22	St. Mary's %	W	68-62
J 29	Mo.-Kansas City	W	54-47
F 1	Texas St.	L	64-66
F 3	@ SE La.	L	75-84
F 5	@ Nicholls St.	L	52-70
F 8	@ Prairie View A&M	L	64-71
F 12	@ Mo.-Kansas City	L	48-69
F 17	UTEP	L	64-69
F 22	SE La.	W	86-84
F 24	UTPA	W	86-70
F 28	@ UTPA	W	80-58
M 3	North Texas	W	82-81

^ Pepperdine Tournament (Malibu, Calif.)

% Played at Hemis Fair Arena, San Antonio

1990-91

(18-12) Mary Ann McLaughlin

N 24	Schreiner	W	113-89
N 27	@ Houston	L	55-111
N 30	Wayland Baptist	L	64-73
D 4	@ UTEP	L	76-78
D 7	Duke^	L	68-71
D 8	Baylor^	L	76-91
D 17	@ Baylor	L	80-87
D 19	@ Texas A&M	L	69-84
D 31	New Mexico St.	W	98-84
J 3	UTA	W	83-69
J 5	Prairie View A&M	W	86-46
J 8	@ North Texas	W	84-75
J 10	Lamar	L	71-96
J 12	Nicholls St.	W	83-73
J 14	@ SHSU	W	76-63
J 21	@ Oklahoma	L	86-93
J 26	Texas Southern	W	80-68
J 29	SHSU	W	96-78
J 30	@ UTPA	W	88-72
F 4	@ UTA	W	69-63
F 7	@ TX Southern	W	72-52
F 9	SMU	W	93-77
F 12	UTEP	W	86-61
F 16	@ Tulane (OT)	W	98-93
F 18	@ Nicholls St.	W	69-58
F 22	Northern Ill.#	L	73-103
F 23	@ Alaska-Anchorage#	L	89-97
F 24	Northern Arizona#	W	79-75
F 28	UTPA	W	70-51
M 2	Texas St.	L	58-73

^ SWT Jowers Jamboree (San Marcos, Texas)

Great Alaska Shootout (Anchorage, Alaska)

1991-92

(4-23) Mary Ann McLaughlin

N 22	Baylor	L	68-85
N 25	@ Oklahoma	L	70-102
N 30	@ UTPA	L	57-80
D 6	SMU	L	56-59
D 11	Texas A&M	W	75-59
D 16	UTPA	L	57-61
D 20	Pacific ^	L	57-75
D 21	Dartmouth ^	L	60-68
J 2	@ UTA	L	71-76
J 4	@ North Texas	L	67-75
J 9	McNeese St.	L	66-76
J 11	Nicholls St.	W	72-63
J 16	@ La.-Monroe	L	81-94
J 18	@ Northwestern St.	L	69-81
J 23	Schreiner	W	84-63
J 25	@ Texas St.	L	54-56
J 30	SFA	L	50-77
F 1	SHSU	L	52-55
F 6	@ Nicholls St.	L	62-67
F 8	@ McNeese St.	L	66-93
F 10	UTA	L	59-65
F 13	Northwestern St.	L	60-64
F 15	La.-Monroe	L	75-81



Roadrunner Basketball

F 22 __ Texas St. _____ L _____ 45-61
 F 27 __ @ SHSU _____ L _____ 45-58
 F 29 __ @ SFA _____ L _____ 54-78
 M 2 __ North Texas _____ W _____ 65-62
 ^ Santa Clara Classic (Santa Clara, Calif.)

1992-93

(11-15, 6-12 SLC) Mary Ann McLaughlin
 D 1 __ @UTPA _____ W _____ 54-51
 D 5 __ TAMUK _____ W _____ 73-46
 D 9 __ UTPA _____ W _____ 50-47
 D 12 __ @ TX Southern _____ L _____ 62-78
 D 15 __ Texas Southern _____ W _____ 76-63
 D 17 __ @ UTEP _____ L _____ 47-75
 J 2 __ @ McNeese St. * _____ L _____ 61-72
 J 4 __ @ Nicholls St. * _____ L _____ 60-78
 J 7 __ SFA * _____ L _____ 63-96
 J 9 __ SHSU* _____ W _____ 66-64
 J 11 __ UTEP _____ L _____ 32-54
 J 16 __ Texas St. * _____ L _____ 48-78
 J 21 __ @Northwestern St. * _____ L _____ 52-80
 J 23 __ @La.-Monroe * _____ L _____ 58-65
 J 28 __ UTA * _____ W _____ 70-63
 J 30 __ North Texas * _____ W _____ 65-64
 F 2 __ Schreiner _____ W _____ 60-49
 F 4 __ @SHSU* _____ W _____ 70-54
 F 6 __ @ SFA * _____ L _____ 60-76
 F 8 __ McNeese St. * _____ W _____ 63-59
 F 13 __ @ Texas St. * _____ L _____ 43-96
 F 18 __ La.-Monroe * _____ L _____ 50-74
 F 20 __ Northwestern St. * _____ L _____ 65-93
 F 25 __ @ North Texas * _____ L _____ 63-66
 F 27 __ @ UTA * _____ L _____ 44-53
 M 1 __ Nicholls St. * _____ W _____ 58-42

* Southland Conference games

1993-94

(5-21, 2-16 SLC) Mary Ann McLaughlin
 N 27 __ Angelo State _____ L _____ 60-66
 D 3 __ Kent State ^ _____ L _____ 69-98
 D 4 __ Eastern Illinois ^ _____ L _____ 51-59
 D 7 __ Prairie View A&M _____ W _____ 105-38
 D 11 __ TAMUK _____ L _____ 44-63
 D 15 __ Tarleton State _____ W _____ 65-51
 D 28 __ @ Northwestern St. * L(OT) _____ 75-80
 D 30 __ @ La.-Monroe * _____ L _____ 47-84
 J 5 __ @ Northern Ariz. _____ L _____ 47-70
 J 8 __ Texas State * _____ L _____ 48-72
 J 14 __ SFA * _____ L _____ 57-72
 J 16 __ SHSU* _____ L _____ 61-66
 J 20 __ @ McNeese St. * _____ L _____ 55-57
 J 22 __ @ Nicholls St. * _____ W _____ 64-48
 J 27 __ UTA * _____ L _____ 52-70
 J 29 __ North Texas * _____ L _____ 65-74
 F 3 __ Schreiner _____ W _____ 74-49
 F 5 __ @ Texas St. * _____ L _____ 43-78
 F 10 __ @SHSU* _____ L _____ 63-78
 F 12 __ @ SFA * _____ L _____ 49-77
 F 17 __ Nicholls St. * _____ W _____ 92-52
 F 19 __ McNeese St. * _____ L _____ 68-72
 F 24 __ @ North Texas * _____ L _____ 53-66
 F 26 __ @ UTA * _____ L _____ 69-76
 F 28 __ Northwestern St. * _____ L _____ 56-71
 M 2 __ La.-Monroe * _____ L _____ 67-78

^ Rice Classic (Houston, Texas)

* Southland Conference games



Jeff Spivey
1994-96
15-37 (.288)
two seasons

1994-95

(7-19, 2-16 SLC) Jeff Spivey
 N 26 __ Midwestern St. _____ L _____ 54-76
 N 30 __ @TX-Pan Amercan _____ W _____ 67-60
 D 3 __ TAMUK _____ W _____ 60-53
 D 6 __ Schreiner _____ W _____ 85-72
 D 10 __ Baylor _____ L _____ 55-71
 D 17 __ Tarleton State ^ _____ W _____ 59-56
 D 22 __ @ Oral Roberts _____ L _____ 52-62
 J 2 __ Texas Southern _____ W _____ 62-52
 J 5 __ @ McNeese St. * _____ L _____ 47-83
 J 7 __ @ Nicholls St. * _____ L _____ 66-72
 J 12 __ SHSU* _____ L _____ 72-88
 J 14 __ SFA * _____ L _____ 42-80
 J 17 __ North Texas * _____ L _____ 79-82
 J 21 __ Texas St. * _____ L _____ 51-68
 J 26 __ @ Northwestern St. * _____ L _____ 67-87
 J 28 __ @ La.-Monroe * _____ L _____ 65-83
 F 2 __ Nicholls St. * _____ W _____ 79-63
 F 4 __ McNeese St. * _____ L _____ 63-75
 F 9 __ @ SFA * _____ L _____ 50-89
 F 11 __ @ SHSU* _____ L _____ 50-73
 F 13 __ UTA * _____ W _____ 64-62
 F 16 __ @ Texas St. * _____ L _____ 44-72
 F 23 __ La-Monroe * _____ L _____ 61-77
 F 25 __ Northwestern St. * _____ L _____ 57-76
 M 2 __ @ UTA * _____ L _____ 61-86
 M 4 __ @ North Texas * _____ L _____ 58-76

^ Game played at Trinity University (San Antonio)

* Southland Conference games

1995-96

(8-18, 4-14) SLC Jeff Spivey
 N 25 __ TAMUK _____ W _____ 59-56
 N 28 __ Prairie View A&M _____ W _____ 66-34
 D 1 __ Iowa State ^ _____ L _____ 54-82
 D 2 __ Air Force ^ _____ L _____ 69-71
 D 5 __ @ TCU _____ L _____ 58-78
 D 9 __ UTPA _____ L _____ 70-72
 D 20 __ Texas Southern _____ W _____ 65-60
 D 30 __ ULL _____ W _____ 67-53
 J 4 __ @ SFA * _____ L _____ 58-89
 J 6 __ @ SHSU* _____ L _____ 49-79
 J 11 __ McNeese St. * _____ L _____ 55-57
 J 13 __ Nicholls St. * _____ W _____ 71-62
 J 18 __ @ Northwestern St. * _____ L _____ 73-81
 J 20 __ @La.-Monroe * _____ L _____ 65-82
 J 22 __ North Texas * _____ L _____ 77-84
 J 27 __ Texas St.* _____ L _____ 57-78
 F 3 __ SFA * _____ L _____ 63-102
 F 8 __ @ Nicholls St. * _____ W _____ 71-66
 F 10 __ @ McNeese St. * _____ W _____ 78-66
 F 12 __ SHSU* _____ L _____ 65-90
 F 15 __ La.-Monroe * _____ W _____ 72-68
 F 27 __ Northwestern St. * _____ L _____ 74-93

F 19 __ UTA * _____ L _____ 54-66
 F 24 __ @ Texas St. _____ L _____ 52-67
 F 29 __ @ UTA * _____ L _____ 56-70
 M 2 __ @ North Texas * _____ L _____ 67-87
 ^ New Mexico Tournament (Albuquerque)
 * Southland Conference games



Terry Gray
1996-99
38-43 (.469)
three seasons

1996-97

(14-13, 7-10 SLC) Terry Gray
 N 22 __ Schreiner _____ W _____ 82-43
 N 23 __ UTPA _____ W _____ 53-39
 N 26 __ @ ULL _____ W _____ 63-38
 D 3 __ Prairie View A&M _____ W _____ 67-31
 D 5 __ Texas Southern _____ W _____ 91-30
 D 7 __ Howard Payne _____ W _____ 87-69
 D 16 __ @ Baylor _____ L _____ 50-77
 D 19 __ @ Air Force _____ L(OT) _____ 47-51
 D 30 __ Tulsa _____ L _____ 68-81
 J 2 __ Nicholls St. * _____ W _____ 52-43
 J 4 __ McNeese St. * _____ L _____ 60-62
 J 9 __ @ Northwestern St. * _____ W _____ 66-64
 J 11 __ @ La.-Monroe * _____ W _____ 60-51
 J 16 __ SHSU* _____ L _____ 47-51
 J 18 __ SFA * _____ L _____ 63-88
 J 21 __ @ UTA * _____ L _____ 43-59
 J 25 __ Texas St. * _____ L _____ 55-64
 J 27 __ @ UTPA _____ W _____ 62-44
 J 30 __ La.-Monroe * _____ W _____ 64-57
 F 1 __ Northwestern St. * _____ W _____ 74-64
 F 6 __ @ McNeese St. * _____ L _____ 45-61
 F 8 __ @ Nicholls St. * _____ L _____ 43-52
 F 15 __ @ Texas St. * _____ L _____ 50-57
 F 17 __ @ SFA * _____ L _____ 63-64
 F 22 __ UTA * _____ W _____ 51-43
 F 25 __ @SHSU* _____ W _____ 66-57
 M 5 __ UTA ** _____ L _____ 41-70

* Southland Conference games

** SLC Tournament game

1997-98

(18-10, 9-7 SLC) Terry Gray
 N 15 __ UTPA _____ W _____ 69-46
 N 22 __ Texas Tech ^ _____ L _____ 44-57
 N 23 __ Oklahoma ^ _____ L _____ 53-66
 N 28 __ Hardin-Simmons _____ W _____ 85-56
 D 2 __ @ UTPA _____ W _____ 72-40
 D 4 __ Schreiner _____ W _____ 75-46
 D 6 __ SE La. * _____ W _____ 50-45
 D 16 __ Texas Southern _____ W _____ 80-37
 D 19 __ Air Force # _____ W _____ 70-47
 D 20 __ Cal-Irvine # _____ W _____ 54-48
 J 3 __ @ Northwestern St. * _____ W _____ 88-76
 J 5 __ @ La.-Monroe * _____ L(OT) _____ 70-80
 J 8 __ SFA * _____ L _____ 71-84
 J 10 __ UTA * _____ L _____ 51-58
 J 17 __ @ Nicholls St. * _____ L _____ 36-44
 J 19 __ @ McNeese St. * _____ L _____ 44-49
 J 24 __ SHSU* _____ W _____ 67-40



Roadrunner Basketball

J 29	@ Texas St. *	W	64-48
F 2	@ SHSU*	W	67-40
F 5	SE La. *	W	75-52
F 7	McNeese St. *	W	68-55
F 12	@ SFA *	L	69-83
F 14	@ UTA *	W	74-63
F 19	Northwestern St. *	L	51-54
F 21	La.-Monroe *	W	72-70
F 26	Texas St. *	W	71-58
M 4	SHSU**	W(OT)	73-72
M 5	SFA**	L	81-88

^ UTSA Classic

UTSA Holiday Tournament

* Southland Conference games

** SLC Tournament games

1998-99

(6-20, 3-15 SLC)

Terry Gray

N 14	UTPA	L	71-77
N 18	UNLV	L	60-65
N 21	@ Tulsa	W	69-63
N 23	@ Oklahoma	L	40-80
D 2	@ Texas Tech	L	39-96
D 18	Denver	W	58-52
D 19	Belmont	W	73-60
D 28	Fordham	L	48-49
D 30	La.-Monroe *	L	41-63
J 2	@ Lamar *	W	65-54
J 4	@ McNeese St. *	L	45-47
J 7	UTA *	L	47-61
J 9	SFA *	L	54-68
J 14	@ Nicholls St. *	L	56-70
J 16	@ SE La. *	L	58-55
J 23	@ Texas St. *	L	49-59
J 28	McNeese St. *	L	67-75
J 30	Northwestern St. *	L	51-65
F 4	@ La.-Monroe *	L	64-80
F 6	@ Northwestern St. *	L	65-86
F 11	SE La. *	W	60-52
F 13	Nicholls St. *	L	54-67
F 18	@ SHSU*	L	58-70
F 20	Lamar*	L	65-70
F 25	@ UTA *	L	52-53
F 28	Texas St. *	W	73-64

*Southland Conference Games



Jeff Dow
1999-2000
7-20 (.259)
one season

1999-2000

(7-20, 3-15 SLC)

Jeff Dow

N19	Texas Southern	W	68-62
N20	Harvard	L(OT)	67-69
N24	UTPA	L	61-68
N26	@ Cal-Irvine	L	44-92
N30	Houston Baptist	W	66-56
D3	@ Texas A&M	L	48-78
D7	@ UTPA	W	58-48
D11	Schreiner	W	76-50
D19	Arizona State	L	35-70

D28	@ SHSU*	L(OT)	67-69
D30	@ UTA *	L	47-54
J6	SE La. *	W	83-60
J8	@ SFA*	L	54-89
J13	McNeese St. *	L	53-70
J15	Lamar *	W	51-49
J20	@ Northwestern St. *	L	46-62
J22	@ La-Monroe *	L	49-61
J27	SFA *	L	47-82
J29	Texas St. *	W	66-65
F3	UTA *	L	42-60
F5	SHSU*	L	55-62
F10	@ Nicholls St. *	L	57-77
F12	@ SE La. *	L	47-61
F17	La-Monroe *	L	56-70
F19	Northwestern St. *	L	61-64
F26	@ McNeese St. *	L	79-82
M4	@ Texas St. *	L	61-84

* Southland Conference games



Rae Rippetoe-Blair
2000-P
113-90 (.549)
seven seasons

2000-01

(16-13, 13-7 SLC) Rae Rippetoe-Blair

N18	@ Arizona State	L	40-57
N20	@ Nevada-Las Vegas	L	41-57
N24	UTEP ^	W	58-54
N25	Idaho State ^	W	61-60
N29	Houston	L	57-71
D1	@ Texas A&M	L	54-67
D7	UTA *	W	66-49
D9	SFA *	L	53-67
D19	@ TX Southern	L	39-47
D28	@ McNeese St. *	W	69-61
J4	@ SE La. *	W	56-41
J6	@ Nicholls St. *	W	57-45
J11	Lamar *	L	42-57
J13	SHSU*	W	72-47
J18	@ La.-Monroe *	L	52-57
J20	@ Northwestern St. *	L	43-45
J27	Texas St. *	W	69-51
F3	McNeese St. *	W	86-62
F8	@ SFA *	L	49-58
F10	@ UTA *	W	64-42
F15	Northwestern St. *	L	61-63
F17	La-Monroe *	W	65-42
F19	@ Texas St. *	W	73-50
F22	@ SHSU*	W	68-50
F24	@ Lamar *	W	71-54
M3	SE La. *	W	90-53
M6	Lamar %	W	80-59
M8	SFA %	L	32-49

^UTSA Classic

%CenturyTel SLC Postseason Tournament

2001-02

(16-12, 15-5 SLC) Rae Rippetoe-Blair

N18	@Houston	L	45-62
N 23	North Texas^	L	57-64
N 24	Butler^	W	67-48
D 2	@ Wichita State	L	46-69
D 5	SHSU*	W	58-45
D 8	New Mexico	L	38-55
D 20	@ UTA*	W	43-41
D 22	@ SFA*	L	44-58
D 28	San Diego &	L	42-91
D 30	#19 Auburn &	L	50-73
J 3	Lamar*	W	59-43
J 5	Nicholls St. *	W	53-40
J 7	SE La. *	W	60-46
J 14	McNeese St. *	W	69-56
J 19	@ Northwestern St. *	L	44-56
J 21	@ La-Monroe*	W	46-39
J 26	SFA *	L	47-62
J 28	UTA*	W	51-48
F 2	@ SHSU*	W	42-40
F 4	@ Lamar *	L	39-52
F 9	Northwestern St. *	L	51-57
F 11	La-Monroe *	W	63-37
F 14	@ McNeese St. *	W	54-51
F 18	Texas St. *	W	56-46
F 21	@ SE La. *	W	64-57
F 23	@ Nicholls St. *	W	48-34
M 2	@ Texas St. *	W	56-41
M 5	SE La.\$	L	63-66

^ UTSA Classic

\$ SLC Postseason Tournament

& Surf N' Slam Tournament, San Diego

2002-03

(18-11, 17-3 SLC) Rae Rippetoe-Blair

N22	@ North Texas	L	66-82
N25	Texas A&M-CC	L	59-67
N29	Alabama^	L	55-61
N30	Wichita State^	L	54-63
D8	@ New Mexico	L	49-66
D15	Oral Roberts&	L	43-47
D16	Oklahoma St.&	L	47-53
D30	@ UTA*	L	47-56
J2	@ Northwestern St. *	W	69-60
J4	@ La-Monroe*	L	53-62
J9	Lamar*	W	57-42
J11	SHSU*	W	65-53
J18	McNeese St. *	W	65-54
J22	SFA*	W	64-50
J25	@ Texas St. *	W	67-56
J30	@ SE La. *	W	63-46
F1	@ Nicholls St. *	W	68-50
F6	Northwestern St. *	W	68-54
F8	La-Monroe*	W	69-59
F13	@ Lamar*	W	56-50
F15	@ SHSU*	W	59-48
F20	@ McNeese St. *	W	45-41
F22	Texas St. *	W	63-56
F27	@ SFA*	L	42-54
M1	UTA*	W	55-39
M5	SE La. *	W	49-38
M7	Nicholls St. *	W	73-39
M13	La-Monroe\$	W	60-56



Roadrunner Basketball

M15 __ Texas St.\$ _____ L _____ 56-68
 ^ Hampton Inn Six Flags Area UTSA Classic
 *Southland Conference games
 & Fun in the Sun Shootout, Cancun, Mexico
 \$ SLC Postseason Tournament
 (presented by Audiovox)

2003-04

(15-14, 10-6 SLC) Rae Rippetoe-Blair
 N 14 __ @ Texas Tech^ _____ L _____ 48-76
 N 21 __ @ TX A&M-CC _____ L _____ 48-57
 N 23 __ @ TX Southern _____ W _____ 57-55
 N 28 __ UTEP \$ _____ W _____ 52-49
 N 29 __ Denver \$ _____ L _____ 55-58
 D 5 __ @ Alabama _____ L _____ 63-76
 D 16 __ @ Southern Utah _____ L _____ 73-82
 D 19 __ @ UNLV _____ L _____ 44-76
 D 30 __ Alcorn State # _____ W _____ 74-50
 D 31 __ Kansas State # _____ L _____ 45-75
 J 4 __ Santa Clara _____ W _____ 59-47
 J 10 __ @ UTA* _____ L _____ 47-55
 J 15 __ @ SE La.* _____ W _____ 52-51
 J 17 __ @ Nicholls St.* _____ W _____ 56-42
 J 21 __ Texas St.* _____ L _____ 43-44
 J 24 __ Northwestern St.* _____ L _____ 64-71
 J 29 __ @ Lamar* _____ W _____ 61-46
 J 31 __ Nicholls St.* _____ W _____ 79-60
 F 5 __ @ SFA* _____ L _____ 59-64
 F 7 __ McNeese St.* _____ WOT _____ 64-56
 F 12 __ La-Monroe* _____ L _____ 62-69
 F 14 __ @ SHSU* _____ W _____ 54-38
 F 18 __ UTA* _____ L _____ 55-43
 F 25 __ @ Texas St.* _____ W _____ 71-46
 F 28 __ @ Northwestern St.* _____ L _____ 56-62
 M 4 __ Lamar* _____ W _____ 67-44
 M 5 __ SE La.* _____ W _____ 60-41
 M 9 __ McNeese St.\ _____ W _____ 61-42
 M 11 __ @ Northwestern St.\ _____ L _____ 71-82
 ^ Preseason WNIT
 \$ UTSA Thanksgiving Classic
 # Wells Fargo/UTSA New Year's Classic
 * Southland Conference games
 \ SLC Postseason Tournament

2004-05

(15-14, 10-6 SLC) Rae Rippetoe-Blair
 N19 __ Texas A&M-CC _____ L _____ 44-66
 N22 __ @Tulsa _____ L _____ 62-80
 N26 __ Prairie View A&M# _____ W _____ 88-44
 N27 __ Seton Hall# _____ L _____ 59-60
 N30 __ @Texas A&M _____ L _____ 48-74
 D4 __ @UTEP _____ W _____ 54-50
 D12 __ Texas Southern _____ W _____ 41-33
 D18 __ SMU% _____ L _____ 46-66
 D19 __ Tenn.-Martin% _____ W _____ 75-59
 D30 __ Samford\$ _____ W _____ 52-48
 D31 __ Quinnipiac\$ _____ W _____ 73-55
 J6 __ @La.-Monroe* _____ L _____ 72-75
 J8 __ @Northwestern St.* _____ L _____ 49-54
 J14 __ Nicholls St.* _____ W _____ 58-53
 J20 __ @McNeese St.* _____ W _____ 67-49
 J22 __ Northwestern St.* _____ L _____ 68-82
 J29 __ SE La.* _____ W _____ 75-64
 F3 __ SHSU* _____ W(OT) _____ 73-65

F5 __ @Lamar* _____ W _____ 69-59
 F10 __ @UTA* _____ L _____ 43-57
 F12 __ Texas St.* _____ W _____ 71-69
 F17 __ @SE La.* _____ W _____ 60-40
 F19 __ @Nicholls St.* _____ L _____ 54-58
 F23 __ Lamar* _____ W _____ 82-55
 F26 __ UTA* _____ W _____ 48-46
 M1 __ SFA* _____ W _____ 56-44
 M3 __ @Texas St.* _____ L(OT) _____ 58-61
 M7 __ @Northwestern St.^ _____ L _____ 48-51
 #Hampton Inn/UTSA Thanksgiving Classic
 %Wells Fargo/Denver Pioneer Classic
 \$Wells Fargo/UTSA New Year's Classic
 *Southland Conference games
 ^SLC Tournament

2005-06

(18-12, 11-5 SLC) Rae Rippetoe-Blair
 N18 __ vs. West Virginia # _____ W _____ 57-54
 N19 __ vs. Florida A&M # _____ W _____ 71-61
 N22 __ Tulsa _____ L _____ 41-63
 N25 __ Arkansas-Little Rock ! _____ W _____ 52-44
 N26 __ New Mexico State ! _____ W _____ 61-38
 N29 __ Texas A&M-CC _____ L _____ 44-56
 D2 __ vs. Louisiana Tech ^ _____ L _____ 67-75
 D3 __ vs. Davidson ^ _____ W _____ 75-69
 D19 __ @ Arizona State _____ L _____ 64-78
 D30 __ Buffalo \$ _____ L _____ 62-73
 D31 __ Colorado State \$ _____ L _____ 59-63
 J5 __ SE La. * _____ W _____ 75-56
 J7 __ McNeese State * _____ W _____ 70-58
 J14 __ @ La.-Monroe * _____ L _____ 61-62
 J19 __ @ SHSU* _____ W (OT) _____ 75-71
 J21 __ SFA * _____ W _____ 66-48
 J26 __ Northwestern St. * _____ W _____ 73-65
 J28 __ La.-Monroe * _____ W _____ 71-70
 F2 __ @ Nicholls St. * _____ W _____ 67-57
 F4 __ @ SE. La. * _____ L _____ 63-66
 F9 __ @ McNeese St. * _____ L _____ 57-62
 F11 __ @ Lamar * _____ W _____ 53-50
 F16 __ UTA * _____ W (OT) _____ 68-67
 F18 __ Texas State * _____ L (OT) _____ 71-73
 F23 __ @ SFA * _____ L _____ 68-77
 F25 __ SHSU* _____ W _____ 72-52
 M3 __ @ Northwestern St. * _____ W _____ 69-58
 M6 __ SE La. % _____ W _____ 61-46
 M8 __ @ UTA % _____ W (OT) _____ 76-75
 M11 __ @ SFA % _____ L _____ 48-56
 # Golden Knight Classic
 ! UTSA Thanksgiving Classic
 ^ Rice Invitational
 \$ Wells Fargo/UTSA New Year's Classic
 * Southland Conference games
 % SLC Tournament

2006-07

(14-16, 9-7 SLC) Rae Rippetoe-Blair
 N10 __ @ Texas Tech _____ L _____ 58-66
 N12 __ @ SMU _____ L _____ 49-78
 N17 __ @ UTEP _____ L _____ 47-80
 N19 __ @ New Mexico St. _____ L _____ 63-69
 N24 __ Eastern Washington ! _____ W _____ 77-67
 N25 __ Tulsa ! _____ L _____ 57-61
 D2 __ @ UALR _____ L _____ 48-65

D8 __ Cal State Bakersfield _____ L _____ 66-77
 D20 __ vs. No. 13 Purdue & _____ L _____ 50-75
 D21 __ @ UNLV & _____ W _____ 70-62
 D29 __ Memphis % _____ W _____ 85-73
 D30 __ Kent State % _____ W _____ 69-62
 J6 __ @ Lamar * _____ L _____ 46-60
 J11 __ Central Arkansas * _____ W _____ 66-59
 J13 __ Northwestern St. * _____ W _____ 55-38
 J20 __ Texas State* _____ L _____ 64-76
 J23 __ @ UTA * _____ L _____ 38-67
 J27 __ @ Texas A&M-CC * _____ L _____ 69-71
 F1 __ Sam Houston * _____ W _____ 75-60
 F3 __ @ SFA * _____ W _____ 61-55
 F8 __ @ SE La. * _____ L (OT) _____ 64-73
 F10 __ @ Nicholls State * _____ W _____ 66-60
 F15 __ UTA * _____ L _____ 52-68
 F17 __ @ Texas State * _____ L _____ 60-63
 F22 __ McNeese State * _____ W _____ 87-46
 F24 __ Texas A&M-CC* _____ W _____ 61-43
 M1 __ @ Sam Houston * _____ W _____ 65-48
 M3 __ SFA * _____ W _____ 59-44
 M7 __ vs. SE La. ^ _____ W _____ 62-57
 M9 __ vs. UTA ^ _____ L _____ 52-70
 ! UTSA Thanksgiving Classic
 & Duel in the Desert Tournament
 % Wells Fargo New's Year Classic
 * SLC games
 ^ SLC Tournament games



Roadrunner Basketball

All-Series Results

Air Force Academy

(1-2)

H: 1-0, A: 0-1, N: 0-1

12-2-95 _____ nL _____ 69-71
12-19-96 _____ aL _____ 47-51
12-19-97 _____ hW _____ 70-47

Alabama

(0-2)

H: 0-0, A: 0-1, N: 0-1

12-5-86 _____ nL _____ 72-77
12-5-03 _____ aL _____ 63-76

Alaska-Anchorage

(0-1)

H: 0-0, A: 0-1, N: 0-0

2-23-91 _____ aL _____ 89-97

Alcorn State

(1-0)

H: 1-0, A: 0-0, N: 0-0

12-30-03 _____ hW _____ 74-50

Angelo State

(2-1)

H: 2-1, A: 0-0, N: 0-0

1-11-82 _____ hW _____ 73-50
12-2-89 _____ hW _____ 77-74
11-27-93 _____ hL _____ 60-66

Arizona State

(0-3)

H: 0-1, A: 0-2, N: 0-0

12-19-99 _____ hL _____ 35-70
11-18-00 _____ aL _____ 40-57
12-19-05 _____ aL _____ 64-78

Arkansas

(0-3)

H: 0-1, A: 0-1, N: 0-1

12-12-87 _____ aL _____ 73-84
12-3-88 _____ nL _____ 57-75
1-9-89 _____ hL _____ 77-97

Arkansas-Little Rock

(2-2)

H: 2-0, A: 0-2, N: 0-0

1-14-88 _____ hW _____ 76-71
2-9-88 _____ aL _____ 69-75
11-25-05 _____ hW _____ 52-44
12-2-06 _____ aL _____ 48-65

Auburn

(0-1)

H: 0-0, A: 0-0, N: 0-1

12-30-01 _____ nL _____ 50-73

Baylor

(6-5)

H: 2-1, A: 3-3, N: 1-1

12-5-81 _____ aL _____ 65-69
12-11-81 _____ hL _____ 69-70
12-12-83 _____ aW _____ 67-66
12-9-85 _____ hW _____ 62-58
12-6-86 _____ nW _____ 75-67
2-25-87 _____ aW _____ 63-57
12-15-87 _____ hW _____ 50-46
12-3-89 _____ aW _____ 75-66
12-8-90 _____ nL _____ 76-91
12-17-90 _____ aL _____ 80-87
12-16-96 _____ aL _____ 50-77

Belmont

(1-0)

H: 1-0, A: 0-0, N: 0-0

12-19-98 _____ hW _____ 73-60

Buffalo

(0-1)

H: 0-1, A: 0-0, N: 0-0

12-30-05 _____ hL _____ 62-73

Butler

(1-0)

H: 1-0, A: 0-0, N: 0-0

11-24-01 _____ hW _____ 67-48

Cal-Irvine

(1-1)

H: 1-0, A: 0-1, N: 0-0

12-20-97 _____ hW _____ 54-48
11-26-99 _____ aL _____ 44-92

Cal State Bakersfield

(0-1)

H: 0-1, A: 0-0, N: 0-0

12-8-06 _____ hL _____ 66-77

Central Arkansas

(1-0)

H: 1-0, A: 0-0, N: 0-0

1-11-07 _____ hW _____ 66-59

Colorado State

(1-2)

H: 1-1, A: 0-1, N: 0-0

1-20-88 _____ hW _____ 64-55
1-14-89 _____ aL _____ 57-71
12-31-05 _____ hL _____ 59-63

Creighton

(2-2)

H: 2-0, A: 0-2, N: 0-0

12-18-85 _____ hW _____ 71-69
2-10-87 _____ aL _____ 65-73
1-25-88 _____ aL _____ 62-82
3-2-89 _____ hW _____ 82-80

Dartmouth

(0-1)

H: 0-0, A: 0-0, N: 0-1

12-21-91 _____ nL _____ 60-68

Davidson

(1-0)

H: 0-0, A: 0-0, N: 1-0

12-03-05 _____ nW _____ 75-69

Denver

(0-1)

H: 0-1, A: 0-0, N: 0-0

11-29-03 _____ hL _____ 55-58

Duke

(0-1)

H: 0-0, A: 0-0, N: 0-1

12-7-90 _____ nL _____ 68-71

Eastern Illinois

(0-1)

H: 0-0, A: 0-0, N: 0-1

12-4-93 _____ nL _____ 51-59

Eastern Washington

(1-0)

H: 1-0, A: 0-0, N: 0-0

11-24-06 _____ hW _____ 77-67

East Texas State

(2-0)

H: 1-0, A: 1-0, N: 0-0

1-12-87 _____ hW _____ 93-48
1-7-88 _____ aW _____ 64-50

Florida A&M

(1-0)

H: 0-0, A: 0-0, N: 1-0

11-19-05 _____ nW _____ 71-61

Fordham

(0-1)

H: 0-1, A: 0-0, N: 0-0

12-28-98 _____ hL _____ 48-49

Hardin-Simmons

(10-0)

H: 5-0, A: 5-0, N: 0-0

12-11-82 _____ hW _____ 74-58
2-14-83 _____ aW _____ 81-66
2-6-84 _____ aW _____ 88-71
2-20-84 _____ aW _____ 90-41
1-5-85 _____ hW _____ 83-64
2-4-85 _____ aW _____ 88-68
2-18-85 _____ hW _____ 7-61
2-3-86 _____ aW _____ 61-58
2-17-86 _____ hW _____ 83-67
11-28-97 _____ hW _____ 85-56

Houston

(0-15)

H: 0-8, A: 0-7, N: 0-0

11-25-81 _____ hL _____ 44-59
2-22-82 _____ aL _____ 58-75
1-25-83 _____ hL _____ 80-90
2-23-83 _____ aL _____ 67-75
12-5-83 _____ hL _____ 66-68
1-18-84 _____ aL _____ 73-80
12-4-84 _____ aL _____ 59-80
12-5-85 _____ hL _____ 52-63
12-3-86 _____ aL _____ 74-75
12-1-87 _____ hL _____ 65-69
1-2-89 _____ hL _____ 63-71
12-18-89 _____ aL _____ 66-115
11-27-90 _____ hL _____ 55-111
11-29-00 _____ hL _____ 57-71
11-18-01 _____ aL _____ 45-62

Houston Baptist

(1-0)

H: 1-0, A: 0-0, N: 0-0

11-30-99 _____ hW _____ 66-56

Houston Payne

(1-0)

H: 1-0, A: 0-0, N: 0-0

12-7-96 _____ hW _____ 87-69

Huston-Tillotson

(2-0)

H: 2-0, A: 0-0, N: 0-0

1-17-83 _____ hW _____ 89-51
1-29-83 _____ hW _____ 92-56

Idaho

(0-1)

H: 0-0, A: 0-0, N: 0-1

12-14-84 _____ nL _____ 67-68



Roadrunner Basketball



Idaho State
(1-0)
H: 1-0, A: 0-0, N: 0-0
11-25-00 _____ hW _____ 61-60

Iona
(1-0)
H: 0-0, A: 0-0, N: 1-0
12-9-88 _____ nW _____ 88-58

Iowa State
(0-1)
H: 0-0, A: 0-0, N: 0-1
12-1-95 _____ nL _____ 54-82

Kansas State
(0-1)
H: 0-1, A: 0-0, N: 0-0
12-31-03 _____ hL _____ 45-75

Kent State
(1-1)
H: 1-0, A: 0-0, N: 0-1
12-3-93 _____ nL _____ 69-98
12-30-06 _____ hW _____ 69-62

Lamar
(13-11)
H: 6-5, A: 6-5, N: 1-1
1-9-82 _____ hW _____ 53-51
1-14-82 _____ aL _____ 59-71
2-5-82 _____ aL _____ 56-66
2-26-83 _____ hL _____ 65-66
11-25-88 _____ nL _____ 76-78
11-27-89 _____ aL _____ 68-90
12-16-89 _____ hL _____ 63-79
1-10-91 _____ hL _____ 71-96
1-2-99 _____ aW _____ 65-54
2-20-99 _____ hL _____ 70-65
1-15-99 _____ hW _____ 51-49
1-11-01 _____ hL _____ 42-57
2-24-01 _____ aW _____ 71-54
3-6-01 _____ nW _____ 80-59
1-3-02 _____ hW _____ 59-43
2-4-02 _____ aL _____ 39-52
1-9-03 _____ hW _____ 57-42
2-13-03 _____ aW _____ 56-50
1-29-03 _____ aW _____ 61-46
3-4-04 _____ hW _____ 67-44
2-5-05 _____ aW _____ 69-59
2-23-05 _____ hW _____ 82-55
2-11-06 _____ aW _____ 53-50
1-6-07 _____ aL _____ 46-60

Louisiana-Lafayette
(3-1)
H: 2-0, A: 1-0, N: 0-1
12-5-87 _____ nL _____ 66-72
12-30-95 _____ hW _____ 67-53
11-26-96 _____ aW _____ 63-38
12-6-97 _____ hW _____ 50-45

Louisiana-Monroe
(10-20)
H: 8-8, A: 2-12, N: 0-0
1-4-85 _____ hL _____ 56-77
1-16-92 _____ aL _____ 81-94
2-15-92 _____ hL _____ 75-81
1-23-93 _____ aL _____ 58-65
218-93 _____ hL _____ 50-74
12-30-93 _____ aL _____ 47-84
3-2-94 _____ hL _____ 67-78
1-28-95 _____ aL _____ 65-83
2-23-95 _____ hL _____ 61-77
1-20-96 _____ aL _____ 65-82
2-15-96 _____ hW _____ 72-68
1-11-97 _____ aW _____ 60-51

1-30-97 _____ hW _____ 64-57
1-5-98 _____ aL _____ 70-80(OT)
2-21-98 _____ hW _____ 72-70
12-30-98 _____ hL _____ 41-63
2-4-99 _____ aL _____ 64-80
1-22-00 _____ aL _____ 49-61
2-17-00 _____ hL _____ 56-70
1-18-01 _____ aL _____ 52-57
2-17-01 _____ hW _____ 65-42
1-21-02 _____ aW _____ 46-39
2-11-02 _____ hW _____ 63-37
1-4-03 _____ aL _____ 53-62
2-8-03 _____ hW _____ 69-59
3-13-03 _____ hW _____ 60-56
2-12-04 _____ hL _____ 62-69
1-6-05 _____ aL _____ 72-75
1-14-06 _____ aL _____ 61-62
1-28-06 _____ hW _____ 71-70

Louisiana Tech
(0-2)
H: 0-0, A: 0-0, N: 0-2
12-15-84 _____ nL _____ 39-80
12-2-05 _____ nL _____ 67-75

McNeese State
(14-16)
H: 9-7, A: 5-9, N: 0-0
1-9-92 _____ hL _____ 66-76
2-8-92 _____ aL _____ 66-93
1-2-93 _____ aL _____ 61-72
2-8-93 _____ hW _____ 63-59
1-20-94 _____ aL _____ 55-57
2-19-94 _____ hL _____ 68-72
1-5-95 _____ aL _____ 47-83
2-4-95 _____ hL _____ 63-75
1-11-96 _____ hL _____ 55-57
2-10-96 _____ aW _____ 78-66
1-4-97 _____ hL _____ 60-62
2-6-97 _____ aL _____ 45-61
1-19-98 _____ aL _____ 44-49
2-7-98 _____ hW _____ 68-55
1-4-99 _____ aL _____ 45-47
1-28-99 _____ hL _____ 67-75
1-13-00 _____ hL _____ 53-70
2-26-00 _____ aL _____ 79-82
12-28-00 _____ aW _____ 69-61
2-3-01 _____ hW _____ 86-62
1-14-02 _____ hW _____ 69-56
2-14-02 _____ aW _____ 54-41
1-18-03 _____ hW _____ 65-54
2-20-03 _____ aW _____ 45-41
2-7-04 _____ hW _____ 64-56 OT
3-9-04 _____ hW _____ 61-42
1-20-05 _____ aW _____ 67-49
1-7-06 _____ hW _____ 70-58
2-9-06 _____ aL _____ 57-62
2-22-07 _____ hW _____ 87-46

Memphis
(1-0)
H: 1-0, A: 0-0, N: 0-0
12-29-06 _____ hW _____ 85-73

Midwestern State
(0-1)
H: 0-1, A: 0-0, N: 0-0
11-26-94 _____ hL _____ 54-76

Minnesota
(0-2)
H: 0-0, A: 0-0, N: 0-2
11-23-84 _____ nL _____ 57-60
12-31-84 _____ nL _____ 72-86

Mississippi State
(1-0)
H: 0-0, A: 0-0, N: 1-0
11-24-84 _____ nW _____ 56-54

Missouri
(0-2)
H: 0-0, A: 0-1, N: 0-1
11-22-84 _____ nL _____ 70-86
12-10-88 _____ aL _____ 68-89

Missouri-Kansas City
(1-3)
H: 1-1, A: 0-2, N: 0-0
2-10-88 _____ aL _____ 62-79
2-4-89 _____ hL _____ 57-61
1-29-90 _____ hW _____ 54-47
2-12-90 _____ aL _____ 48-69

Nevada-Las Vegas
(1-3)
H: 0-1, A: 1-2, N: 0-0
11-18-98 _____ hL _____ 65-60
11-20-00 _____ aL _____ 41-57
12-19-03 _____ aL _____ 44-76
12-21-06 _____ aW _____ 70-62

Nevada-Reno
(1-0)
H: 0-0, A: 0-0, N: 1-0
11-29-86 _____ nW _____ 78-67

New Mexico
(0-2)
H: 0-1, A: 0-1, N: 0-0
12-8-01 _____ hL _____ 38-55
12-8-02 _____ aL _____ 49-66

New Mexico State
(3-3)
H: 3-0, A: 0-3, N: 0-0
2-23-88 _____ aL _____ 65-91
1-19-89 _____ hW _____ 58-57
1-10-90 _____ aL _____ 55-89
12-31-90 _____ hW _____ 98-84
11-26-05 _____ hW _____ 61-38
11-19-06 _____ aL _____ 63-69

New Orleans
(0-2)
H: 0-1, A: 0-1, N: 0-0
2-2-87 _____ aL _____ 63-77
1-16-88 _____ hL _____ 55-83

Nicholls State
(23-11)
H: 13-2, A: 10-9, N: 0-0
2-2-89 _____ hW _____ 59-54
2-20-89 _____ aW _____ 72-64
1-20-90 _____ hW _____ 82-51
2-5-90 _____ aL _____ 52-70
1-12-91 _____ hW _____ 83-73
2-18-91 _____ aW _____ 69-58
1-11-92 _____ hW _____ 72-63
2-6-92 _____ aL _____ 62-67
1-4-93 _____ aL _____ 60-78
3-1-93 _____ hW _____ 58-42
1-22-94 _____ aW _____ 64-48
2-17-94 _____ hW _____ 92-52
1-7-95 _____ aL _____ 66-72
2-2-95 _____ hW _____ 79-63
1-13-96 _____ hW _____ 71-62
2-8-96 _____ aW _____ 71-66
1-2-97 _____ hW _____ 52-43
2-8-97 _____ aL _____ 43-52
1-17-98 _____ aL _____ 36-44



Roadrunner Basketball

1-14-99	aL	56-70
2-13-99	hL	54-67
2-10-00	aL	57-77
1-6-01	aW	57-45
3-1-01	hL	63-69
1-5-02	hW	53-40
2-23-02	aW	48-34
2-1-03	aW	68-50
3-7-03	hW	73-39
1-17-04	aW	56-42
1-31-04	hW	79-60
1-14-05	hW	58-53
1-19-05	aL	54-58
2-2-06	aW	67-57
2-10-07	aW	66-60

Northwestern State (8-25)

H: 4-12, A: 4-13, N: 0-0

1-18-92	aL	69-81
2-13-92	hL	60-64
1-21-93	aL	52-80
2-20-93	hL	65-93
12-28-93	aL	75-80(OT)
2-28-94	hL	56-71
1-26-95	aL	67-87
2-25-95	hL	57-76
1-18-96	aL	73-81
2-27-96	hL	74-93
1-9-97	aW	66-64
2-1-97	hW	74-64
1-3-98	aW	88-76
2-19-98	hL	51-54
2-6-99	aL	65-86
1-30-99	hL	51-65
1-20-00	aL	46-62
2-19-00	hL	61-64
1-20-01	aL	43-45
2-15-01	hL	61-63
1-19-02	aL	44-56
2-9-02	hL	5-57
1-2-03	aW	69-60
2-6-03	hW	68-54
1-24-04	hL	64-71
2-28-04	aL	56-62
3-11-04	aL	71-82
1-8-05	aL	49-54
1-22-05	hL	68-82
3-7-05	aL	48-51
1-26-06	hW	73-65
3-3-06	aW	69-58
1-13-07	hW	55-38

North Texas (6-13)

H: 5-4, A: 1-9, N: 0-0

2-5-82	aL	67-77
1-8-83	hW	78-60
1-15-87	hW	82-62
1-11-88	aL	59-74
1-30-89	aL	59-80
3-3-90	hW	82-81
1-8-91	aW	84-75
1-4-92	aL	67-75
3-2-92	hW	65-62
1-30-93	hW	65-64
2-25-93	aL	63-66
1-29-94	hL	65-74
2-24-94	aL	53-66
1-17-95	hL	79-82
3-4-95	aL	58-76
1-22-96	hL	77-84
3-2-96	aL	67-87
11-23-01	hL	57-64
11-22-02	aL	66-82

Northern Arizona (1-1)

H: 0-0, A: 0-1, N: 1-0

2-24-91	nW	79-75
1-5-94	aL	47-70

Northern Illinois (0-1)

H: 0-0, A: 0-0, N: 0-1

2-22-91	nL	73-103
---------	----	--------

Oklahoma (0-5)

H: 0-1, A: 0-3, N: 0-1

11-28-86	nL	62-67
1-21-91	aL	86-93
11-25-91	aL	70-102
11-23-97	hL	53-66
11-23-98	aL	40-80

Oklahoma City (4-0)

H: 2-0, A: 2-0, N: 0-0

1-23-84	aW	85-78
2-27-84	hW	113-91
1-21-85	hW	76-67
2-25-85	aW	66-65

Oklahoma State (0-2)

H: 0-0, A: 0-1, N: 0-1

11-28-87	aL	46-91
12-16-02	nL	47-53

Oral Roberts (4-6)

H: 1-2, A: 3-3, N: 0-1

1-21-84	aW	77-72
2-25-84	aW	75-64
1-19-85	hW	80-56
2-23-85	aW	68-57
1-18-86	hL	54-60
2-22-86	aL	61-97
2-27-88	hL	78-92
1-28-89	aL	71-92
12-22-94	aL	52-62
12-15-02	nL	43-47

Pacific (0-1)

H: 0-0, A: 0-0, N: 0-1

12-20-91	nL	57-75
----------	----	-------

Pepperdine (1-1)

H: 1-0, A: 0-1, N: 0-0

12-31-87	hW	57-51
12-29-89	aL	61-82

Prairie View A&M (10-3)

H: 6-1, A: 2-2, N: 2-0

1-27-83	aW	72-26
2-10-83	aW	96-29
1-22-86	aL	54-71
2-13-86	hL	61-64
11-29-87	nW	85-52
11-26-88	nW	62-44
1-17-90	hW	75-59
2-8-90	aL	64-71
1-5-91	hW	86-46
12-7-93	hW	105-38
11-28-95	hW	66-34
12-3-96	hW	67-31
11-26-04	hW	88-44

Purdue (0-1)

H: 0-0, A: 0-0, N: 0-1

12-20-06	nL	50-75
----------	----	-------

Quinnipiac (1-0)

H: 1-0, A: 0-0, N: 0-0

12-31-04	hW	73-55
----------	----	-------

Rice (6-0)

H: 3-0, A: 3-0, N: 0-0

1-10-83	hW	68-53
2-22-83	aW	75-65
1-17-84	aW	76-55
2-29-84	hW	73-72
12-3-84	aW	77-67
12-3-85	hW	81-67

Samford (1-0)

H: 1-0, A: 0-0, N: 0-0

12-30-04	hW	52-48
----------	----	-------

Sam Houston State (26-13)

H: 14-6, A: 11-8, N: 0-0

11-24-82	hW	67-52
1-12-83	aW	59-29
11-22-83	aW	79-55
1-27-84	hW	88-47
1-11-86	hW	58-57
1-10-87	hW	66-38
2-7-87	aL	58-59
1-14-91	aW	76-63
1-29-91	hW	96-78
2-1-92	hL	52-55
2-27-92	hL	54-78
1-9-93	hW	66-64
2-4-93	aW	70-54
1-16-94	hL	61-66
2-10-94	aL	63-78
1-12-95	hL	72-88
2-11-95	aL	50-73
1-6-96	aL	49-79
2-12-96	aL	65-90
1-16-97	hL	47-51
2-25-97	aW	66-57
1-24-98	hW	67-40
2-2-98	aW	67-40
3-4-98	hW	73-72 (OT)
2-18-99	aL	58-70
12-28-99	aL	67-69(OT)
2-5-00	hL	55-62
1-13-01	hW	72-47
2-22-01	aW	68-50
12-5-01	hW	58-45
2-2-02	aW	42-40
1-11-03	hW	65-53
2-15-03	aW	59-48
2-14-04	aW	54-38
2-3-05	hW	73-65 (OT)
1-19-06	aW	75-71 (OT)
2-25-06	hW	72-52

San Diego (0-1)

H: 0-0, A: 0-1, N: 0-0

12-28-01	aL	42-91
----------	----	-------

San Diego State (1-0)

H: 0-0, A: 0-0, N: 1-0

12-30-89	nW	67-65
----------	----	-------



Roadrunner Basketball



Santa Clara (1-0)

H: 1-0, A: 0-0, N: 0-0
1-4-04 hW 59-47

Schreiner (9-0)

H: 9-0, A: 0-0, N: 0-0
11-25-89 hW 83-60
11-24-90 hW 113-89
1-23-92 hW 84-63
2-2-93 hW 60-49
2-3-94 hW 74-49
12-6-94 hW 85-72
11-22-96 hW 82-43
12-4-97 hW 75-46
12-11-99 hW 76-50

Seton Hall (0-1)

H: 0-1, A: 0-0, N: 0-0
11-27-04 hL 59-60

SMU (2-6)

H: 2-0, A: 0-5, N: 0-1
2-16-82 aL 57-76
2-2-83 hW (OT) 67-66
12-10-86 aL 61-66
2-3-88 aL 58-81
2-9-91 hW 93-77
12-6-91 aL 56-59
12-18-04 nL 46-66
11-12-06 aL 49-78

South Alabama (0-1)

H: 0-0, A: 0-0, N: 0-1
12-2-88 nL 55-77

Southern Utah (0-1)

H: 0-0, A: 0-0, N: 0-0
12-16-03 aL 73-82

Southeastern Louisiana (17-8)

H: 11-2, A: 5-6, N: 1-0
1-21-89 hL 59-70
2-18-89 aL 63-71
2-3-90 aL 75-84
2-22-90 hW 86-84
2-5-98 hW 75-52
1-16-99 aL 55-58
2-11-99 hW 60-52
1-6-00 hW 83-60
2-12-00 aL 47-61
1-4-01 aW 56-41
3-3-01 hW 90-53
1-07-02 hW 60-46
2-21-02 aW 64-57
3-5-02 hL 63-66
1-30-03 aW 63-46
3-5-03 hW 49-38
1-15-04 aW 52-51
3-5-04 hW 60-41
1-29-05 hW 75-64
2-17-05 aW 60-40
1-5-06 hW 75-56
2-4-06 aL 63-66
3-6-06 hW 61-46
2-8-07 aL(OT) 64-73
3-7-07 nW 67-52

Missouri State (1-0)

H: 1-0, A: 0-0, N: 0-0
12-31-83 hW 82-79

Southwestern (7-0)

H: 4-0, A: 2-0, N: 1-0
1-30-82 nW 58-53
11-22-82 aW 67-56
12-6-82 hW 62-43
11-28-83 hW 100-46
2-2-84 aW 71-66
12-8-84 hW 84-54
1-25-86 hW 86-53

St. Mary's (11-0)

H: 7-0, A: 3-0, N: 1-0
1-9-84 aW 75-58
2-14-84 hW 79-49
1-15-85 hW 72-64
2-12-85 aW 68-47
1-13-86 hW 74-55
2-6-86 aW 73-67
12-16-86 hW 83-72
1-26-87 hW 75-52
12-19-87 hW 79-61
1-24-89 hW 100-62
1-22-90 nW 68-62

Stephen F. Austin (6-29)

H: 5-13, A: 1-15, N: 0-1
12-20-86 hW 76-67
1-9-88 aL 58-81
12-19-88 aL 59-66
1-30-92 hL 50-77
2-29-92 aL 54-78
1-7-93 hL 63-96
2-6-93 aL 60-76
1-14-94 hL 57-72
2-12-94 aL 49-77
1-14-95 hL 42-80
2-9-95 aL 50-89
1-4-96 aL 58-89
2-3-96 hL 63-102
1-18-97 hL 63-88
2-17-97 aL 63-64
1-8-98 hL 71-84
2-12-98 aL 69-83
3-5-98 hL 81-88
1-9-99 hL 54-68
18-00 aL 54-89
1-27-00 hL 47-82
12-9-00 hL 53-67
2-8-01 aL 49-58
3-8-01 nL 32-49
12-22-01 aL 44-58
1-26-02 hL 47-62
1-22-03 hW 64-50
2-27-03 aL 42-54
2-5-04 aL 59-64
3-1-05 hW 56-44
1-21-06 hW 66-48
2-23-06 aL 68-77
3-11-06 aL 48-56
2-3-07 aW 61-55
3-3-07 hW 59-44

Tarleton State (2-0)

H: 1-0, A: 0-0, N: 1-0
12-15-93 hW 65-51
12-17-94 nW 59-56

Tennessee-Martin (1-0)

H: 0-0, A: 0-0, N: 1-0
12-19-04 nW 75-59

Texas (0-2)

H: 0-1, A: 0-1, N: 0-0
2-8-83 hL 54-74
12-7-83 aL 45-90

Texas A&M (4-9)

H: 2-4, A: 2-5, N: 0-0
12-3-83 aW 67-57
1-21-82 hL 51-60
2-19-83 aL 48-53
11-29-84 aL 64-84
1-5-84 hL 66-70
1-8-85 aW 61-51
1-6-86 hW 57-54
12-4-88 hL 58-69
12-19-91 hL 69-84
12-11-92 hW 75-59
12-3-00 aL 48-78
12-1-01 aL 54-67
11-30-04 aL 48-74

Texas A&M-Corpus Christi (1-5)

H: 1-2, A: 0-3, N: 0-0
11-25-02 hL 59-67
11-21-03 aL 48-57
11-19-04 hL 44-66
11-29-05 aL 44-56
1-27-07 aL 69-71
2-24-07 hW 61-43

Texas A&M-Kingsville (7-1)

H: 4-1, A: 1-0, N: 2-0
11-27-81 nW 82-69
1-30-82 nW 75-62
12-16-85 aW 71-38
1-17-87 hW 79-43
12-5-92 hW 73-46
12-11-93 hL 44-63
12-3-94 hW 60-53
11-25-95 hW 59-56

Texas-Arlington (18-23)

H: 13-8, A: 5-14, N: 0-1
1-4-82 hW 56-55
2-8-82 aL 50-75
1-4-83 hW 56-30
1-8-87 hW 67-43
215-88 aL 67-75
1-3-91 hW 83-69
2-4-91 aW 69-63
1-2-92 aL 71-76
2-10-92 aL 71-76
1-28-93 hW 70-63
2-27-93 aL 44-53
1-27-94 hL 52-70
2-26-94 aL 69-76
2-13-95 hW 64-62
3-2-95 aL 61-86
2-19-96 hL 54-66
2-29-96 aL 56-70
1-21-97 aL 43-59
2-22-97 hW 51-43
3-5-97 hL 41-70
1-10-98 hL 51-58
2-14-98 aW 74-63



Roadrunner Basketball

1-7-99	hL	47-61
2-25-99	aL	52-53
12-30-99	aL	47-54
2-3-00	hL	42-60
21-7-00	hW	66-49
2-10-01	aW	64-42
12-20-01	aW	43-41
1-28-02	hW	51-48
12-3-02	aL	47-56
3-1-03	hW	55-39
1-10-04	aL	47-55
2-18-04	hW	55-43
2-10-05	aL	43-57
2-26-05	hW	48-46
2-16-06	hW	68-67(2OT)
3-8-06	aW	76-75(3OT)
1-23-07	aL	38-67
2-15-07	hL	52-68
3-9-07	nL	52-70

TCU

(0-1)

H: 0-0, A: 0-1, N: 0-0

12-5-95	aL	58-78
---------	----	-------

Texas-El Paso (16-7)

H: 9-2, A: 6-5 N: 1-0

11-28-81	nW	72-62
2-11-84	hW	92-79
3-3-84	aW	72-68
2-9-85	aW	79-69
3-2-85	hW	78-52
2-8-86	aW	65-58
3-1-86	hW	99-65
2-5-87	hW	72-53
2-28-87	aW	58-52
2-6-88	hW	76-55
2-21-88	aW	59-58
1-6-89	aL	63-76
2-8-89	hW	64-60
1-8-90	aL	64-66
2-17-90	hL	64-69
12-4-90	aL	76-78
2-12-91	hW	86-61
12-17-92	aL	47-75
1-11-93	hL	32-54
11-24-00	hW	58-54
11-28-03	hW	52-49
12-4-04	aW	54-50
11-17-06	aL	47-80

Texas Lutheran (4-1)

H: 3-0, A: 1-1, N: 0-0

12-1-82	hW	80-62
12-19-82	aL	51-60
12-2-83	hW	92-57
1-19-83	aW	70-54
12-11-90	hW	88-54

Texas-Pan American (17-5)

H: 10-3, A: 7-2, N: 0-0

11-29-82	hW	71-40
1-10-86	hW	75-36
1-28-86	hW	69-58
2-25-86	aL	48-64
1-21-87	aW	66-41
2-21-87	hW	72-36
2-24-90	hW	86-70
2-28-90	aW	80-58
1-30-91	aW	88-72
2-28-91	hW	70-51
11-30-92	aL	57-80
12-16-92	hW	57-61
12-9-92	hW	50-47

11-30-95	aW	67-60
12-9-96	hL	70-72
11-23-97	hW	53-39
1-27-97	aW	62-44
11-15-98	hW	69-46
12-2-98	aW	72-40
11-14-99	hL	71-77
11-24-00	hL	61-68
12-7-00	aW	57-48

Texas Southern (11-3)

H: 9-1, A: 2-2, N: 0-0

2-19-83	hL	73-80
12-1-85	hW	84-57
11-26-86	aW	69-68
1-4-86	hW	68-54
1-26-91	hW	80-68
2-7-91	aW	72-52
12-12-93	aL	62-78
12-17-93	hW	76-63
1-2-95	hW	62-52
12-20-96	hW	65-60
12-5-97	hW	91-30
12-16-98	hW	80-37
12-19-01	aL	39-47
11-23-04	aW	57-55
12-12-05	hW	41-33

Texas State (20-28)

H: 11-14, A: 9-14, N: 0-0

11-2-81	aW	89-69
12-10-82	hL	53-55
12-1-83	aW	69-66
1-3-84	hW	99-73
11-29-84	hW	66-59
1-24-85	aL	69-71(OT)
11-30-85	hW	72-58
2-11-86	aL	66-69
12-8-86	hW	77-66
2-16-87	aW	81-75
2-1-88	aL	62-84
3-1-88	hW	81-67
12-5-88	hL	64-78
2-27-89	aW	79-78
1-3-90	aL	64-66
2-1-90	hL	64-66
3-2-91	hL	58-73
1-25-92	aL	54-56
2-22-92	hL	45-61
1-16-93	hL	48-78
2-13-93	aL	43-96
1-8-94	hL	48-72
2-5-94	aL	43-78
1-21-95	hL	51-68
2-16-95	aL	44-72
1-27-96	hL	57-78
2-24-96	aL	52-67
1-25-97	hL	55-64
2-15-97	aL	50-57
1-29-98	aW	64-48
1-23-99	aL	49-59
2-27-99	hW	73-64
1-29-00	hW	66-65
3-4-00	aL	61-84
2-19-01	aW	73-50
1-27-01	hW	69-51
2-18-02	hW	56-46
2-2-02	aW	56-41
1-25-03	aW	67-56
2-22-03	hW	63-56
3-15-03	hL	56-68
1-21-04	hL	43-44
2-25-04	aW	71-46
2-12-05	hW	71-69
3-4-05	aL	58-61 (OT)

2-18-06	hL	71-73 (OT)
1-20-07	hL	64-76
2-17-07	aL	60-63

Texas Tech (0-10)

H: 0-3, A: 0-7, N: 0-0

2-15-83	aL	76-86
12-1-83	hL	64-72
12-13-86	aL	62-75
12-8-87	aL	50-67
12-17-88	aL	53-92
12-20-89	hL	65-82
11-22-97	hL	44-57
12-2-98	aL	39-93
11-14-03	aL	48-76
11-10-06	aL	58-66

Texas Women's University (2-0)

H: 1-0, A: 0-0, N: 1-0

1-23-82	hW	71-51
2-6-82	nW	56-40

Tulane (2-0)

H: 0-0, A: 2-0, N: 0-0

1-31-87	aW	69-66
2-16-91	aW	98-93

Tulsa (1-4)

H: 0-3, A: 1-1, N: 0-0

12-30-96	hL	81-68
11-21-98	aW	69-63
11-22-04	aL	60-80
11-22-05	hL	41-63
11-25-06	hL	57-61

Wayland Baptist (1-0)

H: 1-1, A: 0-0, N: 0-0

11-30-91	hL	64-73
----------	----	-------

West Texas State (2-6)

H: 2-1, A: 0-3, N: 0-2

1-29-82	nL	61-67
2-4-84	hW	72-69
2-18-84	aL	54-69
2-2-85	aL	67-83
2-16-85	hW	73-54
3-9-85	nL	64-79
2-1-86	aL	43-85
2-15-86	hL	56-59

West Virginia (1-0)

H: 0-0, A: 0-0, N: 0-0

11-18-05	nW	57-54
----------	----	-------

Wichita State (0-2)

H: 0-1, A: 0-1, N: 0-0

12-2-02	aL	46-69
11-30-03	hL	54-63

Wisconsin-Green Bay (1-0)

H: 0-0, A: 1-0, N: 0-0

1-24-88	aW	62-57
---------	----	-------

Wyoming (0-2)

H: 0-0, A: 0-0, N: 0-0

1-12-89	aL	67-70
1-13-90	hL	59-68



Roadrunner Basketball
UTSA vs. All-Time Opponents



Opponent	W	L	First Meeting	Last Meeting
Air Force Academy	1	2	12-2-95	12-19-98
Alabama	0	2	12-5-86	12-5-03
Alaska-Anchorage	0	1	2-23-91	2-23-91
Alcorn State	1	0	12-30-03	12-30-03
Angelo State	2	1	1-11-82	11-27-93
Arizona State	0	3	12-19-99	12-19-05
Arkansas	0	3	12-12-87	1-9-89
Arkansas-Little Rock	2	2	1-14-88	12-2-06
Auburn	0	1	12-30-01	12-30-01
Baylor	6	5	12-5-81	12-16-96
Belmont	1	0	12-19-98	12-19-98
Buffalo	0	1	12-30-05	12-30-05
Butler	1	0	11-24-01	11-24-01
Cal-Irvine	1	1	12-20-97	11-26-99
Cal State Bakersfield	0	1	12-8-06	12-08-06
Central Arkansas	1	0	1-11-07	1-11-07
Colorado State	1	2	1-20-87	12-31-05
Creighton	2	2	12-18-85	3-2-89
Dartmouth	0	1	12-21-91	12-21-91
Davidson	1	0	12-3-05	12-3-05
Denver	0	1	11-29-03	11-29-03
Duke	0	1	12-7-90	12-7-90
Eastern Illinois	0	1	12-4-93	12-4-93
Eastern Washington	1	0	11-24-06	11-24-06
East Texas State	2	0	1-12-87	1-7-88
Florida A&M	1	0	11-19-05	11-19-05
Fordham	0	1	12-28-98	12-28-98
Hardin-Simmons	10	0	12-11-82	11-28-97
Houston	0	15	11-25-81	11-18-01
Houston Baptist	1	0	11-20-99	11-30-99
Howard Payne	1	0	12-7-96	12-7-96
Huston-Tillotson	2	0	1-17-83	1-29-83
Idaho	0	1	12-14-84	12-14-84
Idaho State	1	0	11-25-00	11-25-00
Iona	1	0	12-9-88	12-9-88
Iowa State	0	1	12-1-95	12-1-95
Kansas State	0	1	12-31-03	12-31-03
Kent State	1	1	12-3-93	12-30-06
Lamar	13	11	1-9-82	1-6-07
Louisiana-Lafayette	3	1	12-5-87	12-6-97
Louisiana-Monroe	10	20	1-4-85	1-28-06
Louisiana Tech	0	2	12-15-84	12-2-05
McNeese State	14	16	1-9-92	2-22-07
Midwestern State	0	1	11-26-95	11-26-95
Minnesota	0	2	11-23-84	12-31-84
Mississippi State	1	0	11-24-84	11-24-84
Missouri	0	2	11-22-84	12-10-88
Missouri-Kansas City	1	3	2-10-88	2-12-90
Missouri State	1	0	12-31-83	12-31-83
Nevada-Las Vegas	1	3	11-18-98	12-21-06
Nevada-Reno	1	0	11-29-86	11-29-86
New Mexico	0	2	12-8-01	12-8-02
New Mexico State	3	3	2-23-88	11-19-06
New Orleans	0	2	2-2-87	1-16-88
Nicholls State	23	11	2-2-89	2-10-07

Opponent	W	L	First Meeting	Last Meeting
Northwestern State	8	25	1-18-92	1-13-07
North Texas	6	13	2-5-82	11-22-02
Northern Arizona	1	1	2-24-91	1-5-94
Northern Illinois	0	1	2-22-91	2-22-91
Oklahoma	0	5	11-28-86	11-23-98
Oklahoma City	4	0	1-23-84	2-25-85
Oklahoma State	0	2	11-28-87	12-16-02
Oral Roberts	4	6	1-21-84	12-15-02
Pacific	0	1	12-20-91	12-20-91
Pepperdine	1	1	12-31-87	12-29-89
Prairie View A&M	10	3	1-27-83	11-16-04
Purdue	0	1	12-20-06	12-20-06
Quinnipiac	1	0	12-31-04	12-31-04
Rice	6	0	1-10-83	12-3-85
Samford	1	0	12-30-04	12-30-04
Sam Houston State	26	13	11-24-82	3-1-07
San Diego	0	1	12-28-01	12-28-01
San Diego State	1	0	12-30-89	12-30-89
Santa Clara	1	0	1-4-04	1-4-04
Schreiner	9	0	11-25-89	12-11-99
Seton Hall	0	1	11-27-04	11-27-04
SMU	2	6	2-16-82	11-12-06
South Alabama	0	1	12-2-88	12-2-88
Southern Utah	0	1	12-16-03	12-16-03
Southeastern Louisiana	17	8	1-21-89	3-7-07
Southwestern	7	0	1-30-82	1-25-86
St. Mary's	11	0	1-9-84	1-22-90
Stephen F. Austin	6	29	12-20-86	3-3-07
Tarleton State	2	0	12-15-93	12-17-94
Tennessee-Martin	1	0	12-19-04	12-19-04
Texas	0	2	2-8-82	12-7-83
Texas A&M	4	9	12-3-81	11-30-04
Texas A&M-Corpus Christi	1	5	11-21-02	2-24-07
Texas A&M-Kingsville	7	1	11-27-81	11-25-95
Texas-Arlington	18	23	1-4-82	3-9-07
TCU	0	1	12-5-95	12-5-95
Texas-El Paso	16	7	11-28-81	11-17-06
Texas Lutheran	4	1	12-1-81	12-11-90
Texas-Pan American	17	5	11-29-81	12-7-00
Texas Southern	11	3	1-6-83	12-12-04
Texas State	20	28	11-2-81	2-17-07
Texas Tech	0	10	2-15-82	11-10-06
Texas Woman's Univ.	2	0	1-23-82	2-6-82
Tulane	2	0	1-31-86	2-16-91
Tulsa	1	4	12-30-96	11-25-06
Wayland Baptist	1	0	11-30-90	11-30-90
West Texas State	2	6	1-29-82	2-15-86
West Virginia	1	0	11-18-05	11-18-05
Wichita State	0	2	12-2-01	11-30-02
Wisconsin-Green Bay	1	0	1-24-88	1-24-88
Wyoming	0	2	1-12-89	1-13-90

TOTALS **356 358 .498**



Roadrunner Basketball

UTSA All-Time Letterwinners

Player	Pts	Rebs	Gms	Yrs	Gibbs, Monica	578	435	57	2005-P	Ransom, Nicole	397	120	48	1988-90
Aalbers, Kristel	46	27	18	1997-98	Gray, Robyn	12	10	20	1994-95	Ray, Tanya	106	83	22	1994-95
Aguirre, Denise	60	40	22	1982-86	Greer, Lyndsey	338	187	102	2001-05	Reed, Kim	375	205	86	2001-05
Alexander, Dawn	11	9	18	1994-95	Gregg, Jenn	77	24	15	1981-82	Rhodes, Stesha	121	86	26	1998-99
Allbright, Karen	2	3	6	1989-90	Griffin, Vernitta	17	31	15	1986-87	Rhyner, Wendy	12	4	3	1989-90
Alkek, Amy	493	195	53	1986-88	Groves, Debbye	877	550	101	1984-88	Riedel, Robin	2	7	4	1992-93
Altwein, Stephanie	45	46	36	1989-91	Guerra, Jessica	6	5	15	1992-93	Risien, J.J.	73	43	24	2003-05
Archambault, Annie	421	329	74	1991-94	Haglund, Melissa	60	78	28	1987-88	Roberson, Soonja	455	299	77	1995-98
Baldwin, Lora	6	8	4	2001-02	Hall, Rikki	2	4	7	2001-02	Roberts, Tameka	47	48	12	1997-98
Bartlesmeyer, Amy	131	77	26	1995-96	Harsh, Kristen	1	4	6	1996-97	Robbins, Sherelia	31	20	21	1991-92
Baurels, Trisha	0	5	10	1996-97	Hausenfluke, Melinda	678	326	108	1990-94	Rogers, Tammy	1,340	513	96	1987-91
Blau, Lacy	14	13	14	2004-05	Hegedus, Kristina	10	6	12	1995-96	Romagosa, Amy	97	51	26	1994-95
Beene, Tiffany	30	17	24	1987-88	Hendrix, Nikki	1,122	435	78	2001-04	Ross, Philicia	578	226	95	1990-94
Bloom, Delores	8	2	3	2005-06	Hoffman, Rhonda	661	225	102	1983-87	Rossi, Zeena	0	0	1	1988-89
Bogan, Tia	262	126	41	2004-P	Holliday, Dewella	589	290	55	2002-04	Salinas, Annie	0	0	1	2001-02
Boldt, Tisha	1,391	675	111	1986-91	Hollins, Ruby	0	1	2	1983-84	Sandefur, Katie	782	473	116	2002-06
Boylard, Melissa	78	55	22	1988-89	Holt, Marsha	155	171	36	1981-83	Schaffer, Stephanie	206	119	53	1995-97
Brock, Sarah	171	126	45	1999-01	Howard, Joyce	349	188	53	1996-98	Schmitt, Cheryl	2	3	2	1981-82
Brockman, Carmen	525	392	79	1989-92	Hurd, Shadana	11	5	12	2000-01	Seale, Shelley	335	145	54	1981-83
Brown, Destiny	28	99	65	2005-06	Jackson, Tanisha	246	182	28	2002-03	Siler, Marci	30	26	19	1999-00
Brown, Kalinda	4	8	10	1990-91	Johnson, Breezy	205	139	37	1995-97	Singleton, Angel	1,557	730	105	1993-98
Burks, Regan	15	22	12	2006-P	Johnson, Danielle	115	61	19	1999-00	Smith, Erica	193	123	53	1988-90
Camacho, Tina	535	221	89	1981-86	Jones, Donelle	176	166	26	1998-99	Smith, Lisa	215	280	47	1995-97
Cannon, Alice	307	209	51	1983-85	Jones, Stephanie	184	64	55	1992-94	Smith, Rosie	879	239	54	1997-99
Carlucci, Michelle	136	58	47	1992-94	Kendrick, Sarah	32	6	17	2000-01	Smith, Sonya	414	289	49	1985-87
Charlier, Nanette	52	90	31	1983-86	King, Ankara	422	316	46	1992-94	Smith, Tamara	197	146	31	1994-96
Churman, Renda	738	375	108	1997-01	King, Deanna	103	41	33	1987-89	Spencer, Sabirah	182	65	23	1997-99
Coleman, Tiffany	11	4	13	2002-03	King, Denise	19	20	6	1990-91	Stimson, Sara	17	7	17	1990-91
Collins, Tijwana	196	209	57	2002-04	King, Keisha	6	7	7	1999-00	Stone, Theresa	87	41	24	1983-84
Costanza, Lynn	79	41	16	1985-86	Knighton, Maggie	4	9	9	1997-98	Swoboda, Summer	365	241	55	1996-98
Coulter, Jody	21	10	9	1994-95	Kroen, Karen	341	118	87	1983-87	Swords, Stephanie	44	33	53	2003-05
Crafts, Krystal	17	12	14	1992-93	Laing, Courtney	121	68	26	2007-P	Thomas, Kristen	15	34	19	1984-86
Craddock, Latonia	72	27	15	1999-00	Layton, Beth	87	24	26	2002-03	Thompson, Felicia	55	18	19	1981-85
Culpepper, Donna	86	72	24	1988-89	Lewis, Sharon	26	17	18	1987-88	Tilghman, Tammie	108	86	9	1988-89
Dancy, Kisha	472	194	51	1994-96	Lloyd, Kelly	25	36	22	1989-90	Tucker, Katina	64	52	25	1993-94
Daniel, Ginger	81	44	22	1993-94	Luke, Joyce	164	104	75	1992-95	Van Auken, Celeste	58	32	28	1984-87
Davis, Terrie	695	322	86	2004-P	Lum, Allison	235	206	52	1985-87	Vanderbilt, Jene	501	273	97	1998-02
DeMarte, Chelsea	94	61	29	2000-01	Maddox, Jacque	52	50	29	2000-03	Vaughn, Candice	47	28	23	1997-98
Dewey, Carla	4	2	4	1995-96	Martin, Michelle	1,189	590	103	1989-93	Vogts, Karen	62	72	17	1982-83
Dorsey, Katrina	197	141	74	1999-02	Martynovich, Margaret	1,480	778	108	1981-85	Walker, Chekesha	6	2	4	1999-00
Dube, Becky	37	16	11	1982-83	Matthews, Portia	279	226	30	1990-91	Watkins, Latoyia	8	9	15	1996-97
Duncan, Kim	402	239	55	1983-85	Maxwell, Kim	1,081	333	81	1981-84	Watson, D'Ann	143	134	27	1991-92
Dunmyer, Brooke	40	29	21	1994-95	McCrorry, Marlees	73	47	30	1999-01	Wells, Valerie	828	401	54	1982-84
Dunson, Nicole	476	112	54	2004-06	McKay, Kara	40	47	28	2005-P	Westfall, Toni	84	48	25	1996-97
Eitner, Stacey	8	7	8	1982-83	McReynolds, Linda	329	149	53	1981-83	Williams, LaQuitta	0	0	6	1992-93
Elsasser, Erin	131	87	26	1995-96	Mingee, Lacy	898	453	113	2001-06	Williams, Starlite	1,607	636	97	1983-87
Emory, Mantha	434	334	52	1993-95	Nance, Laura	5	6	3	1991-92	Williams, Tiffany	627	544	102	1990-94
Evenello, Suzette	65	51	24	1986-88	Nelson, Sherika	184	50	24	1995-97	Wilson, Keelah	538	342	53	1998-00
Ewalefo, Vivian	846	454	60	2005-07	Nickel, Shelly	4	1	3	1996-97	Wilson, Sharon	1,172	411	102	1985-89
Ferguson, Lisa	96	126	27	1989-90	Northern, Latifa	717	381	109	1998-02	Yarborough, Lynette	1	0	1	1985-86
Fitzgerald, Kate	353	260	51	2000-02	Owens, Carol	81	57	17	1987-88	Ziegler, Holly	126	65	64	2001-05
Follis, Amber	204	121	52	1996-99	Oliveira, Ana	199	107	101	2003-07					
Forestier, Denise	517	205	38	1990-92	Park, Nichelle	38	37	25	2005-06					
Foster, Niki	437	218	56	2000-02	Parks, Richelle	388	224	28	2004-05					
Fox, Farren	29	104	46	2005-06	Pavell, Cindy	415	271	27	1981-82					
Freeman, Lynsey	30	211	96	2006-07	Pepper, Tracey	299	135	52	1993-95					
Frisce, Katherine	2	5	3	1990-91	Prior, Victoria	11	13	10	2004-05					
Fritz, Denise	251	322	54	1983-85	Prose, Amber	325	191	54	2000-02					
Garcia, Andrea	23	5	16	2005-P	Rampley, Julie	513	335	58	2000-03					
Garcia, Genny	78	38	18	1999-01	Ramsey, Derrilene	106	96	27	1988-89					
Garza, Alma	2	7	3	1991-92										
Gaskin, Karen	762	307	54	1988-90										
Geppert, Kirsten	56	72	20	1998-99										