



UTSA Records



UTSA Team Records

Most Points in a Game

Pts.	Opponent	Date	Site
1. 113	Schreiner	11-24-90	Convo.
2. 113	Okla. City	2-27-84	Convo.
3. 105	PV-A&M	12-7-93	Convo.
4. 100	St. Mary's	1-24-89	Convo.
5. 100	Southwestern	11-28-83	Convo.

In Convocation Center

113, Schreiner (11-24-90)

On a Neutral Court

100 vs St. Mary's (1-24-89)
HemisFair Arena

On Opponent's Home Court

98 at Tulane 98-93 OT (2-16-91)

In A UTSA Loss

89 at Alaska-Anchorage (2-23-91)

In A Season Opener

113 vs. Schreiner (11-24-90)

Most Points/Conference

Pts., Opponent	Date	Site
1. 92, Nicholls State	2-17-94	UTSA
2. 90, Lamar	3-6-01	UTSA
90, SE Louisiana	3-3-01	UTSA
4. 88, Northwestern St.	1-3-98	Away
88, Prairie View A&M	11-26-04	UTSA
6. 83, SE Louisiana	1-6-00	UTSA

Fewest Points

Pts., Opponent	Date	Site
1. 32, S.F. Austin	3-9-01	Bossier City
2. 32, UTEP	1-11-93	UTSA
3. 35, Arizona St.	12-19-99	UTSA
4. 36, Nicholls State	1-17-98	Away
5. 38, New Mexico	12-8-01	UTSA

Fewest Points/Conference

Pts., Opponent	Date	Site
1. 32, S.F. Austin	3-9-01	Bossier City
2. 36, Nicholls State	1-17-98	Away
3. 39, Lamar	2-4-02	Away
5. 42, Sam Houston	2-2-02	Away
42, Lamar	1-11-01	UTSA
42, S.F. Austin	1-14-95	UTSA

Fewest Points in a Half

Pts., Opponent	Date	Site
10, Texas-Arlington	1-21-97	Away

Most Points in an Overtime Period

Pts., Opponent	Date	Site
15, Sam Houston St.	2-3-05	UTSA

Most Rebounds

Reb. Opponent	Date	Site
64, PV-A&M	2-8-90	Away
Louisiana-Monroe	12-30-93	Away

Most Rebounds/Conference

Reb. Opponent	Date	Site
1. 50, Northwestern State	1-19-02	Away
2. 49, Nicholls State	2-2-95	UTSA

Biggest Rebound Margin

Reb. Opponent	Date	Site
27 (68-41) PV-A&M	12-7-93	UTSA

Most Field Goals

FG, Opponent	Date	Site
45, Schreiner	11-24-90	UTSA

Most Field Goals/Conference

FG, Opponent	Date	Site
34, McNeese	2-3-01	UTSA

Fewest Field Goals

FG, Opponent	Date	Site
11, Nicholls St.	1-17-98	Away

Fewest Field Goals Attempts

FG, Opponent	Date	Site
36, Baylor	12-16-96	Away

Highest Field Goal Percentage

FG%, Opponent	Date	Site
70.6, Texas Southern	12-5-96	UTSA

Highest FG%/Conference

FG%, Opponent	Date	Site
59.6, Nicholls St.	2-1-03	Away

Lowest Field Goal Percentage

FG%, Opponent	Date	Site
21.2 Nicholls St.	1-17-98	Away

Most Free Throws

FT, Opponent	Date	Site
1. 33, Oral Roberts	2-22-86	Away
33, Texas Tech	12-17-88	Away
3. 32, Southwestern	12-25-86	UTSA

Most Free Throws/Conference

FT, Opponent	Date	Site
27, Lamar	2-23-05	UTSA

Fewest Free Throws

FT, Opponent	Date	Site
1, PV-A&M	2-10-83	UTSA
Texas-Pan American	12-9-92	UTSA

Fewest Free Throws/Conference

FT, Opponent	Date	Site
2, Texas-Arlington	2-10-05	Away

Most Free Throw Attempts

FTA, Opponent	Date	Site
44, Texas Tech	12-17-88	UTSA
Kent State	12-3-93	Away

Fewest Free Throw Attempts

FTA, Opponent	Date	Site
3, St. Mary's	2-14-84	UTSA

Fewest Free Throw Attempts/Conference Game

FTA, Opponent	Date	Site
5, Texas-Arlington	2-10-05	Away

Highest Free Throw Percentage

FT%, Opponent	Date	Site
93.8 Sam Houston	1-9-92	UTSA

Most Three-Point Field Goals in a Game

FG, Opponent	Date	Site
12, Buffalo	12-30-05	UTSA

Most Three-Point Field Goals/Conference

FG, Opponent	Date	Site
10, Northwestern St.	2-28-93	Away

Most Three-Point Field Goals Attempts/Conference

FGA, Opponent	Date	Site
31, Buffalo	12-30-05	UTSA

Most Assists

AST, Opponent	Date	Site
34, Southwestern	11-22-83	Away
34, Oklahoma City	2-27-84	UTSA

Most Assists/Conference

AST, Opponent	Date	Site
22, Sam Houston	2-2-95	UTSA

Most Steals

ST, Opponent	Date	Site
32, Hardin-Simmons	2-6-84	Away

Most Steals/Conference

ST, Opponent	Date	Site
22, Sam Houston	1-12-95	UTSA

Most Turnovers

TO, Opponent	Date	Site
37, Sam Houston	1-6-96	UTSA

Most Blocked Shots

BLK, Opponent	Date	Site
10, Northwestern St.	3-3-06	Away

Most Blocked Shots/Conference

BLK, Opponent	Date	Site
10, Northwestern St.	3-3-06	Away

Most Personal Fouls

PF, Opponent	Date	Site
33, Cal-Irvine	11-26-99	Away

Team • Single Season Records

Most Victories



Wins (W-L)
21 (21-6)

Season
1983-84

Most Victories/Conference

Wins (W-L)
17 (17-3)

Season
2002-03

Fewest Victories

Wins (W-L)
4, (4-23)

Season
1991-92

Fewest Victories/Conference

Wins (W-L)
2, (2-16)

Season
1994-95

Most Losses

Losses (W-L)
23, (4-23)

Season
1991-92

Most Losses Conference

Losses (W-L)
16, (2-16)

Season
1994-95

Fewest Losses

Losses (W-L)
6, (21-6)

Season
1983-84

Fewest Losses/ Conference

Losses (W-L)
1, (9-1)

Season
1984-85

Most Games Played

Games (W-L)
30, (18-12)

Season
1990-91

Longest Winning Streak

Games
13, (18-11)

Season
2002-03

Most Points Scored

Points
2,388

Season
1990-91

Most Points Allowed

Points
2,229

Season
1990-91

Highest Scoring Average

Average
79.6

Season
1990-91

Fewest Points Scored

Points
1455

Season
2001-02

Lowest Scoring Avg.

Avg.
52.0

Season
2001-02

Most Rebounds

Rebounds
1,367

Season
1982-83



The 2002-03 team set a school record 17 conference wins en route to the Southland Conference regular season championship.

Highest Rebound Average

Rebounds
45.6

Season
1990-91

Most Field Goals

FG
872

Season
1983-84

Highest Field Goal Percentage

FG%
47.8 (800-1675)

Season
1984-85

Lowest Field Goal Percentage

FG%
37.4 (558-1490)

Season
1992-93

Best FG Percentage Defense

FG%
36.5 (600-1643)

Season
2004-05

Most Free Throws

FT
529

Season
1989-90

Most Free Throws/Conference

FT
304

Season
2000-01

Most Free Throw Attempts

FTA
788

Season
1988-89

Most Free Attempts/Conference

FTA
454

Season
2000-01

Highest Free Throw Percentage

FT%
71.5 % (409-572)

Season
1989-90

Most Three-Point Field Goals

3FG
126

Season
2002-03

Most Three-Point Field Goal Attempts

FGA
435

Season
2002-03

Highest Three-Point Field Goal Percentage

3-Pt.%
35.6 (144-405)

Season
2005-06

Lowest Three-Point Field Goal Percentage

3-Pt.%
24.9 (84-338)

Season
1999-00

Most Assists

Assists
529

Season
1981-82

Most Assists Per Game

Assists
19.6

Season
1981-82

Most Steals

Steals
361

Season
1986-87

Most Steals Per Game

Steals
13.9

Season
1986-87

Most Turnovers

TO
679

Season
1991-92

Most Turnovers Per Game

TO/G
25.1

Season
1991-92

Fewest Turnovers

TO
420

Season
1997-98



UTSA Individual Records



Most Blocked Shots

Blocks Season
99 2005-06

Most Blocked Shots Per Game

Blocks Season
3.76 1994-95

Most Personal Fouls

Fouls Season
653 1983-84

Most Disqualifications

DQs Season
28 1983-84

Most Points Scored By A Roadrunner In A Game

Player	Date	Opponent	FG	3PT	FT	PTS
1. Starlite Williams	12-16-86	St. Mary's	16	-	8	40
2. Angel Singleton	2-1-97	Northwestern St.	10	0	16	36
3. Starlite Williams	12-31-84	Minnesota	15	-	4	34
4. Rosie Smith,	1-8-98	Stephen F. Austin	11	7	3	32
Tammy Rogers	12-19-90	Texas A&M	8	4	12	32
6. Tammy Rogers	1-30-91	Texas-Pan American	13	4	1	31
Starlite Williams	12-9-86	Baylor	14	0	3	31
8. Starlite Williams	12-3-86	Houston	10	-	10	30
Starlite Williams	12-3-85	Rice	11	-	8	30
Kim Maxwell	2-27-84	Oklahoma	14	-	2	30
Rosie Smith	2-20-99	Lamar	9	4	8	30

Most Points Scored By A Senior

40, Starlite Williams vs. St. Mary's (12-16-86)

Most Points Scored By A Junior

36, Angel Singleton vs. Northwestern State (2-1-97)

Most Points Scored By A Sophomore

34, Starlite Williams vs. Minnesota (12-31-84)

Most Points Scored By A Freshman

28, Richelle Parks vs. McNeese State (1-20-05)

Most Points Scored In Career Debut

25, Margaret Martinovich vs. Southwest Texas State (11-23-81)

Most Points Scored In Freshman Debut

25, Margaret Martinovich vs. Southwest Texas State (11-23-81)

Most Points Scored In A UTSA Loss

34, Starlite Williams vs. Minnesota (12-31-84)

Most Points Scored At the Convocation Center

40, Starlite Williams vs. St. Mary's (12-16-86)

Most Points Scored On Opponent's Home Court

32, Tammy Rogers at Texas A&M (12-19-90)

Most Points Scored On A Neutral Court

31, Starlite Williams vs. Baylor at Nacogdoches (12-6-86)

Most Points Scored In A Southland Conference Tournament Game

28 by Rosie Smith and Angel Singleton vs S.F. Austin (3-5-98)

Most Points Scored In An SLC Game

36, Angel Singleton vs. Northwestern State (2-1-97)

Most Points Scored In Consecutive Games

58, Starlite Williams (1986-87)

Single • Season

Most Points Scored

Player, Season	G	FG	3Pt	FT	Avg.	Pts.
1. Tammy Rogers (90-91)	30	180	18	167	19.4	582
2. Starlite Williams (86-87)	26	229	-	80	20.7	538
3. Starlite Williams (84-85)	28	204	-	85	17.6	493
4. Margaret Martinovich (82-83)	27	190	-	89	17.4	469
5. Valerie Wells (83-84)	27	195	-	62	16.7	452
6. Margaret Martinovich (84-85)	28	184	-	83	16.1	451
7. Rosie Smith (98-99)	26	149	41	104	17.0	443
Karen Gaskin (89-90)	28	171	0	103	15.8	443
9. Rosie Smith (97-98)	28	159	53	65	15.6	436
10. Angel Singleton (96-97)	17	144	-	145	16.0	433
11. Angel Singleton (97-98)	28	148	-	131	15.2	427
12. Tisha Boldt (88-89)	28	184	-	55	15.1	423
13. Cindy Pavell (81-82)	27	177	-	61	15.4	415



14. Nikki Hendrix (03-04)	23	148	20	92	17.7	408
15. Kim Maxwell (83-84)	27	188	-	33	15.1	409
16. Sharon Wilson (88-89)	26	152	-	92	15.2	396
17. Nikki Hendrix (02-03)	28	150	16	74	13.9	390
18. Richelle Parks (04-05)	28	157	-	74	13.9	388
19. Angel Singleton (94-95)	26	118	-	149	14.8	385
20. Tammy Rogers (89-90)	28	126	27	104	13.6	381

Most Points Scored In A Season By A Senior

582, Tammy Rogers (1990-91)

Most Points Scored In A Season By A Junior

433, Angel Singleton (1996-97)

Most Points Scored In A Season By A Sophomore

493, Starlite Williams

Most Points Scored In A Season By A Freshman

436, Rosie Smith (1997-98)

Most Points Scored In Conference

Player, Season	G	FG	3Pt	FT	Avg.	Points
1. Nikki Hendrix (2002-03)	20	120	13	67	16.2	325
2. Rosie Smith (1998-99)	18	104	32	80	17.8	320
3. Angel Singleton (1996-97)	16	93	0	84	16.9	270
4. Renda Churman (2000-01)	21	116	1	25	12.3	258
Nikki Hendrix (2003-04)	15	93	11	61	17.2	258
5. Keelah Wilson (1999-00)	18	102	0	51	14.2	255
6. Angel Singleton (1997-98)	16	82	0	80	15.2	244
Vivian Ewalefo (2005-06)	16	88	0	68	15.3	244
8. Nikki Hendrix (2001-02)	20	104	9	43	13.0	260

Highest Scoring Average

Player, Season	G	Points	Avg.
1. Starlite Williams (86-87)	26	538	20.7
2. Tammy Rogers (90-91)	30	582	19.4
3. Nikki Hendrix (03-04)	23	408	17.7
4. Starlite Williams (84-85)	28	493	17.6
5. Starlite Williams (85-86)	16	275	17.1
6. Valerie Wells (83-84)	27	452	16.7
7. Angel Singleton (96-97)	26	421	16.2
8. Karen Gaskin (89-90)	28	443	15.8
9. Rosie Smith (97-98)	28	436	15.6
10. Cindy Pavell (81-82)	27	415	15.4

Highest Scoring Average In Conference Season

Player, Season	G	Points	Avg.
1. Rosie Smith (1998-99)	18	320	17.8
2. Kim Maxwell (83-84)	10	173	17.3
3. Nikki Hendrix (03-04)	15	258	17.2
4. Angel Singleton (1996-97)	16	270	16.9
5. Nikki Hendrix (2002-03)	20	325	16.2
6. Valarie Wells (1983-84)	10	161	16.1
8. Angel Singleton (1997-98)	16	244	15.2
Rosie Smith (1997-98)	16	243	15.2



UTSA's All-time leading scorer Starlite Williams with 1,607 points.



Nikki Hendrix scored 408 points in 2003-04 season, No. 14 on UTSA's single season chart.



Career Scoring Record

Most Points Scored

Player, Seasons	G	FG	3Pt	FT	Avg.	Points
1. Starlite Williams (83-87)	97	674	0	259	16.5	1,607
2. Angel Singleton (94-98)	105	506	0	553	14.8	1,557
3. Margaret Martinovich (81-85)	108	589	0	302	13.7	1,480
4. Tisha Boldt (86-91)	111	561	0	256	12.5	1,391
5. Tammy Rogers (87-91)	96	451	27	355	13.9	1,340
6. Michelle Martin (89-93)	103	444	55	249	11.5	1,189
7. Sharon Wilson (85-89)	102	460	-	252	11.4	1,172
8. Nikki Hendrix (01-04)	78	426	45	225	14.4	1,122
9. Kim Maxwell (81-84)	81	502	-	77	13.3	1,081
10. Lacy Minge (01-06)	113	357	6	183	8.0	904
11. Rosie Smith (97-99)	54	308	94	169	16.2	879
12. Debye Groves (84-88)	101	355	-	167	8.6	877
13. Valerie Wells (82-84)	54	367	-	94	15.3	828
14. Katie Sandefur (02-06)	116	290	47	155	6.7	782
15. Karen Gaskin (88-90)	54	298	-	168	14.1	762
16. Renda Churman (97-01)	107	308	1	115	6.8	732
17. Latifa Northern (98-02)	109	268	44	137	6.6	717
18. Melinda Hausenfluke (90-94)	108	260	35	125	6.2	678
19. Rhonda Hoffman (83-87)	102	254	-	153	6.4	661
20. Tiffany Williams (90-94)	102	233	0	157	6.1	627
21. Philicia Ross (90-94)	95	189	121	79	6.0	578
22. Keelah Wilson (98-00)	52	222	0	94	10.3	538
23. Tina Camacho (81-86)	89	232	-	71	6.0	535
24. Carmen Brockman (89-92)	79	197	0	139	6.6	525
25. Denise Forestier (90-92)	38	207	40	62	13.6	517



Angel Singleton ranks second on the all-time scoring list with 1,557 points.

Most Field Goals Made

FG Player	Date	Opponent
16, Starlite Williams	12-16-86	St. Mary's
15, Starlite Williams	12-31-84	Minnesota
12, Keelah Wilson	12-3-99	Tx-Pan Am
12, Nikki Hendrix	2-11-02	SELA
11, Rosie Smith	1-8-98	S.F. Austin
11, Richelle Parks	1-20-05	McNeese

Most Field Goals Made In Conference Game

FG Player	Date	Opponent
12, Nikki Hendrix	2-11-02	SELA
11, Rosie Smith	1-8-98	SFA
11, Richelle Parks	1-20-05	McNeese
10, Vivian Ewalefo	2-2-06	Nicholls State

Most FG Attempts


FGA Player	Date	Opponent
33, Tammy Rogers	2-23-91	Alaska-Anchorage

Highest Field Goal Percentage (11 attempts)

92.8 (13 of 14) Starlite Williams	12-5-86	Alabama
-----------------------------------	---------	---------

Most Field Goal Attempts/Conference

FGA Player	Date	Opponent
22, Nikki Hendrix	1-10-04	Texas-Arlington
22, Vivian Ewalefo	2-2-06	Nicholls State



Tammy Rogers (21) scored more points in a single season (582) than any other player in UTSA women's basketball history during the 1990-91 season.



During the 1991-92 season Michelle Martin collected 195 rebounds and averaged 7.22 rebounds per game.

Year-By-Year

Field Goal

Leaders


Yr Player	FG	FGA	Pct
81-82, Cindy Pavell	177	324	54.6
82-83, M. Martinovich	190	332	57.0
83-84, Kim Maxwell	188	349	53.8
84-85, M. Martinovich	184	280	65.7
85-86 Tina Camacho	118	256	46.1
86-87 Sharon Wilson	97	240	40.4
87-88 Tisha Boldt	184	361	50.9
88-89, Sharon Wilson	152	366	41.5
89-90, Karen Gaskin	171	358	47.7
90-91, Tammy Rogers	180	482	37.3
91-92, Michelle Martin	32	309	42.7
92-93, Michelle Martin	28	313	40.9
93-94, Tiffany Williams	90	206	43.7
94-95, Angel Singleton	118	229	51.5
95-96, Angel Singleton	94	177	53.1
96-97, Angel Singleton	144	282	51.1
97-98, Rosie Smith	159	359	44.3
98-99, Rosie Smith	149	434	34.3
99-00, Keelah Wilson	164	360	45.6
00-01, Renda Churman	148	306	48.4
01-02, Nikki Hendrix	128	291	44.0
02-03, Nikki Hendrix	150	334	44.9
03-04, Nikki Hendrix	148	343	43.1
04-05, Richelle Parks	157	332	47.3
05-06, Vivian Ewalefo	139	336	41.4

Field Goals Made In A Season

FG Player	Year
229, Starlite Williams	1986-87
Williams	204, Starlite Williams 1984-85
Wells	195, Valerie 1983-84
ret Martinovich	190, Marga- 1982-83
Maxwell	188, Kim 1983-84
Boldt	184, Tisha 1984-85
Margaret Martinovich	184-85
Rogers	180, Tammy 1990-91

Field Goals Made In Conference

FGMPlayer	Year
-----------	------



Valerie Wells made a total of 195 field goals during the 1983-84 season.

120, Nikki Hendrix	2002-03
116, Renda Churman	2000-01
102, Keelah Wilson	1999-00
104, Nikki Hendrix	2001-02

Field Goal Attempts In A Season

FGA Player	Year
482, Tammy Rogers	1990-91
434, Rosie Smith	1998-99
408, Starlite Williams	1984-85
365, Valerie Wells	1983-84
361, Trisha Boldt	1988-89
360, Keelah Wilson	1999-00

Field Goal Attempts/Conference

FGA Player	Year
300, Rosie Smith	1998-99
252, Nikki Hendrix	2002-03
241, Keelah Wilson	1999-00
235, Renda Churman	2000-01
231, Nikki Hendrix	2001-02
221, Nikki Hendrix	2003-04
210, Kisha Dancy	1994-95
203, Jene Vanderbilt	1999-00
200, Vivian Ewalefo	2005-06

Career

Field Goals Made

FGM Player	Years
674, Starlite Williams	1983-87
589, Margaret Martinovich	1981-85
561, Trisha Boldt	1987-91
506, Angel Singleton	1993-98
502, Kim Maxwell	1981-84
460, Sharon Wilson	1985-89
451, Tammy Rogers	1987-91
444, Michelle Martin	1989-93

Field Goals Made/Conference

FGM Player	Years
317, Nikki Hendrix	2001-04
192, Latifa Northern	1998-02
185, Rosie Smith	1997-98
180, Keelah Wilson	1999-00

Field Goal Attempted/Career

FGA Player	Years
1,305, Starlite Williams	1983-87



Keelah Wilson shot 45.6 percent from the field during the 1999-2000 campaign.

1,137, Tammy Rogers	1987-91
1,136, Sharon Wilson	1985-89
1,111, Trisha Boldt	1987-91
1,039, Margaret Martinovich	1981-85
1,048, Kim Maxwell	1981-84
1,043, Michelle Martin	1989-93
990, Angel Singleton	1993-98

Year-By-Year FG% Leaders

Yr Player	FG	FGA	Pct
81-82, Cindy Pavell	177	324	54.6
82-83, M. Martinovich	190	332	57.0
83-84, Kim Maxwell	188	349	53.8
84-85, M. Martinovich	184	280	65.7
85-86, Starlite Williams	114	233	48.9
86-87, Sharon Wilson	97	240	40.4
87-88, Tisha Boldt	184	361	50.9
88-89, Karen Gaskin	127	228	55.7
89-90, Tisha Boldt	147	293	50.2
90-91, Portia Matthews	108	203	53.2
91-92, D'Ann Watson	57	106	53.8
92-93, Annie Archambault	64	153	41.8
93-94, Annie Archambault	74	161	46.0
94-95, Angel Singleton	118	229	51.5
95-96, Angel Singleton	94	177	53.1
96-97, Lisa Smith	102	167	61.1
97-98, Renda Churman	60	111	54.1
98-99, Donelle Jones	60	130	46.2
99-00, Keelah Wilson	164	360	45.6
00-01, Renda Churman	148	306	48.4
01-02, Nikki Hendrix	128	291	44.0
02-03, Katie Sandefur	64	135	47.4
03-04, Lacy Mingee	94	207	45.4
04-05, Richelle Parks	157	332	47.2
05-06, Lacy Mingee	116	249	46.6



Single Game

Most Rebounds

Reb. Player	Date	Opponent
24, M. Martinovich	11-27-81	Texas A&I
20, Cindy Pavell	12-1-81	TLU
19, Keelah Wilson	12-30-99	UTA
18, Tammy Tilghman	12-9-88	Iona
17, Richelle Parks	12-19-05	UT-Martin
M. Martinovich	1-6-83	TSU
Angel Singleton	1-22-96	UNT
Vivian Ewalefo	3-3-06	NW St.
16, Niki Foster	2-22-01	SHSU
Keelah Wilson	1-20-00	NW St.
Angel Singleton	1-11-96	McNeese
15, Angel Singleton	2-2-95	NW St.
A. Archambaldt	3-16-94	SHSU
Mantha Emory	12-30-93	ULM
Michelle Martin	2-10-83	PV-A&M
14, Monica Gibbs	2-16-06	UTA

Most Rebounds/Conference

Reb. Player	Date	Opponent
19, Keelah Wilson	12-30-99	UTA
17, Vivian Ewalefo	3-3-06	NW St.
14, Monica Gibbs	2-16-06	UTA



UTSA's all-time rebound leader Margart Martinovich (778).

Season

Most Rebounds

Player	Yr. G	Reb	Avg.
1. Cindy Pavell (81-82)	27	271	10.0
2. Tisha Boldt (90-91)	30	262	8.7
3. Vivian Ewalefo (05-)	30	229	7.6
4. Portia Matthews (90-91)	30	226	7.5
5. Richelle Parks (04-05)	28	224	8.0
6. Carmen Brockman (91-92)	27	203	7.5
7. Monica Gibbs (05-)	38	200	7.1

Most Rebounds/Conference

Reb Player	Year
175, Keelah Wilson	1999-00
146, Vivian Ewalefo	2005-06
132, Tanisha Jackson	2002-03
128, Kate Fitzgerald	2001-02
126, Angel Singleton	1994-95
119, Angel Singleton	1996-97

116, Tiffany Williams

111. Monica Gibbs

1993-94

2005-06

Year-by-Year

Rebounds Leaders

Year	Player	Gms	Reb
81-82	Cindy Pavell	27	271
82-83	M. Martinovich	27	247
83-84	Valarie Wells	27	213
84-85	Starlite Williams	28	221
85-86	Debbie Groves	26	186
86-87	Starlite Williams	26	183
87-88	Tisha Boldt	28	169
88-89	Tammy Rogers	28	158
89-90	Karen Gaskin	28	187
90-91	Tisha Boldt	30	262
91-92	Carmen Brockman	27	203
92-93	Tiffany Williams	25	155
	Michelle Martin	26	155
93-94	Tiffany Williams	25	169
94-95	Angel Singleton	26	188
95-96	Angel Singleton	22	166
96-97	Angel Singleton	27	185
97-98	Angel Singleton	28	183
98-99	Donelle Jones	26	166
99-00	Keelah Wilson	28	245
00-01	Julie Rampley	29	187
01-02	Kate Fitzgerald	28	168
02-03	Tanisha Jackson	28	182
03-04	Dewella Holliday	28	188
04-05	Richelle Parks	28	224
05-06	Vivian Ewalefo	30	229

Career

Most Rebounds

Player(Yrs)	Gms	Reb
1. M. Martinovich (81-85)	108	778
2. Angel Singleton (94-98)	105	730
3. Tisha Boldt (87-91)	111	675
4. Starlite Williams (83-87)	97	636
5. Michelle Martin (89-93)	103	590
6. Debbie Groves (84-88)	101	550
7. Tiffany Williams (90-94)	102	544
8. Tammy Rogers (87-91)	96	513
9. Katie Sandefur (2002-2006)	116	473
10. Lacy Mingee (2001-2006)	113	453
11. Nikki Hendrix (03-04)	78	435
12. Sharon Wilson (85-89)	102	411
13. Valarie Wells (82-84)	54	401
14. Carmen Brockman (89-92)	79	392
15. Latifa Northern (98-02)	109	381
16. Renda Churman (97-01)	107	364
17. Keelah Wilson (98-00)	52	342
18. Mantha Emory (93-95)	52	334
19. Kim Maxwell (81-84)	81	333
20. Annie Archambault (91-94)	74	329
21. Melinda Hausenfluke (90-94)	83	326
22. Denise Fritz (83-85)	54	322
23. Ankara King (92-94)	46	316
24. Soonja Roberson (95-98)	77	299
25. Vivian Ewalefo (05-)	30	229

Year-by-Year

Rebound Average Leader

Year	Player	Reb.	Avg.
81-82	Cindy Pavell	271	10.0
82-83	M. Martinovich	247	9.1
83-84	Valarie Wells	213	7.8
84-85	Starlite Williams	221	7.9
85-86	Debbie Groves	186	7.1
86-87	Starlite Williams	183	7.0
87-88	Debbie Groves	144	6.5
88-89	Tammy Rogers	158	6.1
89-90	Karen Gaskin	187	6.7
90-91	Tisha Boldt	262	8.7
91-92	Michelle Martin	195	7.5
	Carmen Brockman	203	7.5
92-93	Tiffany Williams	155	6.2
93-94	Tiffany Williams	169	6.8
94-95	Angel Singleton	188	7.2
95-96	Angel Singleton	166	7.5
96-97	Angel Singleton	185	6.9
97-98	Angel Singleton	183	6.5
98-99	Donelle Jones	166	6.4
99-00	Keelah Wilson	245	9.1
00-01	Julie Rampley	187	6.4
01-02	Kate Fitzgerald	168	6.0
02-03	Tanisha Jackson	182	6.5
03-04	Nikki Hendrix	161	7.0
04-05	Richelle Parks	224	8.0
05-06	Vivian Ewalefo	229	7.6

Three-Point FG

Single Game

Most Three-Point Field Goals

FGM Player	Date	Opponent
7, Rosie Smith	1-8-98	SFA
6, Rosie Smith	1-2-99	Lamar
Stephanie Schaffer	11-25-95	TAMU-Kingsville
Sherika Nelson	1-22-96	UNT
Sherika Nelson	1-4-96	SFA

5, Nicole Dunson three times

Terrie Davis twice

Most Three-Point Field Goals/Conf.

FGM Player	Date	Opponent
7, Rosie Smith	1-8-98	SF Austin
6, Rosie Smith	1-2-99	Lamar
Sherika Nelson	1-4-96	S.F. Austin
Sherika Nelson	1-22-96	UNT
5, Nicole Dunson	1-19-06	Sam Houston

5, Terrie Davis twice

Most Three-Point Field Goal Attempts

FGA Player	Date	Opponent
13, Philicia Ross	2-15-92	ULM
Rosie Smith	2-27-99	Tx. St.
Philicia Ross	2-1-93	Schreiner
12, Sherika Nelson	1-22-96	UNT
Nicole Dunson	1-8-05	NW St.

11, Terrie Davis 12-30-05 Buffalo

Most Three-Point Field Goal Attempts/Conference Game

FGA Player	Date	Opponent
13, Philicia Ross	2-15-92	ULM
Rosie Smith	2-27-99	Tx. St.
9, Terrie Davis	2-25-06	Sam Houston





Most Three-Point Attempts Without A Miss

Player	Date	Opponent
8, Nicole Dunson	2-12 to 2-17-05	two opp.

Single Half

Most Three-Point Field Goals

FG (Half), Player	Date	Opp.
6 (1st), Sherika Nelson	1-4-96	SFA
5 (2nd), Terrie Davis	2-25-06	SHSU
5 (1st), Rosie Smith	1-8-98	SFA
4 (1st), Amber Prose	3-3-01	SLU
4 (1st), Terrie Davis	1-5-06	SLU

Most Three-Point Field Goals/ Conference Half

FG (Half), Player	Date	Opp.
6 (1st), Sherika Nelson	1-4-96	SFA
5 (2nd), Terrie Davis	2-25-06	SHSU
5 (1st), Rosie Smith	1-8-98	SFA
4 (1st), Amber Prose	3-3-01	SLU

Season

Most Three-Point Field Goals Made

FG Player	Season
56, Tammy Rogers	1990-91
53, Rosie Smith	1997-98
52, Nicole Dunson	2005-06
46, Nicole Dunson	2004-05
45, Sheika Nelson	1995-96
42, Philicia Ross	1991-92
39, Terrie Davis	2005-06

Most Three-Point Field Goals Made/ Conference

FG Player	Season
33, Rosie Smith	1997-98
32, Rosie Smith	1998-99
31, Julie Rampley	2000-01
30, Nicole Dunson	2004-05
28, Nicole Dunson	2005-06
26, Julie Rampley	2002-03

Most Three-Point Field Goal Attempts

FGA Player	Year
157, Rosie Smith	1998-99
141, Rosie Smith	1997-98
136, Melinda Hausenfluke	1991-92
134, Sherika Nelson	1995-96
118, Nicole Dunson	2005-06
116, Nicole Dunson	2004-05



Julie Rampley ranks fourth in 3-pointers made with 78 and is first all-time in 3-point field goal percentage at 36.7 percent.

114, Terrie Davis

2005-06

Most Three-Point Attempts/Conference

FGA Player	Year
123, Rosie Smith	1998-99
84, Julie Rampley	2000-01
81, Jene Vanderbilt	1999-00

Three-Point Field Goal Percentage (Min. 2 attempts per game)

Player, Year	At-M	Pct.
1. Nicole Dunson (04-06)	98-234	42.0
2. Stephanie Jones (93-94)	18-44	40.9
3. Julie Rampley (00-03)	41-108	37.9

Three-Point Field Goals Made Per Game

Player, Year	G	FG	Avg
1. Rosie Smith (97-98)	28	53	1.89
2. Tammy Rogers (90-91)	30	56	1.86
3. Nicole Dunson (04-05)	25	46	1.84
4. Nicole Dunson (05-06)	29	52	1.79
5. Sherika Nelson (95-96)	26	45	1.73

Year-By-Year Three-Point Field Goal Leaders

Year/Player	Gms.	3Pt.
88-89, Tammy Rogers	26	2-2
89-90, Tammy Rogers	28	27-64
90-91, Tammy Rogers	30	56-81
91-92, Philicia Ross	27	42-136
92-93, Philicia Ross	26	34-99
93-94, Philicia Ross	26	19-76
94-95, Kisha Dancy	26	31-88
95-96, Sherika Nelson	xx	45-134
96-97, Stephanie Schaffer	21	29-91
97-98, Rosie Smith	28	53-141
98-99, Rosie Smith	26	41-157
99-00, Jene Vanderbilt	27	34-114
00-01, Julie Rampley	29	37-104
01-02, Amber Prose	28	28-84
02-03, Julie Rampley	29	41-108
03-04, Kim Reed	29	27-75
04-05, Nicole Dunson	25	46-116
05-06, Nicole Dunson	29	52-118

Career

Three-Point Field Goals Made

FG, Player	Years
121, Philicia Ross	1990-94
98, Nicole Dunson	2004-06
94, Rosie Smith	1997-99
86, Tammy Rogers	1988-91
78, Julie Rampley	2000-03
61, Denise Forestier	1990-92
60, Kim Reed	2001-05
59, Terrie Davis	2004-
56, Kisha Dancy	1994-96
55, Michelle Martin	1990-92
54, Jene Vanderbilt	1998-02
52, Tracey Pepper	1993-95
45, Sherika Nelson	1995-96
45, Nikki Hendrix	2001-04

Three-Point Field Goal Attempts

FGA Player	Years
375, Philicia Ross	1990-94
298, Rosie Smith	1997-99



Philicia Ross is UTSA's 3-point career leader with 121 treys made.

234, Nicole Dunson	2004-06
212, Julie Rampley	2000-03
194, Jene Vanderbilt	1998-02
172, Terrie Davis	2004-

Three-Point Field Goal Percentage (Min. 2 Attempts per game)

Player, Years	FGM	FGA	3FG%
1. Nicole Dunson (04-06)	98	234	42.2
2. Julie Rampley (00-03)	78	212	36.7
3. Philicia Ross (90-94)	121	375	32.3
4. Sherika Nelson (95-97)	43	134	32.1

Year-By-Year 3-Point FG Percentage Leaders

Year/Player	3Pt.	Avg.
88-89 Tammy Rogers	2-2	1.000
89-90 Tammy Rogers	27-64	42.2
91-92 Denise Forestier	40-111	36.0
92-93 Michelle Martin	27-78	34.6
93-94 Stephanie Jones	18-44	40.9
94-95 Kisha Dancy	31-88	35.2
95-96 Sherika Nelson	43-134	32.1
96-97 Stephanie Schaffer	29-91	31.9
97-98 Rosie Smith	53-141	37.6
98-99 Amber Follis	17-53	32.1
99-00 Jene Vanderbilt	34-114	29.8
00-01 Julie Rampley	37-104	35.6
01-02 Amber Prose	28-84	33.3
02-03 Julie Rampley	41-108	37.9
03-04 Tijwana Collins	23-51	45.1
04-05 Nicole Dunson	46-116	39.7
05-06 Nicole Dunson	52-118	44.4



Nicole Dunson finished her career ranked second with 98 career made three pointers and is the all-time leader in 3-point field goal percentage at 42.2 percent.



Free Throws

Records

Single Game

Most Free Throws Made

FT Player	Date	Opponent
16,Angel Singleton	2-1-97	NW St.
15,Angel Singleton	3-2-95	UTA
Danielle Johnson	11-19-99	TSU
13,Tammy Rogers	2-16-91	Tulane
12,Sabriah Spencer	2-14-98	UTA
Kate Fitzgerald	1-15-02	McNeese
11,Starlite Williams	11-29-86	Nev.-Reno
M. Martinovich	1-17-84	Rice
Katie Sandefur	1-19-06	SHSU
10,numerous times, latest		
Vivian Ewalefo	3-3-06	NW St.
Terrie Davis	2-3-05	SHSU

Most Free Throws/Conference

FT Player	Date	Opponent
16,Angel Singleton	2-1-97	NW St.
15,Angel Singleton	3-2-95	UTA
11, Katie Sandefur	1-19-06	SHSU
10, Vivian Ewalefo	3-3-06	NW St.

Consecutive Free Throws Made

27, Starlite Williams 1986-87

Most Free Throws Attempts

FTA Player	Date	Opponent
19, Angel Singleton	2-1-97	NW St.
Danielle Johnson	11-19-99	TSU
16, Angel Singleton	3-2-95	UTA
15, Tammy Rogers	11-30-90	Wayland Bapt.
14, Kate Fitzgerald	1-15-02	McNeese
13, Niki Foster	1-27-01	Tx St.
Richelle Parks	12-19-05	UT Martin
12, Monica Gibbs	1-28-06	ULM
Vivian Ewalefo	3-8-06	UTA

Most Free Throws Attempts/Conference

FTA Player	Date	Opponent
19, Angel Singleton	2-1-97	NW St.
16, Angel Singleton	3-2-95	UTA
14, Kate Fitzgerald	1-15-02	McNeese
13, Niki Foster	1-27-01	Tx St.
12, Monica Gibbs	1-28-06	ULM
Vivian Ewalefo	3-8-06	UTA


Highest Free Throw Percentage

FT-A, Player	Date	Opponent
(11-11) Starlite Williams	11-29-86	Reno
(11-11) Nikki Hendrix	1-31-04	Nicholls St.
(11-11) Katie Sandefur	1-19-06	SHSU

Year-By-Year Free Throw Made Leaders

YearPlayer	FT	Avg.
81-82 Cindy Pavell	61-81	75.3
82-83 Margaret Martinovich	89-118	75.0
83-84 Margaret Martinovich	78-101	77.2
84-85 Starlite Williams	85-115	73.9
85-86 Debbye Groves	52-102	50.9
86-87 Starlite Williams	80-117	68.4

Tisha Boldt stand fifth with 256 free throws made in her career.



87-88 Sharon Wilson	78-103	75.7
88-89 Sharon Wilson	92-127	72.4
89-90 Tammy Rogers	104-129	80.6
90-91 Tisha Boldt	111-158	70.3
91-92 Carmen Brockman	86-128	67.2
92-93 Michelle Martin	80-96	83.3
93-94 Anakara King	50-62	80.6
94-95 Angel Singleton	149-198	75.3
95-96 Angel Singleton	124-157	79.0
96-97 Angel Singleton	145-192	75.5
97-98 Angel Singleton	131-169	77.5
98-99 Rosie Smith	104-130	80.0
99-00 Keelah Wilson	71-116	61.2
00-01 Kate Fitzgerald	66-94	70.2
01-02 Kate Fitzgerald	83-110	75.5
02-03 Nikki Hendrix	74-106	69.8
03-04 Nikki Hendrix	92-115	80.0
04-05 Richelle Parks	75-134	55.2
05-06 Lacy Minge	58-79	73.4

Season

Most Free Throws Made


Player,	Year	FTM
1. Tammy Rogers	(90-91)	167
2. Angel Singleton	(94-95)	149
3. Angel Singleton	(96-97)	145
4. Angel Singleton	(97-98)	131
5. Tisha Boldt	(90-91)	111
6. Rosie Smith	(98-99)	104
Tammy Rogers	(89-90)	104
Joyce Howard	(97-98)	104
9. Karen Gaskin	(89-90)	103
10. Sharon Wilson	(88-89)	92
Nikki Hendrix	(03-04)	92
11. Vivian Ewalefo	(05-06)	88

Free Throws Made/ Conference

Player, Year	Year	FT
1. Angel Singleton	1994-95	116
2. Rosie Smith	1998-99	80
Angel Singleton	1997-98	80
4. Kate Fitzgerald	2001-02	68
Vivian Ewalefo	2005-06	68
6. Nikki Hendrix	2002-03	67

Free Throws Attempted

Player	Year	FTA
1. Tammy Rogers	1990-91	206
2. Angel Singleton	1994-95	198
3. Angel Singleton	1996-97	192
4. Angel Singleton	1997-98	169
5. Tisha Boldt	1990-91	158
6. Angel Singleton	1995-96	157



Sharon Wilson ranks seventh with 1,172 points

7. Richelle Parks	2004-05	134
8. Karen Gaskin	1989-90	131
9. Rosie Smith	1998-99	130
Sharon Wilson	1988-89	130
11. Vivian Ewalefo	2005-06	122

Free Throw Percentage (Min. 40 attempts)

Player, Year	A-M	FT%
1. Rhonda Hoffman (83-84)	28-31	90.3
2. Rosie Smith (97-98)	65-76	88.5
3. Rhonda Hoffman (85-86)	49-56	87.5
4. Joyce Howard (97-98)	104-127	81.9
5. Tammy Rogers (90-91)	167-206	81.1
6. Tammy Rogers (89-90)	104-129	80.6
7. Rosie Smith (98-99)	104-130	80.0
Nikki Hendrix (03-04)	92-115	80.0
9. Amy Alkek (86-87)	43-54	79.6
Terrie Davis (04-05)	43-54	79.6
11. Lacy Minge	58-79	73.4

Career

Free Throws Made

Player	Yrs	FTM
1. Angel Singleton	1993-98	553
2. Tammy Rogers	1987-91	355
3. Margaret Martinovich	1981-85	302
4. Starlite Williams	1983-87	259
5. Tisha Boldt	1987-91	256

Free Throws Attempted

Player	Yrs	FTA
1. Angel Singleton	1993-98	721
2. Tammy Rogers	1987-91	453
3. Margaret Martinovich	1981-85	397
4. Tisha Boldt	1987-91	381
5. Starlite Williams	1983-87	365

Free Throw Percentage (Min. 100 attempts)

Player, Year	A-M	FT%
1. Rosie Smith (97-99)	169-206	82.0
2. Rhonda Hoffmann (83-87)	153-195	78.5
3. Amy Alkek (86-88)	88-113	77.8
4. M. Martinovich (81-85)	302-397	76.1
5. Nikki Hendrix (01-04)	225-302	74.5
6. Karen Gaskin (88-90)	168-229	73.4
Karen Kroen (83-87)	105-143	73.4
8. Kate Fitzgerald (200-02)	149-204	73.0
9. Sharon Wilson (1985-89)	247-340	72.6
10. Vivian Ewalefo	88-122	72.1





Year-By-Year Free Throw Percentage Leaders

Year	Player	FT	Avg.
81-82	Kim Maxwell	22-25	88.0
82-83	Kim Maxwell	22-26	85.0
83-84	Rhonda Hoffman	28-31	90.3
84-85	Margaret Martinovich	83-112	74.1
85-86	Rhonda Hoffman	49-56	87.5
86-87	Amy Alkek	43-54	79.6
87-88	Deana King	16-17	94.1
88-89	Sharon Wilson	92-127	72.4
89-90	Tammy Rogers	104-129	80.6
90-91	Tammy Rogers	167-206	81.1
91-92	Melinda Hausenfluke	46-58	79.3
92-93	Michelle Martin	80-96	83.3
93-94	Ankara King	50-62	80.6
94-95	Angel Singleton	149-198	75.3
95-96	Angel Singleton	124-157	78.9
96-97	Angel Singleton	145-192	75.5
97-98	Rosie Smith	65-76	88.5
98-99	Rosie Smith	104-130	80.0
99-00	Danielle Johnson	67-89	75.3
00-01	Kate Fitzgerald	66-94	70.2
01-02	Kate Fitzgerald	83-110	75.5
02-03	Katie Sandefur	23-32	71.9
03-04	Nikki Hendrix	92-115	80.0
04-05	Nicole Dunson	25-28	89.3
05-06	Lacy Mingee	58-79	73.4

Assists Records

Assists— Single Game

Most Assists

AST Player	Date	Opponent
13, Shelley Seale	1-29-83	Huston-Tillotson
Joyce Howard	2-7-98	McNeese
12, Kim Reed	2-12-05	Tx St.
Shelley Seale	1-17-83	Huston-Tillotson
Tammy Rogers	2-12-91	UTEP
11, Shelley Seale	2-2-83	SMU
Joyce Howard	3-4-98	SHSU
Joyce Howard	3-5-98	SFA
Joyce Howard	11-28-97	H-Simmons
Joyce Howard	1-8-98	SFA
10, Amber Follis	12-28-98	Fordham
Amber Follis	2-27-99	Tx. St.
Joyce Howard	1-5-98	ULM
Joyce Howard	1-8-98	SFA
9, Monica Gibbs	2-16-06	UTA
Monica Gibbs	3-8-06	UTA

Most Assists/Conference

AST Player	Date	Opponent
13, Joyce Howard	2-7-98	McNeese
12, Kim Reed	2-12-05	Tx St.
11, Joyce Howard	3-4-98	SHSU
Joyce Howard	3-5-98	SFA
Joyce Howard	1-8-98	SFA
10, Amber Follis	2-27-99	Tx St.
Joyce Howard	1-5-98	ULM
Joyce Howard	1-8-98	SFA
9, Monica Gibbs	2-16-06	UTA
Monica Gibbs	3-8-06	UTA



Amber Follis collected 128 assists during the 1998-99 season.

Season

Most Assists

AST	Player	Year
217	Tammy Rogers	1990-91
201	Joyce Howard	1997-98
173	Shelley Seale	1982-83
171	Tammy Rogers	1989-90
158	Tammy Rogers	1988-89
138	Monica Gibbs	2005-06
132	Joyce Howard	1996-97
128	Amber Follis	1998-99
126	Sharon Wilson	1988-89
114	Julie Rampley	2002-03
112	Tracey Pepper	1994-95
105	Starlite Williams	1984-85

Most Assists Per Game

Player, Year	GP	AST	Avg
1. Tammy Rogers (90-91)	30	217	7.23
2. Joyce Howard (97-98)	28	201	7.17
3. Monica Gibbs (05-06)	28	138	4.92
4. Sharon Wilson (88-89)	26	126	4.84

Career

Most Assists

AST	Player	Years
406	Tammy Rogers	1987-91
375	Rhonda Hoffman	1983-87
355	Sharon Wilson	1985-89
333	Joyce Howard	1996-98
296	Shelley Seale	1981-83
272	Kim Reed	2001-05
263	Karen Kroen	1983-87
259	Kim Maxwell	1981-84
219	Julie Rampley	2000-03
217	Starlite Williams	1983-87



Tammy Rogers is the all-time leader with 406 assists.



Kim Maxwell shot 88 percent from the free-throw line during the 1981-82 season.



Year-By-Year Assist Leader

Year	Player	Ast.	AVG
81-82	Shelley Seale	123	4.55
82-83	Shelley Seale	173	6.40
83-84	Rhonda Hoffman	104	3.85
84-85	Karen Kroen	87	3.34
85-86	Rhonda Hoffman	97	4.04
86-87	Rhonda Hoffman	88	3.38
87-88	Sharon Wilson	106	4.07
88-89	Sharon Wilson	126	4.84
89-90	Tammy Rogers	108	3.85
90-91	Tammy Rogers	217	7.23
91-92	Melinda Hausenfluke	78	2.88
92-93	Michelle Carlucci	83	3.19
93-94	Melinda Hausenfluke	69	2.76
94-95	Tracey Pepper	112	4.31
95-96	Sherika Nelson	71	3.08
96-97	Joyce Howard	132	5.28
97-98	Joyce Howard	201	7.17
98-99	Amber Follis	128	4.92
99-00	Jene Vanderbilt	65	2.50
00-01	Julie Rampley	105	3.62
01-02	Kate Fitzgerald	63	2.25
02-03	Julie Rampley	114	3.93
03-04	Kim Reed	88	3.03
04-05	Kim Reed	91	3.50
05-06	Monica Gibbs	138	4.92



During the 1983-84 season Rhonda dished out a team best 104 assists.



Steals Records

Steals — Single Game

Most Steals

ST Player	Date	Opp
9 Rhonda Hoffman	1-27-84	SHSU
7 Latifa Northern	12-28-99	SHSU
Amy Romagosa	2-4-95	MSU
Joyce Howard	11-22-96	Schreiner
6 Rosie Smith	11-14-98	UTPA
Amber Prose	11-25-00	Idaho
Terrie Davis	1-19-06	SHSU
Vivian Ewafelo	1-28-06	ULM
5 Nine times, most recently by		
Ana Oliveira	1-29-05	SLU

Most Steals/Conference

ST Player	Date	Opponent
7, Latifa Northern	12-28-99	SHSU
Amy Romagosa	2-4-95	McNeese
6, Terrie Davis	1-19-06	SHSU
Vivian Ewalefo	1-28-06	ULM
5, Tameka Roberts	1-3-98	NW St.
Joyce Howard	1-19-98	McNeese
Amber Prose	2-22-02	SHSU
Tanisha Jackson	1-11-03	SHSU
Ana Oliveira	1-29-05	SLU

Season

Most Steals

ST. Player	Year
92 Starlite Williams	1986-87
79 Joyce Howard	1997-98
76 Michelle Martin	1992-93
74 Tammy Rogers	1990-91
71 Sharon Wilson	1988-89
Sherika Nelson	1995-96
70 Starlite Williams	1983-84
69 Valarie Wells	1983-84
Amber Prose	2000-01
67 Starlite Williams	1984-85
Rhonda Hoffman	1983-84
Starlite Williams	1984-85

Most Steals/ Conference

Player, Year	Steals
1. Joyce Howard (97-98)	51
2. Amber Prose (00-01)	42
3. Latifa Northern (1999-00)	41
4. Annie Archambault (93-94)	36
5. Amber Prose (2001-02)	35
6. Julie Rampley (00-01)	33
7. Valerie Wells (83-84)	32
8. Monica Gibbs (05-06)	31
9. Tracey Pepper (94-95)	29
Latifa Northern (2001-02)	29

Most Steals Per Game



Starlite Williams is the all-time steals leader with 281 steals.

Most Steals Per Game

Player, Year	St	Avg.
1. Starlite Williams (86-87)	92	3.53
2. Starlite Williams (85-86)	52	3.25


Career

Most Steals

Player, Years	Gms	Stls
1. Starlite Williams (83-87)	97	281
2. Michelle Martin 989-93)	103	227
3. Sharon Wilson (85-89)	102	223
4. Rhonda Hoffman (83-87)	102	222
5. Tammy Rogers (87-91)	96	165
6. Angel Singleton (93-98)	105	150
7. Latifa Northern (98-02)	109	144
8. Joyce Howard (96-98)	53	137
9. Melinda Hausenfluke (90-94)	108	122
10. Kim Maxwell (81-84)	81	114

Year-By-Year Steals Leader

Year	Player	Stls	Avg.
81-82	Shelley Seale	41	1.51
82-83	Shelley Seale	50	1.85
83-84	Starlite Williams	70	2.59
84-85	Starlite Williams	67	2.39
85-86	Starlite Williams	52	3.25
86-87	Starlite Williams	92	3.53
87-88	Amy Alkek	53	1.96
88-89	Sharon Wilson	71	2.73
89-90	Nicole Ranson	58	2.52
90-91	Tammy Rogers	74	2.46
91-92	Michelle Martin	76	2.92
92-93	Michelle Martin	76	2.92
93-94	Anakara King	50	2.50
94-95	Kisha Dancy	38	1.46
	Tracey Pepper	38	1.46
95-96	Sherika Nelson	71	3.08
96-97	Joyce Howard	58	2.32
97-98	Joyce Howard	79	2.82
98-99	Rosie Smith	48	1.84
99-00	Latifa Northern	58	2.14
00-01	Amber Prose	69	2.46
01-02	Amber Prose	46	1.64
02-03	Julie Rampley	39	1.34
03-04	Tijwana Collins	43	1.54
04-05	Terrie Davis	36	1.29
05-06	Terrie Davis	49	1.75



Joyce Howard

Block Shots Records

Most Blocked Shots

BS Player	Date	Opponent
8 Kim Duncan	1-24-85	Tx St.
7 Mantha Emory	12-3-94	TAMUK
5 Mantha Emory	12-10-94	Baylor

Season

Most Blocked Shots

Player, Year	Blocks
1. Kim Duncan (84-85)	57
2. Mantha Emory (94-95)	50
3. Keelah Wilson (99-00)	41
4. Kim Duncan (83-84)	36
Starlite Williams (86-87)	36
6. Valeria Wells (83-84)	34
7. Mantha Emory (93-94)	31
8. Sharon Wilson (87-88)	30
9. Nikki Foster (01-02)	29
10. Monica Gibbs (05-06)	26

Most Blocked Shots Per Game

Player, Year	Blks	Avg.
1. Kim Duncan (84-85)	57	2.0

Most Blocked Shots/ Conference

Player, Year	Blocks
1. Keelah Wilson (99-00)	29
2. Mantha Emory (94-95)	27
Mantha Emory (93-94)	27
3. Nikki Foster (01-02)	26

Career

Most Blocked Shots

Player, Years	Blocks
1. Kim Duncan (83-85)	93
2. Starlite Williams (83-87)	88
3. Mantha Emory (93-95)	81
4. Keelah Wilson (98-99)	61
5. Sharon Wilson (85-89)	58
6. Carmen Brockman (89-92)	57
7. Valerie Wells (82-84)	55

Most Blocked Shots/Conference

Player, Years	Blocks
1. Mantha Emory (93-95)	50
2. Nikki Foster (01-02)	35
3. Keelah Wilson (99-00)	29



Year-By-Year Blocked Shot Leaders

Year	Player	Blks
81-82	Margaret Martinovich	7
82-83	Valerie Wells	21
83-84	Kim Duncan	36
84-85	Kim Duncan	57
85-86	Starlite Williams	27
86-87	Starlite Williams	36
87-88	Sharon Wilson	30
88-89	Sharon Wilson	12
89-90	Carmen Brockman	18
90-91	Carmen Brockman	15
91-92	Carmen Brockman	24
92-93	Tiffany Williams	10
93-94	Mantha Emory	31
94-95	Mantha Emory	50
95-96	Lisa Smith	14
96-97	Lisa Smith	10
97-98	Rosie Smith	11
98-99	Keelah Wilson	20
99-00	Keelah Wilson	41
00-01	Niki Foster	12
01-02	Niki Foster	29
02-03	Tanisha Jackson	14
03-04	Katie Sandefur	17
04-05	Lacy Mingee	27
05-06	Monica Gibbs	26

Miscellaneous

Records

Most Games Played/Season

Gms.	Player	Year
30	Melinda Hausenfluke	1990-91
	Tammy Rogers	1990-91
	Tisha Boldt	1990-91
	Portia Matthews	1990-91
	Vivian Ewalefo	2005-06
	Lacy Mingee	2005-06
	Katie Sandefur	2005-06
29	Renda Churman	2000-01
	Julie Rampley	2000-01, 02-03
	Jene Vanderbilt	2000-01
	Chelsea DeMarte	2000-01
	Kim Reed	2002-03
	Katie Sandefur	2002-03
	Lyndsey Greer	2002-03
	Tijwana Collins	2002-03
	Katie Sandefur	2003-04
	Kim Reed	2003-04
	Lyndsey Greer	2003-04
	Nicole Dunson	2005-06
	Farren Fox	2005-06
	Ana Oliveira	2005-06

Most Games Played/Career

Gm.	Player	Years
116	Katie Sandefur	2002-06
113	Lacy Mingee	2001-06
112	Kim Reed	2001-05
111	Tisha Boldt	1987-91
109	Latifa Northern	1998-02
108	Margaret Martinovich	1981-85
	Melinda Hausenfluke	1990-94
107	Renda Churman	1997-01

Most Games Started/Season

Gm.	Player	Year
30	Tisha Boldt	1990-91
	Vivian Ewalefo	2005-06
	Lacy Mingee	2005-06
	Katie Sandefur	2005-06
29	Renda Churman	2000-01
	Julie Rampley	2002-03
	Nicole Dunson	2005-06
	Farren Fox	2005-06
	Ana Oliveira	2005-06
11	tied at 28	

Most Games Started/Career

Games, Year	Year
99	Angel Singleton 1993-98
92	Starlite Williams 1983-87
90	Tammy Rogers 1987-91
87	Tisha Boldt 1987-91
83	Latifa Norhtern 1998-02
81	Kim Maxwell 1981-84
	Melinda Hausenfluke 1990-94
80	Katie Sandefur 2002-06
78	Michelle Martin 1989-93
77	Margaret Martinovich 1981-85
76	Kim Reed 2001-05

Consecutive Games Started/Career

Player	Starts
1. Tisha Boldt	86
2. Tammy Rogers	80

Most Personal Fouls/Season

PF.	Player	Year
107	Summer Swoboda	1997-98
105	Portia Matthews	1990-91



Katie Sandefur surpassed Kim Reed for the most games played with 116 contstes.



100	Denise Fritz	1982-83
97	Starlite Williams	1983-84
96	Nikki Foster	2001-02
94	Katie Sandefur	2005-06
93	Margaret Martinovich	1981-82
93	Angel Singleton	1996-97
92	Angel Singleton	1997-98
91	Margaret Martinovich	1982-83
	Karen Gaskin	1988-89
90	Katie Sandefur	2004-05

Most Personal Fouls/Career

Player, Years	Fouls
Angel Singleton(1993-98)	350
Katie Sandefur (2002-06)	335
Margaret Martinovich(1981-85)	327
Starlite Williams (1983-87)	307
Sharon Wilson(1985-89)	257
Tammy Rogers (1987-91)	248
Melinda Hausenfluke(1990-94)	247
Debbye Groves (1984-88)	246

Most Disqualifications/Season

DQ. Player	Year
8, Carmen Brockman	1990-91
Cindy Pavell	1981-82
Derrilene Ramsey	1988-89
7, Kim Duncan	1984-85
Denise Fritz	1981-82
Denise Fritz	1982-83
Kate Fitzgerald	2001-02

Most Disqualifications/Career

DQs. Player	Years
15, Margaret Martinovich	1981-85
Starlite Williams	1983-87
14, Denise Fritz	1981-83
13, Rhonda Hoffman	1983-87
13, Katie Sandefur	2002-06

Team Records

Largest Victory Margins

Marg.	Score	Opponent	Date
67	96-29	PV-A&M	2-10-83
	105-38	PV- A&M	12-7-93
61	91-30	Tx Southern	12-5-96
54	100-46	Southwestern	11-28-83
49	90-41	H-Simmons	2-20-84
46	72-26	PV-A&M	1-27-83
44	88-44	PV-A&M	11-16-04
43	80-37	Tx Southern	12-16-97
41	88-47	SHSU	1-27-84
40	92-52	Nicholls St.	2-17-94
	86-46	PV-A&M	1-5-91



Largest Victories in Convocation Center

Marg.	Score	Opponent	Date
67	96-29	PV-A&M	2-10-83
	105-38	PV-A&M	12-7-93
61	91-30	Tx Southern	12-5-96
54	100-46	Southwestern	11-28-83
49	90-41	H-Simmons	2-20-84
44	88-44	PV-A&M	11-16-04
43	80-37	Tx Southern	12-16-97
41	88-47	SHSU	1-27-84
40	92-52	Nicholls St.	2-17-94
40	86-46	PV-A&M	1-5-91
39	82-43	Schreiner	11-22-96

Worst Defeats

Marg.	Score	Opponent	Date
57	96-39	Texas Tech	11-23-98
56	111-55	Houston	11-27-90
53	96-43	Texas St.	2-13-93
49	115-66	Houston	12-18-89
	91-42	San Diego	12-28-01
45	90-45	Texas	12-7-83
	91-46	Oklahoma St.	11-28-87
	80-39	La. Tech	12-15-84
40	80-40	Oklahoma	11-23-98
39	89-50	SFA	2-9-95
	92-53	Texas Tech	12-17-88
	102-63	SFA	2-3-96

Worst Defeats in Convocation Center

Marg.	Score	Opponent	Date
45	91-46	Oklahoma St.	11-28-87
39	102-63	SFA	2-3-96
38	80-42	SFA	1-14-95
33	96-63	SFA	1-7-93

Worst Defeats on the Road

Marg.	Score	Opponent	Date
57	96-39	Texas Tech	11-23-98
56	111-55	Houston	11-27-90
53	96-43	Texas St.	2-13-93
49	115-66	Houston	12-18-89
	91-42	San Diego	12-28-01
45	91-46	Oklahoma St.	11-28-87
	90-45	Texas	12-7-83

Worst Defeat on Neutral Site

Marg.	Score	Opponent	Date
41	80-39	La. Tech	12-15-84

(in Dallas)

Worst Defeat in Tournament

Marg.	Score	Opponent	Date
49	91-42	San Diego	12-28-01

Single-Season Records

Points Scored

Pts.	Player	Year
436	Rosie Smith	1997-98
388	Richelle Parks	2004-05
385	Angel Singleton *	1994-95
366	Vivian Ewalefo	2005-06
292	Lacy Mingee	2005-06



The first women's basketball team at UTSA. Back row from left to right: Marsha Holt, Kim Maxwell, Margaret Martinovich, Denise Fritz, Cindy Pavell. Front row from left to right: Linda McReynolds, Tina Camacho, Shelley Seale, and Felicia Thompson.

282	Kisha Dancy	1994-95
263	Nicole Dunson	2005-06
260	Mararet Martinovich	1981-82
256	Katie Sandefur	2005-06
225	Sonya Smith	1985-86
217	Terrie Davis	2005-06
204	Monica Gibbs	2005-06
200	Anakara King	1992-93
184	Sherika Nelson	1995-96
182	Sabirah Spencer	1997-98
181	Sharon Wilson	1985-86

* redshirt year

Highest Scoring Average

Avg.,	Player	Year
15.6	Rosie Smith	1997-98
14.8	Angel Singleton	1994-95
13.9	Richelle Parks	2004-05
12.2	Vivian Ewalefo	2005-06
10.8	Kisha Dancy	1994-95
9.7	Lacy Mingee	2005-06
9.6	Margaret Martinovich	1981-82
9.1	Nicole Dunson	2005-06

Rebounds

Reb.	Player	Year
229	Vivian Ewalefo	2005-06
224	Richelle Parks	2004-05
200	Monica Gibbs	2005-06
196	Margaret Martinovich	1981-82
188	Angel Singleton	1994-95
181	Sonya Smith	1985-86
178	Carmen Brockman	1989-90
135	Ankara King	1992-93
129	Lacy Mingee	2005-06
126	Latifa Northern	1998-99
122	Rosie Smith	1997-98
120	Kisha Dancy	1994-95
117	Katie Sandefur	2005-06
116	Tamara Smith	1994-95
103	Michelle Martin	1989-90

Rebound Average

Reb.	Player	Year
8.0	Richelle Parks	2004-05
7.6	Vivian Ewalefo	2005-06
7.3	Margaret Martinovich	1981-82
7.2	Angel Singleton	1994-95
7.1	Monica Gibbs	2005-06
6.7	Sonya Smith	1985-86

5.2	Ankara King	1992-93
4.6	Kisha Dancy	1994-95
4.5	Tamara Smith	1994-95

Assists

Ast.	Player	Year
138	Monica Gibbs	2005-06
83	Michelle Carlucci	1992-93
74	Terrie Davis	2005-05
71	Sherika Nelson	1995-96
69	Kisha Dancy	1994-95
54	Sharon Wilson	1985-86
	Nicole Dunson	2005-06
53	Katie Sandefur	2005-06
50	Terrie Davis	2005-06

Blocked Shots

Blk.	Player	Year
27	Lacy Mingee	2004-05
26	Monica Gibbs	2005-06
22	Katie Sandefur	2004-05
21	Lacy Mingee	2005-06
18	Carmen Brockman	1989-90
15	Tamara Smith	1994-95
	Katie Sandefur	2005-06
13	Richelle Parks	2004-05
12	Sharon Wilson	1985-86
	Katie Sandefur	2002-03
	Vivian Ewalefo	2005-06
11	Sonya Smith	1985-86
	Rosie Smith	1997-98

Steals

St.	Player	Year
49	Terrie Davis	2005-06
47	Sonya Smith	1985-86
44	Monica Gibbs	2005-06
42	Rosie Smith	1997-98
38	Kisha Dancy	1994-95
36	Terrie Davis	2004-05
34	Vivian Ewalefo	2005-06
33	Sharon Wilson	1985-86

Field Goals Made

FG, Player	Year
159, Rosie Smith	1997-98
157, Richelle Parks	2004-05
118, Angel Singleton	1994-95
117, Kisha Dancy	1994-95
104, Margaret Martinovich	1981-81





Field Goal Attempts

FGA, Player	Year
359, Rosie Smith	1997-98
332, Richelle Parks	2004-05
304, Kisha Dancy	1994-95
229, Angel Singleton	1994-95
207, Lacy Mingee	2004-05
205, Ankara King	1992-93

Field Goal Percentage

FG%, Player	Year
54.1 (60-111) Renda Churman	1997-98
51.5 (118-229) Angel Singleton	1994-95
51.2 (66-129), Tisha Boldt	1986-87
51.3 (96-187), Lacy Mingee	2004-05
48.1 (104-216), M. Martinovich	1981-82
47.9 (91-190), Sonya Smith	1985-86
47.4 (64-135) Katie Sandefur	2002-03
47.3 (157-332) Richelle Parks	2004-05

Free Throws

FT, Player	Year
149, Angel Singleton	1994-95
74, Richelle Parks	2004-05
65, Rosie Smith	1997-98
57, Lacy Mingee	2004-05
52, Margaret Martinovich	1981-82
43, Sharon Wilson	1985-86
Sonya Smith	1985-86
Terrie Davis	2004-05

Free Throw Attempts

FTA, Player	Year
198, Angel Singleton	1994-95
134, Richelle Parks	2004-05
76, Rosie Smith	1997-98
Sonya Smith	1985-86
69, Kim Reed	2001-02

Free Throw Percentage

FT%, Player	Year
89.3 (25-28) Nicloe Dunson	2004-05
85.5 (65-76) Rosie Smith	1997-98

Three-Point Field Goals


FG, Player	Year
53, Rosie Smith	1997-98

Three Point Field Goal Attempts

FGA	Player	Year
141	Rosie Smith	1997-98

Three-Point Field Goal Percentage

FG%, Player	Year
44.1 (52-118)	Nicole Dunson 2005-06
39.7 (46-116)	Nicole Dunson 2004-05
37.6 (53-141)	Rosie Smith 1997-98
35.8 (29-81)	Sabirah Spencer 1997-98
34.2 (39-114)	Terrie Davis 2005-06



Rosie Smith connected on 53 3-points during the 1997-98 season.

Minutes Played

Min.	Player	Year
957	Monica Gibbs	2005-06
951	Nicole Dunson	2005-06
927	Rosie Smith	1997-98
863	Terrie Davis	2005-06
806	Kisha Dancy	1994-95
802	Richelle Parks	2004-05
700	Angel Singleton	1994-95

Games Played

Gms.	Player	Year
30	Vivian Ewalefo	2005-06
	Lacy Mingee	2005-06
	Katie Sandefur	2005-06
29	Katie Sandefur	2002-03
	Nicole Dunson	2005-06
	FarrenFox	2005-06
	Ana Oliveira	2005-06
28	Rosie Smith	1997-98
	Renda Churman	1997-98
	Kim Reed	2001-02
	Lacy Mingee	2004-05
	Richelle Parks	2004-05
	Katie Sandefur	2004-05
	Lyndsey Greer	2004-05
	Terrie Davis	2004-05
	Terrie Davis	2005-06
	Monica Gibbs	2005-06
	Destiny Brown	2005-06

Games Started

Gms. Player	Year
29	Nicole Dunson 2005-06
	Katie Sandefur 2005-06
28	Rosie Smith 1997-98
	Lyndsey Greer 2004-05
	Terrie Davis 2005-06

Individual

Opponent Records

Single Game

Points Scored

37, Lisa Foss, Northern Ill. (2-22-91)

Points Scored/Conference Game

35, Tammy Terry, Okla. City (2-27-84)

Field Goals

16, Lisa Foss, Northern Ill. (2-22-91)

Field Goals/Conference Game

13, Sheronda Bell, NW St. (1-26-06)

Free Throws

17, Tammy Terry, Okla. City (2-27-84)



Free Throws/Conference Game

17, Tammy Terry, Okla. City (2-27-84)

Free Throw Attempts

21, Katrina Price, SFA (3-5-98)

Free Throw Attempts/Conference

21, Katrina Price, SFA (3-5-98)

Three-Point Field Goals

9, Carin Stites, Oklahoma (1-21-91)

Angela Branch, ULM (12-30-93)

3-Point Field Goal/Conference Game

9, Angela Branch, ULM (12-30-93)

Rebounds

21, Kris Veatch, New Mexico St., (1-23-88)

Yolanda Wilkerson, Tx St. (12-24-96)

Rebounds/Conference Game

21, Yolanda Wilkerson, Tx St. (12-24-96)

Assists

14, Amy Sheiron, SHSU (2-18-99)

Turnovers

12, Lakeita Richardson, SHSU (2-10-94)

Blocked Shots

7, Shannon Spriggs, UTA (3-2-95)

Steals

11, Leslie Hale, SHSU (2-11-95)

Team Records

Single Game

Points Scored

115 by Houston (12-18-89)

Points Scored/Conference Game

102 by Stephen F. Austin (2-3-96)

Points Scored/Single Half

66 (1st half) by Houston (12-18-89)

60 (2nd half) by Houston, 11-27-90

Fewest Points in a Game

26 by Prairie View A&M (1-29-83)

Fewest Points/Conference Game

38 by SLU (3-5-03)

Fewest Points Scored/Single Half

8 (first half) by Prairie View A&M (12-3-96)

Most Field Goals

47 by Houston (11-27-90)

Fewest Field Goals in a Game

8 by Prairie View A&M (12-3-96)

Fewest Field Goals in a Half

1 by Prairie View A&M (12-3-96)

**Fewest Field Goals/Conference Game**

12, Southeastern Louisiana (1-4-01)

Most Field Goal Attempts

90 by Houston (11-27-90)

Highest Field Goal Percentage

61.9 % (26 of 42) by Oral Roberts (2-25-84)

Highest Field Goal Percentage in a Half

72 % by Baylor (12-16-96)

Lowest Field Goal Percentage in a Game

17.5 (11 of 63) by Prairie View (11-28-95)

Most Free Throws Made in a Game

33 by Oral Roberts (2-22-86)

Texas Tech (12-17-88)

Fewest Free Throws Made in a Game

1 by Prairie View A&M (2-10-83)

Texas-Pan American (12-9-92)

Southeastern Louisiana (3-5-03)

Lamar (3-4-04)

Most Three-Point Field Goals in a Game

13 by Oklahoma (1-21-91)

**Most Three Point Field Goals Made/
Conference Game**

11, Sam Houston State, 1-19-06

Three-Point Field Goal Attempts

40 by New Mexico State (12-31-90)

**Three-Point Field Goal Attempts/
Conference Game**

32, Nicholls State (2-2-95)

Three-Point Field Goal Percentage66.7% by three opponents, most recent by
NW State (8-of-12), 1-22-05**Most Rebounds in a Game**

64 by Prairie View A&M (2-8-90)

ULM (12-30-93)

Most Rebounds/Conference Game

64 by La.-Monroe (12-30-93)

Most Assists in a Game

38 by Northwestern State (2-20-93)

Most Assists/Conference Game

38 by Northwestern State (2-20-93)

Most Turnovers in a Game

43 by East Texas State (1-12-87)

Most Fouls in a Game

36 by Angelo State (1-11-82)

Individual Scoring by An Opponent/Single Game

Pts.	Player	School	Date	Site	Result
37	Lisa Foss	Northern Ill.	2-22-91	Anchorage, Alaska	L, 73-103
36	Carin Sites	Oklahoma	1-21-91	Norman, Okla.	L, 86-93
	Kris Veatch	NM State	2-23-88	Las Cruces, N.M.	L, 80-90
35	Peggy Sifford	Hardin-Simmons	2-17-86	Convocation Center	W, 83-67
	Tammy Terry	Okla. City	2-27-84	Convocation Center	W, 113-91
34	Diamond Cosby	NW State	2-29-05	Convocation Center	L, 68-82
	Terra Wallace	UTA	2-16-05	Convocation Center	W, 68-67 (OT)
33	Vivian Herron	Oral Roberts	1-28-89	Tulsa, Okla.	L, 71-92
32	Shelly Wallace	Arkansas	12-3-88	Nacogdoches	L, 57-75
	Sherry Dailey	Oral Roberts	1-21-84	Tulsa, Okla.	W, 77-72
	Carvie Upshaw	New Orleans	2-2-87	New Orleans, La.	L, 63-77
	Joskeen Garner	NW St.	2-28-94	Convocation Center	L, 56-71
	Tamara Thompson	Tx St.	2-18-06	Convocation Center	L, 71-73 (OT)
31	Terri Butler	ULM	1-5-98	Monroe, La.	L, 70-80 (OT)
	Annette Smith	Texas	12-7-83	Austin	L, 45-90
	Reena Lynch	Tx Tech	12-13-86	Lubbock	L, 62-75
	Uirannah Jackson	Lamar	11-27-89	Beaumont	L, 68-90
	Sheronda Bell	NW St.	1-26-06	Convocation Center	W, 73-65
30	Katrina Price	SFA	1-8-98	Convocation Center	L, 71-84
	Antoinette Norris	SFA	1-9-88	Nacogdoches	L, 58-81
29	Phylesha Whaley	Oklahoma	11-23-98	Norman, Okla.	L, 40-80
	Adrian Vickers	S. Alabama	12-2-88	Nacogdoches	L, 55-77
	Shelly Wallace	Arkansas	1-9-89	Convocation Center	L, 77-97
	Cristye Boyd	UNT	1-30-93	Convocation Center	W, 65-64
	Brenda Hatchett	Lamar	1-10-91	Convocation Center	L, 71-96
28	Vickey Finch	Houston	1-25-83	Convocation Center	L, 80-90
	Carolyn Thompson	Tx Tech	2-15-83	Lubbock	L, 76-86
	Kenna Williams	Tx Southern	2-19-83	Convocation Center	L, 73-80
	Holly Russ	UTEP	12-4-90	El Paso	L, 76-78
	Michelle Molligan	Nicholls St.	2-17-94	Convocation Center	W, 92-52
	Nicole Collins	Angelo St.	11-17-93	Convocation Center	L, 60-66

Most Fouls/Conference Game

27, Northwestern State , 1-30-99

Lamar, 2-3-05

Fewest Fouls in a Game

7 by McNeese State (2-19-94)

Fewest Fouls/Conference Game

7 by McNeese State (2-19-94)

Most Blocks in a Game

12 by Northwestern State (1-8-05)

Most Blocks/Conference Game

12 by Northwestern State (1-8-05)

Most Steals in a Game

31 by Houston (11-27-90)

Fewest Steals in a Game (min. 1)

1 by Hardin Simmons (2-4-85)



Ginny DeHaven
1981-84
54-27 (.666)
three seasons

1981-82 (16-11)	Ginny DeHaven	
N 23 @ Texas St.	W	89-69
N 25 Houston	L	44-59
N 27 Texas A&I #	W	82-69
N 28 Texas-El Paso #	W	72-62
N 29 Pan American #	W	71-40
D 1 Texas Lutheran	W	80-62
D 3 @ Texas A&M	W	67-57
D 5 @ Baylor	L	65-69
D 11 Baylor	L	69-70
J 4 Texas-Arlington	W	56-55
J 9 Lamar	W	53-51
J 11 Angelo State	W	73-50
J 14 @ Lamar	L	59-71
J 19 @ Texas Lutheran	W	72-62
J 21 Texas A&M	L	51-60
J 23 Texas Woman's	W	71-51
J 25 Texas A&I	W	68-48
J 29 West Texas State ^	L	61-67
J 30 Southwestern ^	W	58-53
J 30 Texas A&I ^	W	75-62
F 4 @ Texas Woman's	W	60-48
F 5 @ N. Texas %	L	67-77
F 6 Texas Woman's %	W	56-40
F 8 @ TX-Arlington	L	50-75
F 16 @ SMU	L	57-76
F 19 @ Texas A&M	L	48-53
F 22 @ Houston	L	58-75

Texas A&I Tournament
 ^ Angelo State Tournament
 % North Texas Tournament

1982-83

(17-10)	Ginny DeHaven	
N 22 @ Southwestern	W	67-56
N 24 Sam Houston St.	W	67-52
N 29 @ Texas A&M	L	64-84
D 2 Texas Lutheran	W	92-57
D 6 Southwestern	W	62-43
D 10 Texas St.	L	53-55
D 11 Hardin-Simmons	W	74-58
J 4 Texas-Arlington	W	56-30
J 6 @ TX Southern	L	55-65
J 8 North Texas	W	78-60
J 10 Rice	W	68-53
J 12 @ Sam Houston	W	59-29
J 17 @ Hust.-Tillotson	W	89-51
J 19 @ TX Lutheran	W	70-54
J 25 Houston (OT)	L	80-90
J 27 @Prairie View A&M	W	72-26
J 29 Hust. Tillotson	W	92-56
F 2 SMU (OT)	W	67-66
F 5 @ Lamar	L	56-66
F 8 Texas	L	54-74

F 10 Prairie View A&M	W	96-29
F 14 @ Hardin-Simmons	W	81-66
F 15 @ Texas Tech	L	76-86
F 19 Texas Southern	L	73-80
F 22 @ Rice	W	75-65
F 23 @ Houston	L	67-75
F 26 Lamar	L	65-66

1983-84

(21-6, 7-1 OCAC)	Ginny DeHaven	
N 22 @ Sam Houston	W	79-55
N 28 Southwestern	W	100-46
D 1 @ Texas St.	W	69-66
D 3 Texas Tech	L	64-72
D 5 Houston	L	66-68
D 7 @ Texas	L	45-90
D 12 @ Baylor	W	67-66
D 31 SW Missouri St.	W	82-79
J 3 Texas St.	W	99-73
J 5 Texas A&M	L	66-70
J 9 @ St. Mary's	W	75-58
J 17 @ Rice	W	76-55
J 18 @ Houston	L	73-80
J 21 @ Oral Roberts *	W	77-72
J 23 @ Okla. City *	W	85-78
J 27 Sam Houston	W	88-47
F 2 @ Southwestern	W	71-66
F 4 West Texas State *	W	72-69
F 6 @ Hardin-Simmons *	W	88-71
F 11 TX-El Paso *	W	92-79
F 14 St Mary's	W	79-49
F 18 @ West Texas St. *	L	54-69
F 20 Hardin-Simmons	W	90-41
F 25 Oral Roberts *	W	75-64
F 27 Okla. City *	W	113-91
F 29 Rice	W	73-72
M 3 @ TX-El Paso *	W	72-68

* Oil Country Athletic Conference games



Bill MacLeay
1984-89
75-60 (.555)
five seasons

1984-85

(18-10, 9-1 OCAC)	Bill MacLeay	
N 22 Missouri ^	L	70-86
N 23 Minnesota ^	L	57-60
N 24 Miss. State ^	W	56-54
N 29 Texas St.	W	66-59
D 1 Texas Southern	W	84-57
D 3 @ Rice	W	77-67
D 4 @ Houston	L	59-80
D 8 Southwestern	W	84-54
D 14 Idaho #	L	67-68
D 15 La. Tech #	L	39-80
D 31 Minnesota \$	L	72-86
J 4 La.-Monroe %	L	56-77



J 5 Hardin-Simmons %	W	83-64
J 8 @ Texas A&M	W	61-51
J 15 St. Mary's	W	72-64
J 19 Oral Roberts *	W	80-56
J 21 Oklahoma City *	W	76-67
J 24 @ Texas St.	L(OT)	69-71
F 2 @ West Texas St. *	L	67-83
F 4 @ Hardin-Simmons *	W	88-68
F 9 @ TX-El Paso *	W	79-69
F 12 @ St. Mary's	W	68-47
F 16 West Texas St. *	W	73-54
F 18 Hardin-Simmons *	W	78-61
F 23 @ Oral Roberts *	W	68-57
F 25 @ Okla. City *	W	66-65
M 2 TX-El Paso *	W	78-52
M 9 West Texas St. **	L	64-79

^ Queen's Classic (Plainview, Texas)
 # Hilton Inn Classic (Dallas)
 \$ Kangaroo Classic (San Diego, Calif.)
 *Oil Country Athletic Conference

Games

**OCAC Championship Game (Abilene)

1985-86

(18-9) Bill MacLeay		
N 26 @ Texas Southern	W	69-68
N 30 Texas St.	W	72-58
D 3 Rice	W	81-67
D 5 Houston	L	52-63
D 9 Baylor	W	62-58
D 16 @ Texas A&I	W	71-38
D 18 Creighton	W	71-69
J 4 Texas Southern	W	68-54
J 6 Texas A&M	W	57-54
J 10 Pan American !	W	75-36
J 11 Sam Houston	W	58-57
J 13 St. Mary's	W	74-55
J 18 Oral Roberts	L	54-60
J 22 @ Prairie View A&M	L	54-71
J 25 Southwestern	W	86-53
J 28 Pan American	W	69-58
F 1 @ West Texas State	L	43-85
F 3 @ Hardin-Simmons	W	61-58
F 6 @ St. Mary's	W	73-67
F 8 @ TX-El Paso	W	65-58
F 11 @ Texas St.	L	66-69
F 13 Prairie View A&M	L	61-64
F 15 West Texas State	L	56-59
F 17 Hardin-Simmons	W	83-67
F 22 @ Oral Roberts	L	61-97
F 25 @ Pan American	L	48-64
M 1 TX-El Paso	W	99-65

! at Huntsville, Texas

1986-87

(18-8) Bill MacLeay		
N 28 Oklahoma ^	L	62-67
N 29 Nevada-Reno ^	W	78-67
D 3 @Houston	L	74-75



D 5	Alabama #	L	72-77
D 6	Baylor #	W	75-67
D 8	Texas St.	W	77-66
D 10	@ SMU	L	61-66
D 13	@ Texas Tech	L	62-75
D 16	St. Mary's	W	83-72
D 20	SFA	W	76-67
J 8	TX-Arlington	W	67-43
J 10	Sam Houston	W	66-38
J 12	East Texas State	W	93-48
J 15	North Texas	W	82-62
J 17	Texas A&I	W	79-43
J 21	@ Pan American	W	66-41
J 26	St. Mary's	W	75-52
J 31	@ Tulane	W	69-66
F 2	@ New Orleans	L	63-77
F 5	TX-El Paso	W	72-53
F 7	@ Sam Houston	L	58-59
F 10	@ Creighton	L	65-73
F 16	@ Texas St.	W	81-75
F 21	Pan American	W	72-36
F 25	@ Baylor	W	63-57
F 28	@ TX-El Paso	W	58-52

^ Leggs Tournament (Las Cruces, N.M.)

Ladyjack Dial Classic (Nacogdoches, Texas)

1987-88

(12-16)	Bill MacLeay
N 28	@ Okla. State ^ L 46-91
N 29	Prairie View A&M ^ W 85-52
D 1	Houston L 65-69
D 4	Texas A&M # L 58-69
D 5	SE La. # W 72-66
D 8	Texas Tech L 50-67
D 12	@ Arkansas L 73-84
D 15	Baylor W 50-46
D 19	St. Mary's W 79-61
D 31	Pepperdine W 57-51
J 7	@ East Texas State W 64-50
J 9	@ SFA L 58-81
J 11	@ North Texas L 59-74
J 14	Ark.-Little Rock W 76-71
J 16	New Orleans L 55-83
J 20	Colorado State % W 64-55
J 24	@ Wisc.-Green Bay W 62-57
J 25	@ Creighton L 62-82
F 1	@ Texas St. L 62-84
F 3	@ SMU L 58-81
F 6	TX-El Paso W 76-55
F 9	@ Ark-Little Rock L 69-75
F 10	@ Mo.-Kansas City L 62-79
F 15	@ TX-Arlington L 67-75
F 21	@ TX-El Paso W 59-58
F 23	@ New Mexico St. L 65-91
F 27	Oral Roberts L 78-92
M 1	Texas St. W 81-67

^ OSU Cowgirl Classic (Stillwater, Okla.)
Converse-Hampton Inn Lady Aggie Clas-

sic
(College Station, Texas)
Played at HemisFair Arena, San Antonio

1988-89

(9-17)	Bill MacLeay
N 25	Lamar ^ L 76-78
N 26	Prairie View A&M ^ W 62-44
D 2	South Alabama # L 55-77
D 3	Arkansas # L 57-75
D 5	Texas St. L 64-78
D 9	Iona % W 88-58
D 10	@ Missouri % L 68-89
D 17	@ Texas Tech L 53-92
D 19	SFA L 59-66
J 2	Houston L 63-71
J 6	@ TX-El Paso L 63-76
J 9	Arkansas L 77-97
J 12	@ Wyoming L 67-70
J 14	@ Colorado St. L 57-71
J 19	New Mexico State W 58-57
J 21	SE La. L 59-70
J 24	St. Mary's W 100-62
J 28	@ Oral Roberts L 71-92
J 30	@ North Texas L 59-80
F 2	Nicholls St. W 59-54
F 4	Mo.-Kansas City L 57-61
F 8	TX-El Paso W 64-60
F 18	@ SE La. L 63-71
F 20	@ Nicholls St. W 72-64
F 27	@ Texas St. W 79-78
M 2	Creighton W 82-80

^ Sam Houston Tourney (Huntsville)

SFA Dial Classic (Nacogdoches, Texas)

% Mid-America Classic (Columbia, Missouri)



Mary Ann McLaughlin
1989-94
50-87 (.364)
five seasons

1989-90

(12-16)	Mary Ann McLaughlin
N 25	Schreiner W 83-60
N 27	@ Lamar L 68-90
D 2	Angelo State W 77-74
D 3	@ Baylor W 75-66
D 11	Texas Lutheran W 88-54
D 16	Lamar L 63-79
D 18	@ Houston L 66-115
D 20	Texas Tech L 65-82
D 29	@ Pepperdine^ L 61-82
D 30	San Diego St.^ W 67-65
J 3	@ Texas St. L 64-66
J 8	@ TX-El Paso L 59-65
J 10	@ New Mexico St. L 55-89
J 13	Wyoming L 59-68
J 17	Prairie View A&M W 75-59



J 20	Nicholls St.	W	82-51
J 22	St. Mary's %	W	68-62
J 29	Mo.-Kansas City	W	54-47
F 1	Texas St.	L	64-66
F 3	@ SE La.	L	75-84
F 5	@ Nicholls St.	L	52-70
F 8	@ Prairie View A&M	L	64-71
F 12	@ Mo.-Kansas City	L	48-69
F 17	TX-El Paso	L	64-69
F 22	SE La.	W	86-84
F 24	TX-Pan American	W	86-70
F 28	@TX-Pan American	W	80-58
M 3	North Texas	W	82-81

^ Pepperdine Tournament (Malibu, Calif.)
% Played at Hemis Fair Arena, San Antonio

1990-91

(18-12)	Mary Ann McLaughlin
N 24	Schreiner W 113-89
N 27	@ Houston L 55-111
N 30	Wayland Baptist L 64-73
D 4	@ TX-El Paso L 76-78
D 7	Duke^ L 68-71
D 8	Baylor^ L 76-91
D 17	@ Baylor L 80-87
D 19	@ Texas A&M L 69-84
D 31	New Mexico St. W 98-84
J 3	TX-Arlington W 83-69
J 5	Prairie View A&M W 86-46
J 8	@ North Texas W 84-75
J 10	Lamar L 71-96
J 12	Nicholls St. W 83-73
J 14	@ Sam Houston W 76-63
J 21	@ Oklahoma L 86-93
J 26	Texas Southern W 80-68
J 29	Sam Houston W 96-78
J 30	@ TX-Pan American W 88-72
F 4	@ TX-Arlington W 69-63
F 7	@ TX Southern W 72-52
F 9	SMU W 93-77
F 12	TX-El Paso W 86-61
F 16	@ Tulane (OT) W 98-93
F 18	@ Nicholls St. W 69-58
F 22	Northern Ill.# L 73-103
F 23	@ Alaska-Anchorage# L 89-97
F 24	Northern Arizona# W 79-75
F 28	TX-Pan American W 70-51
M 2	Texas St. L 58-73

^ SWT Jowers Jamboree (San Marcos, Texas)

Great Alaska Shootout (Anchorage, Alaska)

1991-92

(4-23)	Mary Ann McLaughlin
N 22	Baylor L 68-85
N 25	@ Oklahoma L 70-102
N 30	@ TX-Pan American L 57-80
D 6	SMU L 56-59



D 11	Texas A&M	W	75-59
D 16	TX-Pan American	L	57-61
D 20	Pacific ^	L	57-75
D 21	Dartmouth ^	L	60-68
J 2	@ TX-Arlington	L	71-76
J 4	@ North Texas	L	67-75
J 9	McNeese St.	L	66-76
J 11	Nicholls St.	W	72-63
J 16	@ La.-Monroe	L	81-94
J 18	@ Northwestern St.	L	69-81
J 23	Schreiner	W	84-63
J 25	@ Texas St.	L	54-56
J 30	SFA	L	50-77
F 1	Sam Houston	L	52-55
F 6	@ Nicholls St.	L	62-67
F 8	@ McNeese St.	L	66-93
F 10	TX-Arlington	L	59-65
F 13	Northwestern St.	L	60-64
F 15	La.-Monroe	L	75-81
F 22	Texas St.	L	45-61
F 27	@ Sam Houston	L	45-58
F 29	@ SFA	L	54-78
M 2	North Texas	W	65-62

^ Santa Clara Classic (Santa Clara, Calif.)

1992-93

(11-15, 6-12 SLC) Mary Ann McLaughlin

D 1	@TX-Pan American	W	54-51
D 5	Texas A&I	W	73-46
D 9	TX-Pan American	W	50-47
D 12	@ TX Southern	L	62-78
D 15	Texas Southern	W	76-63
D 17	@ TX-El Paso	L	47-75
J 2	@ McNeese St. *	L	61-72
J 4	@ Nicholls St. *	L	60-78
J 7	SFA *	L	63-96
J 9	Sam Houston *	W	66-64
J 11	TX-El Paso	L	32-54
J 16	Texas St. *	L	48-78
J 21	@Northwestern St. *	L	52-80
J 23	@La.-Monroe *	L	58-65
J 28	TX-Arlington *	W	70-63
J 30	North Texas *	W	65-64
F 2	Schreiner	W	60-49
F 4	@Sam Houston *	W	70-54
F 6	@ SFA *	L	60-76
F 8	McNeese St. *	W	63-59
F 13	@ Texas St. *	L	43-96
F 18	La.-Monroe *	L	50-74
F 20	Northwestern St. *	L	65-93
F 25	@ North Texas *	L	63-66
F 27	@ TX-Arlington *	L	44-53
M 1	Nicholls St. *	W	58-42

* Southland Conference games

1993-94

(5-21, 2-16 SLC) Mary Ann McLaughlin

N 27	Angelo State	L	60-66
D 3	Kent State ^	L	69-98

D 4	Eastern Illinois ^	L	51-59
D 7	Prairie View A&M	W	105-38
D 11	Tx A&M-Kingsville	L	44-63
D 15	Tarleton State	W	65-51
D 28	@ Northwestern St. *	L(OT)	75-80
D 30	@ La.-Monroe *	L	47-84
J 5	@ Northern Ariz.	L	47-70
J 8	Texas State *	L	48-72
J 14	SFA *	L	57-72
J 16	Sam Houston *	L	61-66
J 20	@ McNeese St. *	L	55-57
J 22	@ Nicholls St. *	W	64-48
J 27	TX-Arlington *	L	52-70
J 29	North Texas *	L	65-74
F 3	Schreiner	W	74-49
F 5	@ Texas St. *	L	43-78
F 10	@Sam Houston *	L	63-78
F 12	@ SFA *	L	49-77
F 17	Nicholls St. *	W	92-52
F 19	McNeese St. *	L	68-72
F 24	@ North Texas *	L	53-66
F 26	@ TX-Arlington *	L	69-76
F 28	Northwestern St. *	L	56-71
M 2	La.-Monroe *	L	67-78

^ Rice Classic (Houston, Texas)

* Southland Conference games

**Jeff Spivey****1994-96****15-37 (.288)****two seasons****1994-95**

(7-19, 2-16 SLC)

N 26	Midwestern St.	L	54-76
N 30	@TX-Pan American	W	67-60
D 3	TX A&M-Kingsville	W	60-53
D 6	Schreiner	W	85-72
D 10	Baylor	L	55-71
D 17	Tarleton State ^	W	59-56
D 22	@ Oral Roberts	L	52-62
J 2	Texas Southern	W	62-52
J 5	@ McNeese St. *	L	47-83
J 7	@ Nicholls St. *	L	66-72
J 12	Sam Houston *	L	72-88
J 14	SFA *	L	42-80
J 17	North Texas *	L	79-82
J 21	Texas St. *	L	51-68
J 26	@ Northwestern St. *	L	67-87
J 28	@ La.-Monroe *	L	65-83
F 2	Nicholls St. *	W	79-63
F 4	McNeese St. *	L	63-75
F 9	@ SFA *	L	50-89
F 11	@ Sam Houston *	L	50-73
F 13	TX-Arlington *	W	64-62
F 16	@ Texas St. *	L	44-72
F 23	La-Monroe *	L	61-77
F 25	Northwestern St. *	L	57-76
M 2	@ TX-Arlington *	L	61-86

Jeff Spivey

M 4	@ North Texas *	L	58-76
-----	-----------------	---	-------

^ Game played at Trinity University (San Antonio)

* Southland Conference games

1995-96

(8-18, 4-14 SLC)

Jeff Spivey

N 25	TX A&M-Kingsville	W	59-56
N 28	Prairie View A&M	W	66-34
D 1	Iowa State ^	L	54-82
D 2	Air Force ^	L	69-71
D 5	@ TCU	L	58-78
D 9	TX-Pan American	L	70-72
D 20	Texas Southern	W	65-60
D 30	SE La.	W	67-53
J 4	@ SFA *	L	58-89
J 6	@ Sam Houston *	L	49-79
J 11	McNeese St. *	L	55-57
J 13	Nicholls St. *	W	71-62
J 18	@ Northwestern St. *	L	73-81
J 20	@La.-Monroe *	L	65-82
J 22	North Texas *	L	77-84
J 27	Texas St. *	L	57-78
F 3	SFA *	L	63-102
F 8	@ Nicholls St. *	W	71-66
F 10	@ McNeese St. *	W	78-66
F 12	Sam Houston *	L	65-90
F 15	La.-Monroe *	W	72-68
F 27	Northwestern St. *	L	74-93
F 19	TX-Arlington *	L	54-66
F 24	@ Texas St.	L	52-67
F 29	@ TX-Arlington *	L	56-70
M 2	@ North Texas *	L	67-87

^ New Mexico Tournament (Albuquerque)

* Southland Conference games

**Terry Gray****1996-99****38-43 (.469)****three seasons****1996-97**

(14-13, 7-10 SLC)

Terry Gray

N 23	Schreiner	W	82-43
N 23	TX-Pan American	W	53-39
N 26	@ SE La. *	W	63-38
D 3	Prairie View A&M	W	67-31
D 5	Texas Southern	W	91-30
D 7	Howard Payne	W	87-69
D 16	@ Baylor	L	50-77
D 19	@ Air Force	L(OT)	47-51
D 30	Tulsa	L	68-81
J 2	Nicholls St. *	W	52-43
J 4	McNeese St. *	L	60-62
J 9	@ Northwestern St. *	W	66-64
J 11	@ La.-Monroe *	W	60-51
J 16	Sam Houston *	L	47-51



J 18	SFA *	L	63-88
J 21	@ TX-Arlington *	L	43-59
J 25	Texas St. *	L	55-64
J 27	@ TX-Pan American	W	62-44
J 30	La.-Monroe *	W	64-57
F 1	Northwestern St. *	W	74-64
F 6	@ McNeese St. *	L	45-61
F 8	@ Nicholls St. *	L	43-52
F 15	@ Texas St. *	L	50-57
F 17	@ SFA *	L	63-64
F 22	TX-Arlington *	W	51-43
F 25	@ Sam Houston *	W	66-57
M 5	TX-Arlington **	L	41-70

* Southland Conference games

** SLC Tournament game

1997-98

(18-10, 9-7 SLC)

Terry Gray

N 15	TX-Pan American	W	69-46
N 22	Texas Tech ^	L	44-57
N 23	Oklahoma ^	L	53-66
N 28	Hardin-Simmons	W	85-56
D 2	@ TX-Pan American	W	72-40
D 4	Schreiner	W	75-46
D 6	SE La. *	W	50-45
D 16	Texas Southern	W	80-37
D 19	Air Force #	W	70-47
D 20	Cal-Irvine #	W	54-48
J 3	@ Northwestern St. *	W	88-76
J 5	@ La.-Monroe *	L(OT)	70-80
J 8	SFA *	L	71-84
J 10	TX-Arlington *	L	51-58
J 17	@ Nicholls St. *	L	36-44
J 19	@ McNeese St. *	L	44-49
J 24	Sam Houston *	W	67-40
J 29	@ Texas St. *	W	64-48
F 2	@ Sam Houston *	W	67-40
F 5	SE La. *	W	75-52
F 7	McNeese St. *	W	68-55
F 12	@ SFA *	L	69-83
F 14	@ TX-Arlington *	W	74-63
F 19	Northwestern St. *	L	51-54
F 21	La.-Monroe *	W	72-70
F 26	Texas St. *	W	71-58
M 4	Sam Houston **	W(OT)	73-72
M 5	SFA **	L	81-88

^ UTSA Classic

UTSA Holiday Tournament

* Southland Conference games

** SLC Tournament games

1998-99

(6-20, 3-15 SLC)

Terry

Gray			
N 14	TX-Pan American	L	71-77
N 18	UNLV	L	60-65
N 21	@ Tulsa	W	69-63
N 23	@ Oklahoma	L	40-80
D 2	@ Texas Tech	L	39-96

D 18	Denver	W	58-52
D 19	Belmont	W	73-60
D 28	Fordham	L	48-49
D 30	La.-Monroe *	L	41-63
J 2	@ Lamar *	W	65-54
J 4	@ McNeese St. *	L	45-47
J 7	TX-Arlington *	L	47-61
J 9	SFA *	L	54-68
J 14	@ Nicholls St. *	L	56-70
J 16	@ SE La. *	L	58-55
J 23	@ Texas St. *	L	49-59
J 28	McNeese St. *	L	67-75
J 30	Northwestern St. *	L	51-65
F 4	@ La.-Monroe *	L	64-80
F 6	@ Northwestern St. *	L	65-86
F 11	SE La. *	W	60-52
F 13	Nicholls St. *	L	54-67
F 18	@ Sam Houston *	L	58-70
F 20	Lamar*	L	65-70
F 25	@ TX-Arlington *	L	52-53
F 28	Texas St. *	W	73-64

*Southland Conference Games



Jeff Dow
1999-2000
7-20 (.259)
one season

1999-2000

(7-20, 3-15 SLC)

Jeff Dow

N 19	Texas Southern	W	68-62
N 20	Harvard	L(OT)	67-69
N 24	TX-Pan American	L	61-68
N 26	@ Cal-Irvine	L	44-92
N 30	Houston Baptist	W	66-56
D 3	@ Texas A&M	L	48-78
D 7	@ TX-Pan American	W	58-48
D 11	Schreiner	W	76-50
D 19	Arizona State	L	35-70
D 28	@ Sam Houston *	L(OT)	67-69
D 30	@ TX-Arlington *	L	47-54
J 6	SE La. *	W	83-60
J 8	@ SFA*	L	54-89
J 13	McNeese St. *	L	53-70
J 15	Lamar *	W	51-49
J 20	@ Northwestern St. *	L	46-62
J 22	@ La-Monroe *	L	49-61
J 27	SFA *	L	47-82
J 29	Texas St. *	W	66-65
F 3	TX-Arlington *	L	42-60
F 5	Sam Houston *	L	55-62
F 10	@ Nicholls St. *	L	57-77
F 12	@ SE La. *	L	47-61
F 17	La-Monroe *	L	56-70
F 19	Northwestern St. *	L	61-64
F 26	@ McNeese St. *	L	79-82
M 4	@ Texas St. *	L	61-84

* Southland Conference games



Rae Rippetoe-Blair
2000-P
99-74 (.572)
five seasons

2000-01

(16-13, 13-7 SLC) Rae Rippetoe-Blair

N 18	@ Arizona State	L	40-57
N 20	@ Nevada-Las Vegas	L	41-57
N 24	TX-El Paso ^	W	58-54
N 25	Idaho State ^	W	61-60
N 29	Houston	L	57-71
D 1	@ Texas A&M	L	54-67
D 7	TX-Arlington *	W	66-49
D 9	SFA *	L	53-67
D 19	@ TX Southern	L	39-47
D 28	@ McNeese St. *	W	69-61
J 4	@ SE La. *	W	56-41
J 6	@ Nicholls St. *	W	57-45
J 11	Lamar *	L	42-57
J 13	Sam Houston *	W	72-47
J 18	@ La.-Monroe *	L	52-57
J 20	@ Northwestern St. *	L	43-45
J 27	Texas St. *	W	69-51
F 3	McNeese St. *	W	86-62
F 8	@ SFA *	L	49-58
F 10	@ TX-Arlington *	W	64-42
F 15	Northwestern St. *	L	61-63
F 17	La-Monroe *	W	65-42
F 19	@ Texas St. *	W	73-50
F 22	@ Sam Houston *	W	68-50
F 24	@ Lamar *	W	71-54
M 3	SE La. *	W	90-53
M 6	Lamar %	W	80-59
M 8	SFA %	L	32-49

^UTSA Classic

%CenturyTel SLC Postseason Tournament

2001-02

(16-12, 15-5 SLC) Rae Rippetoe-Blair

N 18	@ Houston	L	45-62
N 23	North Texas^	L	57-64
N 24	Butler^	W	67-48
D 2	@ Wichita State	L	46-69
D 5	Sam Houston*	W	58-45
D 8	New Mexico	L	38-55
D 20	@ TX-Arlington*	W	43-41
D 22	@ SFA*	L	44-58
D 28	San Diego &	L	42-91
D 30	#19 Auburn &	L	50-73
J 3	Lamar*	W	59-43
J 5	Nicholls St.*	W	53-40
J 7	SE La.*	W	60-46
J 14	McNeese St. *	W	69-56
J 19	@ Northwestern St.*	L	44-56
J 21	@ La-Monroe*	W	46-39



J 26	SFA *	L	47-62
J 28	TX-Arlington*	W	51-48
F 2	@ Sam Houston*	W	42-40
F 4	@ Lamar *	L	39-52
F 9	Northwestern St. *	L	51-57
F 11	La-Monroe *	W	63-37
F 14	@ McNeese St. *	W	54-51
F 18	Texas St.*	W	56-46
F 21	@ SE La.*	W	64-57
F 23	@ Nicholls St.*	W	48-34
M 2	@ Texas St.*	W	56-41
M 5	SE La.\$	L	63-66

^ UTSA Classic

\$ SLC Postseason Tournament

& Surf N' Slam Tournament, San Diego

2002-03

(18-11, 17-3 SLC) Rae Rippetoe-Blair

N22	@ North Texas	L	66-82
N25	Texas A&M-CC	L	59-67
N29	Alabama^	L	55-61
N30	Wichita State^	L	54-63
D8	@ New Mexico	L	49-66
D15	Oral Roberts&	L	43-47
D16	Oklahoma St.&	L	47-53
D30	@ TX-Arlington*	L	47-56
J2	@ Northwestern St.*	W	69-60
J4	@ La-Monroe*	L	53-62
J9	Lamar*	W	57-42
J11	Sam Houston*	W	65-53
J18	McNeese St.*	W	65-54
J22	SFA*	W	64-50
J25	@ Texas St.*	W	67-56
J30	@ SE La.*	W	63-46
F1	@ Nicholls St.*	W	68-50
F6	Northwestern St.*	W	68-54
F8	La-Monroe*	W	69-59
F13	@ Lamar*	W	56-50
F15	@ Sam Houston*	W	59-48
F20	@ McNeese St.*	W	45-41
F22	Texas St.*	W	63-56
F27	@ SFA*	L	42-54
M1	TX-Arlington*	W	55-39
M5	SE La.*	W	49-38
M7	Nicholls St.*	W	73-39
M13	La-Monroe\$	W	60-56
M15	Texas St.\$	L	56-68

^ Hampton Inn Six Flags Area UTSA Classic

*Southland Conference games

& Fun in the Sun Shootout, Cancun, Mexico

\$ SLC Postseason Tournament

(presented by Audiovox)

2003-04

(15-14, 10-6 SLC) Rae Rippetoe-Blair

N 14	@ Texas Tech^	L	48-76
N 21	@ TX A&M-CC	L	48-57
N 23	@ TX Southern	W	57-55
N 28	TX-El Paso \$	W	52-49

N 29	Denver \$	L	55-58
D 5	@ Alabama	L	63-76
D 16	@ Southern Utah	L	73-82
D 19	@ UNLV	L	44-76
D 30	Alcorn State #	W	74-50
D 31	Kansas State #	L	45-75
J 4	Santa Clara	W	59-47
J 10	@ TX-Arlington*	L	47-55
J 15	@ SE La.*	W	52-51
J 17	@ Nicholls St.*	W	56-42
J 21	Texas St.*	L	43-44
J 24	Northwestern St.*	L	64-71
J 29	@ Lamar*	W	61-46
J 31	Nicholls St.*	W	79-60
F 5	@ SFA*	L	59-64
F 7	McNeese St.*	WOT	64-56
F 12	La-Monroe*	L	62-69
F 14	@ Sam Houston*	W	54-38
F 18	TX-Arlington*	L	55-43
F 25	@ Texas St.*	W	71-46
F 28	@ Northwestern St.*	L	56-62
M 4	Lamar*	W	67-44
M 5	SE La.*	W	60-41
M 9	McNeese St.\	W	61-42
M 11	@ Northwestern St.\	L	71-82

^ Preseason WNIT

\$ UTSA Thanksgiving Classic

Wells Fargo/UTSA New Year's Classic

* Southland Conference games

\ SLC Postseason Tournament

2004-05

(15-14, 10-6 SLC) Rae Rippetoe-Blair

N19	Texas A&M-CC	L	44-66
N22	@Tulsa	L	62-80
N26	Prairie View A&M#	W	88-44
N27	Seton Hall#	L	59-60
N30	@Texas A&M	L	48-74
D4	@TX-El Paso	W	54-50
D12	Texas Southern	W	41-33
D18	SMU%	L	46-66
D19	Tenn.-Martin%	W	75-59
D30	Samford\$	W	52-48
D31	Quinnipiac\$	W	73-55
J6	@La.-Monroe*	L	72-75
J8	@Northwestern St.*	L	49-54
J14	Nicholls St.*	W	58-53
J20	@McNeese St.*	W	67-49
J22	Northwestern St.*	L	68-82
J29	SE La.*	W	75-64
F3	Sam Houston*	W(OT)	73-65
F5	@Lamar*	W	69-59
F10	@TX-Arlington*	L	43-57
F12	Texas St.*	W	71-69
F17	@SE La.*	W	60-40
F19	@Nicholls St.*	L	54-58
F23	Lamar*	W	82-55
F26	TX-Arlington*	W	48-46
M1	SFA*	W	56-44
M3	@Texas St.*	L(OT)	58-61
M7	@Northwestern St.^	L	48-51

#Hampton Inn/UTSA Thanksgiving Classic

%Wells Fargo/Denver Pioneer Classic

\$Wells Fargo/UTSA New Year's Classic

*Southland Conference games

^SLC Tournament

2005-06

(18-12, 11-5 SLC) Rae Rippetoe-Blair

N18	vs. West Virginia #	W	57-54
N19	vs. Florida A&M #	W	71-61
N22	Tulsa	L	41-63
N25	Arkansas-Little Rock !W		52-44
N26	New Mexico State !	W	61-38
N29	Texas A&M-CC	L	44-56
D2	vs. Louisiana Tech ^	L	67-75
D3	vs. Davidson ^	W	75-69
D19	@ Arizona State	L	64-78
D30	Buffalo \$	L	62-73
D31	Colorado State \$	L	59-63
J5	SE La. *	W	75-56
J7	McNeese State *	W	70-58
J14	@ La.-Monroe *	L	61-62
J19	@ Sam Houston *	W (OT)	75-71
J21	SFA *	W	66-48
J26	Northwestern St. *	W	73-65
J28	La.-Monroe *	W	71-70
F2	@ Nicholls St. *	W	67-57
F4	@ SE. La. *	L	63-66
F9	@ McNeese St. *	L	57-62
F11	@ Lamar *	W	53-50
F16	TX-Arlington *	W (OT)	68-67
F18	Texas State *	L (OT)	71-73
F23	@ SFA *	L	68-77
F25	Sam Houston*	W	72-52
M3	@ Northwestern St. *W		69-58
M6	SE La. %	W	61-46
M8	@ TX-Arlington %	W (OT)	76-75
M11	@ SFA %	L	48-56

Golden Knight Classic

! UTSA Thanksgiving Classic

^ Rice Invitational

\$ Wells Fargo/USTA New Year's Classic

* Southland Conference games

% SLC Tournament



Southland Conference



“The Southland Conference serves to unite its members in celebrating academic success, achieving competitive excellence, promoting positive values and developing community relationships within a framework of efficiency, integrity and personal dignity.”

In an era of considerable change in intercollegiate athletics, the Southland Conference continues to be a model of stability and consistent achievement as it celebrates the academic and athletic accomplishments of its member institutions.

What began as a small gathering of college administrators over 43 years ago, the Southland Conference has transformed itself into a dynamic and respected consortium of 12 member universities in three states. Beginning with a historic meeting of five institutions in Dallas on March 15, 1963, that included current members Lamar University (then Lamar State College of Technology) and the University of Texas at Arlington (then Arlington State College), the Southland Conference set on an extraordinary course that has proven successful well into its fifth decade of existence.

On July 1, 2006, the Southland Conference commemorated another milestone as the league membership reached 12, marking the largest configuration ever for the organization. The addition of the University of Central Arkansas and Texas A&M-Corpus Christi expands the Southland into the Little Rock metro area and into the eighth largest city in Texas. UCA and A&M-Corpus Christi will immediately enhance the Southland Conference in innumerable ways, including athletic and academic successes, strong and principled leadership, and strong fan support and media coverage.

UCA's academic achievement is exemplified by its own Honors College, and the institution also serves as the home of *The Oxford American*, the premier journal of Southern American literature, as well as the statewide Arkansas Educational Television Network. A&M-Corpus Christi's campus is home to nine research centers, including the Harte Research Institute for Gulf of Mexico Studies, which recently hosted the 2006 State of the Gulf Summit attended by over 400 state, regional and foreign dignitaries.

In addition to its two newest members, the Southland Conference lineup also consists of Lamar University, McNeese State University, Nicholls State University, Northwestern State University, Sam Houston State University, Southeastern Louisiana University, Stephen F. Austin State University, the University of Texas at Arlington, UTSA, and Texas State University-San Marcos.

All told, the revised membership of the Southland encompasses over 160,000 current students and an alumni base of approximately 700,000. Famous alums from Southland Conference schools include former President Lyndon B. Johnson (Texas State), CBS news anchor Dan Rather (Sam Houston State), U.S. Central Command general Tommy Franks (UT-Arlington), NBA executive Joe Dumars (McNeese State), ABC news and sports anchor Robin Roberts (Southeastern Louisiana), country music star George Strait (Texas State), Major League Baseball stars Kevin Millar (Lamar) and Ben Broussard (McNeese State), NBA legend Scottie Pippen (Central Arkansas), and actor Lou Diamond Phillips (UT-Arlington).

The cities of the Southland are diverse and progressive, ranging from international business and cultural centers such as the Dallas/Fort Worth metroplex, San Antonio and the New Orleans area, to the historical cities of Nacogdoches, Texas, and Natchitoches, La., to the home of the modern oil boom, Beaumont, Texas, to the unique Cajun French cultures found in the Louisiana cities of Thibodaux and Lake Charles. Southland Conference institutions also draw large numbers of students from the metropolitan areas of Houston, Little Rock, Baton Rouge, Austin and Shreveport.

The Southland sponsors 17 championship sports, all at the NCAA Division I level. The eight men's sports include football, basketball, baseball, golf, tennis, cross country, and indoor and outdoor track and field. The women compete for nine championships in basketball, volleyball, softball, soccer, golf, tennis, cross country, and indoor and outdoor track and field. The Conference earns automatic qualification to NCAA championships in football, men's and women's basketball, baseball, softball, volleyball, men's golf, men's and women's tennis, women's soccer, men's and women's outdoor track and field, and men's and women's cross country.

Southland Conference football ranks among the best Division I-AA leagues in the nation, and enjoys an annual expectation of competing for the national championship with multiple teams advancing to the NCAA playoffs each year. Four years ago, McNeese State finished the regular season ranked No. 1 in the nation, and advanced to the national championship contest, the sixth such title game appearance since the league joined I-AA in 1982. All told, Southland teams have played in 84 Division I-AA playoff games in 23 years, winning 42 of the contests.

In women's basketball, the Southland also has its share of tradition with UL-Monroe advancing to the 1985 NCAA Women's Final Four, and Stephen F. Austin sustaining itself as one of the most successful programs in the history of the sport.

Women's basketball all-stars have included Eun Jung Lee, Lisa Ingram, Portia Hill, Deneen Parker, Katrina Price, and Joskeen Garner, and coaches such as Gary Blair, Linda Sharp, James Smith and Linda Harper.

The Southland Conference has repeatedly demonstrated its commitment to the academic and athletic success of its student-athletes.

With the F.L. McDonald Postgraduate Scholarship Award, the league annually honors one male and one female scholar-athlete with a stipend for postgraduate study. The Scholar-Athlete Award is given to each institution's male and female student-athlete with the highest grade-point average.

Also, student-athletes with grade point averages above 3.0 are honored on the SLC's annual All-Academic teams and Commissioner's Honor Roll.

In addition to providing expanding opportunities for student-athletes, the Southland Conference and its member institutions are very involved in various community outreach programs. Many of these programs provide positive life skills training such as academics, citizenship and leadership to school-aged students in Southland communities.