



UTSATM

2015 ROADRUNNERS FOOTBALL

MEDIA GUIDE





Two-time National Coach of the Year Larry Coker has helped put UTSA football in the national spotlight. The Okemah, Okla., native has guided the Roadrunners to 23 victories and tutored 11 all-conference and 17 academic all-conference honorees in the first four seasons.

UTSA set NCAA startup program records for inaugural game (56,743) and average home (35,521) attendance in 2011. The Roadrunners have finished first or second in their conference in average home attendance each year.

LARRY COKER UTSA HEAD COACH

BY THE NUMBERS

- 1 National Championship
- 2 BCS Championship Game appearances
- 2 National Coach of the Year awards
- 26 All-Americans
- 79 Career victories
- 90 Academic all-conference selections
- 97 First-team all-conference picks



TABLE OF CONTENTS

THE UTSA EXPERIENCE

This Is UTSA Football	2-3
Building A Program	4-5
What They're Saying	6-7
Media Exposure	8-9
First-Class Facility	10-11
Park West Athletics Complex	12-13
This Is UTSA	14-15
Campus Life	16-17
Campus Rec	18-19
A Focus On Academics	20-21
Career Services	22-23
Athletic Medicine	24
Strength & Conditioning	25
UTSA Spirit	26-27
Conference USA	28-29
Building Champions	30
NCAA Host Institution	31
This Is San Antonio	32-35
Alamodome	36-37
NCAA Compliance	38

MEDIA INFORMATION

Quick Facts	40
Schedule	40
Timeline	41
Future Schedules	41
Athletics Communications Staff	42
Media Policy	42-43
Alamodome Directions & Parking	44
Local Media Directory	45
Roadrunners Sports Network	45
Opponents Quick Facts	46-47
Conference USA	48-49
Conference USA Composite Schedule	50
Conference USA Championship Game	51
Bowl Synopsis	52-54

SEASON OUTLOOK

Season Outlook	56-57
Numerical Roster	58-59
Alphabetical Roster	60-61
Roster Breakdown	62
Starters Breakdown	63
Pronunciation Guide	63
Depth Chart	64

STAFF

Larry Coker	66-68
Kevin Brown	69
Perry Eliano	70
Polo Gutierrez	71
Tony Jeffery	72
Mike Markuson	73
Neal Neathery	74
Jeff Popovich	75
Charlie Reeve	76
Eric Roark	77
Eddie Benavidez	78
Jeremiah Moeller	78
John Roper	78
Nate Shaw	78
Giovanni Vizza	79
Shane Elder	79
Adam Cain	79
Mike Villa	80

Justin Valentine	80
Lara Goldmann	80
Alex Nicasio	80
Jerry Greeson	80
Rhodie Moss	81
Team Physicians	81
Colin Howlett	81
Charlie Dudley	82
Travis Reust	82
Kyle Stephens	83
Brian Hernandez	83
Lynn Hickey	84
Dr. Ricardo Romo	85
Staff Photo	86

PLAYERS

Player Bios	88-106
-------------	--------

SEASON REVIEW

Individual Honors	108
Schedule/Results	109
Team Statistics	109
Record Breakdown	109
UTSA Game-by-Game Statistics	110
Opponent Game-by-Game Statistics	111
Individual Statistics	112-113
Starters Summary	113
Defensive Statistics	114
Team Captains	114
Superlatives	115
Game Capsules	116-121
Conference USA Season Review	122

RECORD BOOK

Team Single-Season Records	124
Team Single-Game Records	125
Individual Single-Season Records	126-127
Individual Single-Game Records	128
Individual Career Records	129
Opponent Single-Game Records	130
Alamodome Single-Game Records	131
All-Time Results	132
Miscellaneous Records	133
Program Firsts	134
Honor Roll	135
All-Time Letterwinners	136
All-Time Assistant Coaches	136

CREDITS


The 2015 UTSA Football Media Guide is a production of the UTSA Athletics Communications Office. The supplement was designed, written and edited by Assistant AD/Athletics Communications Kyle Stephens and Associate Athletics Communications Director Brian Hernandez with assistance from Assistant Athletics Communications Directors Jordan Korphage and Zena Rex and Graduate Assistant Angelo Sano. Front cover design by Caitlin Murphy.

Photography

AeroPhoto.com, Alamo Bowl, Alamodome, Bryan Bullon, Ross Davis, Patrick Dunn, Burk Frey, Jeff Huehn, Mark McClendon, Mike McLaughlin, Steve Moakley, Tony Moreno, San Antonio Convention and Visitor's Bureau, Schlitterbahn Waterpark Resort, Dave Taylor, University of Miami and Jason Ytuarte.



TAILGATING
UTSA fans begin tailgating in the Alamodome parking lots several hours before kickoff.



THIS IS UTSA

SPirit WALK

Two and a half hours prior to kickoff, Rowdy the Roadrunner leads head coach Larry Coker and the UTSA football team through the Spirit Walk. Fans and the UTSA band and cheerleaders line Hoefgen Avenue as the team makes its way through Sunset Station and Rowdy Town to the Alamodome.





FOOTBALL



ELECTRIC ATMOSPHERE
Thousands of screaming fans, the UTSA Cheerleaders and Pom Squad and the UTSA Marching Band — The Spirit of San Antonio — help create an electric atmosphere in the Alamodome.



BUILDING A

"We are **grateful** to the Board of Regents for their **support** today to enhance our entire sports program and bring UTSA football to San Antonio."

- **UTSA President Ricardo Romo**



Under the lights of Dub Farris Stadium, UTSA held its inaugural practice with 70 players – 28 scholarship and 42 walk-ons.

Sept. 8

UTSA announces its inaugural schedule, with the first game against Larry Coker's alma mater, Northeastern State.

March 13



March 6

UTSA President Dr. Ricardo Romo and Athletics Director Lynn Hickey introduce Larry Coker as the program's first head football coach.

Feb. 3

Roadrunners head coach Larry Coker announced the program's inaugural signing class, which consisted of 25 prep student-athletes.

Nov. 11

UTSA accepted an invitation to join the Western Athletic Conference. The Roadrunners joined their new conference on July 1, 2012.



Dec. 18



The University of Texas System Board of Regents approved UTSA's Athletics Initiative Business Plan, which granted permission to add a football program.

"This is yet **another historic day** for UTSA. We have been working extremely hard for a very long time to reach our goal of joining an FBS conference and today's invitation is a realization of a lot of **hard work** by so many different people."

- **UTSA Athletics Director Lynn Hickey**

PROGRAM

"This is maybe the most awesome game I've ever been around. I'm being totally honest with you."
- **Head Coach Larry Coker**



UTSA kicked off its inaugural season with a 31-3 victory over Northeastern State before an NCAA start-up program record crowd of 56,743 at the Alamodome.

Sept. 3

UTSA officially joins the Western Athletic Conference and begins reclassification to the Football Bowl Subdivision.

July 1

UTSA officially joins Conference USA and enters its final year of reclassification to the Football Bowl Subdivision.

July 1



2011

April 9

More than 4,000 fans were in attendance for the inaugural UTSA Football Fiesta Spring Game presented by Health Texas at the Alamodome.

2012

Nov. 19

The Roadrunners rolled past Minot State, 49-7, in its season finale. The game drew 32,369 fans and that helped UTSA break the NCAA record for average attendance for a first-year program. Competing as a Football Championship Subdivision Independent, the Roadrunners welcomed 35,521 fans per game to the Alamodome in their inaugural campaign.

May 4

UTSA accepted an invitation to join Conference USA. The Roadrunners will join their new conference on July 1, 2013.

2013

Nov. 24

UTSA beat Texas State, 38-31, before 39,032 fans at the Alamodome to cap an 8-4 campaign in their first and only year in the WAC.

2014

Aug. 7

NCAA Division I Board of Directors approves UTSA as an active member of the Football Bowl Subdivision.

"To see how well it was received by the community was gratifying. We were very blessed. We made history."
- **Athletics Director Lynn Hickey**



WHAT THEY'RE



UTSA HEAD COACH LARRY COKER

"We all say we start from scratch when we take over a program, but Larry truly has. They're like a toddler than can sprint."

— Louisiana Tech head coach Skip Holtz

"Coach Coker has always been genuine. I always have appreciated what he has done for the game of football. He's a great fit for UTSA."

— Russell Maryland, former Miami All-American and 1991 NFL Draft overall No. 1 pick

"It's a program that's going to be competing for conference titles, if not winning them. It's a program that's going to lure more highly-touted recruits. It's going to be a program that the city of San Antonio is going to get behind and really support if they're not already. UTSA has so much potential. They have an established name in Larry Coker as a head coach and a wonderful city in San Antonio."

— E.J. Holland, Dave Campbell's Texas Football Associate Editor

"No one, however, should question Coker's ability to get it done. There's too much high school talent in the state of Texas, and Coker has too many friends in the coaching community helping him out."

— Matt Hayes, *The Sporting News*

THE LARRY COKER FILE

Personal

Full name: Larry Edward Coker

Family: Wife, Dianna; Daughter, Lara

Hometown: Okemah, Okla.

Coaching Career

Career record: 83-38 (.686) in 10 seasons

2009-present: UTSA, head coach (23-23)

2001-06: Miami (Fla.), head coach (60-15)

1996-2000: Miami (Fla.), offensive coordinator

1995: Ohio State, assistant coach

1993-94: Ohio State, assistant coach

1990-92: Oklahoma, offensive coordinator

1983-89: Oklahoma State, offensive coordinator

1980-82: Tulsa, offensive coordinator

1979: Tulsa, assistant coach

1977-78: Claremore (Okla.) High School, head coach

1971-76: Fairfax (Okla.) High School, head coach

Honors

2002 *American Football Monthly* National Coach of the Year

2001 AFCA/National Sportscasters & Sportswriters

Association National Coach of the Year

2005 AFCA Region 5 Coach of the Year

2001 AFCA Region 2 Coach of the Year

2001-02 Big East Coach of the Year

2002 Eddie Robinson Coach of Distinction

Highlights

- Guided UTSA to a 7-5 record in 2013, including a 6-2 mark to finish second in the West Division in its first season in Conference USA
- Led UTSA to an 8-4 record in just its second season in 2012
- Led Miami (Fla.) to the 2001 BCS National Championship, the first rookie head coach in 53 years and only second ever to lead a team to the title
- First coach since Walter Camp (1888-89) to go undefeated through first 24 games as a head coach
- Has coached 26 first-team All-Americans and 97 first-team all-conference picks
- Has mentored 90 academic all-conference honorees

Playing Experience

1966-69: Northeastern (Okla.) State, defensive back

Education

• Master's degree in guidance counseling and physical education, Northeastern State, 1973

• Bachelor's degree in history, Northeastern State, 1970

SAYING...

"A monster has been born on the RiverWalk: UTSA is so good, so fast, that it nearly defies logical explanation. The Roadrunners are moving at breakneck speed, which seems fitting. In a short span, this program has gone from irrelevance — the universe before the Big Bang — to the next big thing in Conference USA, a potential monster of a program set to consume all comers in asserting itself as the league's power program."

— Paul Myerberg, *USA Today*



"Throughout his career, Coker consistently has demonstrated a sincerity that has earned him admiration and respect on and off the field."

— David Flores, *San Antonio Express-News* (March 2009)



"UTSA wins again! Lynn Hickey's hiring of Larry Coker is one of the biggest coups in the history of UTSA. Larry has quickly put together an excellent staff. They not only know the game; they have been involved in other very successful startup programs. It is not easy to build any new organization. UTSA has a great advantage in meeting that challenge with the hire of Larry Coker."

— Red McCombs, former *Minnesota Vikings* owner and *San Antonio* businessman

"Larry has a long and great track record as a championship-caliber football coach. Along with his championship style, comes a man of character that all of us coaches recognize and respect."

— Oklahoma head coach Bob Stoops

"What Coker has in his favor is strong enthusiasm from the UTSA student body, alumni and businesses ready for Division I football in the nation's seventh-largest city."

— Chuck Carlton, *The Dallas Morning News*



Larry Coker guided the *Miami Hurricanes* to the 2001 National Championship, capping a 12-0 season with a 37-14 victory over *Nebraska* in the *Rose Bowl*.

MEDIA EXPOSURE



PERSONALIZE SI.COM WITH YOUR FAVORITE PRO AND COLLEGE TEAMS. IT'S FREE!

GET EA NEED FOR SPEED THE RUN FREE! SUBSCRIBE TO US HAVE THE BEST OF US

SI.com COLLEGE FOOTBALL

EXTRA MILEAGE FANSTATION PHOTOS SWIMSUIT FANTASY SPORTSMAN MAGAZINE 50 KIDS HIGH SCHOOL

WFL COLLEGE FOOTBALL MLB NBA COLLEGE BB GOLF NHL RACING SOCCER MMA

MORE VIDEO

COLLEGE HOOPS TICKETS

TICKETCITY Sports Concerts Theaters

Season America SCS Change UTSA Year 1

The Program

After one season as an FCS independent team, Texas-San Antonio will join the WAC for the 2012 football season. In Texas, football is king. So when UT-San Antonio decided to start playing football, a community came together. SI.com chronicled the Roadrunners' first year on the gridiron. **CALL 800991**

Top Story

- Egg Toss - DS 6 100
- Oregon State - DS 78
- Denver - DS 78
- Denver - DS 78
- The East - DS 78
- Memphis - DS 78
- UOP - DS 78
- Auburn - DS 78
- Baylor - DS 78
- Baylor - DS 78
- More news - DS 78

San Antonio Express-News

SA SATURDAY, MARCH 7, 2009 • METRO EDITION • SA THE VOICE OF SOUTH TEXAS SINCE 1885

FIRST FOOTBALL CATCH FOR UTSA

BY DAN McFARNEY

Realistically to begin with, UTSA President Ricardo Romo was on the verge of backing out of the deal.

And Larry Coker? With the many one-liners he fired off during Friday's conversation, he might have been considered a stand-up act rather than joining UTSA's first football coach.

"They talked to so many people. I think they were got to touch with a girl I dated in the ninth grade," Coker joked.

It was that kind of day at the University of Texas at San Antonio's event center — job hard to figure as the school's faculty spent to start a college football team finally began to look like a viable option.

Coker, 60, hadn't coached in two years since he was fired out at the University of Miami

— where he won 60 games and the 2001 Bowl Championship Series title. — following the 2008 season.

However, that pedigree, as well as nearly 30 years of college coaching experience, proved Coker ahead of two other finalists.

UTSA's plan calls for the school to eventually field an NCAA Football Bowl Subdivision program.

Before then, the Roadrunners will cut their teeth in the Football Championship Series, beginning in 2011. That's a way off, but Coker said he can't wait to get started.

Larry Coker won 60 games and the 2001 Bowl Championship Series title while he was at the University of Miami. UTSA President Ricardo Romo is in the background.

It's first and fantastic for UTSA

THE ROTATION COLLEGE

For UTSA, football isn't far away—and neither is winning

Yes, they're ready for football in San Antonio. The nation's seventh largest city doesn't have an NFL franchise or a Division I football team, but it has 28,000-plus students at Texas-San Antonio who voted not once but twice to increase their fees to help fund the school's startup program.

Larry Coker, who won a national title at the other end of the spectrum earlier this decade at Miami, was hired to make it all work. On the day he was introduced last month, more than 500 UTSA students delayed leaving for spring break and packed for a team that won't begin playing (in Division I-AA) until 2011.

"I really questioned their sanity," Coker says. No one, however, should question Coker's ability to get it done. There's too much high school talent in the state of Texas, and Coker, 60, has too many friends in the coaching community helping him out. Among the grizzled Florida Atlantic's Howard Schnellenberger, a guy who knows a little about building programs.

Schnellenberger resurrected a Miami program that was months from shutting down and won a national title there in 1983 before moving on to run around Louisville, where his 1990 team was the school's first 10-game winner. Now he has FAU—restoring its fourth full Division I season—at the top of the Sun Belt Conference.

His advice to Coker: Believe in what you're doing.

"They have the Spurs here; they understand winning," Coker says. "There will be a grace period, but there will come a time when we need to show we can win. And we will."

—Matt J.

SPORTS

mySA.com | Keyword: Sports

Rec Sp Ultimate Frisbee starting bet

DIVISION I FOOTBALL | ROADRUNNERS BEGIN NEW ERA

TOUCHDOWN, UTSA

NO DOUBTS: Regents unanimously approve school's plan to add football. NEXT UP: The program's first coach expected to be hired in early 2009.

UTSA President Ricardo Romo (right) signs an athletic director Lynn Hitchey (left) urges the approval of the decision made. Standing by the University of Texas Board of Regents to approve a football program at the San Antonio campus.

Roadrunners get green light for football

ESPN THE WORLDWIDE LEADER IN SPORTS

USA TODAY

NEWS SPORTS LIFE MONEY TECH TRAVEL OPINION 9/11 CROSSWORD YOUR TAKE MORE

POWERED BY Jive/Comcast

NCAA F

Main Scores Schedule Stand

TOP STORIES

- Rise hungry in Florida State for a title repeat
- LSU's positive learning experience | Tigers
- Georgia's win boiled down to old face, new guy
- Gulliver powers Georgia past Clemson | 100
- After a choppy week, USC responds | Fresno
- Marquette has four TDs | Washington survives
- Go figure: 'Week 1' surprising, shocking too
- No. 2 'Bama escapes WVU behind Sims | 80
- Positive sign for No. 6 Ohio State | Excitement
- Florida uncertain how rain out will be handled
- Auburn routs Arkansas | Florida game poorly
- North Dakota State is scary good | Iowa St.

How UTSA became college football's best startup

By Matt J.

ON THE PHONE

LARRY COKER



UNIVERSITY OF TEXAS SAN ANTONIO HEAD COACH

Challenge of building a football program



Located just a short walk from the center of San Antonio's downtown district, the Alamodome is one of the top football venues in the state of Texas. With a seating capacity of more than 65,000 that includes 56 suites, the facility has hosted an array of football games and other events since its opening in 1993.

FIRST-CLASS FACILITY





The Roadrunners' spacious locker room at the Alamodome is among the finest in the nation. Completed in December 2011, it features more than 100 lockers, a coaches locker room and lounge, flat-screen TVs, a training room, an equipment office, showers and restrooms.



UTSA has averaged 30,384 fans in 24 home games at the Alamodome through the first four seasons.



PARK WEST ATHLETICS COMPLEX

Quick Facts



The 60-acre complex is being built in phases near UTSA's Main Campus on a university-owned tract of land located just inside Loop 1604 near Hausman Road and Kyle Seale Parkway.



When all phases are completed, the complex will feature NCAA Division I-quality stadiums:

- Baseball (4,000 seats)
- Softball (1,500 seats)
- Soccer (5,000 seats)
- Track (5,000 seats)
- Tennis (1,500 seats)



The complex will feature two multi-purpose lighted practice facilities that will be used by the football program.



The complex will include a building that will house office space for coaches and staff, locker rooms, a training room and a strength and conditioning center.

Economic Impact



The complex will generate nearly \$200 million for the local economy during three years of construction and the initial five years of operation.



The first five years of operation will generate an estimated \$63 million in sports tourism spending, as UTSA will work with the city, county and San Antonio Sports to recruit and co-host tourist-destination events in the complex.



UTSA's athletics program currently contributes more than \$27 million annually to the local economy, including operations and the existing sports-tourism base.



The Park West Athletics Complex soccer (above) and track & field (below) facilities were completed in Summer 2013.

To learn more about Park West Athletics Complex and development of future facilities, please contact Brandon Raphael at 210-458-8138

UTSA officially broke ground at the Park West Athletics Complex on April 10, 2012. UTSA President Dr. Ricardo Romo, UTSA Director of Athletics Lynn Hickey, University of Texas System Board of Regents Chairman of the Board William Eugene Powell, District 25 Texas State Senator Jeff Wentworth, Bexar County Judge Nelson Wolff, County Commissioner Kevin Wolff, San Antonio Mayor Julián Castro and City Councilman Reed Williams all attended the groundbreaking along with the UTSA Marching Band and Roadrunners student-athletes.



Park West Athletics Complex will feature multi-purpose lighted football practice fields.

When all phases are complete, the Park West Athletics Complex will include a building that will house office space for coaches and staff, locker rooms, a training room and a strength and conditioning center.



THIS IS UTSA

ABOUT UTSA



The University of Texas at San Antonio was founded on June 5, 1969, by the Texas Legislature to be a "university of the first class."



UTSA serves the San Antonio metropolitan area and the broader region of South Texas through programs and services offered at its Main, Downtown and HemisFair Park campuses and at its Park West Athletics Complex.



With nearly 29,000 students and more than 600 tenured and tenure-track faculty members, UTSA is the third-largest component of the University of Texas System. Ninety-eight percent of its full-time tenured and tenure-track faculty members hold doctorates or equivalent terminal degrees.



UTSA offers 158 degree programs at the bachelor's, master's and doctoral levels in the colleges of Architecture, Construction and Planning; Business; Education and Human Development; Engineering; Liberal and Fine Arts; Public Policy; and Sciences, as well as the Honors College, University College and Graduate School. Its research specialties include health, cybersecurity, energy, sustainability, and human and social development.



The university provides access to excellence for large numbers of historically underserved students: More than half of UTSA's students come from groups underrepresented in higher education and nearly half will be the first in their families to earn a college degree.



As the region's largest generator of engineers, artists, business professionals, teachers, scientists and technology managers, UTSA has produced nearly 107,000 graduates since awarding its first degree in 1974. Moreover, its local annual economic impact is \$1.2 billion and it supports an estimated 15,700 jobs in South Texas.




In addition to the top-tier educational advantages UTSA offers, the university has been recognized for its commitment to serving society. In 2015, it received the distinguished Community Engagement Classification from the Carnegie Foundation for the Advancement of Teaching




Dr. Ricardo Romo, a San Antonio native, became UTSA's fifth president in 1999 and is the first Hispanic president in the university's history.

MAIN BUILDING



In 1973 construction began on UTSA's original campus, now known as the Main Campus, on a 600-acre tract in the rolling foothills of San Antonio's northwest side



UTSA opened the 11-acre Downtown Campus in 1997.



UNIVERSITY CENTER

MISSION STATEMENT

The University of Texas at San Antonio is dedicated to the advancement of knowledge through research and discovery, teaching and learning, community engagement and public service. As an institution of access and excellence, UTSA embraces multicultural traditions and serves as a center for intellectual and creative resources as well as a catalyst for socioeconomic development and the commercialization of intellectual property — for Texas, the nation and the world.



UTSA®



UTSA's cybersecurity program is ranked No. 1 in the nation according to a Ponemon Institute survey of IT professionals.

UTSA is ranked No. 7 in the nation for bachelor's degrees awarded to Hispanics and No. 24 to all minority students according to Diverse Issues in Higher Education's annual report.



CAMPUS LIFE


LAUREL VILLAGE



UTSA has five housing complexes on its Main Campus offering several styles of group living. On-campus housing accommodates more than 4,000 students. Students living on-campus are close to classrooms, the student center, food courts, library, athletics facilities and the student recreation center.

Laurel and Chaparral Villages are villa inspired suites with private bedrooms and a shared living space. Chisholm Hall is a traditional residence hall that offers a great place to find study partners or new friends. University Oaks is apartment living on campus that includes private bedrooms and a full kitchen. Alvarez Hall residents enjoy a private, fully-furnished bedroom with a shared, connecting bathroom, individual floor lounges, laundry facilities, a computer lab and a community kitchen.

CHAPARRAL VILLAGE



UTSA has three libraries — John Peace (JPL), Applied Engineering & Technology and Downtown Campus — that offer a rich blend of resources to support academic work including research assistance, printed materials, electronic books and articles, computers and other technology. Other features include reservable study rooms, high speed KIC scanners, textbooks on reserve, and multimedia equipment for checkout.

ALVAREZ HALL



Through the library's Get It For Me service, students can request books and articles to be delivered to their inboxes or to their library of choice for pick-up, free of charge. Using Library Quick Search, students have easy access to the library's vast collections, including the latest scholarly journals and more than 3,000,000 e-books.



Conveniently located in front of the John Peace Library on the Main Campus, the Sombrilla is a popular gathering place for UTSA students.



UTSA students, faculty and staff have many options for dining on campus.



Real Food on Campus at Roadrunner Café is an all-you-care-to-eat residential restaurant that includes fresh deli sandwiches, brickoven pizza and omelets.



The University Center (UC) Food Court houses Chili's Too, Mooyah, Panda Express and Taco Taco Cafe, while Starbucks, Subway and a C3 Convenience Store are a short walk away.



Other on-campus dining options include Smoothie King inside the Recreation and Wellness Center, Einstein Bros. Bagels in the Biotechnology, Sciences & Engineering Building, P.O.D. Express in the Main Building, Extreme Pita in the Business Building and a Starbucks, Subway, Grille Works, Pizza Hut, Monterey Cafe and C3 Convenience Store at the Downtown Campus.



The John Peace Library (JPL) Food Court houses Chick-fil-A, Subway, Sushic-The Sushi Company, Starbucks, Smoothie King, Papa John's and a C3 Convenience Store.

RECREATION & WELLNESS CENTER



The UTSA Recreation & Wellness Center received the National Intramural and Recreational Sports Association Outstanding Facility Award in 2009.

CAMPUS REC

The UTSA Recreation & Wellness Center is one of the largest campus recreation centers in the state of Texas, containing nearly 300,000 square feet of indoor and outdoor space. The facility consists of six program areas — fitness and wellness, open recreation, intramural sports, club sports, outdoor pursuits and aquatics.



The UTSA Recreation & Wellness Center houses more than 24,000 square feet of weight and cardio space.

Campus Recreation offers personal training, fitness assessments, nutritional guidance and group exercise for no additional fee. Group exercise consists of more than 25 classes ranging from yoga to kickboxing.


The 18,000 square-foot cardio room features numerous machines ranging from tread mills, ellipticals and stationary bikes to rowers and spin bikes.



The Outdoor Aquatics Center features a three-lane lap pool, leisure pool, lazy river, hot tubs, ample lounge space, a pair of beach volleyball courts and a basketball court.



The jogging track, one-sixth of a mile in length, circles above four regulation basketball courts.



The 54-foot rock climbing wall is the largest of its kind on any campus in the state of Texas.

A FOCUS ON

ACADEMIC SERVICES

MISSION STATEMENT

Team Academics was established in order to provide academic services for student-athletes. We provide the necessary academic support services for all student-athletes to be successful in the classroom and pursue an undergraduate degree while competing as an athlete. The center is dedicated to the academic and personal development of all student-athletes.

Consistent with the mission of the University of Texas at San Antonio, the Athletics Department is committed to provide an environment in which student-athletes can be successful academically, athletically and socially. In doing so, the department dedicates itself to absolute compliance with the rules of the University of Texas System, the university, Conference USA and the National Collegiate Athletic Association.

VISION STATEMENT

The UTSA Athletics Department will be successful in its mission when ...

- Student-athletes achieve academically and compete athletically at the highest level and are prepared with skills for life.
- It achieves a level of social responsibility, honesty and integrity higher than is expected by the public and is required by laws, policies, guidelines and rules.
- Athletics is the focal point for school identity, pride and spirit among students, faculty, staff, alumni and the surrounding community.
- The community benefits from public service, affordable entertainment and economic growth derived from athletics.


ACADEMIC SUCCESS

UTSA student-athletes have earned numerous academic awards during the past decade. A league-best 27 Roadrunners were named Southland Conference Student-Athlete of the Year in their respective sports, the conference's top honor for academic and athletics success. UTSA has had 16 student-athletes chosen as an Academic All-American, one of the top honors that can be bestowed upon a collegiate athlete, while 34 have earned Academic All-District accolades since 2003. In the last 10 years, more than 800 student-athletes have earned Southland and Western Athletic Conference academic honors.



ACADEMICS

In April 2009, a state-of-the-art academic learning center opened its doors to UTSA student-athletes. The 4,000 square-foot Bodenstedt Athletic Learning Center houses five study carrels, two large conference rooms, a classroom, computer lab and office space for the Academic Services staff.



**COLIN
HOWLETT**

**ASSOCIATE AD/
ACADEMIC SERVICES**

Colin Howlett was hired in June 2010 as Associate Athletics Director for Academic Services at UTSA. He is responsible for overseeing academic support services for the entire department.

Howlett came to UTSA from Virginia Tech, where he was a member of the Student-Athlete Academic Support Services for 13 years. He began his tenure as Assistant Director in August 1997 and served in that capacity until his promotion to Associate Director in August 2001. He also was the Interim Director from July 2008-January 2009.

While in Blacksburg, Howlett was responsible for developing and implementing academic success programs and providing academic, career and personal counseling to student-athletes in the sports of football, men's and women's cross country, men's golf, men's and women's soccer and women's volleyball. He also assisted in the planning and development of the department's Learning Assistance Program, served as the liaison to the Registrar's Office and to the Office of Services for Students with Disabilities and helped coordinate the tutorial, peer mentor and study hall programs for all student-athletes.

Prior to his tenure at Virginia Tech, Howlett was an Academic/Athletic Counselor at Maine from 1996-97. He also spent two years at Austin Peay where he served as an Academic Services Intern from 1994-95 and as the Interim Compliance Coordinator for six months before joining the staff at Maine.

Howlett earned his bachelor's degree in business administration with an emphasis on human resource management from Susquehanna University in 1990. He received a master's degree in health and physical education with an emphasis in athletic administration from Southern Mississippi in 1994.



SARA GOTHERF
ACADEMIC COORDINATOR



BETH NOTEWARE
LEARNING SPECIALIST



LYDIA PLACZEK
ACADEMIC COORDINATOR

STUDENT-ATHLETE CAREER SERVICES

Connecting UTSA Student-Athletes to Career Development Resources

"There are more than 380,000 student-athletes and most of them go pro in something other than sports."
— NCAA Public Service Announcement

The mission of the UTSA University Career Center is to assist students and alumni in identifying and developing the skills necessary to pursue lifelong career goals.

The Career Center provides comprehensive career planning, job search skill development and a wide range of tools and resources designed to assist students and alumni in conducting a successful job search.

The Career Center's website, *hireroadrunners.com*, contains full-time professional, internship, co-op, work-study and part-time job listings, which are updated daily.

Dozens of employers visit campus each year to interview UTSA students for full-time professional positions, as well as intern, co-op and other jobs. Multiple career fairs are held each semester and are attended by hundreds of employers from a variety of disciplines. These events offer information on full- and part-time jobs, internships and more.

The Career Center employs a total of 13 career counselors, one of which, Stefanie Cisneros, is dedicated to serving student-athletes at UTSA. Individual career counseling appointments are available with counselors to discuss any aspect of your career development. They will use a variety of methods to help you learn more about career interests, including free online career assessments.

In addition, career counselors can assist you in developing job search skills such as resumé writing, interview preparation and networking skills. Throughout the year, a variety of workshops are offered on various career-related topics, including several designed specifically for student-athletes.

CAREER



Why do employers seek student-athletes?

Student-Athletes possess many of the skills and abilities which are often sought by organization recruiters. Characteristics such as mental toughness, self-confidence, and performing under pressure are needed to be successful in any workplace. Listed below are additional qualities athletes can transfer from the playing field into the workplace.

TEN QUALITIES OF TEAM PLAYERS

- Time management
- Teamwork
- Goal-directed
- Competitive
- Confidence
- Persistence and endurance
- Loyalty
- Discipline
- Ability to accept constructive criticism
- Resilience

Adapted from: Bohac, Jennifer. Career Game Plan for Student-Athletes, Prentice Hall, New Jersey, 2000.



SERVICES

Career Center Partner Organizations

Hundreds of employers converge on the UTSA campus each year to participate in career fairs, information sessions and networking events and as guest speakers for workshops and in classrooms.

Listed below is a sampling of just a few of the organizations with which the Career Center partners. Organizations marked with an asterisk have previously hired UTSA student-athletes for internships or full-time positions.

AT&T *
bp Energy *
Capital Group Companies
CIA
CPS Energy
Deloitte and Touche, LLP *
Enterprise *
Ernst & Young LLP
FBI
Frost Bank
Harlandale ISD
HEB
Hyatt Hotels and Resorts *
Judson ISD *
KPMG LLP
Marcus & Millichap Real Estate Investment *
Medtronic *
Microsoft Corporation
NASA
National Security Agency
New York Life
Northeast ISD
Northrop Grumman
Northside ISD
Northwestern Mutual
NuStar Energy
Padgett Stratemann & Co., LLP
Pape-Dawson
Pepsi Bottling Group
Planto Roe Financial Services, Inc.
Raytheon
San Antonio ISD
Sapient Financial Group
Southwest ISD
Southwest Research Institute
South San Antonio ISD
Sportball Systems, Inc.
Spurs Sports and Entertainment
Target Corporation *
TCEQ
Tesoro Companies, Inc.
Toyota
Union Pacific Railroad
United States Census Bureau
U.S. Department of State
U.S. Marshals
USAA
Valero Energy Corporation
Veteran's Administration
Walgreens *
Walt Disney World
Wells Fargo
Westin
YMCA
Zachry Holdings, Inc.



STEFANIE CISNEROS

STUDENT-ATHLETE CAREER COUNSELOR

Stefanie Cisneros is in her eighth year as career counselor for all UTSA student-athletes and her 15th year as a staff member at the UTSA Career Center Office.

During her tenure, Cisneros has had the opportunity to speak to national audiences through professional presentations at the Southern Association of Colleges and Employers Annual Conference, the American Humanics Management Institute, the California Association for Counseling and Development Regional Conference and as a co-presenter at the National Careers Conference. Her most recent presentation, *"Transfer the Magic from Playing Field to Career Field"*, addressed the career development needs of student-athletes and best practices for working effectively with student-athlete populations and athletics departments.

Cisneros is currently involved in several professional organizations, including memberships in the National Career Development Association (NCDA), Southern Association of Colleges and Employers (SoACE) and the National Association for Colleges and Employers (NACE).

Cisneros graduated from UTSA in 2001 with a bachelor of science degree in kinesiology and completed a master of arts degree in community counseling from UTSA in 2008.



ATHLETIC MEDICINE

The UTSA Athletic Training Department is committed to providing the highest standard of sports medicine care to all Roadrunners student-athletes. This includes education, prevention, evaluation, recognition, treatment and rehabilitation of injuries and illnesses associated with athletic participation. Referral necessary for additional medical and psychological evaluation and treatment is also provided. The athletics training staff is dedicated to this mission and compliance with UTSA, Conference USA and NCAA rules and regulations.

The UTSA training staff works under the direction of Associate Athletics Director for Athletic Medicine, Jerry Greeson. All of the physicians that work with the training staff come from the University of Texas Health Science Center Medical School and those physicians, along with selected non-physicians, compose the sports medicine team.

The training staff is responsible for the care, prevention and rehabilitation of athletic injuries, taping and wrapping procedures, emergency situations should they occur, attendance of practices and home and away events that occur to 17 intercollegiate sports. UTSA student-athletes receive care from a centralized training center which has state-of-the-art therapeutic modalities and rehabilitation equipment to give student-athletes the best care available.

UTSA student-athletes receive care from a centralized training center, which has state-of-the-art therapeutic modalities and rehabilitation equipment to give them the best care available.



JERRY GREESON
ASSOCIATE A.D./
ATHLETIC MEDICINE



BRENNA ELLIS
ASSOCIATE HEAD
ATHLETIC TRAINER



RHODIE MOSS
ASSISTANT ATHLETIC
TRAINER



JOSH MODICA
ASSISTANT ATHLETIC
TRAINER



MEGHAN MCCAFFREY
ASSISTANT ATHLETIC
TRAINER



SCOTT WILLIAMS
ASSISTANT ATHLETIC
TRAINER

Intern: Kyle Kratzenberg

MEDICAL CONSULTANTS

Richard Holcomb, Jaime Garza, Hector Lopez,
Timothy Palomera, David Schmidt

STRENGTH & CONDITIONING

UTSA student-athletes are running faster and getting stronger thanks to a commitment to an enhanced strength and conditioning program and the renovated Patrick Clynes Family Strength & Conditioning Center.



MISSION STATEMENT

The UTSA Strength & Conditioning Department provides athletes the means by which they can train consistently, sensibly and systematically over designated periods of time in a safe, clean and professional environment to help prevent injury and improve athletics performance.

PHILOSOPHY

The philosophy of the University of Texas at San Antonio strength & conditioning program adheres strictly to the three proven scientific principles of adaptation ...

SPECIFICITY

The transfer of a training adaptation to a gain in competition performance.

OVERLOAD

Adaptation takes place when the magnitude of training is greater than normal and is achieved by prescribing the correct number of sets, repetitions and intensity of effort. The primary focus is the muscular and energy systems' adaptation to overload.

PERIODIZATION

Training phases must be planned so that speed, agility, power and endurance will peak during the most important competitions.

STRENGTH & CONDITIONING STAFF



CHARLIE DUDLEY
DIRECTOR



TRAVIS REUST
ASSOCIATE DIRECTOR



DERRICK JENKINS
ASSOCIATE DIRECTOR



UTSA SPIRIT

THE MASCOT

The Roadrunner, a bird representative of the Texas Hill Country and the Southwest, was voted the UTSA mascot in 1977, defeating the armadillo in a student election. The choice was officially adopted in early 1978.



Rowdy the Roadrunner was ranked No. 12 on Yahoo! Sports' Top 25 Most Unique Mascots

THE SCHOOL COLORS

Official colors of the University of Texas System are orange and white. Upon recommendation from the UTSA Student Representative Assembly, the Board of Regents approved the addition of navy blue to the orange and white for UTSA's colors for athletics competition.



UTSA FIGHT SONG

*Go, Roadrunners, Go!
On to vict'ry with all your might.
Fight, Roadrunners, Fight!
For the Blue and the Orange and the White.
We fight for U-T-S-A
Alma Mater proud and strong.
Win, Roadrunners, Win!
And unite in our battle song.*



THE ALMA MATER

Music to "Hail UTSA," the alma mater of the University of Texas at San Antonio, was composed by Dr. Joe Stuessy, Professor of Music. Lyrics were written by Dr. Alan Craven, Director of the Division of English, Classics and Philosophy at UTSA.

HAIL UTSA

*From our hills of oak and cedar
To the Alamo
Voices raised will echo
As, in song, our praises flow.
Hail Alma Mater!
Through the years our loyalty will grow.
The University of Texas at San Antonio*



CONFERENCE USA



On May 4, 2012, UTSA accepted an invitation to join Conference USA. The Roadrunners officially joined the league on July 1, 2013, and now compete against teams from Charlotte, Florida Atlantic, FIU, Louisiana Tech, Marshall, Middle Tennessee, North Texas, Old Dominion, Rice, Southern Miss, UAB, UTEP and Western Kentucky.

"Today is another outstanding day to be a Roadrunner. We are very excited about our new partnership with Conference USA. It is a great fit for us, and it is a significant step forward for the University and the entire city of San Antonio."
— UTSA President Dr. Ricardo Romo

"We are pleased to welcome UTSA to Conference USA. They are an amazing University in a very dynamic and vibrant city. Without a doubt, they will be a good fit for us. What is truly impressive is the way they launched their football program, which is a tribute to the strong leadership in place."
— Conference USA Commissioner Britton Banowsky



UTSA Director of Athletics Lynn Hickey, UTSA President Dr. Ricardo Romo and Chairman of the Greater San Antonio Chamber of Commerce Football Task Force John Montford announced the University's move into Conference USA in a press conference on May 4, 2012.



UTSA BY THE NUMBERS

- 7** Conference USA Championships
- 15** Conference USA Superlative Awards
- 19** Conference USA Individual Champions
- 18** Conference USA All-Academic Team members
- 54** Conference USA Academic Medal winners
- 64** All-Conference USA selections
- 279** Conference USA Commissioner's Honor Roll members

** as of July 1, 2015*



BUILDING CHAMPIONS

2014-15 UTSA ACCOMPLISHMENTS

- Three Conference USA Championships (men's tennis, men's outdoor track & field, volleyball)
- Seven All-Americans
- Three C-USA Coaches of the Year (Aaron Fox, men's outdoor track & field; Laura Groff, volleyball; Jeff Kader, men's tennis)
- More than 30 All-C-USA honorees
- Capital One Academic All-American and National Football Foundation Scholar-Athlete (Nate Leonard)
- Eight C-USA All-Academic Team members
- 31 C-USA Academic Medal winners (3.75 GPA or better)
- 137 student-athletes on the C-USA Commissioner's Honor Roll



Led by AVCA All-Americans Dajana Boskovic and Jessica Waldrip, UTSA captured its second straight Conference USA regular season crown with a 15-1 league record in 2014.



The men's track & field team successfully defended their Conference USA Outdoor title in May 2015, marking the 10th straight year UTSA has won either an indoor or outdoor league championship.



Led by Conference USA Player of the Year Tomas Stillman, the men's tennis team claimed its second league title in the last four years by running through the 2015 C-USA Championship bracket in April.

NCAA HOST INSTITUTION

UTSA has served as the host institution for 17 NCAA Championship events since 1998 and will welcome the 2018 Men's Final Four to the Alamodome.

UTSA's NCAA Championship Legacy

- 1997 Men's Basketball Midwest Regional
- 1998 Men's Final Four
- 1998 Men's Golf Central Regional
- 2001 Men's Basketball Midwest Regional
- 2002 Women's Final Four
- 2003 Men's Basketball South Regional
- 2004 Men's Final Four
- 2005 Women's Volleyball Championship
- 2006 Women's Basketball San Antonio Regional
- 2007 Men's Basketball South Regional
- 2008 Men's Final Four
- 2010 Women's Final Four
- 2011 Men's Basketball Southwest Regional
- 2011 Women's Volleyball Championship
- 2014 Men's Basketball Second & Third Rounds
- 2014 Men's Golf San Antonio Regional
- 2015 Women's Golf Central Regional



ABOUT SAN ANTONIO



San Antonio has a population of approximately 1.4 million, making it the nation's seventh-largest city. San Antonio was the fastest growing of the 10 largest cities from 2000-10.



With more than 20 million visitors per year, San Antonio is one of the top tourist destinations in the United States.



San Antonio boasts some of the state's most-visited attractions: The Alamo, The River Walk, SeaWorld® San Antonio and Six Flags® Fiesta Texas®.



Settled in 1718, San Antonio is one of the American West's oldest cities and its rich history surfaces in its architecture, neighborhoods, food, culture and traditions.



With 300 days of sunshine annually and an average temperature of 70 degrees, San Antonio is an ideal destination year round.



San Antonio has 14,518 acres of parks and 118 miles of mostly urban hike-and-bike trails in the metropolitan area.



San Antonio boasts one of the largest military concentrations in the country with Fort Sam Houston, Lackland Air Force Base and Randolph Air Force Base located in the city.



San Antonio is home to five Fortune 500 companies: Valero Energy, Tesoro Corporation, USAA, CST Brands, iHeartMedia.



The largest medical research and care provider in South Texas, the South Texas Medical Center, calls San Antonio home.




San Antonio is a sports town, as it is home to five professional sports franchises: the five-time NBA Champion Spurs, the WNBA's Stars, the American Hockey League's Rampage, the San Diego Padres' Double-A affiliate Missions and the North American Soccer League's Scorpions.



San Antonio is a sports destination, as it annually hosts the Valero Alamo Bowl, the U.S. Army All-American Bowl, the PGA Tour Valero Texas Open and the Champions Tour AT&T Championship. The city also has hosted three NCAA Men's Final Fours, two Women's Final Fours, six NCAA Basketball Regionals, three Big 12 Football Championship Games and Dallas Cowboys Training Camps.

THE ALAMO





THIS IS



TOWER OF THE AMERICAS



SAN ANTONIO



SAN ANTONIO

A DESTINATION CITY

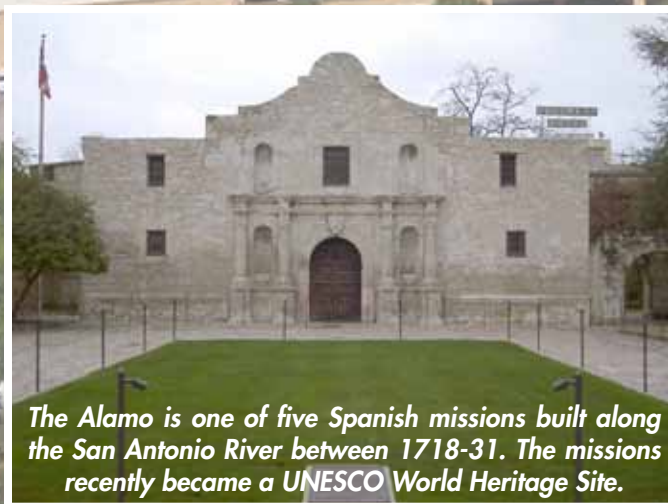
It's easy to see why more than 20 million people visit San Antonio each year. With 300 days of sunshine annually and an average temperature of 70 degrees, the nation's seventh-largest city is an ideal destination year round. The Alamo City boasts some of the state's most visited attractions: The Alamo, The River Walk, SeaWorld® San Antonio and Six Flags® Fiesta Texas®.



Schlitterbahn, in nearby New Braunfels, is the world's top-ranked waterpark.



Two of the nation's top theme parks, SeaWorld (left) and Six Flags Fiesta Texas, call San Antonio home.



The Alamo is one of five Spanish missions built along the San Antonio River between 1718-31. The missions recently became a UNESCO World Heritage Site.



Mission Concepcion





Mission San Juan



Mission San José



Mission Espada



Hundreds of hotels, restaurants, night spots and shops line the city's urban core, including the magical River Walk.



The River Walk is one of the most visited tourist attractions in the state of Texas.

ALAMODOME




The Alamodome is scheduled to receive \$42 million in renovations in advance of the 2018 NCAA Men's Final Four. Improvements include wider concourses, new concession areas, a beer garden and outdoor terraces that will sit atop new wings on the east and west side of the stadium as well as larger locker rooms, an expanded media room and the addition of new LED video walls and ribbon board technology. In all, the additions will consist of 55,000 square feet of new space and the project is expected to be completed by May 2017.

Located just a short walk from the center of San Antonio's downtown district, the Alamodome is one of the top football venues in the state of Texas. With a seating capacity of more than 65,000 that includes 56 suites, the facility has hosted an array of annual football games, including the Valero Alamo Bowl, the *Dave Campbell's Texas Football Classic* and the U.S. Army All-American Bowl along with serving as the home of the UTSA Roadrunners. The Alamodome has hosted three Big 12 Championship Games and four Dallas Cowboys Training Camps and it served as the home stadium for the New Orleans Saints, who were displaced because of Hurricane Katrina, during much of the 2005 NFL season.

alamodome
SAN ANTONIO



HOME OF THE ROADRUNNERS



UTSA set NCAA startup program records for inaugural game (56,743) and average season (35,521) attendance in 2011 and have averaged 30,384 fans through the first four campaigns at the Alamodome.



NCAA COMPLIANCE

THE NCAA RULES AND FANS

Compliance with NCAA rules is one of the highest priorities for our athletics program and institution. As a member of the NCAA, the University of Texas at San Antonio is accountable for the actions of its boosters and fans. Even the best-intentioned action on a fan's part may be a violation of NCAA rules. Please contact the UTSA Compliance Office if you have any questions concerning what is permissible. Inquiries should be directed to the UTSA Compliance Office at this address:

UTSA Compliance Office
Intercollegiate Athletics
One UTSA Circle
San Antonio, TX 78249
Phone: (210) 458-5493

REPRESENTATIVES OF ATHLETICS INTERESTS

A "representative of UTSA's athletics interests," or booster, is anyone who:

- Has ever participated in or is currently a member of the various athletics department support groups;
- Has made a donation to the athletics program;
- Has helped arrange summer and/or vacation employment for student-athletes; or
- Has been involved, in anyway, in the promotion of UTSA's athletics program

EXTRA BENEFITS

Prospective and current student-athletes may not receive extra benefits. An extra benefit is any special arrangement by an institutional employee or representative of the institution's athletic interests to provide a student-athlete or his/her family a benefit not authorized by NCAA legislation. Extra benefits would include, but are not limited to:

- An employment arrangement for a prospect's relatives;
- Gifts of clothing or equipment;
- Cosigning of loans;
- Providing loans to a prospect's relatives or friends;
- Cash or like items;
- Use of an automobile;
- Any tangible items, including merchandise;
- Free or reduced-cost services, rentals or purchases of any type;
- Free or reduced-cost housing
- Use of a college's athletic equipment;
- Sponsorship of or arrangement for an awards banquet for high school, prep school or two-year college athletes by a college, athletics representative or its alumni groups;
- Employment of a student-athlete at a rate higher than the wages paid for similar work; and
- Payment to a student-athlete for work not performed.

RECRUITING

Only coaches and athletics department staff may be involved in the recruiting process. Athletic representatives are prohibited from contacting a prospective student-athlete or members of his/her family by telephone, letter, e-mail, or in person for the purpose of encouraging participation in athletics at The University of Texas at San Antonio. This includes contacting prospective student-athletes on social media (Facebook, Twitter, etc.) The prohibition remains in effect even after the prospect signs a national letter-of-intent (scholarship offer). You can do your part by forwarding names of any potential recruits to the UTSA coaching staffs.

PROSPECTIVE STUDENT-ATHLETE

A prospective student-athlete is a person who has started classes for the ninth grade. You can become a prospect even if you have not started the ninth grade, if a college gives you or your relatives any financial aid help or other benefits that it does not give others.

Before a prospect can make an official visit to UTSA, he/she must present (1) a score from a PSAT, SAT or ACT test (through an official high school or testing agency), (2) an academic transcript, and (3) must register with the NCAA Eligibility Center and must be placed on the institution's Institution Request List with the NCAA Eligibility Center.

VISITING UTSA

OFFICIAL VISIT:

An "official visit" is a visit paid in whole or in part by the university and cannot exceed 48 hours in length. A prospect can make a total of five official visits, with a limit of only one per university.

UNOFFICIAL VISIT:

An "unofficial visit" is a visit made at the prospect's own expense. The university may provide (a) three complimentary tickets to an on-campus athletics event in which the university's team is competing and (b) transportation to view off-campus practice and competition sites within a 30-mile radius. Prospects can make as many unofficial visits as they want.

More information concerning recruiting and initial eligibility can be found online at:

ncaa.org
goUTSA.com



MEDIA INFORMATION





2015 UTSA FOOTBALL QUICK FACTS

General Information

Name _____ The University of Texas at San Antonio
 Nickname _____ Roadrunners
 Colors _____ Navy Blue (289), Orange (1665) and White
 Founded _____ 1969
 Enrollment _____ 28,628 (24,342 undergraduate)
 President _____ Dr. Ricardo Romo (Texas '67)
 Athletics Director _____ Lynn Hickey (Ouachita Baptist '73)
 Athletics Department Phone _____ (210) 458-4161
 Ticket Office Phone _____ (210) 458-8872
 Affiliation _____ NCAA Division I Football Bowl Subdivision
 Conference _____ Conference USA (West Division)
 Stadium (Capacity) _____ Alamodome (65,000)
 Playing Surface _____ Field Turf
 Press Box Phone _____ (210) 704-6200

Coaching Staff

Head Coach _____ Larry Coker (Northeastern State '70)
 Career Record (Years) _____ 83-38/.686 (10)
 Record at UTSA (Years) _____ 23-23/.500 (4)
 Assistant Coaches _____
 Kevin Brown (offensive coordinator/quarterbacks),
 Perry Eliano (special teams coordinator/safeties),
 Polo Gutierrez (running backs), Tony Jeffery (receivers),
 Mike Markuson (offensive linemen), Neal Neathery (defensive
 coordinator/linebackers), Jeff Popovich (cornerbacks),
 Charlie Reeve (tight ends), Eric Roark (defensive linemen)
 Graduate Assistant Coaches _____
 _____ Giovanni Vizza (offense), Jeremiah Moeller (offense),
 _____ Nate Shaw (defense), John Roper (defense)
 Quality Control _____ Eddie Benavidez (special teams)
 Strength & Conditioning Coach _____ Charlie Dudley
 Assistant AD/Football _____ Shane Elder
 Director of Operations _____ Adam Cain
 Assistant AD/Equipment Manager _____ Mike Villa
 Video Coordinator _____ Alex Nicasio
 Associate AD/Athletic Medicine _____ Jerry Greeson
 Administrative Associate _____ Lara Goldman
 Football Office Phone _____ (210) 458-5011

Team Information

2014 Record _____ 4-8/.333
 2014 Conference Record (Finish) _____ 3-5 (4th C-USA West)
 Letterwinners Returning/Lost _____ 31/32
 Starters Returning (O/D/ST) _____ 6 (2/4/0)
 Starters Lost (O/D/ST) _____ 18 (9/7/2)
 Offensive Formation _____ Multiple
 Defensive Formation _____ 4-2-5

Program History

First Year _____ 2011
 All-Time Record _____ 23-23/.500
 All-Time Conference Record _____ 12-10 (C-USA 2013-14/WAC 2012)

Athletics Communications

Assistant AD (coaches contact) _____ Kyle Stephens
 Email _____ kyle.stephens@utsa.edu
 Office Phone _____ (210) 458-4551
 Cell Phone _____ (210) 887-3636
 Associate Director (players contact) _____ Brian Hernandez
 Email _____ brian.hernandez1@utsa.edu
 Office/Cell Phone _____ (210) 269-7110
 Assistant Directors _____ Jordan Korphage, Zena Rex
 Graduate Assistant _____ Angelo Sano
 Mailing Address _____ One UTSA Circle, San Antonio, TX 78249
 Overnight Address _____ 5710 West Hausman Road, Suite 101
 _____ San Antonio, TX 78249
 Fax _____ (210) 458-4569
 Website _____ goUTSA.com

2015 Schedule

Date	Opponent (TV)	Time (CT)
Sept. 3	_____ at Arizona (PAC-12)	_____ 9 p.m.
Sept. 12	_____ Kansas State (FS1)	_____ 11 a.m.
Sept. 19	_____ at Oklahoma State (FS1)	_____ 2:30 p.m.
Sept. 26	_____ Colorado State (CBSSN)	_____ 6 p.m.
Oct. 3	_____ at UTEP ^ (KMYS)	_____ 7 p.m.
Oct. 10	_____ Louisiana Tech (ASN)	_____ 6 p.m.
Oct. 17	_____ at Southern Miss ^ (ASN)	_____ 6 p.m.
Oct. 31	_____ at North Texas ^ (ASN)	_____ 6 p.m.
Nov. 7	_____ Old Dominion ^ ~ (ASN)	_____ 6 p.m.
Nov. 14	_____ at Charlotte ^ (FS)	_____ TBA
Nov. 21	_____ Rice ^ (ASN)	_____ 6 p.m.
Nov. 28	_____ Middle Tennessee ^ (FCS)	_____ 1:30 p.m.
Dec. 5	_____ C-USA Championship (ESPN/ESPN2)	_____ TBA

subject to change · home games in bold
 ^ Conference USA game · ~ Homecoming Game
 (PAC-12) Pac-12 Networks · (FS1) FOX Sports 1
 (CBSSN) CBS Sports Network · (KMYS) CW35 San Antonio
 (ASN) American Sports Network
 (FS) FOX Sports (network TBA) · (FCS) FOX College Sports



UTSA FOOTBALL TIMELINE

Dec. 18, 2008

The University of Texas System Board of Regents approved UTSA's Athletics Initiative Business Plan, which granted permission to add a football program.

March 6, 2009

Larry Coker introduced as head football coach.

Feb. 3, 2010

First recruiting class signed.

Sept. 8, 2010

First practice held at Dub Farris Stadium.

Nov. 11, 2010

UTSA received and accepted an invitation to join the Western Athletic Conference (WAC) beginning on July 1, 2012.

April 9, 2011

Inaugural UTSA Football Fiesta Spring Game held at the Alamodome.

Aug. 5, 2011

UTSA players reported for first fall camp.

Sept. 3, 2011

UTSA defeated Northeastern State, 31-3, in front of an NCAA startup program inaugural-game record 56,743 fans at the Alamodome.

Fall 2011

UTSA posted a 4-6 record and established an NCAA startup program record average home attendance of 35,521 as a Football Championship Subdivision (FCS) independent.

May 4, 2012

UTSA received and accepted an invitation to join Conference USA beginning on July 1, 2013.

Fall 2012

UTSA posted an 8-4 overall record and finished fourth in the WAC with a 3-3 mark in their first of two years of reclassifying to the Football Bowl Subdivision (FBS). The Roadrunners did not count as an FBS opponent toward bowl eligibility.

Fall 2013

UTSA recorded a 7-5 record against 12 FBS opponents in its second year of reclassifying, including a 6-2 mark in its first season in Conference USA. The Roadrunners met all FBS requirements and counted as an FBS opponent toward bowl eligibility.

Fall 2014

UTSA finished 4-8 overall and 3-5 in Conference USA in its first season as a full-fledged member of the FBS.

FUTURE SCHEDULES

2016

Sept. 3 **Alabama State** San Antonio, Texas
 Sept. 10 **at Colorado State** Fort Collins, Colo.
 Sept. 17 **Arizona State** San Antonio, Texas
 Nov. 12 **at Texas A&M** College Station, Texas

2017

Sept. 2 **Southern** San Antonio, Texas
 Sept. 9 **at Baylor** Waco, Texas
 Sept. 23 **at Texas State** San Marcos, Texas

2018

Sept. 1 **at Arizona State** Tempe, Ariz.
 Sept. 8 **Baylor** San Antonio, Texas
 Sept. 15 **at Kansas State** Manhattan, Kan.
 Sept. 22 **Texas State** San Antonio, Texas

2019

Sept. 7 **at Baylor** Waco, Texas
 Nov. 2 **at Texas A&M** College Station, Texas

2020

Sept. 12 **at Texas State** San Marcos, Texas

2021

Sept. 11 **Texas State** San Antonio, Texas

2022

Sept. 10 **at Texas State** San Marcos, Texas

2023

Sept. 9 **Texas State** San Antonio, Texas

2024

Sept. 7 **at Texas State** San Marcos, Texas

2025

Sept. 6 **Texas State** San Antonio, Texas

*schedule is tentative and subject to change
 home games in **bold** and played at Alamodome*



MEDIA INFORMATION

ATHLETICS COMMUNICATIONS



Kyle Stephens

*Assistant Athletics Director/
Athletics Communications
Primary Football Contact (Coaches)*

p: (210) 458-4551
e: kyle.stephens@utsa.edu



Brian Hernandez

*Associate Athletics
Communications Director
Secondary Football Contact (Players)*

p: (210) 458-4907
e: brian.hernandez1@utsa.edu

Office Fax: (210) 458-4569

Website: goUTSA.com

UTSA Shipping Address:

UTSA Athletics Communications
5710 W. Hausman Road, Suite 101
San Antonio, TX 78249

Alamodome Shipping Address:

Alamodome (Attn: Kyle Stephens)
100 Montana Street
San Antonio, TX 78202



Jordan Korphage

*Assistant Athletics
Communications Director*

p: (210) 458-4930
e: jordan.korphage@utsa.edu



Zena Rex

*Assistant Athletics
Communications Director*

p: (210) 458-6460
e: zena.rex@utsa.edu

FOLLOW UTSA ON SOCIAL MEDIA

UTSA Athletics

facebook.com/UTSAAthletics
instagram.com/UTSAAthletics
pinterest.com/UTSAAthletics
twitter.com/UTSAAthletics
youtube.com/UTSASID

UTSA Football

facebook.com/UTSAFTBL
twitter.com/UTSAFTBL
twitter.com/LarryCoker
youtube.com/UTSAFootballVideo

UTSA MEDIA POLICY

MEDIA COVERAGE

The UTSA Athletics Communications Office assists members of the media with their coverage of all 17 Roadrunners sports by coordinating interviews and providing feature ideas, notes, statistics and any other information needed. Media members may check the athletics department's website — goUTSA.com — for the latest information on all UTSA sports.

FOOTBALL SEASON CREDENTIALS

Season credentials and parking requests for UTSA home games must be requested by emailing Associate Athletics Communications Director Brian Hernandez (brian.hernandez1@utsa.edu). Only media covering the Roadrunners on a consistent basis and on assignment will be considered. A lost season credential will result in passes being issued on a game-by-game basis, if available. The deadline for requesting season credentials and parking for the 2015 season is Friday, Aug. 14.

FOOTBALL SINGLE-GAME CREDENTIALS

Credential and parking requests for individual home games should be emailed to Associate Athletics Communications Director Brian Hernandez (brian.hernandez1@utsa.edu) by 5 p.m. on Wednesday of the respective week, but early requests are encouraged and appreciated. Credentials only will be granted to media on assignment. For UTSA road games, please contact Assistant Athletics Director for Communications Kyle Stephens (kyle.stephens@utsa.edu) by noon on Monday of the preceding week for the game you wish to cover and include any parking needs you may have. These lists are submitted to the host school's SID by Wednesday the week before, so that credentials can be shipped back to our office for local distribution.

NON-FOOTBALL CREDENTIALS

Media wishing to apply for credentials to cover other UTSA home events should send a request to the Athletics Communications Office for the sport they wish to cover at least 24 hours prior to the event. These

credentials WILL NOT allow access to cover UTSA home football games.

CREDENTIAL WILL CALL

Credentials can be mailed upon request or picked up in person with proper identification at the Athletics Communications Office, which is located at 5710 West Hausman Road, Suite 101 in the University Heights Tech Center. For home football games, media that has not yet received credentials may pick those up beginning three hours prior to kickoff at the Alamodome Media Entrance (east 50-yard line).

FOOTBALL GAME DAY PARKING

Media may park in Lot A (south of Alamodome/northeast corner of IH-37 & Cesar Chavez Boulevard interchange) with a UTSA Football Game Day Parking Pass only. Requests must be made to Assistant Athletics Director for Communications Kyle Stephens (kyle.stephens@utsa.edu) and/or Associate Athletics Communications Director Brian Hernandez (brian.hernandez1@utsa.edu)



at least one week in advance. Passes are issued on a single-game basis only and there are limited quantities per game. There are no season parking passes for UTSA football games. Satellite trucks may park in Lot A for a fee and must reserve spaces by contacting Jason Bippert of the Alamodome at (210) 207-3629 or jbippert@alamodome.com.

NON-GAME DAY MEDIA PARKING

Media needing to drive onto UTSA's Main Campus for interviews may request a visitor parking permit by contacting the UTSA Athletics Communications Director for the sport they are covering at least 24 hours in advance of arrival.

ALAMODOME ACCESS

All media members must enter the Alamodome through the media entrance located on the east 50-yard line. The entrance and all press work areas will open three hours prior to kickoff. No media members will be allowed to enter the Alamodome through the South Loading Dock. A UTSA-issued credential or game ticket is required for entrance to all home football games.

PRESS BOX SERVICES

The Alamodome press box, located on the Mezzanine Level (Level 3) of the east side of the facility, will open three hours prior to kickoff for all home football games. A UTSA-issued credential is required for entrance to the press box. The media meal will be served approximately two hours prior to kickoff. Game notes, flip cards, game programs, official stats, notes and quotes will be provided. Wireless Internet access is complimentary for working media members. Media members who wish to order a dedicated Internet connection or telephone line must contact Jason Bippert of the Alamodome at jbippert@alamodome.com or (210) 207-3629. Seats will be assigned according to UTSA's credential criteria.

LIVE STATISTICS

UTSA will provide live statistics online at goUTSA.com for all home events and real-time statistics to credentialed media through a private URL that will be provided on football game days.

PHOTOGRAPHERS/VIDEOGRAPHERS

Photographers and videographers on assignment are welcome to shoot all UTSA home events with proper credentials requested through the Athletics Communications Office. For sideline access at home football games, photographers and videographers will be required to check in for a photo vest. A work room is located in Meeting Room A near the northeast tunnel to the field and it is equipped with complimentary hard-wired and wireless Internet access, flip cards, game programs and refreshments. Photographers

who wish to order a dedicated Internet connection must contact Jason Bippert of the Alamodome at jbippert@alamodome.com or (210) 207-3629. Photographers and videographers will not have a reserved seat in the Alamodome press box. Upper photo and video area requests should be made in the press box at least two hours prior to kickoff.

POSTGAME INTERVIEW ROOMS

Postgame interview rooms for all home football games are located on the east side of the Alamodome across from the visiting team locker room on the Field Level (Level 1). UTSA will hold a postgame press conference for head coach Larry Coker and selected players after a 10-minute cooling off period. Additional requested coaches and players will be made available in the UTSA interview room following the press conference. The UTSA locker room is closed and there will be no interviews conducted on the field except for the television network that is broadcasting the game. The visiting team interview room is located immediately adjacent to the UTSA interview room in the Green Room. All requests should be made with the visiting team's SID. UTSA will provide escorts for media to the sidelines with five minutes remaining in the fourth quarter and to the postgame interview rooms.

INTERVIEW POLICY

All interviews with UTSA student-athletes and coaches must be arranged at least 24 hours in advance by contacting the Athletics Communications Office. Telephone interviews are available to the media on a "call-back" basis ONLY and at a time that is convenient for the interviewee. Contact information (i.e., cell phone numbers) for student-athletes and coaches WILL NOT be provided to the media.

FOOTBALL MEDIA AVAILABILITY

During the season, UTSA football coaches and student-athletes will be available during a Monday Media Roundtable session and post-practice on Tuesdays (offense) and Wednesdays (defense). All requests should be made by Sunday evening of game weeks to Assistant Athletics Director for Communications Kyle Stephens (kyle.stephens@utsa.edu) and/or Associate Athletics Communications Director Brian Hernandez (brian.hernandez1@utsa.edu).

MONDAY FOOTBALL MEDIA ROUNDTABLE

UTSA will host a media roundtable session each Monday of a game week on the Main Campus. Head coach Larry Coker will be available from 9:30-10 a.m., while requested student-athletes will be available from 10-11 a.m. Contact Assistant Athletics Director for Communications Kyle Stephens (kyle.stephens@utsa.edu) and/or Associate

Athletics Communications Director Brian Hernandez (brian.hernandez1@utsa.edu) for more details and parking instructions.

PRACTICE POLICIES

Roadrunners football practices will be held on UTSA's Main Campus (unless otherwise noted). Practices are closed, but portions of selected practices are open to members of accredited media outlets with a UTSA-issued credential (subject to change). Media planning to shoot this portion of practice should contact Assistant AD for Communications Kyle Stephens (kyle.stephens@utsa.edu) and/or Associate Athletics Communications Director Brian Hernandez (brian.hernandez1@utsa.edu) to confirm arrangements and practice times. Requested coaches and student-athletes will be available to the media post-practice on Tuesdays (offense) and Wednesdays (defense) during the season and other selected practices during fall and spring camps. Questions pertaining to practice schedules and specific media information regarding coverage for all other sports may be directed to the UTSA Athletics Communications Office.

CONFERENCE USA

Conference USA provides digital media guides, notes, league statistics and standings, logos and video content online at conferenceusa.com. The football media relations contact is Russ Anderson and he can be reached at (214) 774-1351 or rdanderson@c-usa.org. The league has discontinued its weekly teleconference with its football head coaches.

collegepressbox.com
SINCE 2005 EVERYTHING BUT THE PRE-GAME MEAL

collegepressbox.com is the official media website for Division I football. Access and download weekly game notes, quotes, statistics, media guides, headshots, logos and more for the conference and each of its member schools. Login information will be distributed to accredited media or you can apply for a password by sending an e-mail to password@collegepressbox.com.





MEDIA INFORMATION

ALAMODOME



Driving Directions

Physical Address:

Alamodome
100 Montana St.
San Antonio, Texas 78202

Media may park in Lot A (see map above) with a valid pass issued by the UTSA Athletics Communications Office. These are limited and will be issued according to UTSA's credential criteria. To enter Lot A on game days, please use the entrance located off the IH-37 Frontage Road.

Due to upcoming Alamodome construction, some media parking spaces will be moved to Lots B and C during the 2015 season.

Satellite truck parking also is located in Lot A, but must be arranged in advance by contacting Jason Bippert at (210) 207-3629.

For additional parking and transportation options, please visit utsa.edu/gameday and click on the Parking & Transportation tab.

The Media Entrance is located on the east side of the Alamodome facing the railroad tracks.

From Northeast/Austin

- Take IH-35 south
- Exit IH-37/U.S. 281 south to Corpus Christi
- Exit Cesar E. Chavez Boulevard and turn left at light

From North/Airport

- Take U.S. 281 south
- Exit Cesar E. Chavez Boulevard and turn left at light

From East/Houston

- Take IH-10 west
- Exit IH-37/U.S. 281 north to Johnson City
- Exit Cesar E. Chavez Boulevard and turn right at light

From Northwest/El Paso

- Take IH-10 east
- Exit IH-35 north to Austin
- Exit IH-37/U.S. 281 south to Corpus Christi
- Exit Cesar E. Chavez Boulevard and turn left at light

From West/Del Rio

- Take U.S. 90 east
- Exit IH-37/U.S. 281 north to Johnson City
- Exit Cesar E. Chavez Boulevard and turn right at light

From Southwest/Laredo

- Take IH-35 north
- Exit IH-10 east to Houston
- Exit IH-37/U.S. 281 north to Johnson City
- Exit Cesar E. Chavez Boulevard and turn right at light

From South/Corpus Christi/Rio Grande Valley

- Take IH-37/U.S. 281 north
- Exit Cesar E. Chavez Boulevard and turn right at light

NOTE: If you are taking the Cesar E. Chavez Boulevard exit (140B) from southbound IH-37/U.S. 281, you will not be able to access the Lot A entrance via the turnaround within two hours of game time due to traffic control restrictions. Please turn left at the light at Cesar E. Chavez Boulevard and left again onto the IH-37 Frontage Road.



LOCAL MEDIA DIRECTORY

PRINT

San Antonio Express-News
Box 2171
San Antonio, TX 78297
p: (210) 250-3373
f: (210) 250-3351
e: sports@express-news.net
w: mysa.com
beat writer: **Jerry Briggs**

The Paisano

14545 Roadrunner Way
San Antonio, TX 78249
p: (210) 690-9301
f: (210) 690-3423
e: sports@paisano-online.com
w: paisano-online.com
sports editor: **Shabazz Dawkins**

San Antonio Business Journal

8200 IH 10 W, Suite 820
San Antonio, TX 78230
p: (210) 341-3202
f: (210) 342-4443
e: sanantonio@bizjournals.com
w: bizjournals.com/sanantonio
beat writer: **W. Scott Bailey**

TELEVISION

KABB-TV (FOX)

4335 NW Loop 410
San Antonio, TX 78229
p: (210) 442-6353
e: maxsports@kabb.com
w: foxsanantonio.com
sports director: **Chuck Mketinac**

KENS-TV (CBS)

5400 Fredericksburg Road
San Antonio, TX 78229
p: (210) 366-5001
e: jreinagel@kens5.com
w: kens5.com
sports director: **Joe Reinagel**
beat writer: **David Flores, KENS5.com**

KSAT-TV (ABC)

1408 N. St. Mary's St.
San Antonio, TX 78215
p: (210) 351-1270
e: sports@ksat.com
w: ksat.com
sports director: **Greg Simmons**

KVDA-TV (Telemundo)

6234 San Pedro Avenue
San Antonio, TX 78216
p: (210) 568-0176
e: noticias_60_telemundo@nbcuni.com
w: telemundosanantonio.com
sports director: **Danny Martinez**

KWEX-TV (Univision)

P.O. Box 9225
San Antonio, TX 78204
p: (210) 242-7451
e: sanantoniodesk@univision.net
w: univision41.com
sports director: **Rafael Carderara**

WOAI-TV (NBC)

1031 Navarro St.
San Antonio, TX 78205-1321
p: (210) 223-4742
e: donharris@sbgvtv.com
w: woai.com
sports director: **Don Harris**

RADIO

KZDC-AM 1250/KTSA-AM 550

4050 Eisenhower Road
San Antonio, TX 78218
p: (210) 654-5100
f: (210) 885-5054

KTKR-AM 760/WOAI-AM 1200

6222 NW IH-10
San Antonio, TX 78201
p: (210) 736-9700
f: (210) 735-8811

WEBSITES

InsideRunnerSports.com (Scout)

P.O. Box 761272
San Antonio, TX 78245
editor: **J.J. Perez**
e: jj@insiderunnersports.com

BirdsUp.com (Rivals)

11001 S. First Street
Austin, TX 78748
editor: **Mike Craven**
e: insideutsa@yahoo.com

BROADCAST INFORMATION

ROADRUNNERS SPORTS NETWORK

The Roadrunners Sports Network brings fans closer to the action through live audio, radio broadcasts, live video and highlights.

All UTSA football games will be broadcast in the San Antonio area on KTKR Ticket 760 AM beginning with a two-hour pregame show. The games can be heard online at goUTSA.com or on a mobile device with the free iHeartRadio app. Andy Everett (play-by-play) and Ed Suarez (analysis) will call all the action and there also is a 45-minute postgame show.

Everett also will host "The Larry Coker Radio Show" from 7-8 p.m. each Wednesday (except for Tuesday, Sept. 1, and Tuesday, Nov. 24) during the season at The Lion & Rose Restaurant & Pub at The Rim or Park North location. The broadcast can be heard on KTKR Ticket 760 AM, online at goUTSA.com and ticket760.com or with the iHeartRadio app. Please visit goUTSA.com for the latest schedule.

Additional audio and video, including postgame interviews and highlights, can be found at goUTSA.com.



"UTSA GAME DAY"

UTSA and KENS 5 TV, San Antonio's CBS affiliate, have partnered to bring Roadrunners fans a weekly show called "UTSA Game Day" during the football season.

KENS 5 sports director Joe Reinagel, reporter Vinnie Vinzetta and KENS5.com sports reporter David Flores host the 30-minute show, which includes an interview with head coach Larry Coker, player features, game highlights and much more. It airs from 8:30-9 a.m. each Saturday during the season on Eyewitness News.



"UTSA FOOTBALL INSIDER"

"UTSA Football Insider" is a 30-minute TV magazine show that airs weekly during the season on Time Warner Cable SportsChannel (5:30 p.m. Thursday), ROOT SPORTS (5:30 p.m. Friday) and KMYS-CW35 San Antonio (10 a.m. Saturday). It also is available on-demand at goUTSA.com. Hosted by Hector Ledesma, the show gives fans an all-access look at the Roadrunners through game highlights and previews, plus feature stories on players and activities around the UTSA campus supporting the team.





2015 OPPONENTS QUICK FACTS

ARIZONA

9 p.m. (CT) • Sept. 3 • Pac-12 Networks
Arizona Stadium (Tucson, Ariz.)
Series Record: UA leads, 2-0
Last Meeting: UA 26, UTSA 23 (9/4/14)

Location _____ Tucson, Ariz.
Founded _____ 1885
Enrollment _____ 40,200
President _____ Dr. Ann Weaver Hart
Athletics director _____ Greg Byrne
Nickname _____ Wildcats
Colors _____ Cardinal & navy
Affiliation _____ NCAA Division I - FBS
Conference _____ Pac-12
Stadium (capacity) _____ Arizona Stadium (56,037)
Playing surface _____ FieldTurf
Press box phone _____ (520) 621-2801
Football SID _____ Molly O'Mara
Office Phone _____ (520) 621-4163
Email _____ momara@arizona.edu
Web site _____ arizonawildcats.com
2014 overall record _____ 10-4
2014 conference record (finish) _____ 7-2 (1st/South)
Offensive formation _____ Multiple spread
Defensive formation _____ 3-3-5 stack
Letterwinners R/L _____ 45/22
Starters R/L _____ 14/10
Head coach _____ Rich Rodriguez
Alma mater (year) _____ West Virginia (1986)
Career record (years) _____ 146-98-2 (21)
Record at school (years) _____ 26-14 (3)
Assistant coaches _____
Matt Caponi (S), Jeff Casteel (DC/LB), Tony Dews (WR), Bill Kirelawich (DL), David Lockwood (CB), Calvin Magee (Co-OC/RB), Jim Michalczyk (OL), Charlie Ragle (TE/ST), Rod Smith (Co-OC/QB)

KANSAS STATE

11 a.m. • Sept. 12 • FOX Sports 1
Alamodome (San Antonio, Texas)
Series Record: First meeting

Location _____ Manhattan, Kan.
Founded _____ 1863
Enrollment _____ 24,766
President _____ Dr. Kirk Schulz
Athletics director _____ John Currie
Nickname _____ Wildcats
Colors _____ Purple & white
Affiliation _____ NCAA Division I - FBS
Conference _____ Big 12
Stadium (capacity) _____ Bill Snyder Family Stadium (50,000)
Playing surface _____ AstroTurf
Press box phone _____ (785) 539-3423
Football SID _____ Kenny Lannou
Office Phone _____ (785) 532-6735
Email _____ klannou@kstatesports.com
Web site _____ kstatesports.com
2014 overall record _____ 9-4
2014 conference record (finish) _____ 7-2 (3rd)
Offensive formation _____ Pro-set
Defensive formation _____ Multiple
Letterwinners R/L _____ 46/23
Starters R/L _____ 16/11
Head coach _____ Bill Snyder
Alma mater (year) _____ William Jewell (1963)
Career record (years) _____ 187-94-1 (23)
Record at school (years) _____ 187-94-1 (23)
Assistant coaches _____ Andre Coleman (WR), Mike Cox (LB), Charlie Dickey (OL), Dana Dimel (co-OC/RB/TE), Tom Hayes (DC/DB), Mo Latimore (IDL), Del Miller (co-OC/QB), Blake Seiler (DE), Sean Snyder (ST)

OKLAHOMA STATE

2:30 p.m. • Sept. 19 • FOX Sports 1
Boone Pickens Stadium (Stillwater, Okla.)
Series Record: OSU leads, 2-0
Last Meeting: OSU 43, UTSA 13 (9/13/14)

Location _____ Stillwater, Okla.
Founded _____ 1890
Enrollment _____ 37,232
President _____ V. Burns Hargis
Athletics director _____ Mike Holder
Nickname _____ Cowboys
Colors _____ Orange & black
Affiliation _____ NCAA Division I - FBS
Conference _____ Big 12
Stadium (capacity) _____ Boone Pickens Stadium (60,218)
Playing surface _____ AstroTurf
Press box phone _____ (405) 744-5757
Football SID _____ Gavin Lang
Office Phone _____ (405) 744-3875
Email _____ gavin.lang@okstate.edu
Web site _____ okstate.com
2014 overall record _____ 7-6
2014 conference record (finish) _____ 4-5 (7th)
Offensive formation _____ Spread
Defensive formation _____ 3-4
Letterwinners R/L _____ 45/20
Starters R/L _____ 12/10
Head coach _____ Mike Gundy
Alma mater (year) _____ Oklahoma State (1990)
Career record (years) _____ 84-44 (11)
Record at school (years) _____ 84-44 (11)
Assistant coaches _____ Greg Adkins (OL), Marcus Arroyo (RB), Joe Bob Clements (DL), Tim Duffie (CB), Kasey Dunn (WR), Dan Hammerschmidt (S), Glenn Spencer (DC/LB), Mick Yurcich (OC/QB)

COLORADO STATE

6 p.m. • Sept. 26 • CBS Sports Network
Alamodome (San Antonio, Texas)
Series Record: First meeting

Location _____ Fort Collins, Colo.
Founded _____ 1870
Enrollment _____ 26,775
President _____ Dr. Anthony A. Frank
Athletics director _____ Joe Parker
Nickname _____ Rams
Colors _____ Green & gold
Affiliation _____ NCAA Division I - FBS
Conference _____ Mountain West
Stadium (capacity) _____ Hughes Stadium (32,500)
Playing surface _____ FieldTurf
Press box phone _____ (970) 491-8100
Football SID _____ Paul Kirk
Office Phone _____ (970) 491-4672
Email _____ paul.kirk@colostate.edu
Web site _____ csurams.com
2014 overall record _____ 10-3
2014 conference record (finish) _____ 6-2 (T-2nd/Mountain)
Offensive formation _____ Pro style
Defensive formation _____ 4-3
Letterwinners R/L _____ 55/17
Starters R/L _____ 15/7
Head coach _____ Mike Bobo
Alma mater (year) _____ Georgia (1997)
Career record (years) _____ 1st season
Record at school (years) _____ 1st season
Assistant coaches _____ Bryan Applewhite (RB), Marty English (LB), Terry Fair (CB), Will Friend (OC/OL), Jeff Hammerschmidt (ST/TE), Ronnie Letson (QB), Ricky Logo (DL), Tyson Summers (DC/S), Alvis Whitted (WR)

UTEP

7 p.m. (CT) • Oct. 3 • KMYS-CW35
Sun Bowl (El Paso, Texas)
Series Record: Tied, 1-1
Last Meeting: UTEP 34, UTSA 0 (10/25/14)

Location _____ El Paso, Texas
Founded _____ 1914
Enrollment _____ 23,003
President _____ Dr. Diana Natalicio
Athletics director _____ Bob Stull
Nickname _____ Miners
Colors _____ Dark blue, orange & silver accent
Affiliation _____ NCAA Division I - FBS
Conference _____ Conference USA
Stadium (capacity) _____ Sun Bowl (51,500)
Playing surface _____ Matrix
Press box phone _____ (915) 747-5154
Football SID _____ Denise Mata
Office Phone _____ (915) 747-6653
Email _____ mdmata@utep.edu
Web site _____ utepathletics.com
2014 overall record _____ 7-6
2014 conference record (finish) _____ 5-3 (T-2nd/West)
Offensive formation _____ Pro style
Defensive formation _____ 4-2-5
Letterwinners R/L _____ 49/19
Starters R/L _____ 12/11
Head coach _____ Sean Kugler
Alma mater (year) _____ UTEP (1989)
Career record (years) _____ 9-16 (2)
Record at school (years) _____ 9-16 (2)
Assistant coaches _____ Andrew Browning (DL), Gabe Franklin (DB), Weston Glaser (S), Patrick Higgins (OC/QB), Spencer Leftwich (OL), Brian Natkin (ST/TE), Scott Stoker (DC/LB), Todd Whitten (WR)

LOUISIANA TECH

6 p.m. • Oct. 10 • American Sports Network
Alamodome (San Antonio, Texas)
Series Record: Louisiana Tech leads, 2-1
Last Meeting: LT 27, UTSA 20 (10/18/14)

Location _____ Ruston, La.
Founded _____ 1984
Enrollment _____ 11,025
President _____ Dr. Les Guice
Athletics director _____ Tommy McClelland
Nickname _____ Bulldogs
Colors _____ Blue & red
Affiliation _____ NCAA Division I - FBS
Conference _____ Conference USA
Stadium (capacity) _____ Joe Aillet Stadium (28,019)
Playing surface _____ FieldTurf
Press box phone _____ (318) 257-3144
Football SID _____ Patrick Walsh
Office Phone _____ (318) 257-5305
Email _____ pwalsh@latech.edu
Web site _____ latechsports.com
2014 overall record _____ 9-5
2014 conference record (finish) _____ 7-1 (1st/West)
Offensive formation _____ Spread
Defensive formation _____ Multiple
Letterwinners R/L _____ 43/23
Starters R/L _____ 14/11
Head coach _____ Skip Holtz
Alma mater (year) _____ Notre Dame (1986)
Career record (years) _____ 101-84 (15)
Record at school (years) _____ 13-13 (1)
Assistant coaches _____ Ronnie Bradford (ST/CB), Blake Baker (DC/LB), Jabbar Juluke (RB), Robert McFarland (OL), Tony Peterson (OC/QB), Rick Petri (DL), Tim Rattay (WR), Karl Scott (S), Joe Sloan (IWR)



SOUTHERN MISS

6 p.m. • Oct. 17 • American Sports Network
Roberts Stadium (Hattiesburg, Miss.)
Series Record: UTSA leads, 1-0
Last Meeting: UTSA 12, USM 10 (11/13/14)

Location _____ Hattiesburg, Miss.
 Founded _____ 1910
 Enrollment _____ 14,845
 President _____ Dr. Rodney Bennett
 Athletics director _____ Bill McGillis
 Nickname _____ Golden Eagles
 Colors _____ Black & gold
 Affiliation _____ NCAA Division I - FBS
 Conference _____ Conference USA
 Stadium (capacity) _____ Roberts Stadium (36,000)
 Playing surface _____ AstroTurf
 Press box phone _____ (601) 266-5523
 Football SID _____ Jack Duggan
 Office Phone _____ (601) 266-4503
 Email _____ jack.duggan@usm.edu
 Web site _____ southernmiss.com
 2014 overall record _____ 3-9
 2014 conference record (finish) _____ 1-7 (6th/East)
 Offensive formation _____ Spread
 Defensive formation _____ 4-3
 Letterwinners R/L _____ 59/21
 Starters R/L _____ 18/8
 Head coach _____ Todd Monken
 Alma mater (year) _____ Knox (1989)
 Career record (years) _____ 4-20 (2)
 Record at school (years) _____ 4-20 (2)
 Assistant coaches Dave Duggan (DC/LB), Pete Golding (S), Chip Lindsey (OC/QB), Luke Meadows (OL), Lytrel Pollard (CB), Justin Roberts (DL), John Simon (RB), John Williams (TE), John Wozniak (ST/IWR)

NORTH TEXAS

6 p.m. • Oct. 31 • American Sports Network
Apogee Stadium (Denton, Texas)
Series Record: UTSA lead, 2-0
Last Meeting: UTSA 34, NT 27 (11/29/14)

Location _____ Denton, Texas
 Founded _____ 1890
 Enrollment _____ 36,111
 President _____ Dr. Neal Smatresk
 Athletics director _____ Rick Villarreal
 Nickname _____ Mean Green
 Colors _____ Green & white
 Affiliation _____ NCAA Division I - FBS
 Conference _____ Conference USA
 Stadium (capacity) _____ Apogee Stadium (30,850)
 Playing surface _____ Field turf
 Press box phone _____ (940) 369-7585
 Football SID _____ Eric Capper
 Office Phone _____ (940) 565-2476
 Email _____ eric.capper@unt.edu
 Web site _____ meangreensports.com
 2014 overall record _____ 4-8
 2014 conference record (finish) _____ 2-6 (5th/West)
 Offensive formation _____ Spread
 Defensive formation _____ 4-3
 Letterwinners R/L _____ 37/20
 Starters R/L _____ 12/10
 Head coach _____ Dan McCarney
 Alma mater (year) _____ Iowa (1975)
 Career record (years) _____ 78-112 (16)
 Record at school (years) _____ 22-27 (4)
 Assistant coaches Mike Canales (OC/QB), Perry Carter (S), Chris Cosh (DC/LB), Mike Grant (WR), LaMarcus Hicks (CB), Kevin Patrick (DL), Tommy Perry (ST/RB), Nick Quartaro (TE), Mike Simmonds (OL)

OLD DOMINION

6 p.m. • Nov. 7 • American Sports Network
Alamodome (San Antonio, Texas)
Series Record: First meeting

Location _____ Norfolk, Va.
 Founded _____ 1930
 Enrollment _____ 25,000
 President _____ John R. Broderick
 Athletics director _____ Dr. Camden Wood Selig
 Nickname _____ Monarchs
 Colors _____ Slate blue, silver & light blue
 Affiliation _____ NCAA Division I - FBS
 Conference _____ Conference USA
 Stadium (capacity) _____ Ballard Stadium (20,118)
 Playing surface _____ AstroTurf
 Press box phone _____ (757) 683-3842
 Football SID _____ Eric Bohannon
 Office Phone _____ (757) 683-3374
 Email _____ ebohanon@odu.edu
 Web site _____ odusports.com
 2014 overall record _____ 6-6
 2014 conference record (finish) _____ 4-4 (T-3rd/East)
 Offensive formation _____ Spread
 Defensive formation _____ 4-3
 Letterwinners R/L _____ 36/16
 Starters R/L _____ 15/9
 Head coach _____ Bobby Wilder
 Alma mater (year) _____ Maine (1987)
 Career record (years) _____ 52-20 (6)
 Record at school (years) _____ 52-20 (6)
 Assistant coaches Kermit Buggs (S), Jeff Comissiong (DL), Bill Dee (OL), Arick Forrest (WR), Rich Nagy (DC/LB), Sam Perryman (CB), Brian Scott (OPC), Ron Whitcomb (OC/QB), Mike Zyskowski (ST/RB)

CHARLOTTE

TBA • Nov. 14 • FOX Sports Networks
Jerry Richardson Stadium (Charlotte, N.C.)
Series Record: First meeting

Location _____ Charlotte, N.C.
 Founded _____ 1946
 Enrollment _____ 27,251
 Chancellor _____ Dr. Philip L. Dubois
 Athletics director _____ Judy Rose
 Nickname _____ 49ers
 Colors _____ Green & white
 Affiliation _____ NCAA Division I - FBS
 Conference _____ Conference USA
 Stadium (capacity) _____ Jerry Richardson Stadium (15,314)
 Playing surface _____ Synthetic turf
 Press box phone _____ (704) 687-8036
 Football SID _____ Tom Whitestone
 Office Phone _____ (704) 687-1022
 Email _____ tewhites@uncc.edu
 Web site _____ charlotte49ers.com
 2014 overall record _____ 5-6
 2014 conference record (finish) _____ n/a
 Offensive formation _____ Spread
 Defensive formation _____ 3-4
 Letterwinners R/L _____ 55/9
 Starters R/L _____ 16/6
 Head coach _____ Brad Lambert
 Alma mater (year) _____ Kansas State (1987)
 Career record (years) _____ 10-12 (2)
 Record at school (years) _____ 10-12 (2)
 Assistant coaches James Adams (DB), Aaron Curry (DL), Damien Gary (RB), Jeff Mullen (OC), Phil Ratliff (OL), Johnson Richardson (TE), Napoleon Sykes (OLB), Joe Tereshinski (WR), Matt Wallerstadt (DC)

RICE

6 p.m. • Nov. 21 • American Sports Network
Alamodome (San Antonio, Texas)
Series Record: Rice leads, 3-0
Last Meeting: Rice 17, UTSA 7 (11/8/14)

Location _____ Houston, Texas
 Founded _____ 1912
 Enrollment _____ 6,621
 President _____ David W. Leebron
 Athletics director _____ Joe Karlgaard
 Nickname _____ Owls
 Colors _____ Blue & gray
 Affiliation _____ NCAA Division I - FBS
 Conference _____ Conference USA
 Stadium (capacity) _____ Rice Stadium (47,000)
 Playing surface _____ AstroTurf
 Press box phone _____ (713) 527-0250
 Football SID _____ Chuck Pool
 Office Phone _____ (713) 348-5775
 Email _____ chuck.pool@rice.edu
 Web site _____ riceowls.com
 2014 overall record _____ 8-5
 2014 conference record (finish) _____ 5-3 (2nd/West)
 Offensive formation _____ Spread
 Defensive formation _____ 4-2-5
 Letterwinners R/L _____ 44/21
 Starters R/L _____ 11/13
 Head coach _____ David Bailiff
 Alma mater (year) _____ Texas State (1981)
 Career record (years) _____ 69-68 (11)
 Record at school (years) _____ 48-53 (8)
 Assistant coaches Larry Edmondson (co-OC/QB), Larry Hoefer (S), Billy Lynch (co-OC/WR), Darrell Patterson (ST/LB), Michael Slater (DL), David Sloan (TE), Anthony Steward (RB), Chris Thurmond (DC/CB), Ronnie Vinklarek (OL)

MIDDLE TENNESSEE

1:30 p.m. • Nov. 28 • FOX College Sports
Alamodome (San Antonio, Texas)
Series Record: First meeting

Location _____ Murfreesboro, Tenn.
 Founded _____ 1911
 Enrollment _____ 23,885
 President _____ Dr. Sidney McPhee
 Athletics director _____ Chris Massaro
 Nickname _____ Blue Raiders
 Colors _____ Royal blue & white
 Affiliation _____ NCAA Division I - FBS
 Conference _____ Conference USA
 Stadium (capacity) _____ Floyd Stadium (30,788)
 Playing surface _____ Synthetic turf
 Press box phone _____ (615) 898-2312
 Football SID _____ Mark Owens
 Office Phone _____ (615) 898-2450
 Email _____ owens@goblueraiders.com
 Web site _____ goblueraiders.com
 2014 overall record _____ 6-6
 2014 conference record (finish) _____ 5-3 (2nd/East)
 Offensive formation _____ Multiple
 Defensive formation _____ 4-3/Multiple
 Letterwinners R/L _____ 45/21
 Starters R/L _____ 19/6
 Head coach _____ Rick Stockstill
 Alma mater (year) _____ Florida State (1982)
 Career record (years) _____ 57-55 (9)
 Record at school (years) _____ 57-55 (9)
 Assistant coaches David Bibee (S), Kodi Burns (WR), Steve Ellis (CB), Buster Faulkner (OC/QB), Rick Mallory (OT/TE), Tyrone Nix (DC/LB), Mike Polly (RB), Geep Wade (OL), Tommy West (ST/DL)



CONFERENCE USA

5201 North O'Connor Boulevard, Suite 300
Irving, Texas 75039
(214) 774-1300
w: conferenceusa.com

Conference USA enters its third decade in 2015-16 as it continues to compete and promote the success of its student-athletes. The league has adapted to the ever-changing landscape of collegiate athletics over its first 20 seasons, but the commitment to excellence, integrity, leadership and its student athletes in competition, academics and community is unwavering.

Conference USA enjoys a far-reaching fan base with its 14 members: Charlotte, FIU, Florida Atlantic, Louisiana Tech, Marshall, Middle Tennessee, North Texas, Old Dominion, Rice, Southern Miss, UAB, UTEP, UTSA and WKU.

Debuting in 1995, Conference USA teams have combined for 88 bowl appearances in football, 102 NCAA Tournament appearances in basketball, including three Final Fours, 63 NCAA baseball appearances including six College World Series berths, 79 NCAA soccer tournament appearances including four trips to the College Cup, and 35 individual national champions in track and field and cross country.

Success is not limited to athletic achievement, however, as 197 Conference USA student-athletes have garnered Academic All-America honors, 691 have achieved academic all-district laurels and thousands of student-athletes have earned a college degree.

Conference USA sponsors competition in 19 sports – nine for men (baseball, basketball, cross country, football, golf, soccer, tennis, and indoor and outdoor track and field) and 10 for women (basketball, cross country, golf, soccer, softball, swimming and diving, tennis, indoor and outdoor track and field, and volleyball).

The league promotes the scholar-athlete ideal, honoring outstanding academic achievement with numerous conference-sponsored awards, including the Commissioner's Honor Roll and the Commissioner's Academic Medal as well as sport-specific All-Academic teams.

C-USA annually awards postgraduate scholarships, along with the Sport Academic Awards, Scholar-Athletes of the Year and the Institutional Academic Excellence Award. Additionally, Conference USA presents a Spirit of Service Award three times each year, recognizing student-athletes who excel on the field, in the classroom and give back to the community through significant service efforts and participation.

SUCCESS ON THE PLAYING FIELD

Conference USA performers have achieved great success in competition, placing the league among the top conferences in the nation.

Football

- 88 teams have earned bowl bids
- Eligible for the College Football Playoff
- Conference USA has 11 bowl affiliations through the 2019 season, securing a minimum of five berths annually. Conference USA has primary bowl tie-ins with the Arizona Bowl, Boca Raton Bowl, Gilman New Mexico Bowl, Hawaii Bowl, Miami Beach Bowl, Popeyes Bahamas Bowl, R+L Carriers New Orleans Bowl, St. Petersburg Bowl and Zaxby's Heart of Dallas Bowl, along with secondary arrangements with the Independence Bowl and the Lockheed Martin Armed Forces Bowl.



Men's Basketball

- 120 postseason teams (52 NCAA, 47 NIT, 11 CBI, 10 CIT)
- One National Championship title game appearance
- Three Final Four teams
- Seven Elite Eight NCAA Tournament teams
- One NIT Champion and five NIT semifinalists
- Inaugural CBI Champion
- One CIT Champion

Women's Basketball

- 50 NCAA Tournament appearances
- 52 WNIT appearances
- One Sweet 16 NCAA Tournament team
- Three WNIT semifinalists
- One WBI Champion

Baseball

- 63 NCAA appearances
- Six College World Series appearances (2009, 2008, 2007, 2006, 2005 and 2001)
- 14 Super Regional appearances
- Has produced at least four NCAA teams in nine of the past 14 seasons

In addition to the numerous NCAA Tournament berths, C-USA has sent four men's soccer teams to the NCAA College Cup, three softball teams to the Women's College World Series and three volleyball teams to the NCAA Sweet 16. The league has also had 35 national champions in NCAA track and field competition, one national champion in diving, and numerous NCAA individual and team competitors in cross country, golf, swimming, tennis, and track and field. Overall, Conference USA teams and individuals have made more than 1,900 NCAA appearances.

SUCCESS OFF THE FIELD

C-USA institutions are among the nation's best in academic performance of student-athletes, bolstered by the fact that student-athletes at league schools have a higher graduation rate than the general student population. Among C-USA's 5,000 student-athletes, there are champions off the playing field as well. In 20 years, nearly 30,000 student-athletes have been named to the Commissioner's Honor Roll or received the Commissioner's Academic Medal, indicative of outstanding achievement in the classroom.

C-USA ON TV

C-USA enjoys significant television exposure through partnerships with FOX Sports Media Group, CBS Sports Network, ESPN and American Sports Network (ASN). The multi-tiered selection process that is rooted in partnering with all four networks has substantially increased the number of national and regional appearances for football, men's and women's basketball, and all other conference sports.

C-USA membership include institutions within eight of the Top 40 media markets and four in the Top 25 according to Nielsen. C-USA home markets this year will include more than 13 million TV households, a 30 percent increase from two years ago.

C-USA DIGITAL NETWORK

The C-USA Digital Network officially launched in August of 2011. Network programming includes live streaming of non-televised events, video on demand, a weekly C-USA studio show, podcasting, regular-season and championship event highlights, and conference-produced feature stories. In its first year, 1,164 events were streamed live and 8,126 videos were posted and available on the C-USA Digital Network, and those numbers have more than doubled. Monthly and yearly subscriptions provide fans access

to events offered on all of the C-USA member institution's athletic websites as well as C-USA network programming.

C-USA IN THE COMMUNITY

The conference's current footprint is concentrated with 14 members in 10 states and a combined area population of more than 30 million. With a commitment to community involvement, the conference developed several initiatives to maintain strong ties in C-USA cities, as well as with fans and alumni across the country. C-USA schools also place a priority on giving back to their communities through volunteer service with local and national organizations. Individually, student-athletes are recognized each season through the Spirit of Service award.

GOVERNANCE

Conference USA has significant representation in the NCAA governance structure. The presidents of the member institutions serve as the league's Board of Directors.

A PROUD HISTORY

Conference USA was formed in 1995 and quickly emerged as one of the nation's top conferences. The conference unveiled its name, logo and commissioner April 24, 1995, in Chicago. The league's charter members were Charlotte, Cincinnati, DePaul, Houston, Louisville, Marquette, Memphis, Saint Louis, Southern Miss, Tulane, UAB and USF. Eleven of the institutions began athletic participation in 1995, while Houston joined competition in the fall of 1996.

The league's headquarters were established in Chicago and, after nine years, relocated to the current office in Irving, Texas. Britton Banowsky was named Commissioner in October 2002, succeeding Mike Slive, the league's first commissioner.

C-USA added East Carolina (September, 1996) and the United States Military Academy (March, 1997) as football members. ECU began league competition in 1997; Army in 1998 and UAB began football play in 1999. The league brought in TCU and ECU (1999) for all sports and they began competition in 2001. USF started C-USA football in 2003. Marshall, Rice, SMU, Tulsa, UCF and UTEP became full-time Conference USA members for all sports in 2005.

In 2013, charter member Charlotte returned to C-USA and was joined by new members FIU, Florida Atlantic, Louisiana Tech, Middle Tennessee, North Texas, Old Dominion and UTSA. WKU joined the league on July 1, 2014.





2015 CONFERENCE USA COMPOSITE SCHEDULE

THURSDAY, SEPT. 3

FIU at UCF
UTSA at Arizona

FRIDAY, SEPT. 4

Charlotte at Georgia State

SATURDAY, SEPT. 5

Florida Atlantic at Tulsa
Southern at Louisiana Tech
Jackson State at Middle Tennessee
Old Dominion at Eastern Michigan
Wagner at Rice
Mississippi State at Southern Miss
UTEP at Arkansas
Western Kentucky at Vanderbilt

SUNDAY, SEPT. 6

Purdue at Marshall

THURSDAY, SEPT. 10

Louisiana Tech at Western Kentucky

FRIDAY, SEPT. 11

Miami (Fla.) at Florida Atlantic

SATURDAY, SEPT. 12

Presbyterian at Charlotte
FIU at Indiana
Marshall at Ohio
Middle Tennessee at Alabama
North Texas at SMU
Norfolk State at Old Dominion
Rice at Texas
Austin Peay at Southern Miss
UTEP at Texas Tech
Kansas State at UTSA

SATURDAY, SEPT. 19

Charlotte at Middle Tennessee
Buffalo at Florida Atlantic
N.C. Central at FIU
Louisiana Tech at Kansas State
Norfolk State at Marshall
Rice at North Texas
NC State at Old Dominion
Southern Miss at Texas State
UTEP at New Mexico State
UTSA at Oklahoma State
Western Kentucky at Indiana

SATURDAY, SEPT. 26

Florida Atlantic at Charlotte
FIU at Louisiana Tech
Marshall at Kent State
Middle Tennessee at Illinois
North Texas at Iowa
Appalachian State at Old Dominion
Rice at Baylor
Southern Miss at Nebraska
Incarnate Word at UTEP
Colorado State at UTSA
Miami (Ohio) at Western Kentucky

FRIDAY, OCT. 2

Temple at Charlotte

SATURDAY, OCT. 3

FIU at Massachusetts
Louisiana-Lafayette at Louisiana Tech
Old Dominion at Marshall
Vanderbilt at Middle Tennessee
North Texas at Southern Miss
Western Kentucky at Rice
UTSA at UTEP

FRIDAY, OCT. 9

Southern Miss at Marshall

SATURDAY, OCT. 10

Rice at Florida Atlantic
UTEP at FIU
Louisiana Tech at UTSA
Middle Tennessee at Western Kentucky
Portland State at North Texas

THURSDAY, OCT. 15

Western Kentucky at North Texas

SATURDAY, OCT. 17

Charlotte at Old Dominion
Marshall at Florida Atlantic
FIU at Middle Tennessee
Louisiana Tech at Mississippi State
UTSA at Southern Miss

SATURDAY, OCT. 24

Southern Miss at Charlotte
Florida Atlantic at UTEP
Old Dominion at FIU
Middle Tennessee at Louisiana Tech
North Texas at Marshall
Army at Rice
Western Kentucky at LSU

FRIDAY, OCT. 30

Louisiana Tech at Rice

SATURDAY, OCT. 31

Marshall at Charlotte
FIU at Florida Atlantic
UTSA at North Texas
Western Kentucky at Old Dominion
UTEP at Southern Miss

FRIDAY, NOV. 6

Rice at UTEP

SATURDAY, NOV. 7

Charlotte at FIU
Florida Atlantic at Western Kentucky
North Texas at Louisiana Tech
Marshall at Middle Tennessee
Old Dominion at UTSA

SATURDAY, NOV. 14

UTSA at Charlotte
Middle Tennessee at Florida Atlantic
FIU at Marshall
North Texas at Tennessee
UTEP at Old Dominion
Southern Miss at Rice

SATURDAY, NOV. 21

Charlotte at Kentucky
Florida Atlantic at Florida
Western Kentucky at FIU
Louisiana Tech at UTEP
North Texas at Middle Tennessee
Old Dominion at Southern Miss
Rice at UTSA

FRIDAY, NOV. 27

Marshall at Western Kentucky

SATURDAY, NOV. 28

Charlotte at Rice
Florida Atlantic at Old Dominion
Southern Miss at Louisiana Tech
Middle Tennessee at UTSA
UTEP at North Texas

SATURDAY, DEC. 5

C-USA Championship Game

schedule subject to change



Conference USA will host its 11th football championship game in 2015.

The event is slated for Saturday, Dec. 5, and will be televised by ESPN or ESPN 2. The team with the highest league winning percentage will serve as host site for the game.

The title game will feature champions from the East and West Divisions of the league. Six different schools have hosted the first 10 championship games.

Marshall won its first Conference USA Football Championship last season with a 23-16 win over Louisiana Tech in Huntington, W. Va. In 2013, Rice won its first C-USA Football title with a victory over Marshall at Rice Stadium. Southern Miss won the 2011 C-USA Championship, when the nationally-ranked Golden Eagles defeated previously undefeated Houston on the Cougars home field. Former members East Carolina, Tulsa and UCF each won two championship games, while Houston claimed one crown.

Year	Champion (C-USA Record)
2014	Marshall (7-1)
2013	Rice (7-1)
2012	Tulsa (7-1)
2011	Southern Miss (7-1)
2010	UCF (7-1)
2009	East Carolina (6-2)
2008	East Carolina (6-2)
2007	UCF (7-1)
2006	Houston (7-1)
2005	Tulsa (6-2)
2004	Louisville (8-0)
2003	Southern Miss (8-0)
2002	TCU (6-2), Cincinnati (6-2)
2001	Louisville (6-1)
2000	Louisville (6-1)
1999	Southern Miss (6-0)
1998	Tulane (6-0)
1997	Southern Miss (6-0)
1996	Houston (4-1), Southern Miss (4-1)

2015 Conference USA Championship Game

Date: Saturday, Dec. 5

Time: TBA

TV: ESPN -or- ESPN2

CONFERENCE USA DIVISIONS

West

- Louisiana Tech
- North Texas
- Rice
- Southern Miss
- UTEP
- UTSA

East

- Charlotte
- FIU
- Florida Atlantic
- Marshall
- Middle Tennessee
- Old Dominion
- Western Kentucky

Conference USA Tiebreaker

Home field for the C-USA Championship Game will be awarded to the team that posts the highest regular season winning percentage against conference opposition. The first tiebreaker is the winner of a head-to-head match-up. If still tied, the most recent College Football Playoff Selection Committee poll will be used if one team or both teams are ranked. If they remain tied, highest average computer ranking will be used.

Media Credentials

Members of the media that wish to cover the Conference USA Championship Game will be required to request credentials through the league's online credential application system available at conferenceusa.com/mediacenter.

Details about the C-USA Championship Game will be available throughout the season on conferenceusa.com. For additional information, please contact C-USA Media Relations at (214) 774-1300.

Conference USA Stadiums

Charlotte	Jerry Richardson Stadium (16,000)
FIU	Ocean Bank Field at FIU Stadium (20,000)
Florida Atlantic	FAU Stadium (29,419)
Louisiana Tech	Joe Aillet Stadium (28,019)
Marshall	Joan C. Edwards Stadium (38,019)
Middle Tennessee	Johnny "Red" Floyd Stadium (30,788)
North Texas	Apogee Stadium (30,850)
Old Dominion	Foreman Field at S.B. Ballard Stadium (20,068)
Rice	Rice Stadium (47,000)
Southern Miss	M.M. Roberts Stadium (36,000)
UTEP	Sun Bowl (51,500)
UTSA	Alamodome (65,000)
Western Kentucky	Houchens Industries/L.T. Smith Stadium (22,113)



CONFERENCE USA BOWL SYNOPSIS

CONFERENCE USA BOWL OVERVIEW 2015-19

Conference USA will have 11 bowl affiliations through the 2019 season, securing a minimum of five berths annually and offering fans a number of great destinations across America and beyond.

Conference USA has agreements with three bowls in the state of Florida: the Boca Raton Bowl, the Miami Beach Bowl and the St. Petersburg Bowl, along with an agreement with the Popeyes Bahamas Bowl near the coast of the Sunshine State. C-USA maintains longtime relationships with the Zaxby's Heart of Dallas Bowl and the R+L Carriers New Orleans Bowl in the central region as well as the Gildan New Mexico Bowl in the southwest and the Hawaii Bowl in the far West. New this year will be an agreement with the Arizona Bowl in Tucson, Ariz.

Conference USA has secondary agreements with two bowls also located right within the league's footprint, giving teams the opportunities to participate in the Lockheed Martin Armed Forces Bowl in Fort Worth, Texas and the Camping World Independence Bowl in Shreveport, La.

In these bowls, Conference USA will have the opportunity to face opponents from the American Athletic, Big 12, Big Ten, Mid-American, Mountain West and Sun Belt Conferences.

CONFERENCE USA BOWL 2015 SYNOPSIS

Conference USA has secured guaranteed commitments with seven bowl partners for the 2015 season, as well as one secondary agreement: The Arizona, Gildan New Mexico, Miami Beach, Popeyes Bahamas, R+L Carriers New Orleans, St. Petersburg and Zaxby's Heart of Dallas Bowls are primary agreements. The Camping World Independence Bowl in Shreveport, La., is a secondary agreement, should the ACC or SEC not be able to provide a bowl-eligible team. There is no set selection order among C-USA's bowl partners.

As a member of the College Football Playoff, Conference USA will be a part of one of the CFP bowls if it produces the highest rated champion from among the American Athletic, C-USA, Mid-American, Mountain West and Sun Belt Conferences.

2015 Bowl Agreements

Gildan New Mexico Bowl

Date: Dec. 19 (Albuquerque, N.M.)

Opponent: Mountain West

R+L Carriers New Orleans Bowl

Date: Dec. 19 (New Orleans, La.)

Opponent: Sun Belt

Miami Beach Bowl

Date: Dec. 21 (Miami, Fla.)

Opponent: American Athletic

Popeyes Bahamas Bowl

Date: Dec. 24 (Nassau, Bahamas)

Opponent: Mid-American

St. Petersburg Bowl

Date: Dec. 26 (St. Petersburg, Fla.)

Opponent: American Athletic

Zaxby's Heart of Dallas Bowl

Date: Dec. 26 (Dallas, Texas)

Opponent: Big 12

Arizona Bowl

Date: Dec. 29 (Tucson, Ariz.)

Opponent: Mountain West

Camping World Independence Bowl (secondary)

Date: Dec. 26 (Shreveport, La.)

Opponent: ACC or SEC

COLLEGE FOOTBALL PLAYOFF

The Playoff

During the 2014-15 season, college football entered a new era when postseason playoffs began. The format is simple: top four teams, two semifinals played in bowl games and a national championship game played in a different city each year. Each semifinal will be played during the New Year's holiday with the national championship game in prime time on a Monday night at least a week later.

The Selection Committee

A selection committee will choose the four teams for the playoff based on their performance during the regular season, including, strength of schedule, head-to-head results, championships won, and other factors. The teams will be seeded so that No. 1 will play No. 4 in one semifinal and No. 2 will meet No. 3 in the other, with the winners advancing to the national championship game.

The Rotation

The semifinals will rotate among six different bowls, extending the experience to more fans. In the years when the bowls are not hosting semifinals, the bowls will feature eight other teams in four compelling matchups.

For the 2015-16 season, the Peach Bowl (Dec. 31), Fiesta Bowl (Dec. 31), Rose Bowl presented by Northwestern Mutual (Jan. 1) and Allstate Sugar Bowl (Jan. 1) will host its regular bowl games, while the Capital One Orange (Dec. 31) and Goodyear Cotton Bowl (Dec. 31) will host semifinals. The College Football Championship will be held on Monday, Jan. 11, in Glendale, Ariz.

C-USA and the College Football Playoff

As a member of the College Football Playoff, Conference USA will be a part of one of the College Football Playoff bowls if it has the highest rated champion from among the American Athletic, C-USA, Mid-American, Mountain West and Sun Belt Conferences.



**COLLEGE FOOTBALL
PLAYOFF**

CONFERENCE USA BOWL SYNOPSIS



2015-16 BOWL SCHEDULE

Date	Bowl	Matchup	Location	Time	Network
Dec. 19	AutoNation Cure Bowl	American vs. Sun Belt	Orlando, Fla.	11 a.m.	CBS
Dec. 19	Gildan New Mexico Bowl	C-USA vs. Mountain West	Albuquerque, N.M.	1 p.m.	ESPN
Dec. 19	Royal Purple Las Vegas Bowl	Mountain West/BYU vs. Pac-12	Las Vegas, Nev.	2:30 p.m.	ABC
Dec. 19	Raycom Media Camellia Bowl	MAC vs. Sun Belt	Montgomery, Ala.	4:30 p.m.	ESPN
Dec. 19	R+L Carriers New Orleans Bowl	C-USA vs. Sun Belt	New Orleans, La.	8 p.m.	ESPN
Dec. 21	Miami Beach Bowl	C-USA vs. American	Miami, Fla.	1:30 p.m.	ESPN
Dec. 22	Famous Idaho Potato Bowl	Mountain West vs. MAC	Boise, Idaho	2:30 p.m.	ESPN
Dec. 22	Boca Raton Bowl	American vs. MAC	Boca Raton, Fla.	6 p.m.	ESPN
Dec. 23	San Diego Co. Credit Union Poinsettia Bowl	Mountain West vs. Army	San Diego, Calif.	3:30 p.m.	ESPN
Dec. 23	GoDaddy Bowl	Sun Belt vs. MAC	Mobile, Ala.	7 p.m.	ESPN
Dec. 24	Popeye's Bahamas Bowl	C-USA vs. MAC	Nassau, Bahamas	11 a.m.	ESPN
Dec. 24	Hawaii Bowl	American vs. Mountain West/BYU	Honolulu, Hawaii	7 p.m.	ESPN
Dec. 26	St. Petersburg Bowl	C-USA vs. American	St. Petersburg, Fla.	10 a.m.	ESPN
Dec. 26	Hyundai Sun Bowl	Pac-12 vs. ACC/Notre Dame	El Paso, Texas	1 p.m.	CBS
Dec. 26	Zaxby's Heart of Dallas Bowl	C-USA vs. Big 12	Dallas, Texas	1:20 p.m.	ESPN
Dec. 26	New Era Pinstripe Bowl	Big Ten vs. ACC/Notre Dame	New York, N.Y.	2:30 p.m.	ABC
Dec. 26	Camping World Independence Bowl	ACC vs. SEC (or C-USA)	Shreveport, La.	4:45 p.m.	ESPN
Dec. 26	Foster Farms Bowl	Pac-12 vs. Big Ten	San Francisco, Calif.	9 p.m.	ESPN
Dec. 28	Military Bowl	ACC/Notre Dame vs. American	Annapolis, Md.	1:30 p.m.	ESPN
Dec. 28	Quick Lane Bowl	ACC vs. Big Ten	Detroit, Mich.	4 p.m.	ESPN2
Dec. 29	Arizona Bowl	C-USA vs. Mountain West	Tucson, Ariz.	TBA	TBA
Dec. 29	Lockheed Martin Armed Forces Bowl	Mountain West vs. Big Ten	Fort Worth, Texas	1 p.m.	ESPN
Dec. 29	Russell Athletic Bowl	ACC/Notre Dame vs. Big 12	Orlando, Fla.	4:30 p.m.	ESPN
Dec. 29	AdvoCare V100 Texas Bowl	Big 12 vs. SEC	Houston, Texas	8 p.m.	ESPN
Dec. 30	Birmingham Bowl	SEC vs. American	Birmingham, Ala.	11 a.m.	ESPN
Dec. 30	Belk Bowl	ACC/Notre Dame vs. SEC	Charlotte, N.C.	2:30 p.m.	ESPN
Dec. 30	Franklin Amer. Mortgage Music City Bowl	SEC vs. ACC/ND/Big Ten	Nashville, Tenn.	6 p.m.	ESPN
Dec. 30	National University Holiday Bowl	Pac-12 vs. Big Ten	San Diego, Calif.	9:15 p.m.	ESPN
Dec. 31	Chick-fil-A Peach Bowl	At-Large vs. At-Large	Atlanta, Ga.	11 a.m.	ESPN
Dec. 31	Goodyear Cotton Bowl	Playoff Semifinal Game	Arlington, Texas	3 p.m./7 p.m.	ESPN
Dec. 31	Capital One Orange Bowl	Playoff Semifinal Game	Miami, Fla.	3 p.m./7 p.m.	ESPN
Jan. 1	Outback Bowl	Big Ten vs. SEC	Tampa, Fla.	11 a.m.	ESPN2
Jan. 1	Buffalo Wild Wings Citrus Bowl	SEC vs. Big Ten	Orlando, Fla.	12 p.m.	ABC
Jan. 1	Fiesta Bowl	New Year's Six	Glendale, Ariz.	12 p.m.	ESPN
Jan. 1	Rose Bowl Game presented by NW Mutual	Big 12 vs. Pac 12 (New Year's Six)	Pasadena, Calif.	4 p.m.	ESPN
Jan. 1	Allstate Sugar Bowl	SEC vs. Big 12 (New Year's Six)	New Orleans, La.	7:30 p.m.	ESPN
Jan. 2	Taxslayer Bowl	Big Ten/ACC/ND vs. SEC	Jacksonville, Fla.	11 a.m.	ESPN
Jan. 2	AutoZone Liberty Bowl	SEC vs. Big 12	Memphis, Tenn.	2:30 p.m.	ESPN
Jan. 2	Valero Alamo Bowl	Big 12 vs. Pac-12	San Antonio, Texas	5:45 p.m.	ESPN
Jan. 2	Cactus Bowl	Big Ten vs. Big 12	Tempe, Ariz.	9:15 p.m.	ESPN
Jan. 11	National Championship Game	Semifinal Winners	Arlington, Texas	7:30 p.m.	ESPN

~ all times Central and subject to change • Conference USA bowl tie-ins in **bold italics** ~



CONFERENCE USA BOWL SYNOPSIS



Gildan New Mexico Bowl
 1 p.m. (CT) • Saturday, Dec. 19 • ESPN
 University Stadium (37,792) • Albuquerque, N.M.
 Conference USA vs. Mountain West Conference



St. Petersburg Bowl
 10 a.m. (CT) • Saturday, Dec. 26 • ESPN
 Tropicana Field (26,453) • St. Petersburg, Fla.
 Conference USA vs. American Athletic Conference



R+L Carriers New Orleans Bowl
 8 p.m. • Saturday, Dec. 19 • ESPN
 Mercedes-Benz Superdome (73,208) • New Orleans, La.
 Conference USA vs. Sun Belt Conference



Zaxby's Heart of Dallas Bowl
 1:20 p.m. • Saturday, Dec. 26 • ESPN
 Cotton Bowl (92,100) • Dallas, Texas
 Conference USA vs. Big 12 Conference



Miami Beach Bowl
 1:30 p.m. (CT) • Monday, Dec. 21 • ESPN
 Marlins Park (32,128) • Miami, Fla.
 Conference USA vs. American Athletic Conference



Camping World Independence Bowl
 4:45 p.m. • Saturday, Dec. 26 • ESPN
 Independence Stadium (48,975) • Shreveport, La.
 ACC or SEC vs. Conference USA (secondary selection)



Popeye's Bahamas Bowl
 11 a.m. (CT) • Thursday, Dec. 24 • ESPN
 Thomas A. Robinson National Stadium (15,000) • Nassau, Bahamas
 Conference USA vs. Mid-American Conference



Arizona Bowl
 TBA • Tuesday, Dec. 29 • TBA
 Arizona Stadium (56,037) • Tucson, Ariz.
 Conference USA vs. Mountain West Conference



SEASON OUTLOOK



ROADRUNNERS TO BEGIN NEW ERA FOLLOWING FIRST MAJOR ROSTER TURNOVER IN PROGRAM HISTORY

A new era has dawned on UTSA, as head coach Larry Coker and his staff have experienced the first major roster turnover in the program's young history.

One year after having the most experienced roster in the Football Bowl Subdivision, the Roadrunners will have one of the greenest teams in the nation after the departure of 36 seniors who helped build one of the most accomplished startup programs in NCAA annals.

UTSA will have just 17 seniors this fall and returns only six starters (two offense/four defense) and a Conference USA-low 31 returning letterwinners from last season's 4-8 squad. The Roadrunners may lack in experience, but the coaches point to a deeper pool of talent, as the dividends of the program's early success has paid off on the recruiting trails.

That talent depth will be tested early, as UTSA will play arguably the most difficult non-conference slate in the country in addition to its eight-game C-USA ledger.

This year's schedule features 12 games against FBS teams for the third consecutive year, beginning with four non-conference contests on national television against teams that all played in bowl games last season.

UTSA will open its fifth campaign on Thursday, Sept. 3, at Arizona, a team that finished 10-4 and ranked 17th nationally a year ago. The Roadrunners then will host Kansas State — 9-4 and No. 18 last season — in their home opener on Sept. 12, before traveling to Stillwater, Okla., one week later for the second straight season for a date at Oklahoma State. UTSA will conclude its vigorous non-league slate on Sept. 26 when it hosts Colorado State.

For the second time in three years, the Birds will open their league ledger against UTEP (Oct. 3) at the Sun Bowl, the site of their first-ever C-USA victory two seasons ago. UTSA will host defending West Division Champion Louisiana Tech the following Saturday before hitting the road again for an Oct. 17 matchup at Southern Miss.

Following the only bye week of the season, UTSA will face North Texas on Halloween night in Denton before closing the regular season with three of the final four games in the friendly confines of the Alamodome: Old Dominion for the annual Homecoming Game on Nov. 7, Rice seven days later and Middle Tennessee two days after Thanksgiving (Nov. 29). The Roadrunners' only road contest during November will come on Nov. 14 at C-USA newcomer Charlotte.

The C-USA Championship Game between the West and East Division winners is slated for Dec. 5 at the home stadium of the team with the better league winning percentage.

C-USA will have seven bowl tie-ins and one secondary arrangement for 2015. Conference teams who attain bowl eligibility may be selected for the Arizona (Dec. 29), Gildan New Mexico (Dec. 19), Independence (Dec. 26/secondary), Miami Beach (Dec. 21), Popeye's Bahamas (Dec. 24), R+L Carriers New Orleans (Dec. 19), St. Petersburg (Dec. 26) and Zaxby's Heart of Dallas (Dec. 26) Bowls.

Quarterbacks

Injuries had a huge impact at the quarterback position in 2014, as UTSA played four different signal callers during the campaign. Three of those QBs are back with valuable game experience under their belt.

Blake Bogenschutz (6-foot-0, 195 pounds) will enter fall camp atop the depth chart and he will benefit from being awarded a medical redshirt following a season-ending injury against FIU last October when he made the first-ever start by a true frosh in program history. He completed 22-of-39 passes for 282 yards in three games and proved to be back to 100 percent during spring practice. A 2013 *Dave Campbell's Texas Football* Top 300 selection, Bogenschutz registered 9,569 passing yards, 126 TD passes and 35 wins, including the Class 3A Division I State Championship as a senior, during a decorated prep career at Carthage.

Meanwhile, Austin Robinson (6-3, 220) appeared in eight games with four starts as a redshirt freshman a year ago. The dual threat from Houston compiled 645 yards and a touchdown on 81-of-146 passing and added 222 yards and a score on the ground.

Dalton Sturm (6-1, 180), a walk-on from Goliad, saw action at Western Kentucky last November and competed all three of his passing attempts for 47 yards and a TD.

Russell Bellomy (6-3, 220) transferred to UTSA from Michigan in June and will have one year of eligibility remaining. The Arlington native, who appeared in six games during the past three seasons for the Wolverines,

passed for 1,564 yards and 15 touchdowns and ran for 804 more as a senior all-district performer for Arlington Martin back in 2010.

A pair of true freshmen — Manny Harris (5-11, 230) and Jaylon Henderson (6-1, 205) — could also be in the mix for playing time in the near future.

Harris was an all-state performer at Copperas Cove High School, where he broke many of 2011 Heisman Trophy winner Robert Griffin III's school records.

Henderson, who enrolled in January and participated in spring drills, was a two-time all-district selection at Kingwood Park High School.

Running Backs

Graduation took both starters from last year's backfield in TB David Glasco II, the program's all-time leading rusher, and FB Nate Shaw, a stalwart in blocking and pass protection, along with versatile scatback Brandon Armstrong.

However, the return of Jarveon Williams (5-9, 200) gives the staff reason for optimism heading into the season. The Converse Judson High School product is the team's top returning rusher, as he has rushed for 451 yards and three touchdowns in 19 career games. The junior shined in spring drills and is expected to carry a heavier workload this fall.

A pair of speedsters who sat out last fall due to injuries also should receive carries at tailback.

Brian Vaughn (5-6, 175), a junior from Fort Worth, has seen action in 12 career contests, while redshirt freshman Jalen Rhodes (5-9, 185) missed last year due to injury, but he was an all-district performer at Rowlett High School.

True freshmen Jess Anders (5-9, 175), who piled up more than 2,800 career yards at Aledo, and Brett Winnegan (5-9, 185), who rushed for 2,290 yards and 26 TDs as a senior at Pearland Dawson, will join junior transfer Corbin White (5-11, 235), an all-purpose back from Northeast Mississippi Junior College, as a trio of newcomers that will provide depth.

Blake Dean (6-2, 225) and Halen Steward (5-10, 260) are the top candidates to fill the void left by Shaw at fullback.

Wide Receivers

UTSA has said farewell to more than a half dozen receivers who played major roles in the offense for the past four seasons, including all-conference performer Kam Jones, the program's career leader in receptions and yards.

Five receivers who have seen game action are back, led by seniors Kenny Bias (6-1, 180) and Aaron Grubb (5-8, 180).

Bias, from San Antonio Stevens High School, has 676 career receiving yards and six touchdowns, while Grubb, who hails from La Vernia, has 563 yards and a pair of scores to his credit and he is the squad's top returning receiver (23 for 202 yards).

Junior Miles Lerch (5-10, 165) hauled in six passes for 68 yards last year, while sophomores Aron Taylor (6-1, 195) and Kerry Thomas Jr. (6-0, 200), who caught five for 81 and a TD, also return.

Candidates from a bevy of newcomers are expected to contribute immediately.

Senior graduate transfer Cal Spangler (5-11, 180), junior college transfer JaBryce Taylor (6-1, 220), sophomores Devin Crayton (6-1, 210), Josh Stewart (6-4, 185) and Richard Turner (5-9, 165), Greg Campbell Jr. (6-0, 180) and Larry Stephens (5-11, 190) and true freshmen Derrick Dick (5-8, 185), Matt Guidry (5-8, 160), Peyton Hall (5-10, 180), Blaze Moorhead (5-10, 170) once again will give the Roadrunners plenty of depth at the position, as UTSA searches for the right mix of wideouts this fall.



Senior tight end David Morgan II was an honorable mention All-Conference USA pick in 2014.



Tight Ends

The tight ends will be led by senior David Morgan II (6-4, 260), who was an honorable mention all-conference selection a year ago. The Marble Falls native caught 20 passes for 255 yards and a touchdown in 2014 and has 538 receiving yards and three scores during his career.

Trevor Stevens (6-4, 245), a junior from Friendswood, is slated as the backup and will see additional action when UTSA utilizes a two-tight end set.

Senior Cade Laufer (6-2, 235), redshirt freshman Triston Crossland (6-2, 235) and junior transfer Shaq Williams (6-3, 245) will provide depth at the position.

Offensive Linemen

Four of the five familiar faces for the first four seasons on the offensive line exhausted their eligibility last season. That group — three-time all-conference OG Scott Inskeep, C Nate Leonard, OT Cody Harris and OT Josh Walker — combined for 162 career starts.

The lone returnee is senior OG/C William Cavanaugh (6-1, 300), a senior from New Braunfels Canyon who has made 15 starts and appeared in 25 career games.

Kyle McKinney (6-4, 300), a sophomore from Boerne Champion, exited spring practice as the starter at left guard.

Depth will come from a handful of players, including Austin Pratt (6-2, 300), a sophomore transfer from Blinn College, and redshirt freshman David Anzaldua (6-6, 350).

The tackle positions will be manned by the trio of Jordan Gray (6-2, 265), a senior from Fort Worth Trimble Tech who has eight starts and 28 appearances to his credit, Reed Darragh (6-4, 285), a sophomore from Buda Hays, and Cody Cole (6-5, 280), a junior from Fort Myers, Fla.

A promising group of newcomers will figure into the depth at both tackle spots.

Juan Perez-Isidoro (6-2, 280) is slated to take over for Leonard at center, but he also saw action tackle this past spring. The Birdville High product appeared in 11 games off the bench as a redshirt freshman last year.

Highland Park product Clayton Woods (6-2, 295), an early enrollee who went through spring practice, should push for playing time in the middle of the line.

Defensive Linemen

Graduation also took a heavy toll on the defensive line, as all-conference performers Robert Singletary, Ashaad Mabry and Cody Rogers, along with mainstays Richard Burge and Ferrington Macon are gone.

The returnees are led by preseason first-team All-Conference USA defensive end Jason Neill (6-2, 260). The senior from Flower Mound Marcus registered 29 tackles, including 6.5 for loss and 3.5 sacks, three quarterback hurries and a pair of forced fumbles last fall.

The other bookend, Marcus Davenport (6-6, 225), emerged as a pass-rushing force as a true freshman last season. The San Antonio Stevens product posted 14 stops and three sacks in his debut campaign and is expected to play a bigger role this fall.

Depth on the edges will come from senior Justyn Eddins (6-3, 250), juniors Ben Kane (6-3, 240) and Romario Napoles (6-0, 230) and freshmen T.J. King (6-2, 260) and Josiah Tauaefa (6-1, 235).

Inside, Brian Price (6-3, 305), a senior from Lafayette, Ind., who registered 23 tackles, a pair of sacks and three hurries last year, and Kennedy Ubabuike (6-2, 295), a senior from San Antonio Warren High School, will join forces with a promising group of newcomers.

That group includes junior college transfers Vontrell King-Williams (6-2, 320) and Jonathan Tuiolosega (6-1, 285), redshirt freshman Kevin Strong Jr. (6-3, 285) and true frosh Baylen Baker (6-5, 260) and King Newton (6-1, 270).

Linebackers

Preseason first-team all-conference selection Drew Douglas (6-1, 225) is the incumbent starter at the "Mike" position in UTSA's 4-2-5 defensive alignment.

The senior from Garland Sachse High School recorded 71 tackles, including seven for loss, in 2014 and has 160 stops in 29 career contests.

Dalton Miller (5-11, 220), a junior from San Antonio Warren, has been a steady performer at linebacker and on special teams in each of his first two seasons and is tabbed to back up Douglas.

At the "Hawk" spot, Marcos Curry (5-11, 220), a sophomore from Round Rock Stony Point High School, who had 16 tackles a year ago, and La'Kel Bass (6-1, 225), a junior transfer from Hutchinson (Kan.) Community College, are slated to fill the void left by honorable mention all-conference

performer Jens Jeters.

More depth will come from senior Cedric Haley (6-1, 220), junior Kevin Garcia (6-2, 225) and sophomore transfer Steven Holman (5-11, 220).

Defensive Backs

The Roadrunners employ five defensive backs — three safeties and two cornerbacks — in their base 4-2-5 set.

Despite the departure of Nic Johnston, the "Dawg" position appears to be left in good hands.

Juniors Michael Egwuagu (6-0, 225) and Chase Dahlquist (6-0, 195) give UTSA a solid 1-2 punch after seeing considerable playing time a year ago.

Egwuagu, from Pflugerville Connally High School, has tallied 66 tackles, six TFLs and a pair of picks in the first two years of his career, while Dahlquist has posted 45 career stops.

Mauricio Sanchez (6-0, 205) is atop the depth chart at "Rover."

The senior from San Antonio Warren has 125 tackles, 4.5 tackles for loss, an interception and a pair of pass breakups in 30 career games (20 starts).

His backup will be Duke Wheeler (5-9, 200), a senior from Tyler who showed a nose for the ball last year with two fumble recoveries, a pair of pass breakups, a forced fumble and 22 tackles in his first year with the Birds after coming from Texas A&M-Commerce, where he actually faced UTSA as a member of the Lions back during the 2012 campaign.

One of the program's most-decorated players, Triston Wade, has taken his talents to the NFL's Seattle Seahawks after finishing his UTSA career as its all-time leader in tackles (293), interceptions (12) and fumble recoveries (six).

Sophomores Nate Gaines (6-2, 195), who hails from Mesquite Poteet High School, and Justin Chavez (5-10, 190), an Irving MacArthur High School product, have been pegged to take over at free safety entering fall camp.

At cornerback, preseason first-team all-conference choice Bennett Okotcha (6-0, 195) has one side of the field locked down.

The senior from Coppell, who transferred from Oklahoma after his freshman year, has 52 tackles, 16 PBUs and a pair of interceptions in 22 career games (20 starts) with the Birds.

Trevor Baker (6-2, 195) is the next-most experienced corner on the roster with 10 games under his belt. The senior from Prather, Calif., posted 11 stops and a pair of pass breakups in 2014.

Depth will come from a stable of young talent, including sophomores N'Keal Bailey (5-11, 180) and Aneas Henricks (5-11, 180), redshirt freshman Stanley Dye Jr. (5-9, 170) and freshmen JaColbie Butler (5-9, 180) and JaCorie Jones (5-9, 180).



Senior cornerback Bennett Okotcha is a preseason first-team all-conference selection

Special Teams

UTSA lost all-conference performers at place-kicker (Sean Ianno), punter (Kristian Stern) and deep snapper (Jesse Medrano) to graduation, but capable replacements are set to step into those roles this season.

Daniel Portillo (6-0, 170) has a leg up in the battle to fill the void left by Ianno, who kicked five game-winning field goals during his career. The sophomore from Pflugerville Connally gained valuable experience in 2014 with 18 kickoffs (three for touchback) and an extra point.

Portillo will be backed up by redshirt freshman transfer Matthew Wylie (6-5, 195).

Routsas and Portillo will look to replace Stern, UTSA's career leader in punt average and attempts.

At deep snapper, Matt Bayliss (6-7, 195), a sophomore from Tulsa, Okla., stepped in for the injured Medrano in the last four games last season and performed flawlessly.

In the return game, Williams, who has a 21.8 career return average, Bias and Rhodes all will get looks at kickoff returns. Grubb, who has an 8.4 career average, and Thomas Jr. are the top candidates for punt returner.

2015 UTSA FOOTBALL NUMERICAL ROSTER

#	Name	Pos.	Ht.	Wt.	Yr.-Exp.	Hometown (High School/Previous School)
1	Manny Harris	QB	5-11	230	Fr.-HS	Copperas Cove, Texas (Copperas Cove HS)
2	Stanley Dye Jr.	CB	5-9	170	Fr.-RS	Orange Park, Fla. (Ridgeview HS)
2	Jarveon Williams	RB	5-9	200	Jr.-2L	Converse, Texas (Judson HS)
3	Austin Robinson	QB	6-3	220	So.-1L	Houston, Texas (Episcopal HS)
4	Blake Bogenschutz	QB	6-0	195	Fr.-RS	Carthage, Texas (Carthage HS)
4	Duke Wheeler	S	5-9	200	Sr.-1L	Tyler, Texas (John Tyler HS/Tyler [Texas] JC/Texas A&M-Commerce)
5	Corbin White	RB	5-11	235	Jr.-TR	Nettleton, Miss. (Nettleton HS/Northeast Mississippi JC)
6	Jaylon Henderson	QB	6-1	205	Fr.-HS	Kingwood, Texas (Park HS)
6	Aneas Henricks	CB	5-11	180	So.-SQ	Bastrop, Texas (Bastrop HS)
7	Kerry Thomas Jr.	WR	6-0	200	So.-1L	College Station, Texas (A&M Consolidated HS)
8	Russell Bellomy	QB	6-3	220	Sr.-TR	Arlington, Texas (Martin HS/Michigan)
8	Michael Egwuagu	S	6-0	225	Jr.-2L	Pflugerville, Texas (Connally HS)
9	Dannon Cavil	WR	6-1	210	So.-TR	San Antonio, Texas (Madison HS/Oklahoma)
9	Marcos Curry	LB	5-11	220	So.-1L	Round Rock, Texas (Stony Point HS)
10	Carl Austin III	S	6-0	185	Fr.-HS	Austin, Texas (St. Stephen's Episcopal HS)
10	Greg Campbell Jr.	WR	6-0	180	Fr.-RS	Humble, Texas (Atascocita HS)
11	Nate Gaines	S	6-2	195	So.-1L	Mesquite, Texas (Poteet HS)
11	Matt Guidry	WR	5-8	160	Fr.-HS	League City, Texas (Clear Springs HS)
12	Andrew Martel	S	6-0	195	Fr.-HS	Richmond, Texas (Foster HS)
12	Josh Stewart	WR	6-4	185	So.-HS	College Station, Texas (A&M Consolidated HS)
13	Daniel Portillo	PK/P	6-0	170	So.-SQ	Austin, Texas (Connally HS)
13	Brian Vaughn	RB	5-6	175	Jr.-RS	Fort Worth, Texas (All Saints HS)
14	C.J. Levine	S	5-10	180	Fr.-HS	Port Arthur, Texas (Memorial HS)
14	Dalton Sturm	QB	6-1	180	So.-SQ	Goliad, Texas (Goliad HS)
15	Jess Anders	RB	5-9	175	Fr.-HS	Aledo, Texas (Aledo HS)
15	Zach Velasquez	S	5-9	175	Fr.-HS	Austin, Texas (Bowie HS)
16	Derrick Dick	WR	5-8	185	Fr.-HS	College Station, Texas (A&M Consolidated HS)
17	Aron Taylor	WR	6-1	195	So.-1L	San Antonio, Texas (Warren HS)
18	Peyton Hall	WR	5-10	180	Fr.-HS	San Antonio, Texas (Brandeis HS)
18	Isaiah Santos	S	5-11	200	Fr.-HS	Spring, Texas (Klein Collins HS)
19	Isaiah Clay	S	5-7	190	Fr.-RS	Corpus Christi, Texas (Carroll HS)
19	Blaze Moorhead	WR	5-10	170	Fr.-HS	Fort Worth, Texas (All Saints HS)
20	JaCorie Jones	CB	5-9	180	Fr.-HS	Port Arthur, Texas (Memorial HS)
20	Brett Winnegan	RB	5-9	185	Fr.-HS	Pearland, Texas (Dawson HS)
21	Bennett Okotcha	CB	6-0	195	Sr.-2L	Coppell, Texas (Coppell HS/Oklahoma)
22	JaColbie Butler	CB	5-9	180	Fr.-HS	Pearland, Texas (Pearland HS)
22	Richard Turner	WR	5-9	165	So.-RS	Plano, Texas (West HS/Austin College)
23	Triston Crossland	TE	6-2	235	Fr.-RS	Corpus Christi, Texas (Calallen HS)
23	Darryl Godfrey	S	5-11	180	Fr.-HS	San Antonio, Texas (O'Connor HS)
24	N'Keal Bailey	CB	5-11	180	So.-SQ	Frisco, Texas (Princeton HS)
25	Mauricio Sanchez	S	6-0	205	Sr.-3L	San Antonio, Texas (Warren HS)
26	Trevor Baker	CB	6-2	195	Sr.-1L	Prather, Calif. (Sierra HS/Fresno [Calif.] CC)
27	Deandre Williams	CB	5-10	175	Fr.-HS	Tyler, Texas (John Tyler HS)
28	Jalen Rhodes	RB	5-9	185	Fr.-RS	Rowlett, Texas (Rowlett HS)
29	Matthew Wylie	PK	6-5	195	Fr.-TR	Dripping Springs, Texas (Dripping Springs HS/Massachusetts)
30	Justin Chavez	S	5-10	190	So.-1L	Irving, Texas (MacArthur HS)
31	Tyrell Clay	RB	5-9	200	So.-SQ	Corpus Christi, Texas (Miller HS)
32	Drew Douglas	LB	6-1	225	Sr.-2L	Garland, Texas (Sachse HS)
33	Chase Dahlquist	S	6-0	195	Jr.-2L	Tulsa, Okla. (Union HS)
34	Halen Steward	RB	5-10	260	Fr.-HS	St. Augustine, Fla. (Menendez HS)
35	Edward Chavez	LB	6-1	205	Fr.-HS	Raymondville, Texas (Raymondville HS)
35	Justin Todd	LB	6-0	215	Fr.-RS	Orange Park, Fla. (Oakleaf HS)
36	Kyle Tyson	LB	5-10	215	Fr.-HS	Round Rock, Texas (Stony Point HS)
37	Austin Jupe	S	6-1	195	So.-SQ	San Antonio, Texas (East Central HS/Baylor)
38	Andrew King	RB	6-0	220	So.-SQ	Shreveport, La. (Calvary Baptist Academy/Tyler [Texas] JC)
39	Yannis Routsas	P	6-3	200	Fr.-RS	Houston, Texas (Clear Brook HS)
40	Blake Dean	RB	6-2	225	Jr.-1L	Temple, Texas (Temple HS/West Texas A&M)

2015 UTSA FOOTBALL NUMERICAL ROSTER



#	Name	Pos.	Ht.	Wt.	Yr.-Exp.	Hometown (High School/Previous School)
41	Cedric Haley	LB	6-1	200	Sr.-SQ	Pflugerville, Texas (Connally HS/Cisco [Texas] JC)
42	La'Kel Bass	LB	6-1	225	Jr.-TR	St. Louis, Mo. (Christian Brothers HS/New Mexico Military Institute/Hutchinson [Kan.] CC)
43	Ben Kane	DE	6-3	240	Jr.-TR	West Covina, Calif. (South Hills HS/Citrus [Calif.] JC)
44	Devin Crayton	WR	6-1	210	So.-TR	San Antonio, Texas (Brandeis HS/Navy)
45	Justyn Eddins	DE	6-3	250	Sr.-SQ	Granada Hills, Calif. (Hart HS/College of the Canyons [Calif.] JC)
46	Cade Laufer	TE	6-2	235	Sr.-1L	Houston, Texas (Westside HS)
47	Romario Napoles	DE	6-0	230	Jr.-SQ	San Angelo, Texas (San Angelo Central HS/Angelo State)
48	Gage Hadlock	S	5-11	200	Jr.-SQ	New Braunfels, Texas (Canyon HS)
49	Matt Bayliss	DS	6-7	195	So.-SQ	Tulsa, Okla. (Holland Hall HS)
50	Clayton Woods	C	6-2	295	Fr.-HS	Dallas, Texas (Highland Park HS)
51	Steven Holman	LB	5-11	220	So.-TR	Houston, Texas (Westside HS/Valparaiso)
52	Kelby Wickline	OT	6-5	255	Fr.-HS	Stillwater, Okla. (Stillwater HS)
53	Kevin Garcia	LB	6-2	225	Jr.-TR	Tyler, Texas (Chapel Hill HS/Tyler [Texas] JC)
54	Kevin Strong Jr.	DT	6-3	285	Fr.-RS	Cleveland, Texas (Cleveland HS)
55	Josiah Tauaefa	DE	6-1	235	Fr.-HS	Corinth, Texas (Lake Dallas HS)
56	Dalton Miller	LB	5-11	220	Jr.-2L	San Antonio, Texas (Warren HS)
57	Victor Falcon	P/PK	5-11	200	Fr.-HS	Comfort, Texas (Comfort HS)
58	Alex Snow	OG	6-2	295	Fr.-HS	League City, Texas (Clear Lake HS)
59	T.J. Talashek	C	5-10	270	Jr.-SQ	Sunnyvale, Texas (Sunnyvale HS/Coastal Carolina/UTEP)
60	Juan Perez-Isidoro	C	6-2	280	So.-1L	North Richland Hills, Texas (Birdville HS)
61	Coleman Dennis	DT	5-11	265	Fr.-HS	Wolfforth, Texas (Frenship HS)
62	Shane Block	OT	6-5	275	Fr.-HS	Yukon, Okla. (Yukon HS)
63	William Cavanaugh	OG/C	6-1	300	Sr.-2L	New Braunfels, Texas (Canyon HS)
64	Justin Barlow	DE	6-3	250	So.-TR	Temecula, Calif. (Great Oak HS/Troy)
65	Michael Roberson	OT	6-3	280	Sr.-SQ	Pflugerville, Texas (Pflugerville HS)
66	Zach Hester	OG	6-4	330	Sr.-2L	Houston, Texas (Aldine HS)
67	Kyle McKinney	OG	6-4	300	So.-SQ	Boerne, Texas (Champion HS)
68	Austin Pratt	OG	6-2	300	So.-TR	Sealy, Texas (Sealy HS/Blinn [Texas] JC)
69	Brent Swanson	OG	5-11	280	Jr.-SQ	Corpus Christi, Texas (Carroll HS)
70	Jordan Gray	OT	6-2	265	Sr.-2L	Fort Worth, Texas (Trimble Tech HS)
71	Cody Cole	OT	6-5	280	Jr.-1L	Fort Myers, Fla. (Bishop Verot HS)
72	Gabriel Casillas	OT	6-5	280	Jr.-TR	Chula Vista, Calif. (Eastlake HS/Southwestern [Calif.] JC)
73	David Anzaldua	OG	6-6	350	Fr.-RS	Edinburg, Texas (North HS)
74	Reed Darragh	OT	6-4	285	So.-1L	Buda, Texas (Hays HS)
75	Jonathan Tuiolosega	DT	6-1	285	Jr.-TR	Seaside, Calif. (Seaside HS/Monterey [Calif.] Peninsula JC)
76	Jeff Beverly	TE	6-6	250	Jr.-TR	League City, Texas (Clear Springs HS/Texas A&M-Corpus Christi/McClennan [Texas] JC)
78	Garrett Love	OG	6-2	295	Fr.-HS	North Richland Hills, Texas (Birdville HS)
80	Cal Spangler	WR	5-11	180	Sr.-TR	Georgetown, Texas (Georgetown HS/Baylor)
81	Kenny Bias	WR	6-1	180	Sr.-3L	San Antonio, Texas (Stevens HS)
82	David Morgan II	TE	6-4	260	Sr.-3L	Marble Falls, Texas (Marble Falls HS)
83	JaBryce Taylor	WR	6-1	220	Jr.-TR	Lufkin, Texas (Lufkin HS/SMU/Navarro [Texas] JC)
84	Larry Stephens	WR	5-11	190	Fr.-RS	San Antonio, Texas (Brandeis HS)
85	Shaq Williams	TE	6-3	245	Jr.-TR	Madison, Miss. (Central HS/Southwest Mississippi JC)
86	Brady Jones	WR	5-10	180	So.-SQ	George West, Texas (George West HS)
87	Trevor Stevens	TE	6-4	245	Jr.-2L	Friendswood, Texas (Friendswood HS)
88	Aaron Grubb	WR	5-8	180	Sr.-3L	La Vernia, Texas (La Vernia HS)
89	Miles Lerch	WR	5-10	165	Jr.-1L	Houston, Texas (St. Thomas HS)
90	Kennedy Ubabuike	DT	6-2	295	Sr.-SQ	San Antonio, Texas (Warren HS/Texas A&M-Kingsville)
91	Brian Price	DT	6-3	305	Sr.-2L	Lafayette, Ind. (McCutcheon HS/Hancock [Calif.] JC)
92	King Newton	DT	6-1	270	Fr.-HS	Southlake, Texas (Carroll HS)
93	Marcus Davenport	DE	6-6	225	So.-1L	San Antonio, Texas (Stevens HS)
94	John Paul Davila	DT	6-1	290	So.-SQ	San Antonio, Texas (Lanier HS)
95	Joseph Brooks	DT	6-1	295	Fr.-HS	San Angelo, Texas (Central HS)
96	Jason Neill	DE	6-2	260	Sr.-3L	Flower Mound, Texas (Marcus HS)
97	Vontrell King-Williams	DT	6-2	320	Jr.-TR	Chicago, Ill. (Mount Carmel HS/Illinois/Bulter [Kan.] CC)
98	T.J. King	DE	6-2	260	Fr.-HS	Irving, Texas (MacArthur HS)
99	Baylen Baker	DT	6-5	260	Fr.-HS	Abilene, Texas (Wylie HS)



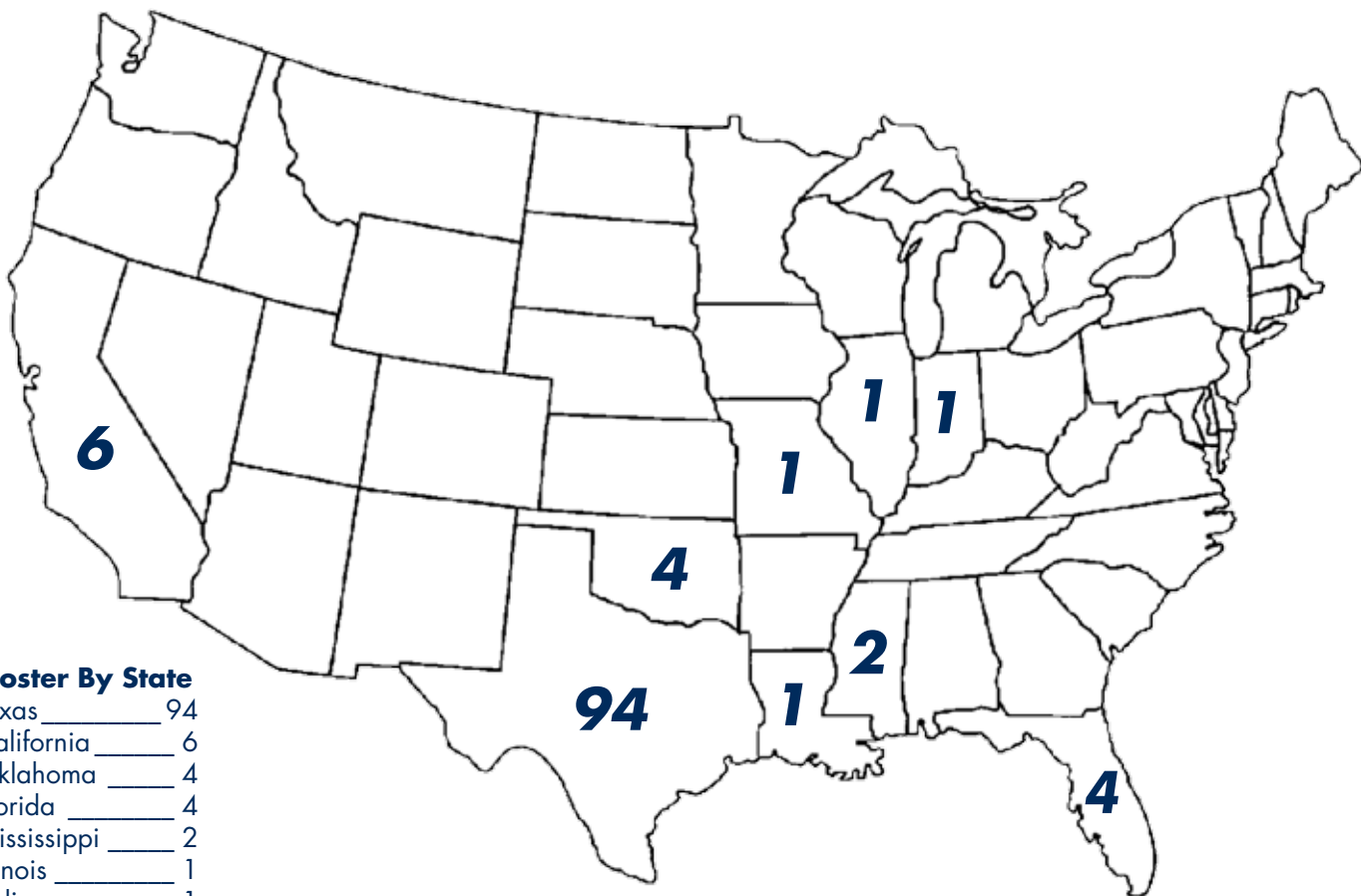
2015 UTSA FOOTBALL ALPHABETICAL ROSTER

Name	#	Pos.	Ht.	Wt.	Yr.-Exp.	Hometown (High School/Previous School)
Anders, Jess	15	RB	5-9	175	Fr.-HS	Aledo, Texas (Aledo HS)
Anzaldua, David	73	OG	6-6	350	Fr.-RS	Edinburg, Texas (North HS)
Austin III, Carl	10	S	6-0	185	Fr.-HS	Austin, Texas (St. Stephen's Episcopal HS)
Bailey, N'Keal	24	CB	5-11	180	So.-SQ	Frisco, Texas (Princeton HS)
Baker, Baylen	99	DT	6-5	260	Fr.-HS	Abilene, Texas (Wylie HS)
Baker, Trevor	26	CB	6-2	195	Sr.-1L	Prather, Calif. (Sierra HS/Fresno [Calif.] CC)
Barlow, Justin	64	DE	6-3	250	So.-TR	Temecula, Calif. (Great Oak HS/Troy)
Bass, La'Kel	42	LB	6-1	225	Jr.-TR	St. Louis, Mo. (Christian Brothers HS/New Mexico Military Institute/Hutchinson [Kan.] CC)
Bayliss, Matt	49	DS	6-7	195	So.-SQ	Tulsa, Okla. (Holland Hall HS)
Bellomy, Russell	8	QB	6-3	220	Sr.-TR	Arlington, Texas (Martin HS/Michigan)
Beverly, Jeff	76	TE	6-6	250	Jr.-TR	League City, Texas (Clear Springs HS/Texas A&M-Corpus Christi/McClennan [Texas] JC)
Bias, Kenny	81	WR	6-1	180	Sr.-3L	San Antonio, Texas (Stevens HS)
Block, Shane	62	OT	6-5	275	Fr.-HS	Yukon, Okla. (Yukon HS)
Bogenschutz, Blake	4	QB	6-0	195	Fr.-RS	Carthage, Texas (Carthage HS)
Brooks, Joseph	95	DT	6-1	295	Fr.-HS	San Angelo, Texas (Central HS)
Butler, JaColbie	22	CB	5-9	180	Fr.-HS	Pearland, Texas (Pearland HS)
Campbell Jr., Greg	10	WR	6-0	180	Fr.-RS	Humble, Texas (Atascocita HS)
Casillas, Gabriel	72	OT	6-5	280	Jr.-TR	Chula Vista, Calif. (Eastlake HS/Southwestern [Calif.] JC)
Cavanaugh, William	63	OG/C	6-1	300	Sr.-2L	New Braunfels, Texas (Canyon HS)
Cavil, Dannon	9	WR	6-1	210	So.-TR	San Antonio, Texas (Madison HS/Oklahoma)
Chavez, Edward	35	LB	6-1	205	Fr.-HS	Raymondville, Texas (Raymondville HS)
Chavez, Justin	30	S	5-10	190	So.-1L	Irving, Texas (MacArthur HS)
Clay, Isaiah	19	S	5-7	190	Fr.-RS	Corpus Christi, Texas (Carroll HS)
Clay, Tyrell	31	RB	5-9	200	So.-SQ	Corpus Christi, Texas (Miller HS)
Cole, Cody	71	OT	6-5	280	Jr.-1L	Fort Myers, Fla. (Bishop Verot HS)
Crayton, Devin	44	WR	6-1	210	So.-TR	San Antonio, Texas (Brandeis HS/Navy)
Crossland, Triston	23	TE	6-2	235	Fr.-RS	Corpus Christi, Texas (Calallen HS)
Curry, Marcos	9	LB	5-11	220	So.-1L	Round Rock, Texas (Stony Point HS)
Dahlquist, Chase	33	S	6-0	195	Jr.-2L	Tulsa, Okla. (Union HS)
Darragh, Reed	74	OT	6-4	285	So.-1L	Buda, Texas (Hays HS)
Davenport, Marcus	93	DE	6-6	225	So.-1L	San Antonio, Texas (Stevens HS)
Davila, John Paul	94	DT	6-1	290	So.-SQ	San Antonio, Texas (Lanier HS)
Dean, Blake	40	RB	6-2	225	Jr.-1L	Temple, Texas (Temple HS/West Texas A&M)
Dennis, Coleman	61	DT	5-11	265	Fr.-HS	Wolfforth, Texas (Frenship HS)
Dick, Derrick	16	WR	5-8	185	Fr.-HS	College Station, Texas (A&M Consolidated HS)
Douglas, Drew	32	LB	6-1	225	Sr.-2L	Garland, Texas (Sachse HS)
Dye Jr., Stanley	2	CB	5-9	170	Fr.-RS	Orange Park, Fla. (Ridgeview HS)
Eddins, Justyn	45	DE	6-3	250	Sr.-SQ	Granada Hills, Calif. (Hart HS/College of the Canyons [Calif.]
Egwuagu, Michael	8	S	6-0	225	Jr.-2L	Pflugerville, Texas (Connally HS)
Falcon, Victor	57	P/PK	5-11	200	Fr.-HS	Comfort, Texas (Comfort HS)
Gaines, Nate	11	S	6-2	195	So.-1L	Mesquite, Texas (Poteet HS)
Garcia, Kevin	53	LB	6-2	225	Jr.-TR	Tyler, Texas (Chapel Hill HS/Tyler [Texas] JC)
Godfrey, Darryl	23	S	5-11	180	Fr.-HS	San Antonio, Texas (O'Connor HS)
Gray, Jordan	70	OT	6-2	265	Sr.-2L	Fort Worth, Texas (Trimble Tech HS)
Grubb, Aaron	88	WR	5-8	180	Sr.-3L	La Vernia, Texas (La Vernia HS)
Guidry, Matt	11	WR	5-8	160	Fr.-HS	League City, Texas (Clear Springs HS)
Hadlock, Gage	48	S	5-11	200	Jr.-SQ	New Braunfels, Texas (Canyon HS)
Haley, Cedric	41	LB	6-1	200	Sr.-SQ	Pflugerville, Texas (Connally HS/Cisco [Texas] JC)
Hall, Peyton	18	WR	5-10	180	Fr.-HS	San Antonio, Texas (Brandeis HS)
Harris, Manny	1	QB	5-11	230	Fr.-HS	Copperas Cove, Texas (Copperas Cove HS)
Henderson, Jaylon	6	QB	6-1	205	Fr.-HS	Kingwood, Texas (Park HS)
Henricks, Aneas	6	CB	5-11	180	So.-SQ	Bastrop, Texas (Bastrop HS)
Hester, Zach	66	OG	6-4	330	Sr.-2L	Houston, Texas (Aldine HS)
Holman, Steven	51	LB	5-11	220	So.-TR	Houston, Texas (Westside HS/Valparaiso)
Jones, Brady	86	WR	5-10	180	So.-SQ	George West, Texas (George West HS)
Jones, JaCorie	20	CB	5-9	180	Fr.-HS	Port Arthur, Texas (Memorial HS)
Jupe, Austin	37	S	6-1	195	So.-SQ	San Antonio, Texas (East Central HS/Baylor)

2015 UTSA FOOTBALL ALPHABETICAL ROSTER



Name	#	Pos.	Ht.	Wt.	Yr.-Exp.	Hometown (High School/Previous School)
Kane, Ben	43	DE	6-3	240	Jr.-TR	West Covina, Calif. (South Hills HS/Citrus [Calif.] JC)
King, Andrew	38	RB	6-0	220	So.-SQ	Shreveport, La. (Calvary Baptist Academy/Tyler [Texas] JC)
King, T.J.	98	DE	6-2	260	Fr.-HS	Irving, Texas (MacArthur HS)
King-Williams, Vontrell	97	DT	6-2	320	Jr.-TR	Chicago, Ill. (Mount Carmel HS/Illinois/Bulter [Kan.] CC)
Laufer, Cade	46	TE	6-2	235	Sr.-1L	Houston, Texas (Westside HS)
Lerch, Miles	89	WR	5-10	165	Jr.-1L	Houston, Texas (St. Thomas HS)
Levine, C.J.	14	S	5-10	180	Fr.-HS	Port Arthur, Texas (Memorial HS)
Love, Garrett	78	OG	6-2	295	Fr.-HS	North Richland Hills, Texas (Birdville HS)
Martel, Andrew	12	S	6-0	195	Fr.-HS	Richmond, Texas (Foster HS)
McKinney, Kyle	67	OG	6-4	300	So.-SQ	Boerne, Texas (Champion HS)
Miller, Dalton	56	LB	5-11	220	Jr.-2L	San Antonio, Texas (Warren HS)
Moorhead, Blaze	19	WR	5-10	170	Fr.-HS	Fort Worth, Texas (All Saints HS)
Morgan II, David	82	TE	6-4	260	Sr.-3L	Marble Falls, Texas (Marble Falls HS)
Napoles, Romario	47	DE	6-0	230	Jr.-SQ	San Angelo, Texas (San Angelo Central HS/Angelo State)
Neill, Jason	96	DE	6-2	260	Sr.-3L	Flower Mound, Texas (Marcus HS)
Newton, King	92	DT	6-1	270	Fr.-HS	Southlake, Texas (Carroll HS)
Okotcha, Bennett	21	CB	6-0	195	Sr.-2L	Coppell, Texas (Coppell HS/Oklahoma)
Perez-Isidoro, Juan	60	C	6-2	280	So.-1L	North Richland Hills, Texas (Birdville HS)
Portillo, Daniel	13	PK/P	6-0	170	So.-SQ	Austin, Texas (Connally HS)
Pratt, Austin	68	OG	6-2	300	So.-TR	Sealy, Texas (Sealy HS/Blinn [Texas] JC)
Price, Brian	91	DT	6-3	305	Sr.-2L	Lafayette, Ind. (McCutcheon HS/Hancock [Calif.] JC)
Rhodes, Jalen	28	RB	5-9	185	Fr.-RS	Rowlett, Texas (Rowlett HS)
Roberson, Michael	65	OT	6-3	280	Sr.-SQ	Pflugerville, Texas (Pflugerville HS)
Robinson, Austin	3	QB	6-3	220	So.-1L	Houston, Texas (Episcopal HS)
Routsas, Yannis	39	P	6-3	200	Fr.-RS	Houston, Texas (Clear Brook HS)
Sanchez, Mauricio	25	S	6-0	205	Sr.-3L	San Antonio, Texas (Warren HS)
Santos, Isaiah	18	S	5-11	200	Fr.-HS	Spring, Texas (Klein Collins HS)
Snow, Alex	58	OG	6-2	295	Fr.-HS	League City, Texas (Clear Lake HS)
Spangler, Cal	80	WR	5-11	180	Sr.-TR	Georgetown, Texas (Georgetown HS/Baylor)
Stephens, Larry	84	WR	5-11	190	Fr.-RS	San Antonio, Texas (Brandeis HS)
Stevens, Trevor	87	TE	6-4	245	Jr.-2L	Friendswood, Texas (Friendswood HS)
Steward, Halen	34	RB	5-10	260	Fr.-HS	St. Augustine, Fla. (Menendez HS)
Stewart, Josh	12	WR	6-4	185	So.-HS	College Station, Texas (A&M Consolidated HS)
Strong Jr., Kevin	54	DT	6-3	285	Fr.-RS	Cleveland, Texas (Cleveland HS)
Sturm, Dalton	14	QB	6-1	180	So.-SQ	Goliad, Texas (Goliad HS)
Swanson, Brent	69	OG	5-11	280	Jr.-SQ	Corpus Christi, Texas (Carroll HS)
Talashak, T.J.	59	C	5-10	270	Jr.-SQ	Sunnyvale, Texas (Sunnyvale HS/Coastal Carolina/UTEP)
Tauaefa, Josiah	55	DE	6-1	235	Fr.-HS	Corinth, Texas (Lake Dallas HS)
Taylor, Aron	17	WR	6-1	195	So.-1L	San Antonio, Texas (Warren HS)
Taylor, JaBryce	83	WR	6-1	220	Jr.-TR	Lufkin, Texas (Lufkin HS/SMU/Navarro [Texas] JC)
Thomas Jr., Kerry	7	WR	6-0	200	So.-1L	College Station, Texas (A&M Consolidated HS)
Todd, Justin	35	LB	6-0	215	Fr.-RS	Orange Park, Fla. (Oakleaf HS)
Tuiolosega, Jonathan	75	DT	6-1	285	Jr.-TR	Seaside, Calif. (Seaside HS/Monterey [Calif.] Peninsula JC)
Turner, Richard	22	WR	5-9	165	So.-RS	Plano, Texas (West HS/Austin College)
Tyson, Kyle	36	LB	5-10	215	Fr.-HS	Round Rock, Texas (Stony Point HS)
Ubabuike, Kennedy	90	DT	6-2	295	Sr.-SQ	San Antonio, Texas (Warren HS/Texas A&M-Kingsville)
Vaughn, Brian	13	RB	5-6	175	Jr.-RS	Fort Worth, Texas (All Saints HS)
Velasquez, Zach	15	S	5-9	175	Fr.-HS	Austin, Texas (Bowie HS)
Wheeler, Duke	4	S	5-9	200	Sr.-1L	Tyler, Texas (John Tyler HS/Tyler [Texas] JC/Texas A&M-Commerce)
White, Corbin	5	RB	5-11	235	Jr.-TR	Nettleton, Miss. (Nettleton HS/Northeast Mississippi JC)
Wickline, Kelby	52	OT	6-5	255	Fr.-HS	Stillwater, Okla. (Stillwater HS)
Williams, Deandre	27	CB	5-10	175	Fr.-HS	Tyler, Texas (John Tyler HS)
Williams, Jarveon	2	RB	5-9	200	Jr.-2L	Converse, Texas (Judson HS)
Williams, Shaq	85	TE	6-3	245	Jr.-TR	Madison, Miss. (Central HS/Southwest Mississippi JC)
Winnegan, Brett	20	RB	5-9	185	Fr.-HS	Pearland, Texas (Dawson HS)
Woods, Clayton	50	C	6-2	295	Fr.-HS	Dallas, Texas (Highland Park HS)
Wylie, Matthew	29	PK	6-5	195	Fr.-TR	Dripping Springs, Texas (Dripping Springs HS/Massachusetts)



Roster By State

Texas	94
California	6
Oklahoma	4
Florida	4
Mississippi	2
Illinois	1
Indiana	1
Louisiana	1
Missouri	1
Total	114

Seniors (20)

- Trevor Baker
- Russell Bellomy
- Kenny Bias
- William Cavanaugh
- Drew Douglas
- Justyn Eddins
- Jordan Gray
- Aaron Grubb
- Cedric Haley
- Zach Hester
- Cade Laufer
- David Morgan II
- Jason Neill
- Bennett Okotcha
- Brian Price
- Michael Roberson
- Mauricio Sanchez
- Cal Spangler
- Kennedy Ubabuike
- Duke Wheeler

Juniors (23)

- La'Keal Bass
- Jeff Beverly
- Gabriel Casillas
- Cody Cole
- Chase Dahlquist
- Blake Dean
- Michael Egwuagu

- Kevin Garcia
- Gage Hadlock
- Ben Kane
- Vontrell King-Williams
- Miles Lerch
- Dalton Miller
- Romario Napoles
- Trevor Stevens
- Brent Swanson
- T.J. Talashek
- JaBryce Taylor
- Jonathan Tuiolosega
- Brian Vaughn
- Corbin White
- Jarveon Williams
- Shaq Williams

Sophomores (27)

- N'Keal Bailey
- Justin Barlow
- Matt Bayliss
- Dannon Cavil
- Justin Chavez
- Tyrell Clay
- Devin Crayton
- Marcos Curry
- Reed Darragh
- Marcus Davenport
- John Paul Davila
- Nate Gaines

- Aneas Henricks
- Steven Holman
- Brady Jones
- Austin Jupe
- Andrew King
- Kyle McKinney
- Juan Perez-Isidoro
- Daniel Portillo
- Austin Pratt
- Austin Robinson
- Josh Stewart
- Dalton Sturm
- Aron Taylor
- Kerry Thomas Jr.
- Richard Turner

Freshmen (44)

- Jess Anders
- David Anzaldua
- Carl Austin III
- Baylen Baker
- Shane Block
- Blake Bogenschutz
- Joseph Brooks
- JaColbie Butler
- Greg Campbell Jr.
- Edward Chavez
- Isaiah Clay
- Triston Crossland
- Coleman Dennis
- Derrick Dick

- Stanley Dye Jr.
- Victor Falcon
- Darryl Godfrey
- Matt Guidry
- Peyton Hall
- Manny Harris
- Jaylon Henderson
- JaCorie Jones
- T.J. King
- C.J. Levine
- Garrett Love
- Andrew Martel
- Blaze Moorhead
- King Newton
- Jalen Rhodes
- Yannis Routsas
- Isaiah Santos
- Alex Snow
- Larry Stephens
- Halen Steward
- Kevin Strong Jr.
- Josiah Tauaefa
- Justin Todd
- Kyle Tyson
- Zach Velasquez
- Kelby Wickline
- Deandre Williams
- Brett Winnegan
- Clayton Woods
- Matthew Wylie



STARTERS RETURNING (6)

OFFENSE (2)

Pos.	#	Name (Career/2014 starts)	Height	Weight	Year-Exp.	Hometown (High School/Previous School)
TE	82	David Morgan II (10/6)	6-4	255	Sr.-3L	Marble Falls, Texas (Marble Falls HS)
OG	63	William Cavanaugh (15/6)	6-1	310	Sr.-2L	New Braunfels, Texas (Canyon HS)

DEFENSE (4)

Pos.	#	Name (Career/2014 starts)	Height	Weight	Year-Exp.	Hometown (High School/Previous School)
LB	32	Drew Douglas (22/11)	6-1	225	Sr.-2L	Garland, Texas (Sachse HS)
S	33	Chase Dahlquist (7/6)	6-0	195	Jr.-2L	Tulsa, Okla. (Union HS)
S	25	Mauricio Sanchez (20/7)	6-0	200	Sr.-3L	San Antonio, Texas (Warren HS)
CB	21	Bennett Okotcha (20/11)	6-0	185	Sr.-2L	Coppell, Texas (Coppell HS/Oklahoma)

STARTERS LOST (18)

OFFENSE (9)

Pos.	#	Name (Career/2014 starts)	Height	Weight	Hometown (High School/Previous School)
QB	6	Tucker Carter (7/7)	6-3	220	Allen, Texas (Allen HS/Trinity Valley [Texas] CC)
TB	11	David Glasco II (40/12)	5-10	205	San Antonio, Texas (Wagner HS)
FB	27	Nate Shaw (18/8)	5-11	240	Austin, Texas (Anderson HS)
WR	1	Kam Jones (37/12)	5-11	200	Edna, Texas (Edna HS)
WR	9	Marcellus Mack (23/12)	6-0	195	Giddings, Texas (Giddings HS)
C	55	Nate Leonard (46/12)	6-0	280	McKinney, Texas (McKinney HS)
OG	79	Scott Inskip (44/11)	6-4	290	McAllen, Texas (McAllen HS)
OT	68	Cody Harris (43/11)	6-5	300	Spring Branch, Texas (Smithson Valley HS)
OT	76	Josh Walker (29/8)	6-3	300	League City, Texas (Clear Springs HS)

DEFENSE (7)

Pos.	#	Name (Career/2014 starts)	Height	Weight	Hometown (High School/Previous School)
DE	43	Cody Rogers (30/9)	6-0	245	San Antonio, Texas (Brandeis HS)
DE	50	Robert Singletary (17/11)	6-2	270	Kingwood, Texas (Kingwood HS/Baylor)
DT	58	Ferrington Macon (27/9)	5-11	305	Corpus Christi, Texas (Carroll HS)
DT	97	Ashaad Mabry (28/12)	6-3	305	San Antonio, Texas (MacArthur HS)
LB	42	Jens Jeters (12/12)	6-1	235	Simi Valley, Calif. (Simi Valley HS/College of the Canyons [Calif.]/Pierce [Calif.] JC)
S	7	Triston Wade (40/12)	5-11	170	Tyler, Texas (John Tyler HS)
CB	24	Darrien Starling (36/12)	5-9	195	Tyler, Texas (John Tyler HS)

SPECIAL TEAMS (2)

Pos.	#	Name (Career games)	Height	Weight	Hometown (High School/Previous School)
P	38	Kristian Stern (37)	5-11	185	San Antonio, Texas (Alamo Heights HS)
PK	92	Sean Ianno (39)	6-3	215	Pflugerville, Texas (Pflugerville HS)

PRONUNCIATION GUIDE

David **ANZALDUA** _____ ann - zal - do - ah
LA'KEL Bass _____ la - kel
 Blake **BOGENSCHUTZ** ___ bo - gan (rhymes with hogan) - shoots
 Dannon **CAVIL** _____ cah - vill
MARCOS Curry _____ mar - cose
 Reed **DARRAGH** _____ dare - uh
 Justyn **EDDINS** _____ ed - ins
 Michael **EGWUAGU** _____ egg - wah - goo
ANEAS Henricks _____ uh - knee - us
 Austin **JUPE** _____ joo - pee
 C.J. **LEVINE** _____ lah - veen
 Romario **NAPOLES** _____ nah - pole - lace
 Bennett **OKOTCHA** _____ o - coach - ah
 Daniel **PORTILLO** _____ por - tee - yo
YANNIS Routsas _____ yaw - nee rout - sis

Michael **ROBERSON** _____ robe - er - son
 Dalton **STURM** _____ sterm
 Josiah **TAUAEFA** _____ tow (rhymes with cow) - ah - f - ah
 Jonathan **TUIOLOSEGA** _____ too - ee - o - lo - say - gah
 Kennedy **UBABUIKE** _____ you - bob - ah - kay
 Perry **ELIANO** _____ el - ee - ah - no
 Mike **MARKUSON** _____ mark - oo - sin
 Jeremiah **MOELLER** _____ miller
 Neal **NEATHERY** _____ neth - er - ee
ALEDO _____ ah - lee - dough
COPPELL _____ cop - el
PEARLAND _____ pair - land
PFLUGERVILLE _____ flew - ger - ville
ROWLETT _____ row (rhymes with cow) - let



2015 UTSA FOOTBALL DEPTH CHART

(AS OF SUNDAY, AUG. 30)

« OFFENSE » (MULTIPLE)

WR (X)	81	Kenny Bias (6-1, 180, Sr.-3L) ^{28/4}
	83	JaBryce Taylor (6-1, 220, Jr.-TR) ^{0/0}
LT	74	Reed Darragh (6-4, 285, So.-1L) ^{11/0}
	72	Gabriel Casillas (6-5, 280, Jr.-TR) ^{0/0}
LG	67	Kyle McKinney (6-4, 300, So.-SQ) ^{2/0}
	73	David Anzaldua (6-6, 350, Fr.-RS) ^{0/0}
C	68	Austin Pratt (6-2, 300, So.-TR) ^{0/0}
	50	Clayton Woods (6-2, 295, Fr.-HS) ^{0/0}
RG	63	William Cavanaugh (6-1, 300, Sr.-2L) ^{25/15}
	66	Zach Hester (6-4, 330, Sr.-2L) ^{26/1}
RT	70	Jordan Gray (6-2, 265, Sr.-2L) ^{28/8}
	71	Cody Cole (6-5, 280, Jr.-1L) ^{8/0}
TE	82	David Morgan II (6-4, 260, Sr.-3L) ^{30/10}
	87	Trevor Stevens (6-4, 245, Jr.-2L) ^{20/0}
QB	4	Blake Bogenschutz (6-0, 195, Fr.-RS) ^{3/1}
	8	Russell Bellomy (6-3, 220, Sr.-TR) ^{0/0}
TB	2	Jarveon Williams (5-9, 200, Jr.-2L) ^{19/0}
	28	Jalen Rhodes (5-9, 185, Fr.-RS) ^{0/0}
FB	34	Halen Steward (5-10, 260, Fr.-HS) ^{0/0}
	40	Blake Dean (6-2, 225, Jr.-1L) ^{12/0}
WR (Z)	7	Kerry Thomas Jr. (6-0, 200, So.-1L) ^{11/0}
	17	Aron Taylor (6-1, 195, So.-1L) ^{11/0}
WR (H) (SLOT)	88	Aaron Grubb (5-8, 180, Sr.-3L) ^{33/4}
	86	Brady Jones (5-10, 180, So.-SQ) ^{0/0}

« DEFENSE » (4-2-5)

DE	93	Marcus Davenport (6-6, 225, So.-1L) ^{11/0}
	47	Romario Napoles (6-0, 230, Jr.-SQ) ^{0/0}
DT	90	Kennedy Ubabuike (6-2, 295, Sr.-SQ) ^{6/0}
	75	Jonathan Tuiolosega (6-1, 285, Jr.-TR) ^{0/0}
-or-	97	Vontrell King-Williams (6-2, 320, Jr.-TR) ^{0/0}
DT	91	Brian Price (6-3, 305, Sr.-2L) ^{21/3}
	54	Kevin Strong Jr. (6-3, 285, Fr.-RS) ^{0/0}
DE	96	Jason Neill (6-2, 260, Sr.-3L) ^{33/10}
	45	Justyn Eddins (6-3, 250, Sr.-SQ) ^{0/0}
MLB (MIKE)	32	Drew Douglas (6-1, 225, Sr.-2L) ^{29/22}
	56	Dalton Miller (5-11, 220, Jr.-2L) ^{17/0}
OLB (HAWK)	9	Marcos Curry (5-11, 220, So.-1L) ^{10/1}
	42	La'Kel Bass (6-1, 225, Jr.-TR) ^{0/0}
SS (DAWG)	8	Michael Egwuagu (6-0, 225, Jr.-2L) ^{19/3}
	48	Gage Hadlock (5-11, 200, Jr.-SQ) ^{4/0}
SS (ROVER)	25	Mauricio Sanchez (6-0, 205, Sr.-3L) ^{30/20}
	4	Duke Wheeler (5-9, 200, Sr.-1L) ^{11/1}
FS	11	Nate Gaines (6-2, 195, So.-1L) ^{10/0}
	30	Justin Chavez (5-10, 190, So.-1L) ^{9/0}
CB	6	Aneas Henricks (5-11, 180, So.-SQ) ^{0/0}
	24	N'Keal Bailey (5-11, 180, So.-SQ) ^{3/0}
CB	21	Bennett Okotcha (6-0, 195, Sr.-2L) ^{22/20}
	2	Stanley Dye Jr. (5-9, 170, Fr.-RS) ^{1/0}

« SPECIAL TEAMS »

FG/PAT	13	Daniel Portillo (6-0, 170, So.-SQ) ⁴	KO	13	Daniel Portillo (6-0, 170, So.-SQ) ⁴
	29	Matthew Wylie (6-5, 195, Fr.-TR) ⁰		29	Matthew Wylie (6-5, 195, Fr.-TR) ⁰
H	39	Yannis Routsas (6-3, 200, Fr.-RS) ⁰	KR	28	Jalen Rhodes (5-9, 185, Fr.-RS) ⁰
	86	Brady Jones (5-10, 180, So.-SQ) ⁰		20	Brett Winnegan (5-9, 185, Fr.-HS) ⁰
P	39	Yannis Routsas (6-3, 200, Fr.-RS) ⁰	PR	16	Derrick Dick (5-8, 185, Fr.-HS) ⁰
	13	Daniel Portillo (6-0, 170, So.-SQ) ⁴		83	JaBryce Taylor (6-1, 220, Jr.-TR) ⁰
DS	49	Matt Bayliss (6-7, 195, So.-SQ) ⁴	# denotes number of career games played / starts		
	50	Clayton Woods (6-2, 295, Fr.-HS) ⁰			



MEET THE STAFF



LARRY COKER

**HEAD COACH
FIFTH SEASON
(NORTHEASTERN [OKLA.] ST. • 1970)**

Hired to start the UTSA football program from scratch on March 6, 2009, Larry Coker has brought immediate success and unprecedented regional and national exposure to the University.

A two-time national coach of the year, Coker has guided the Roadrunners to 23 wins through their first four seasons of play, including a 12-10 mark in three years of conference play. UTSA has had 11 all-conference selections and 17 academic all-conference honorees.

Coker and the Roadrunners opened their fourth season of play with a dominating 27-7 road win at Houston before a national television audience, spoiling the debut of the Cougars' TDECU Stadium in the process. UTSA took eventual Pac-12 South Division champion Arizona to the wire in a 26-23 setback in the home opener — also on national TV — six days later. Riddled by key injuries for the remainder of the year, the Roadrunners finished 4-8 overall and 3-5 in Conference USA. UTSA ranked second in the league in average home attendance (27,576), while four Roadrunners garnered second-team all-conference accolades: Sean Ianno (PK), Scott Inskeep (OG), Jesse Medrano (DS) and Triston Wade (S). Additionally, Nate Leonard collected first-team Capital One Academic All-America and C-USA All-Academic accolades and became the second straight UTSA player to be named a finalist for the William V. Campbell Trophy.

Picked to finish last in the West Division in their first season in C-USA, the Roadrunners exceeded all expectations by registering a 6-2 league ledger and staying alive for a berth in the C-USA Championship Game entering the final week of the 2013 regular season. UTSA ended the season on a five-game winning streak as part of a 7-5 overall record with a schedule that included seven bowl teams. The young program also continued to compile impressive attendance numbers by averaging 29,214 fans in six home games, which ranked second in C-USA.

Inskeep and Wade picked up second-team all-conference accolades at offensive line and safety, respectively, while Leonard was a second-team Academic All-American and he joined Eric Soza on C-USA's All-Academic Team. Additionally, Soza, the program's starting quarterback for its first three campaigns, also

was a National Football Foundation Scholar-Athlete, a member of the Allstate AFCA Good Works Team and a finalist for both the William V. Campbell Trophy and Wuerffel Trophy.

UTSA surprised most preseason prognosticators in 2012, as the youthful squad with just six seniors reeled off five consecutive wins to start the season and finished with an 8-4 overall record. The Roadrunners finished fourth behind three bowl eligible teams in the Western Athletic Conference (WAC) with a 3-3 mark in their only season in the league. The slate was highlighted by the program's first-ever road and Football Bowl Subdivision (FBS) win in a thrilling 33-31 decision at South Alabama in the season opener, the first conference victory in the 35-14 win at New Mexico State in the WAC lid-lifter and a 38-31 victory against I-35 rival Texas State in the finale before a season-high 39,032 fans at the Alamodome.

UTSA, which led the WAC in average home attendance (29,226), saw five players earn all-conference accolades, including Wade at first-team defensive back. Defensive tackle

Franky Anaya, Inskeep and linebackers Steven Kurfehs and Brandon Reeves all landed on the second team. Fourteen Roadrunners were tabbed Academic All-WAC for holding a 3.0-or-higher cumulative grade-point average.

Coker guided UTSA to a 4-6 record in its inaugural season in 2011 despite having a team comprised largely of sophomores and freshmen. The attention and excitement surrounding the Roadrunners was evidenced by the fan support, as UTSA set NCAA startup program records for inaugural game (56,743) and average home (35,521) attendance.

Coker has made national headlines for the program since arriving in the Alamo City in March 2009. Numerous national stories and "UTSA Football: The Birth of a Program" — a six-part series that aired on FOX Sports Southwest — have depicted the former Miami (Fla.) head coach's effort to build an FBS team from scratch. The program's weekly magazine show, "UTSA Football Insider," began airing during the 2012 season on FSN Southwest and Comcast SportsNet Houston.

The Okemah, Okla., native also played a key role in helping UTSA land invitations to the WAC and C-USA and he has helped compile future non-conference schedules that include some of college football's heavy hitters.



Larry Coker, a two-time National Coach of the Year, had led UTSA to 23 wins through its first four seasons.



THE LARRY COKER FILE

Personal

Full name: Larry Edward Coker
Family: Wife, Dianna; Daughter, Lara
Hometown: Okemah, Okla.

Coaching Career

Career record: 83-38 (.686) in 10 seasons
2009-present: UTSA, head coach (23-23)
2001-06: Miami (Fla.), head coach (60-15)
1996-2000: Miami (Fla.), offensive coordinator
1995: Ohio State, assistant coach
1993-94: Ohio State, assistant coach
1990-92: Oklahoma, offensive coordinator
1983-89: Oklahoma State, offensive coordinator
1980-82: Tulsa, offensive coordinator
1979: Tulsa, assistant coach
1977-78: Claremore (Okla.) High School, head coach
1971-76: Fairfax (Okla.) High School, head coach

Honors

2002 *American Football Monthly* National Coach of the Year
2001 AFCA/National Sportscasters & Sportswriters Association National Coach of the Year
2005 AFCA Region 5 Coach of the Year
2001 AFCA Region 2 Coach of the Year
2001-02 Big East Coach of the Year
2002 Eddie Robinson Coach of Distinction

Highlights


- Guided UTSA to a 7-5 record in 2013, including a 6-2 mark to finish second in the West Division in its first season in Conference USA
- Led UTSA to an 8-4 record in just its second season in 2012
- Led Miami (Fla.) to the 2001 BCS National Championship, the first rookie head coach in 53 years and only second ever to lead a team to the title
- First coach since Walter Camp (1888-89) to go undefeated through first 24 games as a head coach
- Has coached 26 first-team All-Americans and 97 first-team all-conference picks
- Has mentored 90 academic all-conference honorees

Playing Experience

1966-69: Northeastern (Okla.) State, defensive back

Education

- Master's degree in guidance counseling and physical education, Northeastern State, 1973
- Bachelor's degree in history, Northeastern State, 1970



Coker's expertise has been recognized by his coaching colleagues, as he served as an assistant coach for Team Texas under former Dallas Cowboys standout Bill Bates in the 2011 NFL Players Association Game, which featured draft-eligible senior college players. He also has been a guest speaker at numerous coaching conventions.

Before UTSA named Coker its first head coach, he spent two seasons as a college football analyst for ESPN.

Prior to that, Coker arguably was one of the nation's top head coaches from 2001-06 at Miami (Fla.). He posted a 60-15 record (.800) in his six seasons, including wins in his first 24 games (first coach since Walter Camp in 1888-89 to do so), and led the Hurricanes to the 2001 National Championship in his first season, becoming just the second coach in NCAA history to do so and the first in 53 years.

Coker's Year-by-Year Record

YEAR	SCHOOL	RECORD	BOWL GAME
2001	Miami (Fla.)	12-0	Rose (W)
2002	Miami (Fla.)	12-1	Fiesta (L)
2003	Miami (Fla.)	11-2	Orange (W)
2004	Miami (Fla.)	9-3	Peach (W)
2005	Miami (Fla.)	9-3	Peach (L)
2006	Miami (Fla.)	7-6	MPC Computers (W)
2011	UTSA	4-6	—
2012	UTSA	8-4	—
2013	UTSA	7-5	—
2014	UTSA	4-8	—
Totals	10 seasons	83-38 (.686)	Bowl Record: 4-2

Coker was a two-time National Coach of the Year (2001-02), American Football Coaches Association (AFCA) Region Coach of the Year (2001, '05) and Big East Coach of the Year (2001-02) honoree.

He led the Hurricanes to a pair of Bowl Championship Series (BCS) title game appearances, three BCS bowl games, a total of six bowl contests overall and three consecutive Big East Conference Championships from 2001-03 during his tenure.

Coker has coached 26 first-team All-Americans and 97 first-team all-conference picks during his career and also has mentored 90 student-athletes who earned academic all-conference accolades. In fact, his 2005 Miami team graduated all 21 players, a total higher than any other program in the country, and the Hurricanes' 84-percent graduation rate a year earlier was far higher than



Larry Coker guided the Miami Hurricanes to the 2001 National Championship, capping a 12-0 season with a 37-14 victory over Nebraska in the Rose Bowl.

the national average. His teams annually were honored for their excellence in the classroom by the AFCA.

Coker has been successful in every stop of his 38-year coaching career, including 22 seasons as an assistant at the collegiate level. He has been on college teams that have made a total of 18 bowl appearances and those squads have been victorious 14 times.

He served as Miami's offensive coordinator and quarterbacks coach from 1995-2000 and the Hurricanes won all four of their bowl games during that time.

Prior to his arrival at Miami, Coker spent two seasons at Ohio State (1993-94) as defensive backs coach. The Buckeyes participated in two bowl games during his tenure and were the 1993 Big Ten Co-Champions.

From 1990-92, he was the offensive coordinator at Oklahoma and the Sooners posted two bowl victories while he was there.

Before heading to Norman, Coker spent seven seasons as the offensive coordinator at Oklahoma State from 1983-89. In his seven seasons with the Cowboys, he coached 1988 Heisman Trophy winner Barry Sanders and the team won four bowl games.

Coker first made the jump to Division I with Tulsa in 1979 as the offensive backfield coach. He was promoted to offensive coordinator in 1980 and served in that role for three seasons. The Golden Hurricane won three Missouri Valley Conference Championships during his four-year stay.



Larry Coker and Athletics Director Lynn Hickey pose with a commemorative football at his introductory press conference.

PROMINENT PLAYERS COACHED

Miami (1996-2006)

Phillip Buchanon
Vernon Carey
Ken Dorsey
Daniel "Bubba" Franks
Joaquin Gonzalez
Frank Gore
James Jackson
Edgerrin James
Kelly Jennings
William Joseph
Andre Johnson
K.C. Jones
Jerome McDougle
Willis McGahee
Bryant McKinnie
Santana Moss
Sinorice Moss
Clinton Portis
Ed Reed
Antrel Rolle
Mike Rumph
Jeremy Shockey
Sean Taylor
Jonathan Vilma
Reggie Wayne
Vince Wilfork
D.J. Williams
Kellen Winslow II
Eric Winston

Ohio State (1993-95)

Joey Galloway
Eddie George
Terry Glenn
Raymont Harris
Bobby Hoying
Orlando Pace

Oklahoma (1990-92)

Dewell Brewer
Mike Gaddis
Cale Gundy

Oklahoma State (1983-89)

Earnest Anderson
Hart Lee Dykes
Mike Gundy
Barry Sanders
Thurman Thomas

Tulsa (1979-82)

Micheal Gunter
Ken Lacy

UTSA (2011-present)

Ashaad Mabry
Robert Singletary
Triston Wade

He graduated with a bachelor's degree in history from Northeastern (Okla.) State University in 1970 and earned his master's in guidance counseling and physical education three years later from the same school.

Coker and his wife, Dianna, are the parents of a daughter, Lara, and they are the grandparents of twin boys, Daniel and Dillon.



The Coker Family: Ted Goldman, Dillon Goldman, Lara Goldman, Daniel Goldman, Dianna Coker, Larry Coker.



KEVIN BROWN

Offensive Coordinator

Quarterbacks

Fifth Season

(TCU • 2002)

Kevin Brown is in his fourth season as offensive coordinator and quarterbacks coach and fifth year in the Alamo City overall. Brown coached the program's tight ends during the inaugural 2011 campaign.

Last year, Brown's offense compiled 3,570 total yards, 1,466 on the ground and 2,104 through the air. His quarterbacks combined for 2,069 yards and seven touchdowns on 202-of-355 passing and an additional 275 rushing yards despite battling numerous injuries throughout the season. Offensive guard Scott Inskip, wide receiver Kam Jones and tight end David Morgan II all garnered honorable mention All-Conference USA accolades.

In 2013, Brown helped lead UTSA to a 7-5 overall record, including victories over a pair of bowl teams. The Roadrunners finished second in the West Division with a 6-2 mark in their first season in C-USA. He mentored an offense that averaged 417.8 yards (175.4 rush/242.4 pass) and 25.6 points per game, with his quarterbacks combining for 2,909 yards and 13 touchdowns through the air and 371 yards and seven scores on the ground. Inskip collected second-team all-league honors, while Jones, offensive tackle Cody Harris, tight end Cole Hubble and quarterback Eric Soza all were named honorable mention all-conference.

Brown helped guide UTSA to an 8-4 overall record and a 3-3 mark in its first and only season in the Western Athletic Conference (WAC) in 2012. The campaign was highlighted by historic wins against South Alabama, the program's first road and Football Bowl Subdivision (FBS) victory, and New Mexico State, its first league win. The offense averaged 31.2 points and 390.2 yards (159.2 rush/231.0 pass) per game and scored 44 touchdowns. He tutored the quarterbacks to 2,772 yards and 23 TDs through the air against only six interceptions, as the group combined for a 141.46 efficiency rating. Inskip collected second-team All-WAC accolades, while Jones, Harris, Hubble and running back Evans Okotcha received honorable mention.

The Waco native helped the Roadrunners to a 4-6 record in 2011 as the tight ends coach. The offense averaged 26.6 points and 364.5 yards (144.8 rush/219.7 pass) per game and scored



Erika and Kevin Brown

THE KEVIN BROWN FILE

Coaching Career

2012-present: UTSA, offensive coordinator

2011: UTSA, assistant coach

2007-10: Texas State, assistant coach

2003-06: TCU, graduate assistant

Playing Experience

1998-2002: TCU, wide receiver

Education

- Master's degrees in education administration and liberal arts, TCU

- Bachelor's degree in business management, TCU, 2002

Personal

Family: Wife, Erika

31 touchdowns during their inaugural campaign. UTSA's tight ends accounted for 262 receiving yards and a pair of TDs, with Morgan II tallying 214 and both scores on 13 catches as a true freshman. The unit also helped the Birds accumulate 1,448 yards and 16 TDs on the ground.

Brown came to UTSA from Texas State, where he served as the Bobcats' receivers coach for the previous four seasons.

Brown helped the Bobcats break numerous school records during his four years in San Marcos. In 2009, wide receiver Da'Marcus Griggs recorded 80 receptions en route to earning second-team All-Southland Conference honors. All totaled, Brown's wide receivers unit combined to catch 203 passes for 2,657 yards and 21 touchdowns that season.

A year earlier, Cameron Luke was named a third-team All-American after posting 73 receptions for two more records of 1,268 yards and 17 touchdowns. Luke broke his original record that he set in 2007 with 60 catches for 1,035 yards and 12 TDs and was named first-team all-conference.

Brown's corps combined to catch 185 passes for 2,800 yards and 27 touchdowns in 2008, and in 2007, his receivers caught 137 passes for 1,825 yards and 17 scores.

Prior to his tenure at Texas State, Brown was an offensive graduate assistant coach at TCU, his alma mater, for three seasons. Among his responsibilities at TCU were working with the Horned Frogs' offensive linemen, film breakdown of opposing defenses and charting the opposition's defense from the press box on game days.

During his playing career as a wide receiver at TCU from 1998-2002, Brown caught 39 passes for 567 yards, an average of 14.5 yards per reception. He caught a career-high 16 passes for 208 yards as a senior in 2002 and also had four touchdown receptions during his career.

Brown was a member of five bowl teams. The Horned Frogs defeated USC, 28-19, at the 1998 Sun Bowl and East Carolina, 28-14, in the 1999 Mobile Alabama Bowl. Brown capped his career as a member of TCU's 2002 Conference USA championship team, which beat Colorado State, 17-3, in the AXA Liberty Bowl.

The Horned Frogs made three more bowl appearances while Brown served on the coaching staff. TCU downed Northern Illinois, 37-7, in the 2006 Poinsettia Bowl and edged Iowa State, 27-24, in the 2005 EV1.net Houston Bowl after falling to Boise State by a score of 34-31 in the 2003 Fort Worth Bowl.

Brown graduated from TCU in 2002 with a bachelor's degree in business management and earned his master's degrees in education administration and liberal arts from TCU.

He is married to the former Erika Davis.



PERRY ELIANO

Special Teams Coordinator

Safeties

Fifth Season

(Stephen F. Austin • 2000)

Perry Eliano is in his fifth season as an assistant coach at UTSA. He tutors the program's safeties and is in his fourth year as special teams coordinator.

Last year, Eliano helped lead a defense that ranked in the Conference USA top five in five different statistical categories, including second in rushing defense (140.8 ypg). UTSA forced 19 turnovers (10 fumbles/9 INTs) with his safeties combining for seven of the picks. Free safety Triston Wade was one of 15 semifinalists for the Jim Thorpe Award (nation's top defensive back) — a program first — and he also garnered second-team all-conference honors after registering team highs for tackles (86), interceptions (4), pass breakups (10) and fumble recoveries (2). Wade signed with the Seattle Seahawks as an undrafted free agent in May 2015.

Eliano's special teams also excelled in 2014, as the Roadrunners led the league in net punting (39.3 avg.) on the strength of honorable mention all-conference punter Kristian Stern, who set school records for punts (83) and punting average (41.2), and were tied for third in field goals behind second-team all-conference place-kicker Sean Ianno, who made 17-of-21, including a school-record 53-yarder against Florida Atlantic, along with registering 16 touchbacks on kickoffs. Deep snapper Jesse Medrano also collected second-team all-conference honors.

In 2013, Eliano helped lead UTSA to a 7-5 overall record, including victories over a pair of bowl teams. The Roadrunners finished second in the West Division with a 6-2 mark in their first season in Conference USA. He helped tutor a defense that forced 14 turnovers (6 fumbles/8 INTs), with the safeties combining for six of the picks, and allowed just 143.1 rushing yards per game. Wade led the team in tackles (94), solo tackles (54) and interceptions (two), while Nic Johnston was third in stops (70). On special teams, Ianno established a school record for touchbacks with 21 and connected on all 38 of his extra-point attempts. Wade earned second-team All-Conference USA honors, while Johnston and Stern were honorable mention all-conference.

In 2012, Eliano helped lead UTSA to an 8-4 overall record and a 3-3 mark in its first and only season in the Western Athletic Conference (WAC). The campaign was highlighted by historic wins against South Alabama, the program's first road and Football Bowl Subdivision (FBS) victory, and New Mexico State, its first league win. The defense forced 29 turnovers (16 fumbles/13 interceptions), which led to 22 scores (15 TDs/7 FGs), and Wade garnered first-team All-WAC accolades.

In his first year overseeing special teams, the placekickers combined to make 15-of-19 field goals and all 45 PATs. Kenny Harrison finished second in the FBS in punt return average (17.3), had a program-record 79-yard TD return in the season-ending victory against 1-35 rival Texas State and was an honorable mention all-league selection.

Eliano helped lead the Roadrunners to a 4-6 record during their inaugural campaign in 2011. The defense allowed just 21.4 points and 126.2 yards rushing per game and forced 21 turnovers (11 fumbles, 10 interceptions), which led to 15 scores. His safeties recovered six fumbles — three by Johnston — and picked off five passes.

Eliano came to UTSA from Central Arkansas, where he was an assistant coach for defensive backs for five seasons, the first of two tenures with the Bears.

Promoted to associate head coach for the 2010 campaign, Eliano mentored 2007 third-team All-America cornerback Triston Jackson, 2010 Southland Conference co-Freshman of the Year safety Jestin Love and a total of nine all-conference players during his combined seven seasons in Conway. He also attended the NCAA Coaches Academy in Summer 2010.

Prior to his second stint at UCA, Eliano was the secondary coach at Sam Houston State in 2005, where he coached second-

THE PERRY ELIANO FILE

Coaching Career

2011-present: UTSA, assistant coach

2010: Central Arkansas, associate head coach

2006-09: Central Arkansas, assistant coach

2005: Sam Houston State, assistant coach

2003-04: Central Arkansas, assistant coach

2001-02: Stephen F. Austin, graduate assistant

Professional Players Coached

Tristan Jackson: Edmonton Eskimos, Saskatchewan Roughriders

Triston Wade: Seattle Seahawks (Free Agent)

Playing Experience

1996-99: Stephen F. Austin, linebacker/safety

Education

- Master's degree in secondary education, Stephen F. Austin, 2003

- Bachelor's degree, Stephen F. Austin, 2000

Personal

Family: Wife, Regenia; sons, Amarai and Evan

team All-Southland cornerback Derrick Harris.

Central Arkansas first hired Eliano in 2003 as the running backs coach and he then moved over to tutor the team's wide receivers the following season.

In those two years, running back Willie Hopson earned first-team All-Gulf South accolades as a true freshman and wide receiver Mike Norvell, UCA's all-time receptions leader, was tabbed second-team All-Gulf South a year later. The Bears ranked among the top 10 in Division II in scoring and total offense in his final campaign.

Eliano began his coaching career as a graduate assistant coach at his alma mater, Stephen F. Austin, from 2001-02. He helped mentor the defensive backs and running backs in those two seasons and four Lumberjacks were honored by the Southland in his two years in Nacogdoches.

A native of Killeen, Eliano was a four-year starter at both safety and linebacker for SFA from 1996-99. He was the team's Defensive Most Valuable Player and leading tackler in both 1998 and '99. Playing strong safety as a senior, he registered a team-high 99 tackles to help guide the Lumberjacks to the Southland Championship and was named all-conference following that campaign. He also was named the Ralph Todd Award (University Outstanding Male Athlete) winner the following spring.

A standout prep defensive back, Eliano was a three-year letterwinner at Ellison High School from 1993-95. He earned all-state honors following his senior season after helping the Eagles reach the Class 5A state quarterfinals.

Eliano earned his bachelor's degree from Stephen F. Austin in 2000 and a master's in secondary education three years later. He and his wife, Regenia, have two sons, Amari and Evan.



Regenia, Perry, Amari and Evan Eliano



POLO GUTIERREZ

Assistant Coach

Running Backs

Fifth Season

(New Mexico State • 2009)

A member of the UTSA staff since 2009, former New Mexico State standout Polo Gutierrez is in his fifth season as the running backs coach.

Last year, Gutierrez helped tutor an offense that compiled 3,570 total yards, 1,466 on the ground and 2,104 through the air. His running backs combined for 1,111 rushing yards and nine touchdowns on 270 carries and added 35 receptions for 293 yards. David Glasco II topped the century mark with 108 yards on 16 rushes in the Southern Miss win and finished the season with a school record 570 yards and his four-year career with program standards of 1,752 yards, 400 attempts, 20 rushing touchdowns and 22 total TDs.

In 2013, Gutierrez helped lead UTSA to a 7-5 overall record, including victories over a pair of bowl teams. The Roadrunners finished second in the West Division with a 6-2 mark in their first season in Conference USA. He helped tutor an offense that averaged 417.8 yards (175.4 rush/242.4 pass) and 25.6 points per game. His running backs combined for 1,816 total yards, including 1,316 and 10 touchdowns on the ground. The group turned in three 100-yard rushing games during the final month of the season, with Glasco II posting a school-record 135 in the win at Tulsa and Evans Okotcha topping the century mark in back-to-back games with 104 at North Texas and 105 against Louisiana Tech.



THE POLO GUTIERREZ FILE

Coaching Career

2010-present: UTSA, assistant coach

2010: UTSA, graduate assistant

2009: New Mexico State, assistant strength & conditioning coach

Playing Experience

2005-08: New Mexico State, defensive/offensive lineman

Education

Bachelor's degree in history, New Mexico State, 2009

Gutierrez helped lead UTSA to an 8-4 overall record and a 3-3 mark in its first and only season in the Western Athletic Conference (WAC) in 2012. The campaign was highlighted by historic wins against South Alabama, the program's first road and Football Bowl Subdivision (FBS) victory, and New Mexico State, its first league win. The offense averaged 31.2 points and 390.2 yards (159.2 rush/231.0 pass) per game and scored 44 touchdowns. He mentored the running backs to 1,823 total yards — 1,246 on the ground — and 19 TDs. Okotcha collected honorable mention all-conference accolades.

Gutierrez helped the Roadrunners to a 4-6 record in 2011. The offense averaged 26.6 points and 364.5 yards (144.8 rush/219.7 pass) per game and scored 31 touchdowns during their inaugural campaign. UTSA's running backs accumulated 958 yards and 12 TDs on the ground and 390 yards and a pair of scores through the air. The running backs also posted a pair of 100-yard games, as Okotcha rushed for 106 in the Bacone victory and Brandon Armstrong tallied 105 vs. Minot State.

During UTSA's Fall 2010 practice season, Gutierrez was a graduate assistant coach for the offense where he tutored the running backs.

Gutierrez came to UTSA from New Mexico State, where he was an assistant strength & conditioning coach in 2009. He also served as an assistant coach for a pair of NFL Player Development Camps and coaches AAU track & field.

A standout offensive lineman at New Mexico State, Gutierrez attended a tryout for the Buffalo Bills and played for the El Paso Generals of the Indoor Football League in 2009.

Gutierrez was a four-year starter for the Aggies from 2005-08. He began his senior season at right guard but switched to right tackle due to injuries along the offensive line. He finished his career by allowing just three sacks in three seasons.

He started all 13 games at right guard as a junior, helping the offense average 331.9 yards passing and 423.5 total yards (fifth NCAA) per contest. Gutierrez was a part of an offensive line that gave up just 24 sacks on the season.

As a sophomore, Gutierrez started every game at right guard. He helped New Mexico State establish 10 school records, including tying the single-season mark for scoring (374 points). New Mexico State finished third in the NCAA in total offense (475.2 ypg), second in passing offense (399.3 ypg) and 15th in scoring offense (31.2 ppg). The Aggies posted five 400-yard passing games, including three with 500 or more yards, and five 100-yard rushing contests.

He began his career with the Aggies as a defensive lineman, tallying 14 tackles as a freshman.

Gutierrez won numerous awards during his time in Las Cruces, including 2009 Lifter of the Year and 2007 Heavyweight Lifting Champion at the program's annual Night of Champions.

He was born in Laredo but grew up in Corpus Christi, where he was a three-year starter at Carroll High School. Gutierrez played center, guard and tackle and was an all-district selection as a senior. He also was a district champion and state qualifier in the shot put and discus and was named Tigers Athlete of the Year as a senior.



TONY JEFFERY

Assistant Coach

Receivers

Fourth Season

(Texas • 2007)

A former wide receiver at Texas, Tony Jeffery begins his fourth season as an assistant coach at UTSA after returning to the program from Houston on Feb. 3, 2015. He tutors the Roadrunners' receivers.


During his one year with the Cougars as outside receivers coach in 2014, Jeffery helped guide Houston to an 8-5 record, including a 35-34 victory against Pittsburgh in the Lockheed Martin Armed Forces Bowl. His position group combined for 1,299 yards and seven touchdowns on 100 receptions.

In his last season with UTSA in 2013, Jeffery helped UTSA to a 7-5 overall record, including victories over a pair of bowl teams. The Roadrunners finished second in the West Division with a 6-2 mark in their first season in Conference USA. The offense averaged 25.6 points and 417.8 yards per game, while his receivers combined for 2,004 yards and six scores on 177 catches to go along with 445 yards and six TDs on the ground. Kam Jones collected honorable mention all-league honors.

Jeffery helped lead UTSA to an 8-4 overall record and a 3-3 mark in its first and only season in the Western Athletic Conference (WAC) in 2012. The campaign was highlighted by historic wins against South Alabama, the program's first road and Football Bowl Subdivision (FBS) victory, and New Mexico State, its first league win. The offense averaged 31.2 points and 390.2 yards (159.2 rush/231.0 pass) per game and scored 44 touchdowns. He tutored the receivers to 1,742 yards and 13 TDs receiving and the group also racked up 225 yards on the ground. Jones collected honorable mention All-WAC accolades after the season.

Jeffery helped the Roadrunners to a 4-6 record in 2011. The offense averaged 26.6 points and 364.5 yards (144.8 rush/219.7 pass) per game and scored 31 touchdowns during their inaugural campaign. UTSA's receivers accounted for 1,541 yards and 11 TDs, including a team-high 578 yards from Jones and 419 by Brandon Freeman. The unit also posted four 100-yard games, including three by Jones.

Jeffery also oversaw the Roadrunners' special teams during the first season. Sean Ianno made 11 field goals, including a long of



Connie, Justus and Tony Jeffery

THE TONY JEFFERY FILE

Coaching Career

2015-present: UTSA, assistant coach

2014: Houston, assistant coach

2010-13: UTSA, assistant coach

2006-09: Texas, quality control coach

Professional Players Coached

Quan Cosby: Cincinnati Bengals, Denver Broncos, Indianapolis Colts, Jacksonville Jaguars (Free Agent)

Hunter Lawrence: Tampa Bay Buccaneers (Free Agent)

Aaron Ross: Jacksonville Jaguars, New York Giants, Baltimore Ravens (First Round)

Jordan Shipley: Cincinnati Bengals, Tampa Bay Buccaneers, Jacksonville Jaguars (Third Round)

Limas Sweed: Pittsburgh Steelers (Second Round)

Playing Experience

2000-04: Texas, wide receiver

Education

Bachelor's degree in education/youth & community studies, Texas, 2007

Personal

Family: Wife, Connie; Son, Justus

48, and all 31 of his PATs. Kenny Harrison averaged 26.8 yards per kickoff return with a long of 41, while the unit averaged 23.4 yards per return. The special teams also blocked six kicks, three on field goal attempts.

Jeffery served as a quality control coach from 2006-09 for head coach Mack Brown. During his four-year tenure on the Forty Acres, the Longhorns qualified for four consecutive bowl games and finished ranked in the top 10 three times.

In 2006, Texas won the Alamo Bowl against Iowa and finished No. 13 in both The Associated Press and USA Today Coaches Polls. A year later, the Longhorns captured the Holiday Bowl against Arizona State and ended the season at No. 10 in both polls. The Longhorns won the Fiesta Bowl over Ohio State to finish the 2008 campaign with a 12-1 record, fourth in The AP Poll and third in the Coaches Poll. In 2009, UT finished as the Bowl Championship Series runner-up after a loss to Alabama.

Jeffery was a four-year letterwinner at wide receiver for the Longhorns from 2001-04, where he caught 57 passes for 714 yards (12.5 ypc) and six touchdowns and carried 25 times for 127 yards and a score in his career. The Klein Forest High School product also was a special teams standout, as he blocked four punts, returning two for TDs, and served as the holder.

Jeffery started all 12 games as a senior in 2004, hauling in 33 passes for 437 yards — both team highs — and three TDs and rushing seven times for 47 yards and a score to help UT to a 11-1 record capped by a 38-37 Rose Bowl victory against Michigan. He had eight receptions for 91 yards and a TD as a junior and earned the Whatever It Takes (W.I.T.) Award after helping the Longhorns to a 10-3 season.

As a sophomore, Jeffery caught 11 passes for 112 yards and a score, as Texas posted an 11-2 record and a Cotton Bowl win against LSU. In 2001 as a redshirt freshman, he shared UT's Most Improved Offensive Player Award after tallying 74 receiving yards and a TD on five catches to help the Longhorns to an 11-2 ledger and a victory over Washington in the Holiday Bowl.

Jeffery and his wife, Connie, have a son, Justus.



MIKE MARKUSON

**Assistant Coach
Offensive Linemen
First Season
(Hamline • 1983)**

A 30-year coaching veteran, Mike Markuson is in his first year as an assistant coach at UTSA. He tutors the program's offensive linemen.

Markuson spent 14 years as an assistant in the SEC, where he coached eight All-Americans, 15 all-conference honorees and 10 future NFL players, including a pair of first-round draft picks and three who were taken in the second round.

Markuson, a four-time Broyles Award nominee for the nation's top assistant coach, comes to the Alamo City after spending the 2014 season as the assistant head coach and offensive line coach at Eastern Illinois. He helped the Panthers finish 11th in the Football Championship Subdivision in rushing offense (236.3 ypg) and 13th in total offense (480.1 ypg). Colin Seibert earned first-team All-America and All-Ohio Valley Conference accolades at guard, while center Nick Borre and tackle Evan Kanz also collected all-league honors.

Prior to his season with Eastern Illinois, Markuson was the offensive coordinator and offensive line coach at Northeast Mississippi Community College in 2013 and the offensive line coach at Wisconsin the prior year.

From 1998 to 2011, Markuson was an assistant coach under Houston Nutt at both Arkansas (1998-2007) and Mississippi (2008-11). During his tenure in the SEC he helped his teams advance to 10 bowl games as well as the 2002 and 2006 SEC Championship Games. Among the well-known players he tutored were Michael Oher, the subject of the movie "The Blind Side" and a first-team All-American and first-round draft choice of the Baltimore Ravens in 2009; Shawn Andrews, a two-time first-team All-American and first-round draft pick of the Philadelphia Eagles in 2004; and Jonathan Luigs, the Rimington Trophy winner and a consensus All-American in 2007. All three players also won the Jacob's Award as the SEC's best offensive lineman.

At both SEC schools, Markuson helped develop potent rushing attacks while serving as run game coordinators for eight seasons and co-offensive coordinator for another. In his decade at Arkansas, no other league school had a more effective running game than the Razorbacks. The 2006 and 2007 seasons featured the backfield of Darren McFadden and Felix Jones, with both backs rushing for more than 1,000 yards. McFadden won back-to-back Doak Walker Awards and twice was a runner-up for the Heisman Trophy.

Prior to his tenure in the SEC, Markuson spent one season as the offensive coordinator and offensive line coach at Boise State in 1997. He also tutored the same position for Murray State in 1993-96, helping the Racers win the Ohio Valley Conference in each of



Dottie and Mike Markuson

THE MIKE MARKUSON FILE

Coaching Career

2015-present: UTSA, assistant coach
2014: Eastern Illinois, assistant head coach
2013: Northeast Mississippi CC, offensive coordinator
2012: Wisconsin, assistant coach
2008-11: Mississippi, run game coordinator
2003-07: Arkansas, run game coordinator
1998-2002: Arkansas, assistant coach
1997: Boise State, offensive coordinator
1993-96: Murray State, assistant coach
1992: Alabama A&M, offensive coordinator
1991: Alabama A&M, assistant coach
1990: Austin Peay, assistant coach
1989: Notre Dame, graduate assistant
1987-88: Oklahoma State, graduate assistant
1986: Hamline, assistant coach
1984-85: South Dakota State, assistant coach
1983: Farmington (Minn.) High School, assistant coach

Professional Players Coached

Shawn Andrews: Philadelphia Eagles, New York Giants (First Round)
Brandon Burlsworth: Indianapolis Colts (Third Round)
Robert Felton: Buffalo Bills, Oakland Raiders (Free Agent)
John Jerry: Miami Dolphins, New York Giants (Third Round)
Jonathan Luigs: Cincinnati Bengals (Fourth Round)
Michael Oher: Baltimore Ravens, Tennessee Titans (First Round)
Tony Ugoh: Indianapolis Colts, Detroit Lions, New York Giants, Kansas City Chiefs (Second Round)

Playing Experience

1979-82: Hamline (Minn.), defensive tackle

Education

- Master's degree in physical education, South Dakota State, 1986
- Bachelor's degree in psychology, Hamline, 1983

Personal

Family: Wife, Dottie; daughter, Joy; son, Eliot

his final two years.

He began his college coaching career as the defensive line coach at South Dakota State in 1984-85. Markuson then returned to his alma mater, Hamline University in St. Paul, Minn., as an assistant coach for the 1986 season.

Markuson first crossed paths with Coker when he was an offensive graduate assistant at Oklahoma State in 1987-88, where he learned from the coordinator of an offense that featured All-American running backs Thurman Thomas and Barry Sanders, who won the Heisman Trophy and set the Football Bowl Subdivision single-season rushing record in his final year in Stillwater.

He then was a graduate assistant for Lou Holtz at Notre Dame for the 1989 season as the Fighting Irish went 12-1 and were ranked No. 2 in the final Associated Press poll.

Markuson was the offensive line coach at Austin Peay in 1990. He then spent the next two years in the same capacity at Alabama A&M and also was the offensive coordinator in 1992.

He was a three-year football letterwinner at Farmington (Minn.) High School, where he served as team co-captain and earned all-conference honors as a senior. He went on to Hamline, where he was a four-year starter at defensive tackle and a two-time honorable mention All-Minnesota Intercollegiate Athletic Conference selection for the Pipers. He also was team co-captain as a senior.

Markuson earned a bachelor's degree in psychology from Hamline in 1983 and a master's degree in physical education from South Dakota State in 1986. He and his wife Dottie have one daughter, Joy, and a son, Eliot.



NEAL NEATHERY

Defensive Coordinator

Linebackers

Fifth Season

(Wheaton • 1993)

A coaching veteran for two decades, Neal Neathery was hired in March 2010 as UTSA's defensive coordinator and linebackers coach. During his four seasons in the Alamo City, he has tutored 16 all-conference performers and has helped the defense record an average of 21 turnovers per year.

Last year, UTSA's defense ranked in the Conference USA top five in five different statistical categories, including second in rushing defense (140.8 ypg), and the unit forced 19 turnovers (10 fumbles/9 INTs). UTSA held a pair of foes to less than 100 yards on the ground, including a program-record minus-26 in the season-opening 27-7 win at Houston.

Defensive end Robert Singletary and free safety Triston Wade, who was one of 15 semifinalists for the Jim Thorpe Award (nation's top defensive back), were second-team all-conference selections and linebacker Jens Jeters, defensive tackle Ashaad Mabry and defensive end Cody Rogers received honorable mention. Mabry (New Orleans Saints) and Wade (Seattle Seahawks) were signed as undrafted free agents in May 2015, while Singletary joined the Saskatchewan Roughriders in June 2015.

In 2013, Neathery helped lead UTSA to a 7-5 overall record, including victories over a pair of bowl teams. The Roadrunners finished second in the C-USA West Division with a 6-2 mark in their first season in the league. Neathery's defense forced 14 turnovers (6 fumbles/ 8 INTs) and allowed only 143.1 rushing yards per game in 2013, including holding three opponents to less than 100 yards.

Wade earned second-team all-conference honors, while defensive end Codie Brooks, safety Nic Johnston, linebacker Steven Kurfehs, cornerback Bennett Okotcha, Mabry and Singletary were honorable mention selections. Brooks also was named to the Conference USA All-Freshmen team.

In 2012, Neathery helped guide UTSA to an 8-4 overall record and a 3-3 mark in its first and only season in the Western Athletic Conference (WAC). The campaign was highlighted by historic wins against South Alabama, the program's first road and Football Bowl Subdivision victory, and New Mexico State, its first league win.

The defense forced 29 turnovers (16 fumbles/13 interceptions), which led to 22 scores (15 TDs/7 FGs) in 2012. Three of the team's top five tacklers were linebackers — Brandon Reeves (1st/95), Kurfehs (4th/71) and Blake Terry (5th/64) — and the unit also combined for 13 tackles for loss and seven sacks. Wade earned first-team All-WAC accolades, while defensive tackle Franky Anaya, Kurfehs and Reeves were named to the second team.

The Stillwater, Okla., native helped lead the Roadrunners to a 4-6 record during their inaugural campaign in 2011. The defense allowed just 21.4 points and 126.2 yards rushing per game and forced 21 turnovers (11 fumbles/10 interceptions), which led to



THE NEAL NEATHERY FILE

Coaching Career

2010-present: UTSA, defensive coordinator

2008-09: Drake, assistant head coach/defensive coordinator

2001-07: Wabash (Ind.) College, assoc. head coach/defensive coord.

1997-2000: Ottawa (Kan.), defensive coordinator

1994-96: Sterling (Kan.) College, defensive coordinator

Professional Players Coached

Ashaad Mabry: New Orleans Saints (Free Agent)

Robert Singletary: Saskatchewan Roughriders

Triston Wade: Seattle Seahawks (Free Agent)

Playing Experience

1989-93: Wheaton (Ill.), defensive end

Education

- Master's degree in health & human performance, Fort Hays State, 1995

- Bachelor's degree in business/economics and bible and theology, Wheaton, 1993

Personal

Family: Wife, Rebecca; Sons, Parker and Michael; Daughter, Hannah

15 scores. Two of the team's top three tacklers were linebackers — Reeves (1st/69), Kurfehs (3rd/61) — and the unit combined for 190 tackles, including 16 for loss and 8.5 sacks, two interceptions (one TD), a pair of fumble recoveries and seven quarterback hurries.

Neathery came to UTSA from Drake, where he served as assistant head coach, defensive coordinator and linebackers coach under head coach Chris Creighton from 2008-09. During his two seasons in Des Moines, Iowa, the Bulldogs posted a 14-8 record and, as defensive coordinator, he guided the Bulldogs to the top 12 in four defensive categories in the final 2009 NCAA Football Championship Subdivision statistics. Drake ranked No. 2 in tackles for loss, averaging 8.8 per game; No. 5 in quarterback sacks, averaging 3.3 per contest; No. 8 in rushing defense, allowing just 90.6 yards per outing and 12th in total defense limiting opponents to 276.5 yards per game.

In 2009, Drake matched the best nine-game start in school history (8-1) en route to an 8-3 record and the Bulldogs also finished second in the Pioneer Football League with a 6-2 ledger. Neathery's defense held opponents to 17.1 points per game and posted 39 sacks, eight interceptions and a pair of shutouts.

In his first season, the Bulldogs allowed just 17.8 points and 266.3 yards per contest and registered 14 picks and three white-washings in a 6-5 campaign.

He was the associate head coach at Wabash College from 2001-07 and was named the 2007 American Football Coaches Association NCAA Division III Assistant Coach of the Year. With Neathery serving as defensive coordinator and linebackers coach, Wabash ranked fourth in NCAA Division III in total defense in 2003, No. 3 in scoring defense in 2005 and No. 8 in quarterback sacks in 2007.

Neathery was defensive coordinator at Ottawa (Kan.) University from 1997-2000. The Braves compiled a 32-7 record and won the Kansas Collegiate Athletic Conference championship in 1997 and 2000 en route to competing in the NAIA playoffs.

He began his college football coaching career at Sterling (Kan.) College, where he served as defensive line coach in 1994 and linebackers coach in 1995 before being promoted to defensive coordinator in 1996.

A 1993 graduate of Wheaton (Ill.) College, he was a four-year starter at defensive end from 1989-93. Neathery served as a captain his senior year and also earned the James Parmalee Most Respected Player Award.

He earned his bachelor's degree in business/economics and bible & theology from Wheaton in 1993 and a master's degree in health and human performances from Fort Hayes State in 1995.

He and his wife, Rebecca, have two sons, Parker and Michael, and a daughter, Hannah.



JEFF POPOVICH

Assistant Coach

Cornerbacks

Third Season

(Miami [Fla.] • 2000)

A former standout player at Miami, Jeff Popovich is in his third year as an assistant coach for the Roadrunners. He tutors the program's cornerbacks.

Last year, Popovich helped the defense rank in the Conference USA top five in five different statistical categories, including fifth in passing defense (229.5 ypg), and the unit forced 19 turnovers (10 fumbles/9 INTs). His cornerbacks combined for 105 tackles, 17 pass breakups and a pair of interceptions.

In his first year in the Alamo City, Popovich helped lead UTSA to a 7-5 overall record, including victories over a pair of bowl teams. The Roadrunners finished second in the C-USA West Division with a 6-2 mark in their first season in the league. Popovich helped tutor a defense that forced 14 turnovers (6 fumbles/8 INTs) and allowed just 143.1 rushing yards per game in 2013. The cornerbacks combined for 96 tackles, two interceptions, 22 pass breakups and a pair of fumble recoveries. Bennett Okotcha collected honorable mention All-Conference USA accolades.

Popovich came to UTSA after spending six seasons as an assistant coach at Florida International (FIU), where he mentored the defensive backs, served as the program's pro liaison and was the special teams coordinator during his final year.

He tutored the Panthers secondary to eight all-conference awards and helped the unit emerge as one of the best in the Sun Belt Conference. FIU led the league in pass efficiency defense (13th FBS), touchdown passes allowed (4th FBS), scoring defense (14th FBS) and sacks (15th FBS) and ranked second in the Sun Belt in interceptions and pass breakups in 2011. The Panthers also were first in the conference in total defense, rush defense, scoring defense and turnover margin a year earlier and they twice set the program's single-season interception record with 15 in 2008 and again two years later.

Popovich took over the FIU special teams in 2012 and provided an immediate impact.

The Panthers ranked second the Sun Belt in kickoff returns



Lara, Jeff, Copeleigh and Sayle Popovich

THE JEFF POPOVICH FILE

Coaching Career

2013-present: UTSA, assistant coach

2007-12: FIU, assistant coach

2005-06: Miami, graduate assistant coach

2000: Miami, student coach

Playing Experience

2001: Atlanta Falcons

2000: Tampa Bay Buccaneers

1996-99: Miami, receiver/defensive back

Education

Bachelor's degree in biomedical engineering, Miami, 2000

Personal

Family: Wife, Lara; daughters, Sayle and Copeleigh

(17th FBS) and kickoff coverage and were third in punt returns. Additionally, Richard Leonard ranked seventh in the NCAA in kickoff returns and earned conference and national special teams player of the week accolades in November after a 100-yard return for a touchdown.

The Tucson, Ariz., native also was named one of the nation's top recruiters at a non-Bowl Championship Series (BCS) conference program by Rivals.com in 2012. He helped lead FIU to the program's first back-to-back bowl appearances in the 2010 Little Caesars and 2011 Beef O'Brady's Bowls.

Popovich began his coaching career as a graduate assistant under Coker at Miami (Fla.) where he worked with the defensive backs and special teams during the 2005 and '06 seasons. The Hurricanes led the NCAA in pass defense and pass efficiency defense in 2005 behind NFL draftees Devin Hester, Kelly Jennings, Marcus Maxey, Brandon Merriweather and Kenny Phillips. Miami also made a pair of bowl appearances (2005 Chick-fil-A/2006 MPC Computers) during his tenure.

A four-year letterwinner from 1996-99 at Miami, Popovich turned into a major contributor on special teams and in nickel packages on defense. After starting his career as a receiver, he moved to defensive back and was a standout on special teams coverage units and as a holder. He saw action in all 48 games (11 starts) and recorded 154 tackles, three fumble recoveries, one interception and one forced fumble. He was a three-time Big East All-Academic Team selection and an Academic All-America candidate.

After graduation, Popovich played for the Tampa Bay Buccaneers during the 2000 preseason and for the Atlanta Falcons in 2001. He also was a member of the 2001 Barcelona Dragons squad that played in the World Bowl.

He got his first taste of coaching as a student coach at Miami during the 2000 season, helping the Hurricanes to an 11-1 record, a Big East Championship and a 37-20 Sugar Bowl victory against Florida.

Prior to his collegiate career, Popovich was a star quarterback and defensive back on the football team and a record-setting track & field athlete at Sabino High School in Tucson.

Popovich earned a bachelor's degree in biomedical engineering from Miami in 2000.

He is married to the former Lara Hargreaves and the couple has two daughters, Sayle and Copeleigh.



CHARLIE REEVE

Assistant Coach

Tight Ends

Fourth Season

(Texas State • 2004)

Charlie Reeve is in his fourth season as an assistant coach at UTSA, where he tutors the program's tight ends.

Last year, Reeve helped tutor an offense that compiled 3,570 total yards, 1,466 on the ground and 2,104 through the air. His tight ends combined for 434 receiving yards and a touchdown on 32 receptions and they helped clear the way for a rushing attack that averaged 122.2 yards per game and reached paydirt 16 times. David Morgan II hauled in 20 passes for 255 yards and a score and was named honorable mention All-Conference USA.

In 2013, Reeve helped lead UTSA to a 7-5 overall record, including victories over a pair of bowl teams. The Roadrunners finished second in the West Division with a 6-2 mark in their first season in C-USA. He helped mentor an offense that averaged 417.8 yards (175.4 rush/242.4 pass) and 25.6 points per game. The tight ends combined for 405 receiving yards, including 274 yards and a pair of scores by honorable mention all-conference performer Cole Hubble.

In his first year with the Roadrunners, the program registered an 8-4 overall record and a 3-3 mark in its first and only season in the Western Athletic Conference (WAC). The campaign was highlighted by historic wins against South Alabama, the program's first road and Football Bowl Subdivision (FBS) victory, and New Mexico State, its first league win. The offense averaged 31.2 points and 390.2 yards (159.2 rush/231.0 pass) per game and scored 44 touchdowns and he mentored the tight ends to 453 yards and five TDs receiving. Hubble collected honorable mention All-WAC honors.

Reeve came to the Alamo City from Odessa, Texas, where he served as the passing game coordinator and assistant coach for wide receivers under head coach Gary Gaines at Permian High School. He helped the Panthers to a 6-5 record and the bi-district round of the 2011 Class 5A playoffs and two of his receivers were named all-district.

The Victoria native spent five years at Texas State serving in several different capacities. He was an assistant coach from 2007-10, overseeing the running backs for all four years. Reeve helped the offense finish seventh in the Football Championship Subdivision (FCS) in scoring (38.3 ppg) and eighth in total offense (460.2 ypg) in



Courtney, Charlie, Ryder, Bear and Jase Reeve

THE CHARLIE REEVE FILE

Coaching Career

- 2012-present:** UTSA, assistant coach
- 2011:** Odessa Permian High School, assistant coach,
- 2011 (February-July):** Texas State, director of operations
- 2010-11 (December-January):** Texas State, interim head coach
- 2007-10:** Texas State, assistant coach
- 2006:** Rice, graduate assistant coach
- 2005:** Cuero High School, assistant coach
- 2004:** Bay City High School, assistant coach
- 2002-03:** Texas State, student assistant coach

Playing Experience

- 2002:** Texas State, quarterback
- 2000-01:** Pearl River (Miss.) Community College, quarterback

Education

Bachelor's degree in exercise sports science, minor in history, Texas State, 2004

Personal

Family: Wife, Courtney; Sons, Ryder, Bear and Jase

2008 and 12th in total offense (422.2 ypg) the following season. He helped tutor Bobcats running backs to five All-Southland Conference honors.

Reeve was named Texas State's interim head coach from December 2010-January 2011 before moving into the director of operations position until July 2011.

He spent one season as the offensive graduate assistant coach at Rice in 2006, where he helped tutor All-America wide receiver Jarret Dillard. He helped lead the Owls to a 7-6 record, a runner-up finish in Conference USA with a 6-2 mark and to the New Orleans Bowl, the program's first bowl in 45 years (1961 Bluebonnet Bowl). Rice's revival in 2006 was the second-best turnaround among Football Bowl Subdivision (FBS) schools.

Reeve was the quarterbacks coach at Bay City High School in 2004, where he helped the Black Cats to a 9-2 record, co-district championship and the area round of the Class 4A playoffs. His quarterback garnered all-district accolades.

He also was the defensive ends and receivers coach at Cuero High School in 2005, where he helped guide the Gobblers to a 13-1 record, the district title and the state semifinal round of the Class 3A playoffs. One of his defensive ends was tabbed all-state and the district's defensive player of the year, while two others were picked all-district.

Reeve was a record-setting quarterback at Pearl River (Miss.) Community College from 2000-01. He led the nation in passing and total offense en route to earning first-team NJCAA All-American and Region XIII Player of the Year honors as a sophomore in 2001. He also was the conference player of the year, the league's offensive MVP and the runner-up for the NJCAA Player of the Year that season. He broke seven school passing records during his career with the Wildcats.

Reeve signed to play at Texas State in 2002, but suffered a career-ending injury. He was asked to stay on as a student assistant coach, where he worked with the defensive backs in 2003 and the quarterbacks and wide receivers the previous season.

Reeve earned a bachelor's degree in exercise sports science with a minor in history from Texas State in 2004.

Reeve and his wife, Courtney, have three sons, Ryder, Bear and Jase.



ERIC ROARK

Assistant Coach

Defensive Line

Fifth Season

(SE Oklahoma St. • 1984)

A veteran of the collegiate coaching ranks for three decades and a knowledgeable recruiter for more than 20 years, Eric Roark was hired in April 2009 as one of UTSA's first assistant football coaches. He tutors the program's defensive linemen.

Last year, Roark helped the defense rank in the Conference USA top five in five different statistical categories, including second in rushing defense (140.8 ypg). UTSA held a pair of foes to less than 100 yards on the ground, including a program-record minus-26 in the season-opening 27-7 win at Houston. His defensive linemen combined for 317 tackles, 44.5 tackles for loss, 18 sacks and 18 quarterback hurries. Defensive end Robert Singletary was a second-team all-conference selection, while defensive tackle Ashaad Mabry, who was signed as an undrafted free agent by the New Orleans Saints in May 2015, and defensive end Cody Rogers were named honorable mention.

In 2013, Roark helped lead UTSA to a 7-5 overall record, including victories over a pair of bowl teams. The Roadrunners finished second in the West Division with a 6-2 mark in their first season in Conference USA. He helped mentor a defense that forced 14 turnovers (6 fumbles/ 8 INTs) and allowed only 143.1 rushing yards per game in 2013, including holding three opponents to less than 100 yards. His unit combined for 249 tackles, 25.5 tackles for loss, 17 sacks, 17 quarterback hurries and eight pass breakups. Defensive end Codie Brooks was named to the Conference USA All-Freshman team and earned honorable mention accolades alongside Mabry and Singletary.

Roark helped UTSA to an 8-4 overall record and a 3-3 mark in its first and only season in the Western Athletic Conference (WAC) in 2012. The campaign was highlighted by historic wins against South Alabama, the program's first road and Football Bowl Subdivision (FBS) victory, and New Mexico State, its first league win. The defense forced 29 turnovers (16 fumbles/13 interceptions), which led to 22 scores (15 TDs/7 FGs). The defensive line combined to register 216 tackles, 28.5 tackles for loss, 13.5 sacks and 17 quarterback hurries. Defensive tackle Franky Anaya earned second-team All-WAC accolades.

Roark helped lead the Roadrunners to a 4-6 record during their inaugural campaign in 2011. The defense allowed just 21.4 points and 126.2 yards rushing per game and forced 21 turnovers (11 fumbles, 10 interceptions), which led to 15 scores. Roark's defensive linemen registered 156 tackles, 27 tackles for loss, 15.5 sacks, 19 pass breakups and 13 quarterback hurries. Marlon Smith

led the team with eight sacks, while Jason Neill had one of the team's two interception returns for a touchdown, a 67-yarder in the season finale against Minot State.

In his first year in the Alamo City, Roark was instrumental in helping the program sign its first-ever recruiting class. The group featured nine all-state and 28 all-district performers. The second class included nine all-state and 25 all-district players. He also was influential in helping former UTSA track & field All-American Teddy Williams ink a free-agent contract with the Dallas Cowboys in July 2010.



Connie and Eric Roark

THE ERIC ROARK FILE

Coaching Career

2009-present: UTSA, assistant coach

2008: Grand Prairie High School, defensive coordinator

2004-07: SMU, assistant coach/recruiting coordinator

2002-03: SMU, assistant coach

2001: Tennessee, graduate assistant

1997-2000: Tennessee Tech, assistant coach/recruiting coord.

1989-97: Middle Tennessee, assistant coach

1987-88: Murray State, assistant coach

1986: Iowa State, graduate assistant

1985: San Diego State, graduate assistant

1984: Southeastern Oklahoma State, assistant coach

Professional Players Coached

- Corey Chamblin: NFL (Free Agent)
- Ashaad Mabry: NFL (Free Agent)
- Bryan McCann: NFL (Free Agent)
- Thomas Morstead: NFL (Fifth Round)
- Justin Rogers, NFL (Sixth Round)
- Robert Singletary: CFL (Free Agent)
- Joshua Symonette: NFL (Free Agent)
- Teddy Williams: NFL (Free Agent)

Playing Experience

1979-82: Oklahoma State, defensive back

Education

- Master's degree in sport management, Tennessee, 2001
- Master's degree in health, physical education and recreation, Middle Tennessee, 1996
- Bachelor's degree in health, physical education and recreation, Southeastern Oklahoma State, 1984

Personal

Family: Wife, Connie; Sons, Ben and Nick

He was an assistant coach at SMU for six seasons (2002-07) and spent 2008 as the defensive coordinator at Grand Prairie High School.

While at SMU, Roark coached the secondary and defensive ends, coordinated special teams and also served as recruiting coordinator for four seasons. Under his tutelage, the punt team finished second in the nation in 2007 and he coached All-Conference USA punter Thomas Morestead (a fifth-round draft pick by the New Orleans Saints in 2009), linebacker Justin Rogers (a sixth-round draft pick by the Dallas Cowboys in 2007) and defensive end Cory Muse. He was named the fifth-best non-BCS recruiter in the country by Rivals.com in 2005.

Roark spent the 2001 season at Tennessee under former head coach Phillip Fulmer, where he served as a graduate assistant in football administration. He helped the Volunteers win the Southeastern Conference East Division Championship and Citrus Bowl that year.

Prior to his time in Knoxville, he coached defensive backs and was the recruiting coordinator at Tennessee Tech from 1997-2000 under current Atlanta Falcons head coach Mike Smith, wide receivers at Middle Tennessee from 1989-97 and defensive backs and wide receivers at Murray State in 1987-88.

He began his collegiate coaching career as the linebackers coach at Southeastern Oklahoma State in 1984 followed by one-year stops as a graduate assistant at San Diego State (1985), also under Smith, and Iowa State (1986).

Roark earned three letters as a defensive back at Oklahoma State from 1979-82 under Jimmy Johnson.

He earned his bachelor's degree in health, physical education and recreation from Southeastern Oklahoma State in 1984 and received master's degrees in the same discipline from Middle Tennessee in 1996 and a second in sport management from Tennessee five years later.

Roark and his wife, Connie, have two sons, Ben and Nick.



EDDIE BENAVIDEZ

**Quality Control/
Special Teams**

**Third Season
(UTSA • 2010)**

Eddie Benavidez is in his third year as quality control for special teams. He is responsible for the scouting and breakdown of opponents' special teams, organizing special teams and skill positions scout teams and preparing special teams videos for meetings.

Benavidez previously was a volunteer with the UTSA football program during the 2011 and 2012 seasons, where he assisted with scouting, charting and video breakdown for the safeties and special teams.

Benavidez was a three-sport athlete at Mathis High School. In football, he was a three-year letterwinner at quarterback and was named Newcomer of the Year as a sophomore and first-team all-district as a senior. He was a four-year member and two-time all-district middle infielder for the baseball team and a three-year letterwinner for the basketball squad.

A native of Mathis, Texas, Benavidez earned his bachelor's degree in kinesiology from UTSA in December 2010 and his master's degree in health and kinesiology from UTSA in May 2013. He was a two-time member of the UTSA President's List (4.0 semester GPA) and a three-time Dean's List (3.75 or higher semester GPA) honoree.



JEREMIAH MOELLER

**Graduate Assistant Coach
Offense**

**Second Season
(UTSA • 2014)**

Jeremiah Moeller is in his second season as a graduate assistant coach for the offense, where he works with the offensive linemen and assists the offensive staff. He is responsible for breaking down and organizing opponents' film, instructing the scout team, generating practice schedules and scripts and assisting with the recruiting process.

A three-year letterwinner for the Roadrunners, Moeller played in all 34 games with 20 starts. The team's primary blocking tight end, he also caught 21 passes for 239 yards.

As a senior in 2013, Moeller helped UTSA to a 7-5 overall record and a second-place finish in the West Division of Conference USA with a 6-2 mark. A team captain, he hauled in nine passes for 62 yards. As a junior, Moeller had 10 receptions for 145 yards, including a 34-yard touchdown against Texas State. He also registered four special teams tackles.

A native of New Braunfels, Moeller was a two-time All-District 27-4A performer at defensive back his final two seasons at Canyon High School. He recorded 48 tackles and three interceptions as a junior and played on both sides of the ball in his final campaign.

Moeller earned a bachelor's degree in exercise science from UTSA in May 2014.



JOHN ROPER

**Graduate Assistant Coach
Defense**

**First Season
(UTSA • 2014)**

John Roper is in his first season as a graduate assistant coach for the defense, where he works with the defensive linemen and assists the defensive staff. He is responsible for breaking down and organizing opponents' film, instructing the scout team, generating practice schedules and scripts and assisting with the recruiting process.

Roper spent the last three years as a student manager for the Roadrunners.

Roper earned a letter during UTSA's inaugural season in 2011. He played in all 10 games, primarily on special teams, and recorded a pair of solo tackles. He also had a 2-yard rush on the program's first-ever fake punt attempt against South Alabama.

Roper was a two-year starter at defensive end and linebacker at San Antonio MacArthur High School. He posted 40 tackles and three sacks as a senior.

Roper earned a bachelor's degree in kinesiology from UTSA in December 2014.



NATE SHAW

**Graduate Assistant Coach
Offense**

**First Season
(UTSA • 2015)**

Nate Shaw is in his first season as a graduate assistant coach for the defense, where he works with the linebackers and assists the defensive staff. He is responsible for breaking down and organizing opponents' film, instructing the scout team, generating practice schedules and scripts and assisting with the recruiting process.

A four-year letterwinner for the Roadrunners, Shaw was the team's primary blocking back during the program's first four seasons. He played in 45 games with 18 starts and despite limited touches, compiled 21 yards and a pair of touchdowns on six carries to go along with 52 yards on seven receptions. He recorded career highs of four carries for 16 yards against Minot State in 2011 and hauled in two passes for 11 yards versus McNeese State a year later.

A two-time team captain at Austin Anderson High School, Shaw earned All-District 25-5A laurels at guard in each of his final two seasons. He was an honorable mention all-district selection at linebacker as a sophomore.

Shaw earned a bachelor's degree in kinesiology from UTSA in May 2015.



GIOVANNI VIZZA

**Graduate Assistant Coach
Offense**

Second Season

(Texas A&M • 2011)

Former standout San Antonio prep quarterback Giovanni Vizza is in his first season as a graduate assistant coach for the offense, where he works with the quarterbacks and assists the offensive staff. He is responsible for breaking down and organizing opponents' film, instructing the scout team, generating practice schedules and scripts and assisting with the recruiting process.

Vizza comes to UTSA after spending two years as an assistant coach at Central Catholic High School, the first as the quarterbacks coach and the second as the offensive coordinator.

Vizza started 20 games at North Texas under head coach Todd Dodge in 2007-08. He amassed 5,146 yards and 32 touchdowns through the air and an additional 415 yards and four TDs on the ground during his two-year career.

He garnered third-team Freshman All-America honors and was the 2007 Sun Belt Conference Freshman of the Year after passing for 2,388 yards and 20 touchdowns in his debut campaign. He set an NCAA freshman record with eight TD tosses in a 74-62 loss to Navy and a North Texas school record with a 99-yard TD pass against Louisiana-Monroe. As a sophomore, he tallied 2,758 yards and 15 scores through the air and posted a pair of 300-yard passing games.

Vizza was the Dave Campbell's Texas Football Player of the Year and the Class 4A Offensive Player of the Year in 2006 after leading Alamo Heights to a 14-1 record and the state championship with a 40-28 victory against Copperas Cove, which featured future Heisman Trophy-winner Robert Griffin III. He passed for 3,278 yards and 37 touchdowns as a senior and finished his two-year Alamo Heights career with 6,054 total yards and 60 TDs.

Vizza earned his bachelor's degree in finance and real estate from Texas A&M in December 2011.



SHANE ELDER

Assistant AD/Football
(Texas A&M • 2000)

Shane Elder was hired in October 2009 as UTSA's Director of Football Operations and promoted to Assistant Athletics Director for Football in 2014.

He is responsible for coordinating team travel, on-campus recruiting visits, the walk-on program and housing and meal programs for student-athletes, assisting with summer camps, overseeing the program's compliance paperwork, scheduling and organizing community service outings and serving as the high school coaches liaison.

Elder came to UTSA from Texas A&M, where he served as the football program's administrative assistant for recruiting for seven years. During his time with the Aggies, he was a part of three bowl teams – the 2005 Cotton Bowl, 2006 Holiday Bowl and 2007 Alamo Bowl.

The Katy native previously worked with the Dallas Mavericks of the NBA, completing an internship with the Corporate Communications Department in the summer of 2003.

Elder graduated from Texas A&M in 2000 with a bachelor's degree in kinesiology and earned a master's degree in sport management in 2002. While attending graduate school, he worked for two years in the Texas A&M Athletics Department's Marketing and Promotions office.

Elder married the former Maddie Mauritz in March 2014.



ADAM CAIN

Director of Operations
(Texas A&M • 2010)

Adam Cain was hired as Team Operations Coordinator in 2012 and promoted to Director of Football Operations in 2014.

Cain is responsible for coordinating team travel, on-campus recruiting visits, the walk-on program and housing and meal programs for student-athletes. He also assists with summer camps, overseeing the program's compliance paperwork, scheduling and organizing community service outings and serving as the high school coaches liaison.

Cain previously was UTSA's facilities coordinator from July 2011-February 2012 before moving into his current role.

The Georgetown native completed an internship with the Dallas Cowboys Event Operations Department during Fall 2010.

Cain earned his bachelor's degree in sports management from Texas A&M in 2010.



MIKE VILLA

**Head Equipment Manager
(UTEP • 2006)**

Mike Villa was hired as head equipment manager at UTSA in April 2010. He is responsible for all apparel, equipment and gear and also helps coordinate practices for the program.

Villa came to the Roadrunners from the Tampa Bay Buccaneers, where he served as assistant equipment manager for the National Football League (NFL) franchise since March 2009. He was responsible for helmet and shoulder pad preparation and maintenance, coach and staff sideline apparel, game day locker room setup and daily laundry needs, among other duties. He also assisted the Arizona Cardinals in Super Bowl XLIV preparation and game day activities as a member of the Buccaneers' host support staff.

Villa was selected as the lone full season equipment manager intern out of a pool of six applicants who worked the 2008 training camp.

Prior to joining Tampa Bay's staff, Villa served as head equipment manager for the Las Vegas Gladiators of the Arena Football League from December 2006-September 2007. There he was responsible for ordering and maintaining inventory of all apparel, managing the equipment budget, setting up the practice field, maintaining helmets and shoulder pads and serving as the liaison to the Orleans Arena, the game and practice facility for the Gladiators.

As a student at UTEP, Villa served as an equipment manager from 2000-06, including four years as the head student equipment manager.

Villa earned his bachelor's degree in multidisciplinary studies with specializations in kinesiology, health promotion and criminal justice from UTEP in December 2006.

Villa is a native of Odessa and graduated from Odessa High School in 2000.

He is married to the former Mariza Gutierrez, who is the sister of UTSA running backs coach Polo Gutierrez.



JUSTIN VOLENTINE

**Assistant Equipment Manager
(Texas A&M • 2012)**

Justin Volentine was hired in June 2013 as assistant equipment manager at UTSA. He is responsible for preparing game helmets and uniforms, supervising student managers and assisting the equipment manager with day-to-day duties.

The Waxahachie, Texas, native came to UTSA from the Utah Jazz of the NBA, where he was an intern equipment manager during the 2012-13 season.

Volentine began his career in equipment at his alma mater, Texas A&M. He was a student manager for the Aggies' football program from 2009-11 and an intern in 2012.

He earned a bachelor's degree in sport management with a minor in business administration from Texas A&M in 2012.



LARA GOLDMANN

**Administrative Associate
(Oklahoma State)**

Lara Goldmann is in her fifth year as the administrative associate for football.

Before coming to UTSA, Goldmann worked for Marriott Hotels & Resorts, where she opened properties across the country.

She earned her bachelor's degree from Oklahoma State.

A native of Okemah, Okla., Goldmann is the daughter of head coach Larry Coker and his wife, Dianna. She is married to Ted Goldmann and the couple has twin sons, Daniel and Dillon.



ALEX NICASIO

**Video Coordinator
(UTSA • 2010)**

Alex Nicasio was hired as UTSA's video coordinator in February 2015. He is responsible for all video operations and he supervises the student video staff.

His day-to-day duties include videotaping every practice and game, editing, setting up video meeting rooms and film exchange.

Nicasio got his start as a volunteer student video assistant at UTSA in 2010-11. The San Antonio native was promoted to assistant video coordinator in 2012 and served in that role for one more season before becoming the video coordinator.

Nicasio earned a bachelor's degree in marketing from UTSA in 2010 and a master's degree in adult learning and teaching from UTSA in 2013.



JERRY GREESON

**Associate AD/
Athletic Medicine
(Texas • 1981)**

Jerry Greeson enters his 27th year at UTSA and 26th as the Roadrunners' head athletic trainer. Greeson, who also serves as the associate athletics director for athletic medicine, oversees the daily operations of the training room, including staffing and coordinating medical care for more than 300 student-athletes.

He is in his fifth year as the head trainer for the football program. Greeson is certified MEd, ATC and LAT.

Greeson, who is originally from Austin, received his bachelor's of science degree from the University of Texas at Austin in 1981 and went on to receive his master's degree from Southwest Texas State University (now Texas State).

Prior to coming to UTSA, Greeson was the athletic trainer for Westlake High School in Austin for six years.



RHODIE MOSS

**Assistant Athletic Trainer
(Texas State • 2005)**

Wesley "Rhodie" Moss, MS, ATC and LAT, is in his eighth year as an assistant athletic trainer at UTSA, where he works with the football and men's tennis programs.

Moss came to UTSA from BYU, where he was a graduate assistant athletic trainer for the Cougars football, tennis and track & field teams.

He received his bachelor's degree in exercise sports science with an emphasis in athletic training from Texas State University in 2005 and his master's degree in the same field from BYU in 2007.

Moss is a native of McAllen, Texas, where he attended Sharyland High School.



COLIN HOWLETT

**Associate AD/
Academic Services
(Susquehanna • 1990)**

Colin Howlett was hired in June 2010 as Associate Athletics Director for Academic Services at UTSA. He is responsible for overseeing academic support services for the entire department.

Howlett came to UTSA from Virginia Tech, where he was a member of the Student-Athlete Academic Support Services for 13 years. He began his tenure as Assistant Director in August 1997 and served in that capacity until his promotion to Associate Director in August 2001. He also was the Interim Director from July 2008-January 2009.

While in Blacksburg, Howlett was responsible for developing and implementing academic success programs and providing academic, career and personal counseling to student-athletes in the sports of football, men's and women's cross country, men's golf, men's and women's soccer and women's volleyball. He also assisted in the planning and development of the department's Learning Assistance Program, served as the liaison to the Registrar's Office and to the Office of Services for Students with Disabilities and helped coordinate the tutorial, peer mentor and study hall programs for all student-athletes.

Prior to his tenure at Virginia Tech, Howlett was an Academic/Athletic Counselor at Maine from 1996-97. He also spent two years at Austin Peay where he served as an Academic Services Intern from 1994-95 and as the Interim Compliance Coordinator for six months before joining the staff at Maine.

Howlett earned his bachelor's degree in business administration with an emphasis on human resource management from Susquehanna University in 1990. He received a master's degree in health and physical education with an emphasis in athletic administration from Southern Mississippi in 1994.

Consulting Physicians



Dr. Jaime Garza



Dr. Richard Holcomb



Dr. Hector Lopez



Dr. Timothy Palomera



Dr. David Schmidt

SUPPORT STAFF

Jason Skow, Sideline Communications Coordinator

STUDENT MANAGERS

DJ Ballesteros
Brett Bippert
Matt Cardenas
Miguel Rodriguez
Rolondo Surita
George Villarreal

VIDEO CREW

Nick Bade, Assistant Coordinator
Giovanni Aguilar, Student Assistant
Baylor Jones, Student Assistant
Lavon Stokes, Student Assistant
Gera Villarreal, Student Assistant
Arturo Villarreal, Student Assistant



CHARLIE DUDLEY

**Head Strength & Conditioning Coach
(Oklahoma State • 1994)**

Charlie Dudley was hired in September 2010 as UTSA's head strength & conditioning coach, where he oversees the strength training of the Roadrunners' 17 intercollegiate sports.

Dudley came to UTSA from Southeastern Louisiana, where he served as Director of Sports Performance. Prior to his tenure in Hammond, he was an assistant strength & conditioning coach for one year at Kansas.

The Tulsa, Okla., native spent 10 years as the head strength & conditioning coach at Southern Mississippi, where he oversaw strength & conditioning programs for all 16 sports. He directed, instructed and oversaw one full-time and two graduate assistant coaches and several interns. He also was responsible for the design of Southern Miss' state-of-the-art strength training facility, a \$300,000 project located in the Southern Miss Athletic Center.

During his tenure with the Golden Eagles football team, Dudley was a part of three Conference USA Championships (1997, 1999, 2003) and Southern Miss played in nine bowl games, including six victories. He also helped in the strength & conditioning of the softball program that won four C-USA Championships and participated in the College World Series in 1999 and 2000, the 2000-01 C-USA Champion men's basketball team and the 2003 C-USA Champion baseball squad.

Dudley began his career as a student assistant at Oklahoma State before being promoted to assistant strength & conditioning coach following his graduation in 1994. While in Stillwater, he was part of a program that claimed 29 conference championships and five NCAA titles.

He also worked as an assistant sports performance director with Velocity Sports Performance, a Houston-based center that provided comprehensive strength training and conditioning programs for youth, student-athletes, adults, elite/professional athletes and various sports teams.

Dudley received his bachelor's degree from Oklahoma State in 1994. He is a certified member of the Collegiate Strength and Conditioning Coaches Association (CSCCA), the National Strength and Conditioning Association (NSCA) and USA Weightlifting. He is recognized by both CSCCA and NSCA as a certified strength & conditioning coach and also is a certified member in adult CPR/AED/First Aid by the American Red Cross.

He has worked numerous camps across the country, including the Kansas and Southern Miss Football Camps, the Columbia (Fla.) High School Sports Performance Camps, Velocity Sports Performance Camps and Oklahoma State camps for football, baseball, basketball and wrestling.

Dudley is married to the former Jessica Huerta of Houston. They are the proud parents of a late daughter, Jordan Nevaeh, and a son, Tyson Alexander.



TRAVIS REUST

**Associate Strength & Conditioning Coach
(East Central • 2000)**

Travis Reust was hired in October 2010 as associate director of strength & conditioning at UTSA. He works with the Roadrunners football, men's basketball, track & field and soccer programs.

Reust previously spent four years at his alma mater, East Central (Okla.), as director of strength & conditioning. He was the athletics department's first full-time strength & conditioning coach, a position created to enhance Tigers athletics. Reust was responsible for designing and implementing the strength & conditioning programs for all ECU sports.

The Oklahoma City native's leadership spearheaded the Tigers' new strength & conditioning facility, the Pat O'Neal Center, which was labeled one of the best in NCAA Division II athletics.

He previously served as Nebraska's head basketball strength & conditioning coach, where he helped the Huskers men and women advance to postseason play. Reust also worked with the Nebraska wrestling program, which was ranked in the top five of the country and rated as high as second in the Big 12 Conference.

Prior to his arrival at Nebraska, he was the assistant strength & conditioning coach at TCU, where he worked with football, men's basketball, baseball and women's golf. While in Fort Worth, Reust helped lead the men's basketball program to its first postseason tournament in 10 years. During his time there, the baseball program won the 2005 Conference USA Championship. Eight of his former athletes currently are playing professional baseball.

Before taking the position at TCU, Reust was assistant strength & conditioning coach at Colorado, where he worked for E.J. "Doc" Kreis. His primary responsibility was working with the Buffaloes' football program. He also coordinated the strength & conditioning programs for both the men's and women's basketball programs, as well as the men's and women's golf teams. While working with the football program, Reust was part of the 2002 Big 12 North Championship. Reust worked with seven All-Americans and 23 All-Big 12 athletes, 11 of which currently are playing in the NFL, during his time in Boulder. He also coached basketball center David Harrison, who was a 2004 NBA First Round Draft Pick by the Indiana Pacers.

Reust spent a year as an intern at Oklahoma State, where his main responsibility was assisting with the football program.

He began his career as a football defensive graduate assistant and the strength & conditioning coach at East Central.

Reust earned his bachelor's degree in education in 2000 and a master's degree in education/sports administration two years later. He is certified through the Collegiate Strength & Conditioning Coaches Association, USA Weightlifting and International Sports Science Association in addition to being a member of the National Strength & Conditioning Association.

He is married to the former April Love and the couple has three daughters, Summer, Cassidy and Jaylee, and two sons, Kaden and Hunter.



KYLE STEPHENS

**Assistant AD/
Athletics Communications
(Texas A&M • 1998)**

Kyle Stephens, who was promoted to assistant athletics director in September 2010, is in his ninth year as athletics communications director after serving his first two as an assistant.

Stephens oversees the day-to-day operations of the department and media relations for all 17 of UTSA's intercollegiate sports.

He was the local media coordinator for the 2006 NCAA Women's Basketball San Antonio Regional, 2007 NCAA Men's Basketball South Regional, 2008 Men's Final Four, 2010 Women's Final Four, 2011 NCAA Men's Basketball Southwest Regional 2014 NCAA Men's Basketball Second & Third Rounds, 2014 NCAA Men's Golf San Antonio Regional and 2015 NCAA Women's Golf San Antonio Regional, as well as the assistant media liaison for the 2004 Men's Final Four and 2005 & 2011 NCAA Women's Volleyball Championships.

The Kountze, Texas, native came to UTSA in October 2003 after serving as a media relations assistant at the University of Texas at Austin from 2001-03. There he was the primary contact for the men's and women's track & field programs and the secondary contact for men's basketball, as well as helping with the daily media operations with the football team. Stephens also was the co-editor for the home football game programs and served as media director for the 2003 Big 12 Outdoor Track & Field Championships and as assistant media director for the 2002 and '03 Clyde Littlefield Texas Relays.

He was a sports information graduate assistant at Texas A&M from 1998-2001. There he helped coordinate publicity for the men's and women's cross country and track & field teams, as well as assisting with media services for all home football, basketball, soccer and baseball events. He was the co-media director for the 2001 Big 12 Outdoor Track & Field Championships.

Stephens earned his bachelor's degree in kinesiology with an emphasis in sport management from Texas A&M in 1998. He has worked more than 20 NCAA events and five bowl games, including the "Snow Bowl" — the 2000 Independence Bowl overtime thriller between Mississippi State and Texas A&M. He is a member of the College Sports Information Directors of America (CoSIDA) and Football Writers Association of America. Twelve of his publications have been honored by CoSIDA, including four as "Best In The Nation."



BRIAN HERNANDEZ

**Associate Athletics
Communications Director
(Kansas State • 1999)**

Hired in May 2006, Brian Hernandez is in his 10th year as associate athletics communications director at UTSA. Hernandez is the primary communications contact for the Roadrunners' football (student-athletes), men's and women's cross country, tennis and men's and women's track & field programs in addition to serving as the editor for the school's official athletics website, goUTSA.com.

He has 14 years of athletics communications experience, with stops at the University of Texas at Austin (2000-03), California State University at Fresno (2000) and Kansas State University (1998-99). Prior to his arrival at UTSA, Hernandez spent three years managing a private business in Kansas City, Mo.

The 41-year-old native of Olathe, Kan., has worked multiple conference and NCAA Championship events, as well as 12 bowl games (seven Alamo/three Cotton/two Holiday). He is a member of the College Sports Information Directors of America (CoSIDA) and several of his publications have been honored for excellence by CoSIDA, including the 2000 Fresno State baseball game program, which was tabbed "Best In The Nation."

Hernandez served as the local media coordinator for the 2011 NCAA Women's Volleyball Championship, as well as the 2006-07 and '09 Southland Conference Volleyball Tournaments. He also was the associate media coordinator at the 2014 NCAA Men's Basketball Second & Third Rounds, 2011 NCAA Men's Basketball Southwest Regional, 2010 Women's Final Four, 2008 Men's Final Four and 2007 NCAA Men's Basketball South Regional.

Hernandez began his tenure at UT-Austin in June 2000 as a media relations assistant. In that role, he was the primary contact for the Longhorns' men's track & field team and secondary contact for UT's nationally-ranked football program. He also served as the assistant media director for the 74th Annual Clyde Littlefield Texas Relays. A year later, he was promoted to assistant media relations director and was instrumental in the department's August 2001 launch of MackBrown-TexasFootball.com.

He arrived in Austin after serving as a media relations assistant at Fresno State in Spring 2000. Hernandez coordinated the day-to-day publicity of the Bulldogs' nationally-ranked baseball and women's soccer squads. He also was the media director for the 22nd Annual Pepsi/Johnny Quik Baseball Classic.

At Kansas State, Hernandez was responsible for the publicity of Wildcats' rowing team and also assisted with media relations for all home football, basketball and baseball events.

He earned his bachelor's degree in print journalism with an emphasis in business administration from K-State in December 1999.

Hernandez married the former Ambra Whitehurst on June 29, 2013 and the couple welcomed a son, Maxwell Christopher, on March 30, 2015. They reside in the Alamo City.



LYNN HICKEY

Director of Athletics

Lynn Hickey has made student-athlete welfare one of her top priorities while leading the UTSA Athletics Department to new heights.

Under Hickey's direction since 2000, UTSA has captured three conference commissioner's cups and a pair of league all-sports trophies while consistently winning both team and individual academic and athletics awards in all 17 sports sponsored by the university.

One of Hickey's dreams to lead UTSA to the upper echelon of Division I Athletics was realized on Nov. 11, 2010, when the university received and accepted an invitation to join the Western Athletic Conference (WAC). The department claimed the 2012-13 WAC Commissioner's Cup on the strength of league championships by the men's indoor track & field and baseball teams in its first and only year in the conference.

Hickey's long-term goal of placing UTSA in a major conference was reached when Conference USA extended an invitation on May 4, 2012. The Roadrunners moved all 17 sports into that league on July 1, 2013.

Hickey has overseen the addition of three sports during her tenure. Women's golf and women's soccer were added in 2005 and 2006, respectively, and both programs have emerged as annual league championship contenders. On Dec. 18, 2008, UTSA's Athletics Initiative Business Plan was approved by the UT System Board of Regents, granting permission to start a football program.

Hickey made a splash with the hiring of the first-ever head football coach, as two-time National Coach of the Year Larry Coker was introduced on March 6, 2009. The program kicked off its first season against Northeastern State on Sept. 3, 2011, to resounding success. The Roadrunners set NCAA start-up program records for inaugural game (56,743) and average home attendance (35,521) in six contests at the 65,000-seat Alamodome. In year two, UTSA posted an 8-4 overall record and finished fourth in the WAC with a 3-3 mark while averaging more than 29,000 fans. The third season saw the football team post a 7-5 overall record and finish second in the West Division of C-USA with a 6-2 mark while again topping the 29,000-mark in average home attendance.

The 2010-11 academic year will go down in history as arguably the most successful in school annals, as the Roadrunners claimed the Southland Commissioner's Cup and Women's All-Sports Trophy, five championships and the first-ever NCAA postseason victory. UTSA followed that with four more league titles during the 2011-12 campaign, closing out two decades in the Southland with 58 team championships, a pair of Commissioner's Cups and two All-Sports Trophies.

Hickey has led the charge for UTSA and its hosting of numerous NCAA Championship events. Since her arrival on campus, UTSA has served as host institution for the 2001 NCAA Men's Basketball Midwest Regional, 2002 Women's Final Four, 2003 Men's Basketball South Regional, 2004 Men's Final Four, 2005 Women's Volleyball Championship, 2006 Women's Basketball South Regional, 2007 Men's Basketball South Regional, 2008 Men's Final Four, 2010 Women's Final Four, 2011 Men's Basketball Southwest Regional, 2011 Women's Volleyball Championship, 2014 Men's Basketball Second & Third Rounds, 2014 Men's Golf San Antonio Regional and 2015 Women's Golf San Antonio Regional. In November 2014, the NCAA announced that UTSA once again will serve as the host institution for the Men's Final Four, this time in 2018.

In 2007, Hickey was named to the NCAA Division I Men's Basketball Committee, one of the most prestigious appointments in all of collegiate athletics. The 10-member committee oversees administration

of the NCAA Division I Men's Basketball Championship, including the selection and seeding of teams for the tournament. Hickey, whose five-year term expired in 2012, became just the second female ever selected to the committee, joining Charlotte Athletics Director Judy Rose, who served from 1999-2003.

Hickey has been honored nationally and locally for her hard work at UTSA. She was named the National Association of Collegiate Women Athletics Administrators 2005 Division I-AAA Administrator of the Year. Hickey earned her second national award in June 2006 as the National Association of Collegiate Directors of Athletics/GeneralSports TURF Systems Division I-AAA West Region AD of the Year. The *San Antonio Express-News* tabbed her as its 2010 Sportswoman of the Year and she also was selected to and completed the Masters Leadership Program of San Antonio and Bexar County. In September 2011, she received the ATHENA Leadership from the North San Antonio Chamber of Commerce. Hickey also was selected as National Association of Collegiate Women Athletics Administrators President-Elect and Executive Committee member for 2014-15.

"UTSA is very fortunate to have an athletic leader with both the administrative and coaching experience of Lynn Hickey," UTSA President Dr. Ricardo Romo said. "Lynn not only is a leader who can take our athletic program to the next level, but she is also well respected nationally and serves as an excellent role model for all student-athletes at this university."

In serving as the fourth athletics director in UTSA history, Hickey assumed the lead athletics role at one of the youngest NCAA Division I universities in the country (UTSA began athletics competition in 1981). The only female Division I athletics director that oversees both men's and women's sports in the state of Texas, she served as President of the Southland from 2002-04 and as the league's representative to the NCAA Championship/Competition Cabinet. Hickey also was a member of the Women's Basketball Rules Committee from 2003-06, spending the last two years as chair.

Hickey came to San Antonio from Texas A&M University, where she served as senior associate athletics director/senior woman administrator from 1994-2000. At Texas A&M, her responsibilities included event management and marketing and promotions for 16 of the university's 19 Division I sports. She also represented the Big 12 Conference as a member of the NCAA Championship Cabinet.

From 1984-94, Hickey served as head women's basketball coach for Texas A&M. She directed the 1993-94 Aggies basketball team to the NCAA Tournament Sweet 16, becoming the lowest-seeded team to ever reach that milestone. Texas A&M finished the year ranked No. 19 in the CNN/USA Today Top 25 poll. Following the season, Hickey relinquished her coaching duties to accept the promotion to senior associate athletics director. She finished her coaching career with an overall mark of 279-167 in 15 years of collegiate coaching.

Before her stint at A&M, Hickey was head women's basketball coach at Kansas State University from 1979-84. She averaged more than 23 wins per season in posting a 125-39 (.762) record over five years and led the Wildcats to five consecutive national tournament berths. She was inducted into the Kansas State Athletics Hall of Fame in September 2004.

A native of Welch, Okla., Hickey graduated summa cum laude from Ouachita Baptist University in Arkadelphia, Ark., with a bachelor's degree in education. She was an All-American for OBU's nationally-ranked basketball team and a member of the USA National Team in 1973. Hickey and her husband, Bill, have a daughter, Lauren Nicole.



DR. RICARDO ROMO

University President

Ricardo Romo is the fifth president of The University of Texas at San Antonio, which was named by the Texas Legislature as an emerging Tier One research university and a leader in providing access to excellence in teaching, research and community outreach.

Under his leadership, student enrollment has grown 68 percent. The university has added numerous programs and facilities to enhance student life and expand its research capacity. With total research expenditures of \$56.8 million and total expenditures of \$79.4 million for fiscal year 2011, it represents a six-fold increase in expenditures during Romo's tenure.

A San Antonio native who grew up on the city's West Side, Romo graduated from Fox Tech High School before attending the University of Texas at Austin on a track scholarship. At UT Austin, he was the first Texan to run the mile in less than four minutes, a record that lasted 41 years.

He earned a bachelor's degree in education from UT Austin (1967) and holds a master's degree in history from Loyola Marymount University (1970). Additionally, Romo earned a Ph.D. in history from the University of California, Los Angeles (1975). A nationally respected urban historian, Romo is the author of "East Los Angeles: History of a Barrio," now in its ninth printing (one in Spanish).

Romo began his academic career teaching social studies (1967-1970) at Franklin High School in Los Angeles. He went on to teach at the University of California at San Diego (1975-1979) and the University of Texas at Austin (1980-1999). He was a visiting professor at University of California, Berkeley in 1985 and a visiting scholar with the Stanford University Center for Advanced Studies in Behavioral Sciences (1989-1990). In 1993, he became vice provost for undergraduate education at UT Austin before becoming president of UTSA in 1999.

Romo has received numerous awards and recognitions including 2006 Outstanding Friar Alumnus from the UT Austin Friar Society and the Isabel la Catolica award, the highest award given to non-Spanish subjects, bestowed upon him in 2007 by King Juan Carlos of Spain. In 2008, Romo received the Distinguished Alumnus Award from the Texas Exes Alumni Association.

In 2010, he received the San Antonio North Chamber Gov. Dolph Briscoe Salute to Excellence Award. In 2011, Romo was presented



Dr. Ricardo Romo prepares to introduce Larry Coker as the school's first football coach on March 6, 2009.

the Council for Advancement and Support of Education (CASE) Chief Executive Leadership Award for transforming UTSA from a regional campus into an emerging Tier One research university. In February 2012, Romo received the Colonel W.T. Bondurant Sr. Distinguished Humanitarian Award from the San Antonio Academy of Texas Alumni Council.

Romo received the prestigious 2013 Clark Kerr Award for Distinguished Leadership in Higher Education from the University of California, Berkeley. Created in 1968 as a tribute to UC President Emeritus Clark Kerr, previous winners include nuclear physicist Herbert Frank York and Supreme Court Chief Justice Earl Warren.

In March 2013, Romo received the Wheaton College Otis Social Justice Award in Boston for promoting social justice through education and public service. Established in 1959, previous winners include Eleanor Roosevelt (U.S. first lady and first chair of the U.N. Commission on Human Rights), Surgeon General C. Everett Koop, Texas writer Molly Ivins and Senator Edward Kennedy.

With a strong commitment to serve the community, Romo has served on a range of regional, national and international boards. He is vice chair of the Southwest Research Institute Board of Directors and on the boards of the American Council of Education, Philosophical Society of Texas, Humanities Texas, Austin Museum of Art and United States-Mexico Commission for Educational and Cultural Exchange (COMEXUS). In May 2011, President Barack Obama appointed Romo to the President's Advisory Commission on Educational Excellence for Hispanics.

Romo is married to Dr. Harriett Romo, a UTSA professor of sociology and director of the UTSA Mexico Center and the Bank of America Child and Adolescent Policy Research Institute (CAPRI). Both first-generation college graduates, the Romos have a son, Carlos, who earned degrees from Stanford University and the University of Texas School of Law. Their daughter, Anadelia, a graduate of Princeton University, received a doctoral degree from Harvard University and teaches at Texas State University.

The Romos are avid art collectors. Their private art collection is particularly strong in works on paper by Chicana/Chicano and U.S. Latino artists with a regional focus on Texas and the Southwest. The collection includes works by Luis Jimenez, Carmen Lomas Garza, Cesar Martinez and Vincent Valdez, as well as print suites from Self Help Graphics and Coronado Studio.

Recently, more than 60 prints from their collection were on display San Antonio's McNay Museum in an exhibit titled "Estampas de la Raza." The traveling exhibit portrays the Latino experience in the United States through the work of 44 Mexican-American and Latino artists. These amazing prints are now on view at the Albuquerque Museum of Art and will continue to the North Carolina Museum of Art in Raleigh, followed by the Vincent Price Art Museum in Los Angeles.

A talented photographer, Romo's photos have been included in numerous regional art exhibits including "Havana," a collection of photos taken in Cuba, and "South Africa," a selection of his photos taken on a trip to rural South Africa. His "Small Town Texas" exhibit was displayed at the UTSA Institute of Texan Cultures. An assortment of his photos was featured in China's most respected photography magazine, Popular Photography. Romo and four other Texas photographers showed their work in the exhibit "Infinite Horizons: Visions of Texas" as a Texas-China cultural exchange.



2015 UTSA ROADRUNNERS STAFF



Front row (l-r): Associate Director of Strength & Conditioning Travis Reust, Assistant Coach Polo Gutierrez, Assistant Coach Kevin Brown, Assistant AD/Equipment Operations Mike Villa, Head Coach Larry Coker, Assistant Coach Perry Eliano, Assistant Coach Charlie Reeve, Assistant Coach Mike Markuson, Assistant Coach Eric Roark. **Second row:** Director of Strength & Conditioning Charlie Dudley, Assistant Equipment Manager Justin Volentine, Director of Operations Adam Cain, Assistant AD/Football Shane Elder, Quality Control Eddie Benavidez, Assistant Coach Neal Neathery, Graduate Assistant Coach Giovanni Vizza, Assistant Athletic Trainer Rhodie Moss. **Third row:** Assistant Coach Jeff Popovich, Student Assistant Coach Justin Todd, Student Assistant Coach Crosby Adams, Graduate Assistant Coach Jeremiah Moeller, Graduate Assistant Coach John Roper, Graduate Assistant Coach Nate Shawm Video Coordinator Alex Nicasio, Assistant Coach Tony Jeffery, Associate AD/Athletic Medicine Jerry Greeson.



MEET THE ROADRUNNERS





MEET THE ROADRUNNERS



Jess Anders • #15
Running Back • 5-9 • 175 • Fr.-HS
Aledo (ah - lee - dough), Texas (Aledo HS)

Prior To UTSA

All-purpose back who helped lead his team to 41 wins and two UIL State Championships in his three seasons as a starter ... named to the 2014 *Dave Campbell's Texas Football* Top 300 list ... the Bearcats posted a 15-1 record and won the 2014 UIL Class 5A Division I State Championship ... a first-team All-District 8-5A honoree as a senior after rushing for 1,025 yards (6.6 avg.) and 18 touchdowns on 156 carries ... added nine receptions for 186 yards (20.7 avg.) and another four scores ... squad went a perfect 16-0 en route to the Class 4A Division II title in 2013 ... ran for 764 yards (9.6 avg.) and 22 scores on just 80 attempts as a junior and caught 14 passes for 384 yards (27.4 avg.) and another four TDs on his way to first-team All-District 7-4A laurels ... earned first-team all-district accolades as a sophomore after rushing for 1,064 yards and 15 TDs ... coached by Steve Wood.

Personal

Born Sept. 16, 1996 ... son of Corine and Henry Anders... undeclared major.



David Anzaldua (ann - zal - do - ah) • #73
Offensive Guard • 6-6 • 350 • Fr.-RS
Edinburg, Texas (North HS)

Freshman (2014)

Redshirted.

Prior To UTSA

Earned honorable mention All-Class 5A, first-team All-Rio Grande Valley and first-team All-District 30-5A accolades as a senior ... helped the Cougars win 11 games and make a return trip to the third round of the playoffs that season ... helped pave the way for an offense that rushed for more than 2,000 yards ... a second-team all-district pick as a junior and honorable mention All-District 31-5A choice as a sophomore ... saw action on both sides of the ball at the beginning of his career ... coached by Roy Garza ... also played for the baseball, basketball and track & field teams.

Personal

Born June 21, 1996 ... son of Dolores and David Anzaldua ... kinesiology major.



Carl Austin III • #10
Safety • 6-0 • 185 • Fr.-HS
Austin, Texas (St. Stephen's Episcopal HS)

Prior To UTSA

Sat out the 2014 season as a greyshirt but began attending classes at UTSA last spring ... versatile athlete who played quarterback, wide receiver and defensive back at the prep level ... team captain who was tabbed the Spartans' Most Valuable Player as a senior ... racked up 1,322 all-purpose yards and scored 10 touchdowns and also recorded 66 tackles, four interceptions and two forced fumbles that season ... missed the majority of his junior campaign due to injury ... team's leading receiver and second-leading rusher as a sophomore ... coached by Ed Wolkind ... also played point guard for the basketball team and participated in track & field.

Personal

Born Feb. 2, 1995 ... son of LeeZa Milano and Carl Austin Jr. ... pre-business major.



N'Keal Bailey • #24
Cornerback • 5-11 • 180 • So.-SQ
Frisco, Texas (Princeton HS)

Freshman (2014)

Saw limited action in three games (at Houston/at Rice/vs. Southern Miss) ... recorded a pass breakup in the season opener at Houston (Aug. 29) ... redshirted in 2013.

Prior To UTSA

Versatile athlete who saw action at cornerback and wide receiver during his prep career ... caught 30 passes for 370 yards (12.3 avg.) and two touchdowns en route to second-team All-District 12-3A laurels as a senior ... added 99 rushing yards and a score on 13 carries, as well as 13 tackles, one sack and an interception that season ... also helped lead team to a 10-2 overall record and a berth in the 2012 UIL Class 3A Division I regional round ... a second-team All-District 11-3A selection at defensive back as a junior ... recorded 37 tackles (18 solos) and three interceptions in 2011 ... also hauled in 37 receptions for 448 yards (12.1 avg.) ... coached by Stacey Dillard ... an academic all-district honoree.

Personal

Born Sept. 24, 1994 ... son of Amy and Richard Bailey ... multidisciplinary studies major.

Career Statistics

Year	G/GS	TT (S/A)	TFLs (Yds)	Sacks	FF/FR	INT	PBU	BLK
2014	3/0	0 (0/0)	0.0 (0)	0.0	0/0	0	1	0
Total	3/0	0 (0/0)	0.0 (0)	0.0	0/0	0	1	0



Baylen Baker • #99
Defensive Tackle • 6-5 • 260 • Fr.-HS
Abilene, Texas (Wylie HS)

Prior To UTSA

Played defensive end and tight end in high school but will make the move to defensive tackle at the collegiate level ... named to the 2014 *Dave Campbell's Texas Football* Top 300 list ... an honorable mention all-state selection and tabbed the District 3-4A Division I Defensive Player of the Year as a senior ... hauled in 11 passes for 160 yards (14.5 avg.) and a pair of touchdowns that fall ... earned first-team All-District 4-3A accolades at both defensive end and tight end as a junior ... racked up 53 tackles and five sacks and caught 12 passes for 171 yards (14.2 avg.) and three scores that year ... a second-team all-district defensive end as a sophomore ... helped lead team to a 12-1 record that season ... coached by Hugh Sandifer.

Personal

Born April 25, 1997 ... son of DeeDee and James Baker ... undeclared major.



Trevor Baker • #26
Cornerback • 6-2 • 195 • Sr.-1L
Prather, Calif. (Sierra HS/Fresno [Calif.] CC)

Junior (2014)

Appeared in 11 contests off the bench ... did not play in the season opener at Houston (Aug. 29) ... registered 11 tackles (8 solos/3 assists) and a pair of pass breakups ... had a career-high three stops at Western Kentucky (Nov. 22) ... redshirted in 2013.



Prior To UTSA

Helped lead junior college team to eight wins as a sophomore ... racked up 26 tackles, three interceptions and a blocked kick in 10 games of action ... appeared in six contests as a freshman and tallied 13 stops and a pick ... played wide receiver and defensive back in high school ... selected to play in the 25th annual North/South Rotary All-Star Game following his prep senior campaign ... helped lead team to eight wins that season and rushed for 381 yards and five TDs on 58 carries, added 10 receptions for 400 yards (40.0 avg.) and four other scores and registered 25 tackles, four interceptions and a fumble recovery ... added 23 catches for 355 yards (15.4 avg.) and four TDs, as well as 13 tackles and four picks as a junior.

Personal

Born Sept. 28, 1992 ... son of Cynthia and Marty Baker ... multidisciplinary studies major.

Career Statistics

Year	G/GS	TT (S/A)	TFLs (Yds)	Sacks	FF/FR	INT	PBU	BLK
2014	11/0	11 (8/3)	0.0 (0)	0.0	0/0	0	2	0
Total	11/0	11 (8/3)	0.0 (0)	0.0	0/0	0	2	0

Career Highs

Tackles: 3, at Western Kentucky (11/22/14)



La'Kel (la - kel) Bass • #42
Linebacker • 6-1 • 225 • Jr.-TR
St. Louis, Mo. (Christian Brothers HS/New Mexico Military Institute/Hutchinson [Kan.] CC)

Prior To UTSA

Junior college transfer began attending classes at UTSA last spring ... saw action in 22 games the last two seasons ... appeared in all 12 contests as a sophomore and recorded a team-leading 101 tackles, including 9.5 behind the line of scrimmage, four interceptions and three fumble recoveries en route to honorable mention All-Jayhawk Conference accolades ... also had seven pass breakups, one sack and a forced fumble, as the Blue Dragons finished with an 11-1 overall record and No. 4 national ranking, the highest in program history ... accumulated 68 tackles, three TFLs and a pair of sacks in 10 games of action as a freshman in 2013 ... coached by Rion Rhoades.

Personal

Born June 19, 1994 ... son of Neteshia Bass ... multidisciplinary studies major.



Matt Bayliss • #49
Deep Snapper • 6-7 • 195 • So.-SQ
Tulsa, Okla. (Holland Hall HS)

Freshman (2014)

Saw action in the final four games of the season (at Rice/vs. Southern Miss/at Western Kentucky/vs. North Texas) ... recorded a special teams tackle in the season finale against North Texas (Nov. 29) ... his snaps helped Kristian Stern average more than 40 yards per boot and the squad's place-kickers connected on all four field goal attempts and 6-of-7 PATs ... redshirted in 2013.

Prior To UTSA

Played offensive tackle and deep snapper at the prep level ... also a member of the basketball team.

Personal

Born April 26, 1995 ... son of Jan and Rusty Bayliss ... geology major.



Russell Bellomy • #8
Quarterback • 6-3 • 220 • Sr.-TR
Arlington, Texas (Martin HS/Michigan)

Prior To UTSA

Appeared in six games the past three seasons at Michigan after sitting out the 2011 campaign as a redshirt ... played in one contest last fall and another five in 2012 ... led his prep team to a 10-3 record and the UIL Class 5A Division I regional semifinals as a senior ... passed for 1,564 yards and 15 touchdowns and added another 804 yards on the ground to go along with nine more scores en route to first-team All-District 4-5A honors that season ... coached by Bob Wager.

Personal

Born Aug. 8, 1992 ... son of Melinda and Jerry Bellomy ... graduated from Michigan this past May with a degree in sports management and now is in UTSA's master's of business administration program.



Kenny Bias • #81
Wide Receiver • 6-1 • 180 • Sr.-3L
San Antonio, Texas (Stevens HS)

• Program's all-time leader with 18.8 yards per reception (36 for 676 yards) and six receiving touchdowns

Junior (2014)

Appeared in seven games ... caught seven passes for 105 yards (15.0 avg.) and two touchdowns ... also had a five-yard rush at Louisiana Tech (Oct. 18) ... posted season highs of three receptions for 44 yards at Rice (Oct. 8) ... added a 24-yard score against the Owls and a 39-yard TD in the season finale against North Texas (Nov. 29).

Sophomore (2013)

Big-play threat who saw action in all 12 contests and started at Marshall (Oct. 5) and against UAB (Oct. 26) ... posted 16 receptions for 335 yards (team-leading 20.9 avg.) and two touchdowns ... also rushed seven times for 45 yards (6.4 avg.) and a score ... had a career day in the home opener against #13 Oklahoma State (Sept. 7) by catching three passes for 96 yards and a pair of scores, including a 67-yarder, and added 24 yards on two carries and reached paydirt from six yards out ... had three catches for 50 yards at Arizona (Sept. 14) ... had two grabs for 54 yards against UAB.

Freshman (2012)

Appeared in nine games and drew a pair of starting assignments against Georgia State (Sept. 15) and Northwestern Oklahoma State (Sept. 22) ... did not play in the season opener at South Alabama (Sept. 1) and missed the Louisiana Tech (Nov. 3) and McNeese State (Nov. 10) contests due to injury ... caught 13 passes for 236 yards (18.2 avg.) and two touchdowns ... recorded career highs of four receptions for 94 yards against San Jose State (Oct. 20) ... added a pair of catches for 88 yards, including a program-record 82-yard score, in the WAC opener at New Mexico State (Sept. 29) ... his other TD was a 5-yard grab in the season finale against I-35 rival Texas State (Nov. 24) ... redshirted in 2011.

Prior To UTSA

Three-year starter who helped lead team to an 11-4 record and the Class 5A Division I state semifinals as a senior ... the 11 wins were a school record and it was the best playoff run in program history ... earned first-team 2010 All-District 27-5A honors after catching 25 passes for 307 yards (12.3 avg.) and a pair of touchdowns ... hauled in 17 passes for 347 yards (20.4 avg.) and three scores as a junior ... coached by Lee Bridges.

— continued —



MEET THE ROADRUNNERS

Kenny Bias (continued)

Personal

Born Feb. 13, 1993 ... son of Monique Nettels and Kenny Bias Sr. ... multidisciplinary studies major.

Career Statistics

Year	G/GS	Rec-Yds	Avg.	TD	Long	Rush-Yds	Avg.	TD	Long
2014	7/0	7-105	15.0	2	39†	1-5	5.0	0	5
2013	12/2	16-335	20.9	2	67†	7-45	6.4	1	18
2012	9/2	13-236	18.2	2	82†	1-8	8.0	0	8
Total	28/4	36-676	18.8	6	82†	9-58	6.4	1	18

Special Teams

Year	KR-Yds	Avg.	Long
2014	0-0	—	—
2013	0-0	—	—
2012	3-20	6.7	9
Total	3-20	6.7	9

Career Highs

Receptions: 4, vs. San Jose State (10/20/12)
 Receiving Yards: 96, vs. #13 Oklahoma State (9/7/13)
 Receiving TDs: 2, vs. #13 Oklahoma State (9/7/13) ^
 Rushing Attempts: 2, vs. #13 Oklahoma State (9/7/13)
 Rushing Yards: 24, vs. #13 Oklahoma State (9/7/13)
 Kickoff Returns: 2, vs. Texas A&M-Commerce (9/8/12)
 ^ UTSA record



Shane Block • #62
Offensive Tackle • 6-5 • 275 • Fr.-HS
Yukon, Okla. (Yukon HS)

Prior To UTSA

Three-year starter who combines great footwork and athleticism ... performs well in run blocking, but also has the natural tools to become a solid pass blocker ... helped lead his team average 26.3 points and 323.7 yards (177.9 rush/145.8 pass) per game as a senior ... coached by Bill Young.

Personal

Born Oct. 16, 1996 ... son of Ingrid and Tom Block ... criminal justice major.



Blake Bogenschutz (bo - gan [rhymes with hogan] - shoots) • #4
Quarterback • 6-0 • 195 • Fr.-RS
Carthage, Texas (Carthage HS)

Freshman (2014)

Appeared in three games before sustaining a season-ending injury against FIU (Oct. 11) ... completed 22-of-39 passes (56.4 percent) for 282 yards ... also rushed 16 times for 16 yards, including a 24-yard touchdown at Oklahoma State (Sept. 13) ... came off the bench after halftime against the Cowboys and was 8-of-14 for 82 yards in the first action of his career ... connected on 10-of-16 tosses for 169 yards, including a 56-yarder (all career highs) against New Mexico (Oct. 4) ... made the program's first-ever start at quarterback by a true freshman against FIU ... awarded a medical redshirt.

Prior To UTSA

A 2013 *Dave Campbell's Texas Football* Top 300 selection ... won 35 games, including 11 in the postseason, as a starter during his three-year career ... threw 126 career touchdown passes, which is the fifth-most in state history, and his 9,569 passing yards stand 11th on the Lone Star State's

all-time list ... owns every passing record in school annals ... helped lead the Bulldogs to a 15-1 record and the 2013 UIL Class 3A Division I State Championship where he was named the game's Offensive Most Valuable Player ... named first-team All-Class 3A, the East Texas Co-Offensive Player of the Year and District 20-3A Most Valuable Player after completing 231-of-391 passes for 4,003 yards and 57 scores (No. 5 state history) against just four interceptions as a senior ... helped guide the squad to 11 victories and a berth in the 2012 UIL Class 3A Division I semifinals as a junior ... threw for 2,870 yards and 40 TDs en route to District MVP laurels that season ... connected on 179-of-324 throws for 2,696 yards and 29 scores as a sophomore in leading the Bulldogs to nine wins ... coached by Scott Surratt ... also an All-East Texas baseball player (first base/pitcher) and academic all-state honoree who ranked at the top of his graduating class.

Personal

Born June 1, 1995 ... son of Shannon and Brian Bogenschutz ... civil engineering major.

Career Statistics

Year	G/GS	C-A-Yds	TD-INT	Long	Rush-Yds	Avg.	TD	Long
2014	3/1	22-39-282	0-2	56	16-16	1.0	1	24†
Total	3/1	22-39-282	0-2	56	16-16	1.0	1	24†

Career Highs

Passing Completions: 10, vs. New Mexico (10/4/14)
 Passing Attempts: 16, vs. New Mexico (10/4/14)
 Passing Yards: 169, vs. New Mexico (10/4/14)
 Rushing Attempts: 7 (2x), last vs. New Mexico (10/4/14)
 Rushing Yards: 13, at Oklahoma State (9/13/14)



Joseph Brooks • #95
Defensive Tackle • 6-1 • 295 • Fr.-HS
San Angelo, Texas (Central HS)

Prior To UTSA

Sat out the 2014 season as a greyshirt but began attending classes at UTSA last spring ... brings a unique combination of strength, quickness and technique to the field ... team captain who earned first-team All-District 2-5A accolades his final two seasons ... registered 68 tackles, including nine for loss, and a half dozen sacks as a senior en route to All-West Texas accolades ... helped lead the team to 10 victories and the 2013 District 2-5A Championship ... racked up 36 stops and helped lead the Bobcats to nine wins as a junior ... coached by Brent Davis.

Personal

Born July 30, 1996 ... son of Jacquelyn Smith ... music major.



JaColbie Butler • #22
Cornerback • 5-9 • 180 • Fr.-HS
Pearland (pair - land), Texas (Pearland HS)

Prior To UTSA

Successful prep running back who ran 85 times for 717 yards (8.4 avg.) and 12 touchdowns as a senior ... rushed for 1,536 yards (8.6 avg.) and 25 TDs on 179 carries as a junior en route to All-District 22-5A honors ... helped the team post a 14-2 record en route to a berth in the UIL Class 5A Division I Championship Game that season ... earned second-team all-district accolades as a sophomore after toting the ball 80 times for 611 yards (7.6 avg.) and a dozen scores ... coached by Tony Heath.

Personal

Born Sept. 18, 1996 ... son of Annie Neal ... undeclared major.



Greg Campbell Jr. • #10
Wide Receiver • 6-0 • 180 • Fr.-RS
Humble, Texas (Atascocita HS)

Freshman (2014)
 Redshirted.

Prior To UTSA

Versatile athlete who made a successful transition from receiver to quarterback as a senior ... named the District 13-5A Player of the Year after leading the Eagles to 10 victories and their first playoff berth in four seasons ... completed 190-of-300 passes for 2,570 yards and 26 touchdowns and added 1,470 rushing yards and 17 more scores on 200 carries ... also earned 2013 second-team All-Greater Houston accolades ... a first-team all-district receiver as a junior after catching 68 passes ... also saw time at defensive back during his prep career ... coached by Craig Stump ... an academic all-district selection.

Personal

Born Sept. 21, 1996 ... son of Niyoka and Greg Campbell Sr. ... kinesiology major.



Gabriel Casillas • #72
Offensive Tackle • 6-5 • 280 • Jr.-TR
Chula Vista, Calif. (Eastlake HS/Southwestern [Calif.] JC)

Prior To UTSA

Helped lead his team to 19 victories and a pair of bowl wins during his junior college career ... a first-team All-California Region IV and unanimous first-team All-American Mountain Conference selection as a sophomore ... Jaguars averaged 42 points and 450.2 yards (144.1 rush/306.1 pass) per game while posting a 10-1 record, including a victory in the season-ending bowl game against Santa Monica College, that season ... squad won nine games and averaged 35.5 points and 416.1 yards (172.2 rush/243.9 pass) per outing during his freshman campaign ... coached by Ed Carberry ... prep honors included all-league, San Diego Alex Spanos All-Star and team's best lineman.

Personal

Born April 12, 1994 ... son of Silvia and Santiago Casillas ... multidisciplinary studies major.



William Cavanaugh • #63
Offensive Guard/Center • 6-1 • 300 • Sr.-2L
New Braunfels, Texas (Canyon HS)

Junior (2014)

Appeared in all 12 contests, including six starts ... drew starting assignments in each of the first five games and again against UTEP (Oct. 25) ... registered 11 knockdown blocks, including a season-high four at Oklahoma State (Sept. 13) ... also graded out at 73 percent in his 437 snaps of action.

Sophomore (2013)

Played in 11 games and started the final nine at guard ... accumulated 44 knockdown blocks, including a career-high eight in the program's inaugural Conference USA contest at UTEP (Sept. 21) ... graded out at 79 percent ... a key part of an offensive line that did not commit a holding penalty during the season ... helped the offense average 25.6 points, 417.8 total yards (175.4 rush/242.4 pass), 21.9 first downs and 32:24 possession time per outing.

Freshman (2012)

Saw limited action in two games and graded out at 77 percent ... played the final 10 snaps at Georgia State (Sept. 15) and 38 more against Northwestern Oklahoma State (Sept. 22) ... graduated from high school early and began attending classes at UTSA in the spring.

Prior To UTSA

Earned 2011 all-area honors from the *San Antonio Express-News* and also was a second-team All-District 27-4A selection at both center and defensive line as a senior ... garnered second-team all-district laurels on offense as a junior ... helped lead team to the playoffs in each of his final two seasons ... coached by Matt Elliott.

Personal

Born Jan. 25, 1994 ... son of Mandy Cavanaugh and Bill and Charlotte Cavanaugh ... business/entrepreneurship major.



Dannon Cavil (cah - vill) • #9
Wide Receiver • 6-1 • 210 • So.-TR
San Antonio, Texas (Madison HS/Oklahoma)

Prior To UTSA

Transfer from Oklahoma began attending classes at UTSA last spring ... will have to sit out the 2015 season due to NCAA transfer rules ... did not play last season for the Sooners after redshirting in 2013 ... recorded 33 catches for 720 yards (21.8 avg.) and seven TDs as a prep senior ... missed all but one game in 2011 because of a hamstring injury ... caught 21 passes for 425 yards and five TDs as a sophomore at Lake Travis HS in 2010 and helped the squad win the Class 4A Division I State Championship.

Personal

Born Nov. 30, 1994 ... son of Donna and Michael Cavil ... multidisciplinary studies major.



Justin Chavez • #30
Safety • 5-10 • 190 • So.-1L
Irving, Texas (MacArthur HS)

Freshman (2014)

Saw action in nine games, primarily on special teams, and registered four tackles (2 solo/2 assists) ... opened the campaign with a career-high three stops at Houston (Aug. 29) ... redshirted in 2013.

Prior To UTSA

Speedy, dual-threat prep quarterback who also saw time at running back and wide receiver during his high school career ... missed the 2012 season due to injury ... completed 56-of-115 passes for 806 yards and nine touchdowns in addition to rushing for 837 yards and a dozen scores as a junior ... coached by Brian Basil.

Personal

Born Nov. 3, 1994 ... son of Annette Chavez ... undeclared major.

Career Statistics

Year	G/GS	TT (S/A)	TFLs (Yds)	Sacks	FF/FR	INT	PBU	BLK
2014	9/0	4 (2/2)	0.0 (0)	0.0	0/0	0	0	0
Total	9/0	4 (2/2)	0.0 (0)	0.0	0/0	0	0	0

Career Highs

Tackles: 3, at Houston (8/29/14)



MEET THE ROADRUNNERS



Cody Cole • #71
Offensive Tackle • 6-5 • 280 • Jr.-1L
Fort Myers, Fla. (Bishop Verot HS)

Sophomore (2014)

Missed the season due to injury.

Freshman (2013)

Came off the bench in eight games at tackle ... played 51 snaps, including a season-high 12 against UAB (Oct. 26), and graded out at 82 percent ... added three pancakes ... redshirted in 2012.

Prior To UTSA

Two-year starter along the offensive line (one at guard/one at tackle) ... a second-team *Fort Myers The News-Press* all-area pick as a senior ... also selected to play in the 23rd Annual John Carrigan Rotary South All-Star Classic.

Personal

Born Oct. 9, 1993 ... son of Jessica and Dale Cole ... pre-business major.



Triston Crossland • #23
Tight End • 6-2 • 235 • Fr.-RS
Corpus Christi, Texas (Calallen HS)

Freshman (2014)

Redshirted.

Prior To UTSA

Saw action at receiver, tight end and linebacker during his prep career ... hauled in 30 receptions for 552 yards and seven touchdowns en route to first-team All-District 30-4A and Most Valuable Receiver accolades as a senior ... team won 11 games and advanced to the Class 4A Division II region final that year ... earned second-team All-District 30-4A honors as a junior after catching 32 passes for 459 yards and three scores ... helped lead the squad to nine wins in 2012 ... coached by Phil Danaher ... an academic all-district honoree.

Personal

Born Aug. 28, 1995 ... pre-business major.



Marcos (mar - cose) Curry • #9
Linebacker • 5-11 • 220 • So.-1L
Round Rock, Texas (Stony Point HS)

Freshman (2014)

Played in 10 games and drew a start against Southern Miss (Nov. 13) ... racked up 16 tackles (4 solos/12 assists) ... posted a career-best seven stops in his start against the Golden Eagles ... redshirted in 2013.

Prior To UTSA

A three-time first-team All-District 16-5A selection ... tallied 84 tackles, including four for loss and a sack, two fumble recoveries and a forced fumble during his senior season ... named to the *Austin American-Statesman's* All-Central Texas team and also was the District 16-5A Defensive Most Valuable Player as a junior after registering 122 tackles ... helped lead team to a 14-1 record and a spot in the 2010 UIL Class 5A Division I state semifinals as a sophomore ... racked up 136 stops on his way to all-district laurels that season ... coached by Craig Chessher.

Personal

Born Aug. 5, 1994 ... son of Tangela Scroggins ... kinesiology major.

Career Statistics

Year	G/GS	TT (S/A)	TFLs (Yds)	Sacks	FF/FR	INT	PBU	BLK
2014	10/1	16 (4/12)	0.0 (0)	0.0	0/0	0	0	0
Total	10/1	16 (4/12)	0.0 (0)	0.0	0/0	0	0	0

Career Highs

Tackles: 7, vs. Southern Miss (11/13/14)



Chase Dahlquist • #33
Safety • 6-0 • 195 • Jr.-2L
Tulsa, Okla. (Union HS)

Sophomore (2014)

Appeared in all 12 contests and started six times ... recorded 27 tackles (13 solos/14 assists), including two for loss, and recovered a fumble in the season opener at Houston (Aug. 29) ... matched his career high with five stops against UTEP (Oct. 25) ... added four tackles at Oklahoma State (Sept. 13) and again the following game at Florida Atlantic (Sept. 27).

Freshman (2013)

Played in nine games and drew his lone start at North Texas (Nov. 23) ... collected 18 tackles (8 solos/10 assists), including a career-high five in his season debut against #13 Oklahoma State (Sept. 7) ... added four stops in the program's inaugural Conference USA contest at UTEP (Sept. 21).

Prior To UTSA

UTSA's first-ever player from the state of Oklahoma ... helped lead team to a pair of Oklahoma Class 6A State Championships during his career ... squad won 10 games and reached the Oklahoma Class 6A semifinals in 2012 ... earned honorable mention all-state and All-Tulsa metro honors as a senior after posting 99 tackles, six of which went for loss, one sack, four pass breakups, a pair of interceptions (one TD return) and a forced fumble ... helped lead team to a 14-1 record and the Oklahoma Class 6A State Championships as a junior ... recorded 71 stops, including eight for loss, five pass breakups, two picks and a forced fumble that season ... also returned eight punts for 82 yards (10.3 avg.) ... squad went 13-1 en route to the 2010 state title ... coached by Kirk Fridrich.

Personal

Born Aug. 29, 1994 ... son of Terri and Craig Dahlquist ... father played at Tulsa from 1985-86 ... multidisciplinary studies major.

Career Statistics

Year	G/GS	TT (S/A)	TFLs (Yds)	Sacks	FF/FR	INT	PBU	BLK
2014	12/6	27 (13/14)	2.0 (6)	0.0	0/1	0	0	0
2013	9/1	18 (8/10)	0.5 (1)	0.0	0/0	0	0	0
Total	21/7	45 (21/24)	2.5 (7)	0.0	0/1	0	0	0

Career Statistics

Tackles: 5 (2x), last vs. UTEP (10/25/14)



Reed Darragh (dare - uh) • #74
Offensive Tackle • 6-4 • 285 • So.-1L
Buda, Texas (Hays HS)

Freshman (2014)

Saw action in the first 11 games of the year, primarily on special teams ... missed the season finale against North Texas (Nov. 29) ... did not miss an assignment in his seven snaps of offensive action ... redshirted in 2013.

Prior To UTSA

Intelligent leader who saw action at tight end before making the move to the interior line prior to his junior campaign ... earned first-team Class 4A



all-state and first-team All-Central Texas (*Austin American-Statesman*) honors and was the District 27-4A Most Valuable Lineman as a senior ... recorded 114 pancake blocks, did not allow a sack and helped lead the offense to 38 points and 437 total yards per game that season ... an all-district choice his final two seasons ... coached by Blake Feldt.

Personal

Born Feb. 7, 1995 ... son of Raena and Jared LaFont ... psychology major.



Marcus Davenport • #93
Defensive End • 6-6 • 225 • So.-1L
San Antonio, Texas (Stevens HS)

Freshman (2014)

Saw action in the opening 11 games of the campaign but missed the season finale against North Texas (Nov. 29) due to injury ... registered 14 tackles, three of which went for loss as sacks ... top outing came at Rice (Oct. 8) when he racked up a career-high six stops, including a sack ... opened his career at Houston (Aug. 29) with a pair of tackles and a sack ... added another sack at Florida Atlantic (Sept. 27).

Prior To UTSA

A first-team All-District 27-5A performer who recorded 73 tackles, including 10 for loss, six sacks and a half dozen pass breakups as a senior ... earned second-team all-district honors as a junior after racking up 42 stops ... coached by Darryl Hemphill ... also an area qualifier in the 1,600m relay and shot put along with playing for the basketball team.

Personal

Born Sept. 4, 1996 ... son of Ronnetta and Ron Davenport ... kinesiology major.

Career Statistics

Year	G/GS	TT (S/A)	TFLs (Yds)	Sacks	FF/FR	INT	PBU	BLK
2014	11/0	14 (6/8)	3.0 (20)	3.0	0/0	0	0	0
Total	11/0	14 (6/8)	3.0 (20)	3.0	0/0	0	0	0

Career Highs

Tackles: 6, at Rice (11/8/14)



Blake Dean • #40
Running Back • 6-2 • 225 • Jr.-1L
Temple, Texas (Temple HS/West Texas A&M)

Sophomore (2014)

Saw action in all 12 games on special teams ... redshirted in 2013.

Prior To UTSA

Appeared in 10 games at tight end as a true freshman at West Texas A&M in 2012 ... played tight end and linebacker at the prep level for Mike Spradlin ... honorable mention all-district selection who helped lead his squad to the UIL Class 5A playoffs as a senior ... also a member of the soccer team.

Personal

Born Sept. 27, 1993 ... son of Lori and Dr. James Dean ... finance major.



Derrick Dick • #16
Wide Receiver • 5-9 • 175 • Fr.-HS
College Station, Texas (A&M Consolidated HS)

Prior To UTSA

Named to the 2014 *Dave Campbell's Texas Football* Top 300 list ... earned honorable mention all-state honors and was tabbed the District 18-5A Offensive Player of the Year as a senior after hauling in 50 receptions for 934 yards (18.7 avg.) and nine touchdowns ... caught 72 passes for 1,015 yards and 10 scores en route to first-team All-District 14-5A accolades as a junior ... tabbed the District 14-5A Newcomer of the Year after registering 22 receptions for 348 yards (15.8 avg.) and five TDs as a sophomore ... coached by David Raffield.

Personal

Born April 2, 1996 ... son of Amy Dick and Carlos Byrtle ... undeclared major.



Drew Douglas • #32
Linebacker • 6-1 • 225 • Sr.-2L
Garland, Texas (Sachse HS)

· 2015 preseason All-Conference USA

Junior (2014)

Started 11 games ... missed the Southern Miss (Nov. 13) contest due to injury ... third on the team with 71 tackles (36 solos/35 assists), seven of which came behind the line of scrimmage ... also had a sack, forced a fumble and broke up one pass ... recorded a season-high eight stops in three different contests (at Oklahoma State/vs. New Mexico/at Rice) and added a career-best two tackles for loss in the home opener against Arizona (Sept. 4).

Sophomore (2013)

Played in all 12 games and started 11 ... registered 69 tackles (23 solos/46 assists), including two for loss and a sack against Tulane (Nov. 9) ... posted a career-best 11 stops in the program's inaugural Conference USA contest at UTEP (Sept. 21) ... also had nine-tackle performances against UAB (Oct. 26) and the Green Wave.

Freshman (2012)

Appeared in six contests and racked up 20 tackles (4 solos/16 assists), including a career-high eight against Northwestern Oklahoma State (Sept. 22) ... also had 1.5 TFLs ... added a half dozen stops in the season opener at South Alabama (Sept. 1) ... redshirted in 2011.

Prior To UTSA

A three-year starter who earned 2010 first-team All-District 10-5A honors after racking up 43 tackles and a sack as a senior captain ... garnered second-team all-district accolades at defensive end after collecting 88 stops, including 14 for loss, as a junior ... coached by Mark Behrens.

Personal

Born Oct. 2, 1992 ... son of Jill and Paul Douglas ... business major.

Career Statistics

Year	G/GS	TT (S/A)	TFLs (Yds)	Sacks	FF/FR	INT	PBU	BLK
2014	11/11	71 (36/35)	7.0 (13)	1.0	1/0	0	1	0
2013	12/11	69 (23/46)	2.0 (4)	1.0	0/0	0	0	0
2012	6/0	20 (4/16)	1.5 (7)	0.0	0/0	0	0	0
Total	29/22	160 (63/97)	10.5 (24)	2.0	1/0	0	1	0

Career Highs

Tackles: 11, vs. UTEP (9/21/13)
 Tackles For Loss: 2, vs. Arizona (9/4/14)



MEET THE ROADRUNNERS



Stanley Dye Jr. • #2
Cornerback • 5-9 • 170 • Fr.-RS
Orange Park, Fla. (Ridgeview HS)

Freshman (2014)

Appeared in the season opener at Houston (Aug. 29) and accumulated four tackles (1 solo/3 assists) and a pass breakup but an injury the next week in practice sidelined him for the remainder of the season ... awarded a medical redshirt.

Prior To UTSA

Speedy athlete who showed game-changing ability at the prep level ... team captain who played receiver and free safety during his career and scored 19 total touchdowns his final two seasons ... a second-team All-Class 5A and All-First Coast (*Florida Times-Union*) and first-team all-district and All-North Atlantic Conference selection as a senior ... caught 25 passes for 574 yards and eight touchdowns and also picked off three passes that season ... coached by Tom McPherson ... also a three-time regional qualifier in track & field who set the school's 100-meter dash record ... an honor roll student.

Personal

Born April 15, 1996 ... son of Theresa and Stanley Dye ... pre-business major.

Career Statistics

Year	G/GS	TT (S/A)	TFLs (Yds)	Sacks	FF/FR	INT	PBU	BLK
2014	1/0	4 (1/3)	0.0 (0)	0.0	0/0	0	1	0
Total	1/0	4 (1/3)	0.0 (0)	0.0	0/0	0	1	0

Career Highs

Tackles: 4, at Houston (8/29/14)



Justyn Eddins (ed - ins) • #45
Defensive End • 6-3 • 250 • Sr.-SQ
Granada Hills, Calif. (Hart HS/College of the Canyons [Calif.])

Junior (2014)

Missed the season due to injury ... redshirted in 2013.

Prior To UTSA

A second-team All-Northern Conference selection as a sophomore ... had 41 tackles, including 5.5 for loss and 2.5 sacks, and a pair of pass breakups in eight games ... recorded 19 stops, five of which were behind the line of scrimmage, and 3.5 sacks during his freshman campaign ... played defensive end and wide receiver during his prep career ... registered 54 tackles, a half dozen sacks, an interception and one fumble recovery en route to first-team All-Foothill Conference honors his senior season ... also caught five passes for 84 yards (16.8 avg.) and a touchdown that year.

Personal

Born May 5, 1993 ... son of Genetha and Lance Eddins ... has a son, Asher ... multidisciplinary studies major.



Michael Egwuagu (egg - wah - goo) • #8
Safety • 6-0 • 225 • Jr.-2L
Pflugerville (flew - ger - ville), Texas (Connally HS)

Sophomore (2014)

Saw action in nine contests and drew starts against Rice (Nov. 8), Southern Miss (Nov. 13) and Western Kentucky (Nov. 22) ... did not play in the opening three tilts of the year ... recorded 41 tackles (19 solos/22 assists), three of which went for loss ... also intercepted a pass against FIU (Oct.

11) and forced a fumble to go along with eight stops in the season finale against North Texas (Nov. 29) ... had a career-high nine tackles and 1.5 TFLs at Rice (Nov. 8).

Freshman (2013)

Played in 10 games in his inaugural campaign ... recorded 25 tackles (15 solos/10 assists), three of which went for loss ... also intercepted a pass in the season finale against Louisiana Tech (Nov. 30) and recovered a fumble at Arizona (Sept. 14) ... had a pair of four-stop efforts against UAB (Oct. 26) and at Tulsa (Nov. 2).

Prior To UTSA

Prep linebacker who was a 2012 *Dave Campbell's Texas Football* Top 300 selection ... earned first-team All-District 17-4A and second-team All-Central Texas (*Austin American-Statesman*) honors as a senior ... registered 90 tackles and forced eight fumbles that season ... tabbed third-team All-Central Texas and the District 16-4A Defensive MVP after racking up 85 stops, eight sacks and seven fumbles as a junior ... coached by Howard McMahan.

Personal

Born Nov. 28, 1994 ... son of Olga Egwuagu ... brother, Martin, played football at Texas from 2005-08 ... cousin, IK Enemkpali, played defensive end at Louisiana Tech from 2010-13 and was a 2014 sixth-round NFL Draft pick of the New York Jets ... pre-business major.

Career Statistics

Year	G/GS	TT (S/A)	TFLs (Yds)	Sacks	FF/FR	INT	PBU	BLK
2014	9/3	41 (19/22)	3.0 (7)	0.0	1/0	1	2	0
2013	10/0	25 (15/10)	3.0 (4)	0.0	0/1	1	2	0
Total	19/3	66 (34/32)	6.0 (11)	0.0	1/1	2	4	0

Career Highs

Tackles: 9, at Rice (11/8/14)

Tackles For Loss: 1.5, at Rice (11/8/14)



Nate Gaines • #11
Safety • 6-2 • 195 • So.-1L
Mesquite, Texas (Poteet HS)

Freshman (2014)

Saw action in 10 games, mostly on special teams ... lone tackle of campaign came in the season finale against North Texas (Nov. 29).

Prior To UTSA

Two-way player who saw action at both safety and receiver at the prep level ... earned first-team All-District 10-4A honors his final two seasons ... helped lead the team to 23 victories during his final two campaigns ... registered 73 tackles and a sack to go along with five interceptions and a team-high 13 pass breakups as a senior, as the Pirates won 12 games and advanced to the regional final for the third time in four years ... recorded 48 stops and nine interceptions and added 51 receptions for 918 yards and nine touchdowns as a junior, as the squad won 11 contests and advanced to the regional final ... coached by Kody Groves ... an honorable mention academic all-state selection as a senior ... also played for the basketball team.

Personal

Born Sept. 22, 1995 ... son of Jayneen and Raffaele Gaines ... pre-business major.

Career Statistics

Year	G/GS	TT (S/A)	TFLs (Yds)	Sacks	FF/FR	INT	PBU	BLK
2014	10/0	1 (1/0)	0.0 (0)	0.0	0/0	0	0	0
Total	10/0	1 (1/0)	0.0 (0)	0.0	0/0	0	0	0



Darryl Godfrey • #23
Safety • 5-11 • 180 • Fr.-HS
San Antonio, Texas (O'Connor HS)

Prior To UTSA

Earned first-team all-area honors from the *San Antonio Express-News* as a senior ... recorded 51 tackles, five interceptions and three defensive touchdowns and also had 16 catches for 247 yards (15.4 avg.) and another three scores that season ... made a successful switch to defensive back as a junior ... registered 55 tackles and three interceptions that year ... coached by David Malesky.

Personal

Born Feb. 25, 1997 ... son of Angela Godfrey ... kinesiology major.



Jordan Gray • #70
Offensive Tackle • 6-2 • 265 • Sr.-2L
Fort Worth, Texas (Trimble Tech HS)

Junior (2014)

Appeared in all 12 contests, including five starts ... registered 17 knockdown blocks, including a career-high seven in the season opener at Houston (Aug. 29) ... graded out at 85 percent in his 369 offensive snaps of action.

Sophomore (2013)

Played in 10 games after making the move from tight end to tackle ... drew starts in the opening two tilts of the year at New Mexico (Aug. 31) and against #13 Oklahoma State (Sept. 7) and later in the season at Tulsa (Nov. 2) ... recorded 10 knockdown blocks and graded out at 76 percent in 254 snaps of action ... part of an offensive line that did not commit a holding penalty ... helped the offense average 25.6 points, 417.8 total yards (175.4 rush/242.4 pass), 21.9 first downs and 32:24 possession time per outing.

Freshman (2012)

Saw action in a half dozen outings, primarily on special teams ... also saw limited action at tight end ... enrolled at UTSA in Spring 2012 after sitting out the 2011 campaign as a greyshirt.

Prior To UTSA

First Division I signee from his high school in a decade ... played quarterback during his final season in 2010 after lining up at tight end as a junior and wide receiver as a sophomore ... passed for 1,008 yards and added 787 more on the ground as a senior ... tall, strong and athletic target who caught 15 touchdowns during the first two years of his career ... recorded 29 receptions for 368 yards and eight touchdowns en route to 2009 first-team All-District 7-4A honors ... tabbed the District 7-4A Newcomer of the Year as a sophomore after hauling in 47 passes for 624 yards and seven scores ... coached by John Naylor and David Poggensee.

Personal

Born Dec. 4, 1992 ... son of Alexandria Griffin and Jerald Gray ... sociology major.



Aaron Grubb • #88
Wide Receiver • 5-8 • 180 • Sr.-3L
La Vernia, Texas (La Vernia HS)

· Team's top returning pass catcher from 2014 (23 for 202 yards)

Junior (2014)

Saw action in all 12 games and was in the starting lineup in the home opener against Arizona (Sept. 4), at Louisiana Tech (Oct. 18) and again the

following week against UTEP (Oct. 25) ... ranked second on the squad with 22 receptions and those catches went for 202 yards (8.8 avg.), including a 31-yarder in the season finale against North Texas (Nov. 29) ... also rushed twice for two yards and returned six kickoffs for 89 yards (16.8 avg.) along with another half dozen punts for 27 more (4.5 avg.) ... registered a career-best five grabs against Louisiana Tech and his 43 yards at Rice (Nov. 8) were a season high ... added a 29-yard reception in the home opener against Arizona (Sept. 4).

Sophomore (2013)

Played in 11 contests, including a start at Tulsa (Nov. 2) ... missed the Arizona (Sept. 14) contest due to injury ... caught 18 passes for 218 yards (12.1 avg.), including a 15-yard touchdown in the home opener against #13 Oklahoma State (Sept. 7) ... also rushed seven times for 72 yards (10.3 avg.) and returned one kickoff for 18 yards at Tulsa (Nov. 2) ... had season highs of four receptions for 42 yards at North Texas (Nov. 23) ... hauled in a 40-yard pass in the season finale against Louisiana Tech (Nov. 30) and ripped off a career-long 29-yard rush at Marshall (Oct. 5).

Freshman (2012)

Walk-on who appeared in the first 10 games before sitting out the last two due to injury ... recorded 11 receptions for 143 yards (13.0 avg.), including a 5-yard touchdown at Georgia State (Sept. 15) ... also ran two times for 15 yards ... returned four punts for 57 yards (14.2 avg.), including a 54-yarder against Northwestern Oklahoma State (Sept. 22), and added four kickoff returns for 75 yards (18.8 avg.) ... caught a career-high three passes at New Mexico State (Sept. 29) ... posted a career-best 48 receiving yards against Utah State (Oct. 27), including a season-long 44-yarder.

Prior To UTSA

Played running back, wide receiver and defensive back for Bo Robinson ... helped lead team to a berth in the UIL 3A Division I state quarterfinals as a senior ... a second-team all-area (*San Antonio Express-News*) safety and first-team All-District 28-3A running back that season ... earned second-team all-district accolades at wideout as a junior and first-team laurels at safety the previous year ... also an all-district basketball player.

Personal

Born March 4, 1993 ... son of Dana and Scott Grubb ... brother, Seth, played wide receiver for the Roadrunners from 2011-14 and was an original member of the program back in Fall 2010 ... exercise science major.

Career Statistics

Year	G/GS	Rec-Yds	Avg.	TD	Long	Rush-Yds	Avg.	TD	Long
2014	12/3	23-202	8.8	0	31	2-2	1.0	0	2
2013	11/1	18-218	12.1	1	40	7-72	10.3	0	29
2012	10/0	11-143	13.0	1	44	2-15	7.5	0	16
Total	33/4	52-563	10.8	2	44	11-89	8.1	0	29

Special Teams

Year	KR-Yds	Avg.	Long	PR-Yds	Avg.	Long
2014	6-89	14.8	26	6-27	4.5	10
2013	1-18	18.0	18	0-0	—	—
2012	4-75	18.8	27	4-57	14.2	54
Total	11-182	16.6	27	10-84	8.4	54

Career Highs

Receptions: 5, at Louisiana Tech (10/18/14)
 Receiving Yards: 48, vs. Utah State (10/27/12)
 Rushing Attempts: 3, vs. #13 Oklahoma State (9/7/13)
 Rushing Yards: 29, at Marshall (10/5/13)
 Kickoff Returns: 3, at #22 Louisiana Tech (11/3/12)
 Kickoff Return Yards: 56, at #22 Louisiana Tech (11/3/12)
 Punt Returns: 2 (4x), last vs. North Texas (11/29/14)
 Punt Return Yards: 56, vs. Northwestern Oklahoma State (9/22/12)



MEET THE ROADRUNNERS



Matt Guidry • #11
Wide Receiver • 5-8 • 160 • Fr.-HS
League City, Texas (Clear Springs HS)

Prior To UTSA

Rushed for 3,582 yards (6.9 avg.) and 40 touchdowns during his prep career ... named to the 2014 *Dave Campbell's Texas Football Top 300* list ... tabbed second-team All-Greater Houston (*Houston Chronicle*) and the District 24-6A Offensive Most Valuable Player as a senior ... ran for 1,283 yards (6.7 avg.) and 14 touchdowns on 191 attempts and also completed 70-of-119 passes for 948 yards and 11 scores that season ... rushed for 1,241 yards (7.1 avg.) and 17 TDs on 174 carries and recorded 43 receptions for 595 yards (13.8 avg.) and six more scores en route to first-team All-District 26-4A honors as a junior ... carried the ball 154 times for 1,058 yards (6.9 avg.) and nine TDs and caught 39 passes for 303 yards and another four scores in his debut campaign that saw him earn first-team all-district accolades as a sophomore ... coached by Frank Maldonado.

Personal

Born Jan. 8, 1996 ... son of Teresa and Michael Guidry ... kinesiology major.



Peyton Hall • #18
Wide Receiver • 5-10 • 180 • Fr.-HS
San Antonio, Texas (Brandeis HS)

Prior To UTSA

Big-play threat helped lead his team to 34 victories and three consecutive district championships during his three-year career ... earned first-team all-area (*San Antonio Express-News*) accolades and also tabbed the District 27-6A (Zone B) Offensive Most Valuable Player as a senior ... caught 56 passes for 1,293 yards (23.1 avg.) and 10 touchdowns that season ... hauled in 21 passes for 592 yards (28.2 avg.) and eight scores as a junior ... coached by John Campbell

Personal

Born Dec. 18, 1996 ... son of Brianna Banks and James Hall ... pre-biology major.



Manny Harris • #1
Quarterback • 5-11 • 230 • Fr.-HS
Copperas Cove, Texas (Copperas Cove HS)

Prior To UTSA

One of the most decorated players in his school's history ... named to the 2014 *Dave Campbell's Texas Football Top 300* list ... tabbed the area's Most Valuable Player (*Killeen Daily Herald*) for the second consecutive year after throwing for 1,723 yards and 13 touchdowns as a senior ... also earned first-team All-District 12-6A accolades despite missing three games in the middle of the season due to injury ... completed 280-of-454 passes (61.7 percent) for 3,775 yards and 38 scores and added another 503 yards on the ground as a junior en route to all-state and District 8-5A co-MVP honors ... guided the offense to averages of 46.7 points and 518.9 yards (No. 1 in UIL Class 5A) per game that season ... coached by Jack Welch.

Personal

Born Dec. 9, 1996 ... son of Melissa and Jerome Harris ... kinesiology major.



Jaylon Henderson • #6
Quarterback • 6-1 • 205 • Fr.-HS
Kingwood, Texas (Park HS)

Prior To UTSA

Graduated from high school early and began attending classes at UTSA last spring ... three-year starter who was a member of the Touchdown Club of Houston's prestigious 32-member 2014 Preseason UIL All-Greater Houston Team ... one of just two quarterbacks named to the squad ... named second-team All-District 21-5A as a senior after completing 88-of-158 passes for 1,155 yards and 13 touchdowns ... earned second-team All-District 19-5A honors as a junior after throwing for 1,090 yards and 11 TDs to go along with a team-leading 1,105 rushing yards and eight scores on 227 attempts ... that came on the heels of a sophomore season that included 544 passing yards, another 560 on the ground and nine total touchdowns (5 pass/4 rush) ... also was an all-district basketball player ... coached by Jim Holley.

Personal

Born April 15, 1997 ... son of Kimberly and James Henderson ... undeclared major.



Aneas (uh - knee - us) Henricks • #6
Cornerback • 5-11 • 180 • So.-SQ
Bastrop, Texas (Bastrop HS)

Freshman (2014)

Did not play after redshirting in 2013.

Prior To UTSA

A second-team All-District 17-4A selection as a senior ... recorded 27 tackles, four pass breakups and a forced fumble in 2012 and also had an 80-yard punt return for a touchdown ... began prep career at Del Valle High School, where he played quarterback and wide receiver ... coached by Gerald Perry ... also participated in track & field.

Personal

Born March 22, 1995 ... son of Donna and Jay Henricks ... multidisciplinary studies major.



Zach Hester • #66
Offensive Guard • 6-4 • 330 • Sr.-2L
Houston, Texas (Aldine HS)

Junior (2014)

Appeared in six tilts, all on special teams.

Sophomore (2013)

Played in nine contests, primarily on special teams, and saw action in five on offense ... graded out at 74 percent in his 39 snaps.

Freshman (2012)

Saw action in 11 games, primarily on special teams ... started at left guard at Rice (Oct. 13) ... did not play against Texas A&M-Commerce (Sept. 8) ... graded out at 68 percent on his 84 offensive snaps and recorded three knockdown blocks, including a career-best two against Northwestern Oklahoma State (Sept. 22).

Prior To UTSA

Earned first-team All-District 18-5A laurels as a senior ... coached by Lionell Crawford ... played in the 2012 Greater Houston BlueChip Senior Bowl

MEET THE ROADRUNNERS



... a finalist for the 2011 Houston Touchdown Club Scholar-Athlete of the Year Award (finished third) ... a first-team academic all-state selection who ranked fourth (of 612) in his graduating class.

Personal

Born Sept. 22, 1993 ... son of Melodee and Todd Hester ... multidisciplinary studies major.



JaCorie Jones • #20
Cornerback • 5-9 • 180 • Fr.-HS
Port Arthur, Texas (Memorial HS)

Prior To UTSA

Missed part of his senior season due to injury ... garnered second-team All-District 21-5A accolades as a junior ... coached by Kenny Harrison.

Personal

Born Nov. 15, 1996 ... son of Wanda and Stanley Jones ... kinesiology major.



Austin Jupe (joo - pee) • #37
Safety • 6-1 • 195 • So.-SQ
San Antonio, Texas (East Central HS/Baylor)

Freshman (2014)

Did not play after transferring from Baylor.

Prior To UTSA

Sat out the 2013 season as a redshirt at Baylor ... a three-year prep starter at defensive back ... earned honorable mention Class 5A all-state and first-team All-District 28-5A honors as a senior ... registered 56 tackles, 13 pass breakups and an interception that season ... an honorable mention all-state, first-team all-area (*San Antonio Express-News*) and first-team all-district selection as a junior ... racked up 56 stops and picked off four passes that fall ... an honorable mention all-district honoree as a sophomore ... coached by Robert Walker ... also a district champion hurdler for the Hornets.

Personal

Born Oct. 16, 1994 ... son of Stephanie Jupe ... multidisciplinary studies major.



Ben Kane • #43
Defensive End • 6-3 • 240 • Jr.-TR
West Covina, Calif. (South Hills HS/Citrus [Calif.] JC)

Prior To UTSA

Junior college transfer who began attending classes at UTSA last spring ... coming off a sophomore season that saw him record 57 tackles, including four for loss and two sacks, in 10 games ... as a freshman in 2013, he racked up 31 stops, three TFLs and 2.5 sacks in nine contests ... coached by Ron Ponciano ... a three-year prep starter who earned first-team All-Sierra League and second-team All-San Gabriel Valley honors as a senior.

Personal

Born Nov. 25, 1994 ... son of Kate and Patrick Kane ... criminal justice major.



T.J. King • #98
Defensive End • 6-2 • 260 • Fr.-HS
Irving, Texas (MacArthur HS)

Prior To UTSA

A first-team All-District 9-6A selection as a senior ... posted 52 tackles and five sacks as a junior en route to second-team All-District 6-5A accolades ... coached by Brian Basil ... also a member of the track & field team.

Personal

Born Aug. 9, 1996 ... son of Mary Jackson-King ... kinesiology major.



Vontrell King-Williams • #97
Defensive Tackle • 6-2 • 320 • Jr.-TR
Chicago, Ill. (Mount Carmel HS/Illinois/Butler [Kan.] CC)

Prior To UTSA

Junior college transfer who began attending classes at UTSA last spring ... saw action in nine games as a sophomore and registered 39 tackles, 2.5 TFLs and 1.5 sacks ... also blocked a kick for the Grizzlies ... coached by Troy Morrell ... originally began his career at Illinois but did not play in 2013 after sitting out the previous campaign as a redshirt ... named to the 2012 SuperPrep Midwest team and also tabbed second-team all-state (*Chicago Tribune*) after accumulating 39 stops and 15 sacks as a senior ... helped lead his high school team to the 2011 Chicago Prep Bowl Championship and also played in the 2010 Illinois Class 8A Championship Game.

Personal

Born July 15, 1994 ... son of Camille and Jemal King ... multidisciplinary studies major.



Cade Laufer • #46
Tight End • 6-2 • 235 • Sr.-1L
Houston, Texas (Westside HS)

Junior (2014)

Played in eight games, primarily on special teams ... saw action at tight end in the season opener at Houston (Aug. 29).

Sophomore (2013)

A member of the scout team.

Freshman (2012)

Did not play after redshirting in 2011.

Prior To UTSA

Played quarterback at the prep level.

Personal

Born April 26, 1993 ... son of Paige and Stewart Laufer ... mathematics major.



Miles Lerch • #89
Wide Receiver • 5-10 • 165 • Jr.-1L
Houston, Texas (St. Thomas HS)

Sophomore (2014)

Appeared in 11 games ... caught six passes for 68 yards ... had career highs of two receptions for 47 yards, including a 40-yarder, at Florida Atlantic (Sept. 27).

— continued —



MEET THE ROADRUNNERS

Miles Lerch (continued)

Freshman (2013)

Saw action in five contests ... registered three receptions for 22 yards, including a long of 13 on the final play of the game ... redshirted in 2012.

Prior To UTSA

Played both wide receiver and cornerback at the prep level ... earned all-state accolades on defense and second-team all-district honors on offense as a senior ... caught 10 passes for 330 yards and four touchdowns that year.

Personal

Born June 20, 1994 ... son of Haesun and David Lerch ... business management major.

Career Statistics

Year	G/GS	Rec-Yds	Avg.	TD	Long
2014	11/0	6-68	10.3	0	40
2013	5/0	3-22	7.3	0	13
Total	16/0	9-90	10.0	0	40

Career Highs

Receptions: 2, at Florida Atlantic (9/27/14)
Receiving Yards: 47, at Florida Atlantic (9/27/14)



C.J. Levine (lah - veen) • #14
Safety • 5-10 • 180 • Fr.-HS
Port Arthur, Texas (Memorial HS)

Prior To UTSA

Named to the 2014 *Dave Campbell's Texas Football* Top 300 list ... four-year starter who missed part of his senior season due to injury ... named first-team All-District 21-5A after picking off six passes as a junior and also was a finalist for the Willie Ray Smith Award (top defensive player in Southeast Texas) ... a second-team all-district choice as a sophomore ... coached by Kenny Harrison.

Personal

Born Oct. 25, 1996 ... son of Lisa and James Levine ... pre-engineering major.



Andrew Martel • #12
Safety • 6-0 • 195 • Fr.-HS
Richmond, Texas (Foster HS)

Prior To UTSA

Named to the 2014 *Dave Campbell's Texas Football* Top 300 list ... earned honorable mention all-state accolades, tabbed the District 24-5A Utility Most Valuable Player and was a first-team all-district selection at both defensive back and punter as a senior ... also a Houston Touchdown Club Defensive Player of the Year finalist that season after registering 68 tackles, including five for loss, and seven interceptions ... earned first-team All-District 24-5A honors as a junior after recording 72 tackles, 10 TFLs and an interception ... garnered second-team All-District 21-3A laurels at both defensive back and wide receiver as a sophomore at Hardin-Jefferson High School ... coached by Shaun McDowell.

Personal

Born Sept. 4, 1997 ... son of Sheryl and David Martel ... father played defensive back at Houston from 1984-88 ... kinesiology major.



Kyle McKinney • #67
Offensive Guard • 6-4 • 300 • So.-SQ
Boerne, Texas (Champion HS)

Freshman (2014)

Played in two games off the bench (at Houston & Western Kentucky) ... did not miss an assignment in his six snaps of action ... redshirted in 2013.

Prior To UTSA

A two-time Class 4A honorable mention all-state and first-team all-district honoree ... also named to the *San Antonio Express-News* all-area team as a senior ... graded out at more than 90 percent during his junior campaign ... coached by Danny Threadgill.

Personal

Born July 24, 1995 ... son of Aurora and Howard McKinney ... kinesiology major.



Dalton Miller • #56
Linebacker • 5-11 • 220 • Jr.-2L
San Antonio, Texas (Warren HS)

Sophomore (2014)

Played in nine games, primarily on special teams ... registered five tackles (3 solos/2 assists) and a sack at Florida Atlantic (Sept. 27) ... redshirted in 2013.

Freshman (2012)

Saw action in the final nine contests of the fall, primarily on special teams ... recorded six tackles (1 solo/5 assists) ... racked up a season-best four stops against Northwestern Oklahoma State (Sept. 22).

Prior To UTSA

Three-year starter at linebacker for head coach Bryan Dausin ... earned *San Antonio Express-News* all-area and District 27-5A Defensive MVP accolades following a senior campaign that saw him rack up 142 tackles and a pair of interception returns for touchdowns ... registered 78 stops en route to first-team all-district honors as a junior.

Personal

Born Dec. 15, 1993 ... son of Jandy and Mark Miller ... multidisciplinary studies major.

Career Highs

Year	G/GS	TT (S/A)	TFLs (Yds)	Sacks	FF/FR	INT	PBU	BLK
2014	9/0	5 (3/2)	1.0 (5)	1.0	0/0	0	0	0
2012	9/0	6 (1/5)	0.0 (0)	0.0	0/0	0	0	0
Total	18/0	11 (4/7)	1.0 (5)	1.0	0/0	0	0	0

Career Highs

Tackles: 4, vs. Northwestern Oklahoma State (9/22/12)



Blaze Moorhead • #19
Wide Receiver • 5-10 • 170 • Fr.-HS
Fort Worth, Texas (All Saints HS)

Prior To UTSA

Sat out the 2014 season as a greyshirt but began attending classes at UTSA last spring ... three-sport athlete who competed in basketball and track & field in addition to football ... holds the school single-season records for

MEET THE ROADRUNNERS



receptions (57) and touchdowns (18) and ranks second in receiving yards (1,158) ... coached by Aaron Beck ... also holds several school track & field marks, including the 110-meter hurdles (15.71), 300m hurdles (39.24), 400m relay, 800m relay, 1,600m relay and pole vault (14-0) ... won a state championship in the pole vault.

Personal

Born Aug. 8, 1995 ... son of Tammy Reeves and Larry Moorhead ... pre-business major.



David Morgan II • #82
Tight End • 6-4 • 260 • Sr.-3L
Marble Falls, Texas (Marble Falls HS)

- Member of the 2015 Earl Campbell Tyler Rose Award (top offensive player in Division I with ties to the state of Texas) preseason watch list
- 2014 honorable mention All-Conference USA

Junior (2014)

Saw action in nine games and started six of those tilts ... earned honorable mention All-Conference USA laurels ... caught 20 passes for 255 yards (12.8 avg.), including a 10-yard touchdown in the home opener against Arizona (Sept. 4) ... had career highs of five receptions for 76 yards against the Wildcats ... added four grabs for 54 yards at Oklahoma State (Oct. 13) and another four for 53 yards in the following contest at Florida Atlantic (Oct. 27).

Sophomore (2013)

Appeared in 11 contests and drew starting assignments against Rice (Oct. 12) and Louisiana Tech (Nov. 30) ... missed the season opener at New Mexico (Aug. 31) due to injury ... registered seven receptions for 69 yards (9.9 avg.) ... had a season-high three catches at North Texas (Nov. 23) ... redshirted the 2012 campaign due to injury.

Freshman (2011)

Played in all 10 games with a pair of starts at #16 Sam Houston State (Oct. 1) and UC Davis (Oct. 15) ... caught 13 passes for 214 yards (16.5 avg.) and two touchdowns ... had at least one reception in the opening nine contests ... posted a season-long catch-and-run of 63 yards in the season opener against Northeastern State (Sept. 3) ... hauled in three throws for 35 yards and a 10-yard score at Southern Utah (Sept. 17) ... also reached paydirt from seven yards out at McNeese State (Nov. 12).

Prior To UTSA

A 2010 second-team Class 4A all-state, Austin American-Statesman first-team All-Centex and first-team All-District 25-4A honoree at wide receiver ... caught 68 passes for 1,251 yards (18.4 avg.) and 14 touchdowns ... also earned honorable mention academic all-state accolades as a senior ... recorded 27 receptions for 478 yards (17.7 avg.) and eight TDs en route to first-team all-district honors as a junior ... a three-time academic all-district honoree ... coached by Cord Woerner.

Personal

Born May 19, 1993 ... son of Christine and David Morgan ... business management major.

Career Statistics

Year	G/GS	Rec-Yds	Avg.	TD	Long
2014	9/6	20-255	12.8	1	25
2013	11/2	7-69	9.9	0	19
2011	10/2	13-214	16.5	2	63
Total	30/10	40-538	13.5	3	63

Career Highs

Receptions: 5, vs. Arizona (9/4/14)
Receiving Yards: 76, vs. Arizona (9/4/14)



Jason Neill • #96
Defensive End • 6-2 • 260 • Sr.-3L
Flower Mound, Texas (Marcus HS)

- 2015 preseason All-Conference USA

Junior (2014)

Appeared in all 12 contests (four starts) ... finished the campaign with 29 tackles (17 solos/12 assists), including 6.5 for loss and a team-leading 3.5 sacks ... also recorded three QB hurries and forced a pair of fumbles in his first season back following reconstructive knee surgery ... had a career-high eight stops and 1.5 sacks at Oklahoma State (Sept. 13) ... his two tackles in the backfield in the home opener against Arizona (Sept. 4) also was a personal best. ... earned a medical redshirt after sustaining a season-ending injury in the 2013 opener at New Mexico (Aug. 31) ... recorded one tackle before leaving that contest in the second half.

Sophomore (2012)

Played in 10 games ... missed the Rice (Oct. 13) and San Jose State (Oct. 20) tilts due to injury ... collected 12 tackles (7 solos/5 assists), including two for loss and a sack, a team-leading seven QB hurries and a pair of pass breakups ... recorded a season-high four stops, one sack and two QB hurries in the home opener against Texas A&M-Commerce (Sept. 8) ... had another four tackles and four hurries against Northwestern Oklahoma State (Sept. 22).

Freshman (2011)

Saw action in all 10 games, including a half dozen starts ... racked up 14 tackles (7 solos), including four for loss and a sack, and two quarterback hurries ... also returned an interception 67 yards for a touchdown in the season finale against Minot State (Nov. 19) ... posted a season-high six stops (3 solos), two TFLs and a sack at McNeese State (Nov. 12).

Prior To UTSA

Played quarterback as a sophomore and flourished when moved to the defensive line prior to his junior campaign ... tabbed the 2010 District 8-5A Defensive Player of the Year after registering 66 tackles, five sacks and an interception ... earned consensus first-team All-District 6-5A honors as a junior ... coached by Bryan Erwin.

Personal

Born Oct. 28, 1992 ... son of Rita and Jeff Neill ... graduated with an exercise science degree in May 2015 and currently is taking graduate courses in health & kinesiology.

Career Statistics

Year	G/GS	TT (S/A)	TFLs (Yds)	Sacks	FF/FR	INT	PBU	BLK
2014	12/4	29 (17/12)	6.5 (30)	3.5	2/0	0	1	0
2013	1/0	1 (0/1)	0.0 (0)	0.0	0/0	0	0	0
2012	10/0	12 (7/5)	2.0 (4)	1.0	0/0	0	2	0
2011	10/6	14 (7/7)	4.0 (11)	1.0	0/0	1	0	0
Total	33/10	56 (31/25)	12.5 (45)	5.5	2/0	1	3	0

Career Highs

Tackles: 8, at Oklahoma State (9/13/14)
Tackles For Loss: 2 (2x), vs. Arizona (9/4/14)
Sacks: 1.5, at Oklahoma State (9/13/14)
QB Hurries: 4, vs. Northwestern Oklahoma State (9/22/12) [^]
[^] UTSA record



MEET THE ROADRUNNERS



King Newton • #92
Defensive Tackle • 6-1 • 270 • Fr.-HS
Southlake, Texas (Carroll HS)

Prior To UTSA

Named to the 2014 *Dave Campbell's Texas Football* Top 300 list ... helped lead his team to 24 wins over his final two seasons ... an honorable mention all-state and first-team all-area (*The Dallas Morning News*) performer who was named the District 7-6A Defensive Most Valuable Player as a senior after registering 90 tackles, nine TFLs, five sacks, 22 QB hurries and two forced fumbles ... had 79 stops, 12 of which came behind the line of scrimmage, and three sacks en route to second-team All-District 4-4A accolades as a junior ... coached by Hal Wasson.

Personal

Born July 15, 1997 ... son of Dorothy and Nate Newton ... father was a three-time Super Bowl Champion (1992-93, '95) and six-time Pro Bowl offensive guard (1992-96, '98) for the Dallas Cowboys ... mother played volleyball at Southwestern Louisiana (now Louisiana-Lafayette) from 1979-82 ... brother, Tré, played running back at Texas from 2009-10 ... pre-business major.



Bennett Okotcha (o - coach - ah) • #21
Cornerback • 6-0 • 195 • Sr.-2L
Coppell (cop - el), Texas (Coppell HS/Oklahoma)

- 2015 preseason All-Conference USA
- 2013 honorable mention All-Conference USA

Junior (2014)

Played in all 12 contests, including 11 starts ... registered 23 tackles (16 solos/7 assists), an interception and five pass breakups ... racked up a season-high five stops at Oklahoma State (Sept. 13) ... his lone pick of the campaign came in the season opener at Houston (Aug. 29) ... broke up a season-best two passes against FIU (Oct. 11).

Sophomore (2013)

Earned honorable mention All-Conference USA accolades in what was his first action since his senior year of high school in 2010 ... played in 10 games and started the final nine contests overall ... recorded 29 tackles (16 solos/13 assists) and a team-leading 11 pass breakups, including a game-clinching interception on the final play of the game at North Texas (Nov. 23) ... had a total of seven PBUs, including a career-best three against the Mean Green, in his final three outings ... had a career-high nine stops and broke up a pair of passes in his first-ever starting assignment at UTEP (Sept. 21) ... added four tackles in back-to-back games against UAB (Oct. 26) and at Tulsa (Nov. 2).

Freshman (2012)

Did not play after transferring from Oklahoma during fall camp.

Prior To UTSA

Sat out the 2011 campaign as a redshirt at Oklahoma ... two-year starter for head coach Joe McBride at Coppell High School ... earned second-team Class 5A all-state, first-team all-area (*The Dallas Morning News*) and first-team All-District 7-5A honors as a senior ... recorded 37 tackles, intercepted three passes and broke up 13 that season in helping lead the Cowboys to a 13-1 record and a berth in the UIL 5A Division I state quarterfinals ... registered a pair of picks and also caught nine passes for 142 yards and a touchdown en route to all-district accolades as a junior ... coached by Joe McBride.

Personal

Born Feb. 7, 1993 ... son of Stella and Ephraim Okotcha ... brother, Evans, played running back for UTSA from 2011-13 ... communications major.

Career Statistics

Year	G/GS	TT (S/A)	TFLs (Yds)	Sacks	FF/FR	INT	PBU	BLK
2014	12/11	23 (16/7)	0.0 (0)	0.0	0/0	1	5	0
2013	10/9	29 (16/13)	0.0 (0)	0.0	0/0	1	11	0
Total	22/20	52 (32/20)	0.0 (0)	0.0	0/0	2	16	0

Career Highs

Tackles: 9, at UTEP (9/21/13)
Pass Breakups: 3, at North Texas (11/23/13)



Juan Perez-Isidoro • #60
Center • 6-2 • 280 • So.-1L
North Richland Hills, Texas (Birdville HS)

Freshman (2014)

Came off the bench in 10 games ... did not play at Florida Atlantic (Sept. 27) or against New Mexico (Oct. 4) ... racked up four knockdown blocks and graded out at 88 percent in his 188 offensive snaps ... redshirted in 2013.

Prior To UTSA

Earned first-team all-district laurels his final two seasons for coach Jim Skinner ... helped lead team to a 13-1 record and the UIL Class 4A Division I state quarterfinals as a senior ... offense rolled up more than 6,600 yards that season and another 4,500-plus in 2011 ... helped lead team to 10 wins and a berth in the 4A region semifinals as a sophomore.

Personal

Born April 25, 1995 ... son of Rocio and Juan Sanchez ... electrical engineering major.



Daniel Portillo (por - tee - yo) • #13
Place-Kicker/Punter • 6-0 • 170 • So.-SQ
Austin, Texas (Connally HS)

Freshman (2014)

Kicked in four games ... connected on his lone extra-point attempt at Western Kentucky (Nov. 22) and three of his 18 kickoffs resulted in touchbacks, including a career-high two in the season finale against North Texas (Nov. 29) ... redshirted in 2013.

Prior To UTSA

Earned honorable mention all-state and first-team All-District 17-4A accolades as a senior ... a second-team All-District 16-4A selection as a junior.

Personal

Born May 9, 1995 ... son of Reagan and Chico Portillo ... mechanical engineering major.

Career Statistics

Year	G	PATs	Pct.	FGs	Pct.	Long	Pts	KO	TB
2014	4	1-1	100.0	0-0	—	—	1	18	3
Total	4	1-1	100.0	0-0	—	—	1	18	3

Career Highs

Touchbacks: 2, vs. North Texas (11/29/14)



Austin Pratt • #68
Offensive Guard • 6-2 • 300 • So.-TR
Sealy, Texas (Sealy HS/Blinn [Texas] JC)

Prior To UTSA

Spent the last two campaigns at Blinn (Texas) Junior College playing for Keith Thomas ... saw action in all eight games at each of the three offensive line positions in 2014 after redshirting as a true freshman ... earned first-team all-district accolades his final two prep seasons ... also played basketball and participated in track & field during his career.

Personal

Born Dec. 5, 1994 ... son of Jennifer Pratt and Ron Huss ... multidisciplinary studies major.



Brian Price • #91
Defensive Tackle • 6-3 • 305 • Sr.-2L
Lafayette, Ind. (McCutcheon HS/Hancock [Calif.] JC)

Junior (2014)

Appeared in nine games and drew a start at Florida Atlantic (Sept. 27) ... accumulated 23 tackles (6 solos/17 assists), including two for loss, and three QB hurries ... posted a career-high six stops at Oklahoma State (Sept. 13) ... added four tackles at Rice (Nov. 8).

Sophomore (2013)

Played in all 12 games, including starts against Rice (Oct. 12) and at Tulsa (Nov. 2), in his first campaign with the Roadrunners ... racked up 25 tackles (7 solos/18 assists), including one for loss, to go along with four QB hurries ... had a season-high five stops at Marshall (Oct. 5).

Prior To UTSA

Signed National Letter of Intent in December 2012 and began attending classes at UTSA in Spring 2013 ... a second-team All-Northern Conference selection as a true freshman after ranking second on team with 61 tackles, including four for loss and a half sack, in nine games of action ... had a pair of double-digit tackle performances in 2012, including a career-best 11 against Bakersfield College on Nov. 3 ... earned all-state, all-area and all-conference honors his final two prep seasons at McCutcheon High School.

Personal

Born June 24, 1994 ... son of Lisa Ware and Brian Price ... communications major.

Career Statistics

Year	G/GS	TT (S/A)	TFLs (Yds)	Sacks	FF/FR	INT	PBU	BLK
2014	9/1	23 (6/17)	3.0 (12)	2.0	0/0	0	0	0
2013	12/2	25 (7/18)	1.0 (0)	0.0	0/0	0	0	0
Total	21/3	48 (13/35)	4.0 (12)	2.0	0/0	0	0	0

Career Highs

Tackles: 6, at Oklahoma State (9/13/14)



Jalen Rhodes • #28
Running Back • 5-9 • 185 • Fr.-RS
Rowlett (row [rhymes with cow] - let), Texas (Rowlett HS)

Freshman (2014)

Redshirted due to injury.

Prior To UTSA

Began attending classes at UTSA in Spring 2014 after sitting out the previous fall as a greyshirt ... a 2012 *Dave Campbell's Texas Football* Top 300 selection ... missed the majority of senior campaign due to injury ... rushed 78 times for 480 yards (6.2 avg.) and three scores before going down ... earned first-team All-District 10-5A honors as a junior after rushing 229 times for 1,491 yards (6.5 avg.) and 22 touchdowns ... added 19 receptions for 149 yards and two more scores that season ... racked up 278 yards on just 40 carries (7.0 avg.) and three TDs as a sophomore ... coached by Kiff Hardin.

Personal

Born June 6, 1994 ... son of Tamara and John Rhodes Jr. ... multidisciplinary studies major.



Austin Robinson • #3
Quarterback • 6-3 • 220 • So.-1L
Houston, Texas (Episcopal HS)

Freshman (2014)

Played in eight games and drew four starts ... completed 81-of-146 passes (55.5 percent) for 645 yards and one touchdown, a 24-yarder at Rice (Nov. 8) ... also rushed 66 times for 120 yards (3.4 avg.) and another score, which was a 53-yarder at Louisiana Tech (Oct. 18) ... set career highs by going 27-for-44 for 175 yards against Southern Miss (Nov. 13) ... totalled career bests of 15 rushes for 65 yards against FIU (Oct. 11) and also connected on 14-of-17 throws for another 144 in that contest ... went 18-of-29 for 138 yards at Louisiana Tech ... added 50 yards on 10 carries at Western Kentucky (Nov. 22) ... redshirted in 2013.

Prior To UTSA

A 2012 *Dave Campbell's Texas Football* Top 300 selection ... helped lead team to first-ever Southwest Preparatory Conference (SPC) Big-School Championship and was a finalist for the Touchdown Club of Houston Private School Offensive Player of the Year as a senior ... completed 105-of-178 passes (59 percent) for 1,487 yards and 14 touchdowns and averaged nearly eight yards per rush (801 on 101 carries) to go along with seven scores en route to All-SPC laurels as a senior ... accounted for 25 total TDs (13 pass/12 rush) as a junior while connecting on 123-of-226 passes (54.4 percent) for 1,479 yards ... added another 521 yards on 147 rushes ... saw limited action as a sophomore but threw for 538 yards and seven touchdowns ... coach by Steve Leisz.

Personal

Born Sept. 13, 1995 ... son of Denetia and Allen Robinson ... pre-engineering major.

Career Statistics

Year	G/GS	C-A-Yds	TD-INT	Long	Rush-Yds	Avg.	TD	Long
2014	8/4	81-146-645	1-5	31	66-120	3.4	1	53
Total	8/4	81-146-645	1-5	31	66-120	3.4	1	53

Career Highs

Passing Completions: 27, vs. Southern Miss (11/13/14)

Passing Attempts: 44, vs. Southern Miss (11/13/14)

Passing Yards: 175, vs. Southern Miss (11/13/14)

Rushing Attempts: 15, vs. FIU (10/11/14)

Rushing Yards: 65, vs. FIU (10/11/14)



MEET THE ROADRUNNERS



Mauricio Sanchez • #25
Safety • 6-0 • 205 • Sr.-3L
San Antonio, Texas (Warren HS)

Junior (2014)

Appeared in all 12 tilts and earned seven starting assignments ... racked up 46 tackles (24 solos/22 assists), four TFLs, three pass breakups and an interception in the season opener at Houston (Aug. 29) ... had a season-high eight stops at Oklahoma State (Sept. 13) ... added seven tackles against FIU (Oct. 11) and again at Rice (Nov. 8) ... redshirted in 2013 due to injury.

Sophomore (2012)

Drew starts in the opening six contests and played in nine overall ... missed the San Jose State (Oct. 20), Utah State (Oct. 27) and Louisiana Tech (Nov. 3) outings due to injury ... registered 35 tackles (13 solos/22 assists) ... had a season-high nine stops at New Mexico State (Sept. 29).

Freshman (2011)

Started seven games and appeared in nine overall ... recorded 44 tackles (17 solos/27 assists) and his forced fumble against Northeastern State (Sept. 3) was the first in program history ... added six stops in the 31-3 victory and seven two weeks later at Southern Utah (Sept. 17) ... posted a career-high dozen tackles (6 solos) at #16 Sam Houston State (Oct. 1).

Prior To UTSA

Two-year team captain and Most Valuable Player who recorded more than 250 tackles his final two seasons ... posted 137 stops, four pass breakups and three interceptions en route to 2010 *San Antonio Express-News* first-team all-area and first-team All-District 27-5A accolades ... racked up 115 tackles and a pair of fumble recoveries as a junior and was a second-team All-District 28-5A selection ... coached by Bryan Dausin.

Personal

Born Sept. 26, 1992 ... son of Griselda and Javier Sanchez ... multidisciplinary studies major.

Career Statistics

Year	G/GS	TT (S/A)	TFLs (Yds)	Sacks	FF/FR	INT	PBU	BLK
2014	12/7	46 (24/22)	4.0 (9)	0.0	0/0	1	3	0
2012	9/6	35 (13/22)	0.0 (0)	0.0	0/0	0	0	0
2011	9/7	44 (17/27)	0.5 (0)	0.0	1/0	0	0	0
Total	30/20	125 (54/71)	4.5 (9)	0.0	1/0	1	3	0

Career Highs

Tackles: 12, at #16 Sam Houston State (10/1/11)



Isaiah Santos • #18
Safety • 5-11 • 200 • Fr.-HS
Spring, Texas (Klein Collins HS)

Prior To UTSA

Sat out the 2014 season as a greyshirt but began attending classes at UTSA last spring ... a prep linebacker who earned second-team All-District 13-5A laurels his final two seasons ... three-year starter who helped lead team to 20 victories during his career ... recorded 74 tackles, one sack, a forced fumble and one fumble recovery as a senior ... coached by Drew Svoboda.

Personal

Born April 2, 1996 ... son of Rosalind and David Santos ... pre-business major.



Alex Snow • #58
Offensive Guard • 6-2 • 295 • Fr.-HS
League City, Texas (Clear Lake HS)

Prior To UTSA

Named to the 2014 *Dave Campbell's Texas Football* Top 300 list ... a four-year starter who earned all-district honors his final three seasons ... team captain was a first-team All-District 24-6A choice as a senior ... tabbed first-team All-District 24-5A as a junior ... garnered second-team all-district laurels following his sophomore campaign ... coached by Sam Smith.

Personal

Born March 31, 1997 ... son of Kristi and Kyle Snow ... undeclared major.



Trevor Stevens • #87
Tight End • 6-4 • 245 • Jr.-2L
Friendswood, Texas (Friendswood HS)

Sophomore (2014)

Played in 11 contests, primarily on special teams ... caught a 9-yard pass at Louisiana Tech (Oct. 18).

Freshman (2013)

Appeared in 10 games, primarily on special teams ... redshirted in 2012.

Prior To UTSA

Three-year starter who caught 20 passes for 187 yards and five touchdowns during his prep career ... earned second-team All-District 24-4A honors his final two seasons ... hauled in 11 passes for 140 yards and four scores as a junior ... helped team post a 13-2 record and reach the Class 4A Division I semifinals that season ... coached by Steve Van Meter.

Personal

Born Feb. 19, 1994 ... son of Kelly and Eric Stevens ... finance major.

Career Statistics

Year	G/GS	Rec-Yds	Avg.	TD	Long
2014	11/0	1-9	9.0	0	9
2013	10/0	0-0	—	0	0
Total	21/0	1-9	9.0	0	9



Halen Steward • #34
Running Back • 5-10 • 260 • Fr.-HS
St. Augustine, Fla. (Menendez HS)

Prior To UTSA

Played both running back and linebacker during his high school career but will focus on offense at the collegiate level ... finished his senior season with 193 yards (5.4 avg.) and five rushing touchdowns on just 36 carries and added a team-high 68 tackles to go along with one interception ... recorded 47 stops, including two for a loss, and an interception during his junior campaign despite missing three games ... coached by Patrick Turner.

Personal

Born Dec. 13, 1996... son of Demetria Porter and Tony Steward ... brother, Tony, was a 2010 prep All-America linebacker who played at Clemson from 2011-14 and was a sixth-round pick by the Buffalo Bills during the 2015 NFL Draft ... undeclared major.

MEET THE ROADRUNNERS



Kevin Strong Jr. • #54
Defensive Tackle • 6-3 • 285 • Fr.-RS
Cleveland, Texas (Cleveland HS)

Freshman (2014)
 Redshirted.

Prior To UTSA

A unanimous first-team All-District 22-3A honoree as a senior after racking up 51 tackles, 13 TFLs and seven sacks ... registered 65 stops and eight sacks en route to all-district accolades as a junior ... coached by Clayton Maple ... also a first-team all-district basketball player and regional qualifier in track & field (shot put).

Personal

Born Aug. 5, 1996 ... son of Tanisha and Kevin Strong ... kinesiology major.



Josiah Tauaefa (tow [rhymes with cow] - ah - f - ah) • #55
Defensive End • 6-1 • 235 • Fr.-HS
Corinth, Texas (Lake Dallas HS)

Prior To UTSA

Earned numerous accolades during his prep career ... tabbed honorable mention all-state, named the District 6-5A Defensive Most Valuable Player and also was a first-team all-district choice at fullback/tight end as a senior ... named the District 5-4A Defensive MVP after registering 75 tackles and a team-leading eight sacks as a junior ... named the district's Newcomer of the Year following his sophomore campaign ... coached by Michael Young.

Personal

Born March 5, 1997 ... son of Chloe and Siolo Tauaefa ... pre-communications major.



Aron Taylor • #17
Wide Receiver • 6-1 • 195 • So.-1L
San Antonio, Texas (Warren HS)

Freshman (2014)

Saw action in the first 11 games of the season, primarily on specials teams ... did not play in the season finale against North Texas (Nov. 29) ... redshirted in 2013.

Prior To UTSA

Tabbed first-team all-area by the *San Antonio Express-News* and was a unanimous All-District 27-5A pick as a senior ... recorded 55 receptions for 837 yards (15.2 avg.) and nine touchdowns that season ... also handled the team's punting duties and averaged 41.5 yards on 29 boots ... earned second-team all-area and first-team all-district accolades as a junior after helping lead his team to a school-record 11 wins ... caught 46 passes for 794 yards (17.3 avg.) and 14 TDs that fall ... coached by Brian Dausin.

Personal

Born Sept. 25, 1994 ... son of Bonnie and Andrew Taylor ... English major.



JaBryce Taylor • #83
Wide Receiver • 6-1 • 220 • Jr.-TR
Lufkin, Texas (Lufkin HS/SMU/Navarro [Texas] JC)

Prior To UTSA

An honorable mention All-Southwest Junior College Conference selection as a sophomore at Navarro College ... recorded 47 receptions for 846 yards (18.0 avg.), including five 100-yard performances, and six touchdowns in 10 games that season ... also returned kickoffs and punts that year ... coached by Brian Mayer ... played in 10 games (one start) as a true freshman at SMU ... caught seven passes for 127 yards (18.1 avg.), including a long of 69, and added 72 yards on just five carries (14.4 avg.) that season ... also returned seven punts for 97 yards (13.9 avg.), including a 55-yard touchdown against Montana State, and returned 17 kickoffs for 309 yards (18.2 avg.) ... a second-team all-state selection and the District 14-5A Most Valuable Player following a senior season that saw him haul in school records of 87 receptions for 1,628 yards (18.7 avg.) ... recorded 40 catches for 494 yards and four TDs as a junior.

Personal

Born June 18, 1995 ... son of Glenda and Jeff Taylor ... kinesiology major.



Kerry Thomas Jr. • #7
Wide Receiver • 6-0 • 200 • So.-1L
College Station, Texas (A&M Consolidated HS)

Freshman (2014)

Played in 11 games and caught five passes for 81 yards, including a 47-yard touchdown at Western Kentucky (Sept. 22) ... registered two receptions for 14 yards against Southern Miss (Nov. 13) ... also saw action on special teams.

Prior To UTSA

Began his prep career on the basketball court and played football for just two seasons ... earned honorable mention All-Class 5A and first-team All-District 14-5A accolades following a senior campaign that saw him record 100 receptions for 1,401 yards and 16 touchdowns ... caught 35 passes for 446 yards and five scores in the team's four playoff games, as the Tigers won 10 games and advanced to the UIL Class 5A Division II quarterfinals ... hauled in 17 passes for 192 yards and three TDs as a junior ... coached by David Raffield.

Personal

Born May 5, 1996 ... Chantel and Kerry Thomas ... pre-business major.

Career Statistics

Year	G/GS	Rec-Yds	Avg.	TD	Long
2014	11/0	5-81	16.2	1	47†
Total	11/0	5-81	16.2	1	47†

Career Highs

Receptions: 2, vs. Southern Miss (11/13/14)
 Receiving Yards: 47, at Western Kentucky (11/22/14)



MEET THE ROADRUNNERS



Justin Todd • #35
Linebacker • 6-0 • 215 • Fr.-RS
Orange Park, Fla. (Oakleaf HS)

· Career ended due to injury but will serve as a student assistant coach

Freshman (2014)

Redshirted.

Prior To UTSA

Posted at least 100 tackles in each of his final two prep seasons en route to all-county honors ... earned 2013 honorable mention All-First Coast accolades from the *Florida Times-Union* ... registered 100 stops and 3.5 sacks as a senior ... earned second-team all-region honors after posting 125 tackles, a pair of sacks, two fumble recoveries and an interception as a junior ... racked up 56 stops, including 11 for loss, and eight sacks as a sophomore ... the first four-year starter in school history ... coached by Derrick Chipoletti.

Personal

May 6, 1995 ... Winn and Charles Todd ... pre-communications major.



Jonathan Tuiolosega (too - ee - o - lo - say - gah) • #75
Defensive Tackle • 6-1 • 285 • Jr.-TR
Seaside, Calif. (Seaside HS/Monterey [Calif.] Peninsula JC)

Prior To UTSA

Junior college transfer began attending classes at UTSA last spring ... racked up 38 tackles as a sophomore, including 16 for loss and 8.5 sacks, and forced a fumble, recovered one fumble and blocked two kicks ... posted 15 stops, three TFLs, one sack and a fumble recovery as a freshman in 2013 ... coached by Mike Rasmussen.

Personal

Born Sept. 20, 1995 ... son of Danielle and Willie Tuiolosega ... multidisciplinary studies major.



Kennedy Ubabuik (you - bob - ah - kay) • #90
Defensive Tackle • 6-2 • 295 • Sr.-SQ
San Antonio, Texas (Warren HS/Texas A&M-Kingsville)

Junior (2014)

Saw action in six games off the bench ... recorded nine tackles (2 solos/7 assists), including 1.5 for loss and a half sack ... had a career-high three stops against UTEP (Oct. 25)... did not play in 2013 after transferring from Texas A&M-Kingsville.

Prior To UTSA

Sat out the 2011 campaign as a redshirt at Texas A&M-Kingsville ... a first-team All-District 27-5A performer on both sides of the ball as a prep senior ... also a member of the track & field team.

Personal

Born Aug. 6, 1993 ... son of Ij and Chibe Ubabuik ... kinesiology major.

Career Statistics

Year	G/GS	TT (S/A)	TFLs (Yds)	Sacks	FF/FR	INT	PBU	BLK
2014	6/0	9 (2/7)	1.5 (6)	0.5	0/0	0	0	0
Total	6/0	9 (2/7)	1.5 (6)	0.5	0/0	0	0	0

Career Highs

Tackles: 3, vs. UTEP (10/25/14)

Tackles For Loss: 1.5, at Oklahoma State (9/13/14)



Brian Vaughn • #13
Running Back • 5-6 • 175 • Jr.-RS
Fort Worth, Texas (All Saints HS)

Junior (2014)

Redshirted due to injury.

Sophomore (2013)

Saw action in six contests ... rushed 13 times for 45 yards (3.5 avg.) with a long of 16 yards against Tulane (Nov. 9) ... also caught an 11-yard pass at Arizona (Sept. 14) ... rushed five times for 19 yards against UAB (Oct. 26) and the Green Wave.

Freshman (2012)

Appeared in six games ... rushed eight times for 72 yards (9.0 avg.) with a long of 36 yards against San Jose State (Oct. 20) ... also caught a 29-yard pass at #22 Louisiana Tech (Nov. 3) and added a pair of rushes for 21 yards in that contest.

Prior To UTSA

Rushed 118 times for 1,068 yards (9.1 avg.) and 14 touchdowns en route to first-team All-Southwest Preparatory Conference honors as a senior ... also registered 22 receptions for 356 yards (16.2 avg.) and four more scores that season ... tabbed team's Offensive Most Valuable Player ... saw a majority of action on defense as a junior ... racked up 40 tackles (30 solos/10 assists), five pass breakups, two interceptions and a pair of fumble recoveries that year ... coached by Aaron Beck.

Personal

Born Dec. 2, 1993 ... son of leasha Stewart and Todd Vaughn ... business management major.

Career Statistics

Year	G/GS	Rush-Yds	Avg.	TD	Long	Rec-Yds	Avg.	TD	Long
2013	6/0	13-45	3.5	0	16	1-11	11.0	0	11
2012	6/0	8-72	9.0	0	36	1-29	29.0	0	29
Total	12/0	21-117	5.6	0	36	2-40	20.0	0	29

Career Highs

Rushing Attempts: 2 (3x), last vs. McNeese State (11/10/12)

Rushing Yards: 36, vs. San Jose State (10/20/12)

Receiving Yards: 29, at #22 Louisiana Tech (11/3/12)



Duke Wheeler • #4
Safety • 5-9 • 200 • Sr.-1L
Tyler, Texas (John Tyler HS/Tyler [Texas] JC/ Texas A&M-Commerce)

Junior (2014)

Played in the final 11 contests of the year and started the season finale at North Texas (Nov. 29) ... did not see action in the season opener at Houston (Aug. 29) ... registered 22 tackles (13 solos/9 assists), including two behind the line of scrimmage, and two pass breakups ... also forced and recovered a fumble against FIU (Oct. 11) and recovered another against Southern Miss (Nov. 13) ... racked up a career-high six stops and 1.5 TFLs against North Texas ... had four tackles at Oklahoma State (Sept. 13).

Prior To UTSA

Spent the 2012 campaign at Texas A&M-Commerce and saw action in 10 games (nine starts) ... recorded 40 tackles (30 solos/10 assists), two of which went for loss, three pass breakups and an interception ... had five stops against UTSA (Sept. 8) ...played at Tyler (Texas) Junior College in 2011 ... a two-year prep starter who earned all-district accolades as a senior ... finished his career with 140 tackles, 22 pass breakups, six interceptions and 10 forced fumbles ... also played baseball.



Personal

Born July 28, 1993 ... son of Charlette and Robert Wheeler ... multidisciplinary studies major.

Career Statistics

Year	G/GS	TT (S/A)	TFLs (Yds)	Sacks	FF/FR	INT	PBU	BLK
2014	11/1	22 (13/9)	2.0 (3)	0.0	1/2	0	2	0
Total	11/1	22 (13/9)	2.0 (3)	0.0	1/2	0	2	0

Career Highs

Tackles: 6, vs. North Texas (11/29/14)

Tackles For Loss: 1.5, vs. North Texas (11/29/14)



Corbin White • #5
Running Back • 5-11 • 235 • Jr.-TR
Nettleton, Miss. (Nettleton HS/Northeast Mississippi JC)

Prior To UTSA

Junior college transfer began attending classes at UTSA last spring ... missed half of his sophomore season with a foot injury but managed to rush for 321 yards (4.1 avg.) and one touchdown on 78 carries in seven games ... also caught three passes for 45 yards and a score last year ... rushed for 551 yards (5.8 avg.) and three TDs on 95 attempts in nine contests as a freshman in 2013 ... coached by Ricky Smither.

Personal

Born Feb. 17, 1994 ... son of DaVena White-Meadows and Lewis Meadows ... multidisciplinary studies major.



Kelby Wickline • #52
Offensive Tackle • 6-5 • 255 • Fr.-HS
Stillwater, Okla. (Stillwater HS)

Prior To UTSA

Sat out the 2014 season as a greyshirt but began attending classes at UTSA last spring ... versatile athlete who played at both tackles spots at the high school level ... a first-team All-District 6A-1 and Class 6A East All-Star as a senior ... allowed just one sack during his career ... coached by Tucker Barnard ... also played baseball.

Personal

Born June 25, 1995 ... son of Nicki and Joe Wickline ... father is the offensive coordinator/offensive line coach at Texas ... pre-business major.



Jarveon Williams • #2
Running Back • 5-9 • 200 • Jr.-2L
Converse, Texas (Judson HS)

• Team's top returning rusher from 2014 (325 yards on 66 attempts)

Sophomore (2014)

Played in the first eight contests of the fall before missing the final four due to injury ... rushed 66 times for 325 yards (4.9 avg.) and three touchdowns ... added 14 receptions for 124 yards (8.9 avg.) and returned 15 kickoffs for an average of 21.1 yards ... posted career highs of 95 rushing yards (on nine carries) and 62 receiving yards (on two receptions) against New Mexico (Oct. 4) ... ran for 73 yards on 10 attempts, including a career-long 39-yarder, at Louisiana Tech (Oct. 18) ... opened the year with 54 yards on 12 totes, including an 11-yard score, at Houston (Aug. 29) ... also reached paydirt in back-to-back weeks against New Mexico and FIU (Oct. 11) ... returned a career-best five kicks for 95 yards at Oklahoma State (Sept. 13).

Freshman (2013)

Saw action in the final 11 games of his inaugural campaign ... missed the season opener at New Mexico (Aug. 31) due to injury ... rushed 26 times for 128 yards (4.5 avg.) and also caught 14 passes for 134 yards (9.6 avg.), including a 31-yard touchdown in the season finale against Louisiana Tech (Nov. 30) ... had season bests of eight attempts for 35 yards, including a 16-yarder, against Tulane (Nov. 9) ... peeled off a season-long rush of 25 yards against Houston (Sept. 28) ... hauled in a career-high four receptions (for 23 yards) in the team's inaugural Conference USA tilt at UTEP (Sept. 21) ... racked up season highs of three reception for 47 yards against the Bulldogs ... also returned nine kickoffs for 208 yards (23.1 avg.), including a season-long 37-yarder against LA Tech ... added a 30-yard return at Marshall (Oct. 5) and a 25-yarder the following week against Rice (Oct. 12).

Prior To UTSA

Began career at defensive back but moved to running back for his senior season ... earned second-team all-area (*San Antonio Express-News*) and first-team All-District 25-5A honors as a senior ... ran the ball 187 times for 1,517 yards (8.1 avg.) and 21 touchdowns ... also caught 15 passes for 243 yards (16.2 avg.) and a pair of scores ... a second-team all-area and first-team all-district choice as a junior after recording 89 tackles and an interception ... a second-team all-district pick as a sophomore ... also a first-team all-district point guard for the basketball team.

Personal

Born Jan. 3, 1995 ... son of Tyisha Wagner and Julon Williams ... uncle, Ivan Wagner, played basketball and high jumped for North Carolina State (1995-96) and Texas (1997-2000) ... business management major.

Career Statistics

Year	G/GS	Rush-Yds	Avg.	TD	Long	Rec-Yds	Avg.	TD	Long
2014	8/0	66-325	4.9	3	39	14-124	8.9	0	56
2013	11/0	28-126	4.5	0	25	14-134	9.6	1	31t
Total	19/0	94-451	4.8	3	39	28-258	9.2	1	56

Special Teams

Year	KR-Yds	Avg.	Long
2014	15-316	21.1	30
2013	9-208	23.1	37
Total	24-524	21.8	37

Career Highs

Rushing Attempts: 12, at Houston (8/29/14)

Rushing Yards: 95, vs. New Mexico (10/4/14)

Receptions: 4, at UTEP (9/21/13)

Receiving Yards: 62, vs. New Mexico (10/4/14)

Kickoff Returns: 5, at Oklahoma State (9/13/14)

Kickoff Return Yards: 95, at Oklahoma State (9/13/14)



Shaq Williams • #85
Tight End • 6-3 • 245 • Jr.-TR
Madison, Miss. (Central HS/Southwest Mississippi JC)

Prior To UTSA

Appeared in eight games as a sophomore and caught 10 passes for 126 yards (12.6 avg.) ... saw action in six contests as a true freshman and recorded team-leading marks of 17 receptions for 169 yards ... coached by Tucker Peavey... also a member of the basketball team ... hauled in 23 throws for 400 yards and four touchdowns en route to all-conference accolades as a prep senior.

Personal

Born Oct. 4, 1994 ... son of Hope Walker and Kelvin Williams Sr. ... multidisciplinary studies major.



MEET THE ROADRUNNERS



Brett Winnegan • #20
Running Back • 5-9 • 185 • Fr.-HS
Pearland (pair - land), Texas (Dawson HS)

Prior To UTSA

Named to the 2014 *Dave Campbell's Texas Football* Top 300 list ... a unanimous All-District 22-6A selection as a senior ... broke out for 2,290 yards (8.4 avg.) and 26 TDs on 273 rushes as a junior and was tabbed the District 24-4A co-Offensive Most Valuable Player ... ran for 335 yards (7.4 avg.) and three scores on 45 carries as a sophomore ... coached by Eric Wells ... also was one of the country's top prep long jumpers ... owns a personal best measurement of 25-1 ½, which came during his senior season, and his top junior mark of 24-6 ¼ ranked 10th nationally in 2014 ... placed second at the UIL Class 4A State Championships his final two years.

Personal

Born Feb. 4, 1997 ... son of Lona and Barry Winnegan ... pre-business major.



Clayton Woods • #50
Offensive Tackle • 6-2 • 295 • Fr.-HS
Dallas, Texas (Highland Park HS)

Prior To UTSA

Graduated from high school early and began attending classes at UTSA last spring ... started at center and deep snapper his final three prep seasons ... a second-team all-area (*The Dallas Morning News*) and first-team All-District 10-6A selection as a senior ... recorded 76 pancake blocks and graded out at 90 percent while playing all but one of the team's 584 plays ... earned first-team All-District 10-4A accolades as a junior after helping lead the squad to a 13-2 ledger and a berth in the UIL Class 4A Division I semifinals, where it lost to eventual State Champion Denton Guyer ... coached by Randy Allen.

Personal

Born Jan. 8, 1997 ... son of Elizabeth and Don Woods ... comes from a football family, as his father is Highland Park's defensive coordinator and brother, Austin, currently is an offensive quality control coach at Oklahoma after serving as the Sooners' long snapper from 2010-13 ... interdisciplinary studies major.

Walk-Ons

Justin Barlow • #64
Defensive End • 6-3 • 250 • So.-TR
Temecula, Calif. (Great Oak HS/Troy)
multidisciplinary studies major

Jeff Beverly • #76
Tight End • 6-6 • 250 • Jr.-TR
League City, Texas (Clear Springs HS/
Texas A&M-Corpus Christi/McClennan [Texas] JC)
undeclared major

Edward Chavez • #35
Linebacker • 6-1 • 205 • Fr.-HS
Raymondville, Texas (Raymondville HS)
undeclared major

Isaiah Clay • #19
Safety • 5-7 • 190 • Fr.-RS
Corpus Christi, Texas (Carroll HS)
pre-engineering major

Tyrell Clay • #31
Running Back • 5-9 • 200 • So.-SQ
Corpus Christi, Texas (Miller HS)
kinesiology major

Devin Crayton • #44
Wide Receiver • 6-1 • 210 • So.-TR
San Antonio, Texas (Brandeis HS/Navy)
architecture major

John Paul Davila • #94
Defensive Tackle • 6-1 • 290 • So.-SQ
San Antonio, Texas (Lanier HS)
kinesiology major

Coleman Dennis • #61
Defensive Tackle • 5-11 • 265 • Fr.-HS
Wolfforth, Texas (Frenship HS)
kinesiology major

Victor Falcon • #57
Punter/Place-Kicker • 5-11 • 200 • Fr.-HS
Comfort, Texas (Comfort HS)
undeclared major

Kevin Garcia • #53
Linebacker • 6-2 • 225 • Jr.-TR
Tyler, Texas (Chapel Hill HS/Tyler [Texas] JC)
health major

Gage Hadlock • #48
Safety • 5-11 • 200 • Jr.-SQ
New Braunfels, Texas (Canyon HS)
multidisciplinary studies major

Cedric Haley • #41
Linebacker • 6-1 • 200 • Sr.-SQ
Pflugerville (flew - ger - ville), Texas
(Connally HS/Cisco [Texas] JC)
multidisciplinary studies major

Steven Holman • #51
Linebacker • 5-11 • 220 • So.-TR
Houston, Texas
(Westside HS/Valparaiso)
pre-business major

Brady Jones • #86
Wide Receiver • 5-10 • 180 • So.-SQ
George West, Texas (George West HS)
finance major

Andrew King • #38
Running Back • 6-0 • 220 • So.-SQ
Shreveport, La.
(Calvary Baptist Academy/Tyler [Texas] JC)
multidisciplinary studies major

Garrett Love • #78
Offensive Tackle • 6-2 • 295 • Fr.-HS
North Richland Hills, Texas (Birdville HS)
undeclared major

Romario Napoles (nah - pole - lace) • #47
Defensive End • 6-0 • 230 • Jr.-SQ
San Angelo, Texas
(San Angelo Central HS/Angelo State)
criminal justice major

Michael Roberson (robe - er - son) • #65
Offensive Tackle • 6-3 • 280 • Sr.-SQ
Pflugerville (flew - ger - ville), Texas
(Pflugerville HS)
sports, entertainment & tourism major

Yannis (yaw - nee) Routsas (rout - sis) • #39
Punter • 6-3 • 200 • Fr.-RS
Houston, Texas (Clear Brook HS)
mechanical engineering major

Cal Spangler • #80
Wide Receiver • 5-11 • 180 • Sr.-TR
Georgetown, Texas
(Georgetown HS/Baylor)
master of business administration major

Larry Stephens • #84
Wide Receiver • 5-11 • 190 • Fr.-RS
San Antonio, Texas (Brandeis HS)
pre-business major

Josh Stewart • #12
Wide Receiver • 6-4 • 185 • Fr.-HS
College Station, Texas
(A&M Consolidated HS)
kinesiology major

Dalton Sturm (stern) • #14
Quarterback • 6-1 • 180 • So.-SQ
Goliad, Texas (Goliad HS)
pre-engineering major

Brent Swanson • #69
Offensive Guard • 5-11 • 280 • Jr.-SQ
Corpus Christi, Texas (Carroll HS)
English major

T.J. Talashek • #59
Center • 5-10 • 270 • Jr.-SQ
Sunnyvale, Texas (Sunnyvale HS/
Coastal Carolina/UTEP)
business management major

Richard Turner • #22
Wide Receiver • 5-9 • 165 • So.-RS
Plano, Texas (West HS/Austin College)
politics major

Kyle Tyson • #36
Linebacker • 5-10 • 215 • Fr.-HS
Round Rock, Texas (Stony Point HS)
undeclared major

Zach Velasquez • #15
Safety • 5-9 • 175 • Fr.-HS
Austin, Texas (Bowie HS)
undeclared major

Deandre Williams • #27
Cornerback • 5-10 • 175 • Fr.-HS
Tyler, Texas (John Tyler HS)
undeclared major

Matthew Wiley • #29
Place-Kicker • 6-5 • 195 • Fr.-TR
Dripping Springs, Texas
(Dripping Springs HS/Massachusetts)
pre-business major



2014 SEASON REVIEW

2014 UTSA INDIVIDUAL HONORS

Sean Ianno, PK

Second-Team All-Conference USA
Conference USA Special Teams Player of the Week (10/13)
Conference USA Special Teams Player of the Week (11/17)

Scott Inskip, OL

Honorable Mention All-Conference USA
Preseason Rotary Lombardi Award Watch List

Jens Jeters, LB

Honorable Mention All-Conference USA
Conference USA Defensive Player of the Week (9/1)

Kam Jones, WR

Honorable Mention All-Conference USA
Preseason Earl Campbell Tyler Rose Award Watch List

Nate Leonard, C

National Football Foundation Scholar-Athlete
William V. Campbell Trophy Finalist
First-Team Capital One Academic All-American
First-Team Capital One Academic All-District VII
Senior CLASS Award Candidate
Conference USA All-Academic Team
Preseason Dave Rimington Trophy Watch List



Two-time Academic All-American Nate Leonard became UTSA's second straight National Foundation Scholar-Athlete and William V. Campbell Trophy finalist last December.



Three-time all-conference safety Triston Wade was one of 15 semifinalists for the 2014 Jim Thorpe Award for the nation's top defensive back.

Ashaad Mabry, DT

Honorable Mention All-Conference USA

Jesse Medrano, DS

Second-Team All-Conference USA

David Morgan II, TE

Honorable Mention All-Conference USA

Cody Rogers, DE

Honorable Mention All-Conference USA

Robert Singletary, DE

Second-Team All-Conference USA
Conference USA Defensive Player of the Week (10/13)
Preseason Rotary Lombardi Award Watch List

Kristian Stern, P

Honorable Mention All-Conference USA

Triston Wade, S

Jim Thorpe Award Semifinalist
Second-Team All-Conference USA

2014 UTSA SEASON STATISTICS



SCHEDULE/RESULTS

Date	Opponent	Result	Score	Record (C-USA)	Time	Attend
Aug. 29	at Houston	W	27-7	1-0 (0-0)	3:19	40,755
Sept. 4	Arizona	L	23-26	1-1 (0-0)	3:19	33,472
Sept. 13	at Oklahoma State	L	13-43	1-2 (0-0)	3:15	54,577
Sept. 27	at Florida Atlantic*	L	37-41	1-3 (0-1)	3:32	13,928
Oct. 4	New Mexico	L	9-21	1-4 (0-1)	2:54	30,419
Oct. 11	FIU*	W	16-13	2-4 (1-1)	3:33	25,318
Oct. 18	at Louisiana Tech*	L	20-27	2-5 (1-2)	3:40	18,071
Oct. 25	UTEP*	L	0-34	2-6 (1-3)	2:48	31,956
Nov. 8	at Rice*	L	7-17	2-7 (1-4)	3:15	21,195
Nov. 13	Southern Miss*	W	12-10	3-7 (2-4)	3:22	20,281
Nov. 22	at Western Kentucky*	L	7-45	3-8 (2-5)	3:20	12,518
Nov. 29	North Texas*	W	34-27	4-8 (3-5)	3:29	24,012

RECORD BREAKDOWN

Overall	4-8
Conference USA	3-5
Non-Conference	1-3
Home	3-3
Away	1-5
Day	1-4
Night	3-4
Indoor	3-3
Outdoor	1-5

TEAM STATISTICS

	UTSA	OPP
SCORING	205	311
Points Per Game	17.1	25.9
Points Off Turnovers	69	203
FIRST DOWNS	200	238
Rushing	84	94
Passing	102	112
Penalty	14	32
RUSHING YARDAGE	1,466	1,682
Yards gained rushing	1,832	1,990
Yards lost rushing	366	308
Rushing Attempts	440	471
Average Per Rush	3.3	3.6
Average Per Game	122.2	140.2
TDs Rushing	15	14
PASSING YARDAGE	2,104	2,754
Comp-Att-Int	203-356-12	217-377-9
Average Per Pass	5.9	7.3
Average Per Catch	10.4	12.7
Average Per Game	175.3	229.5
TDs Passing	7	18
TOTAL OFFENSE	3,570	4,436
Total Plays	796	848
Average Per Play	4.5	5.2
Average Per Game	297.5	369.7
KICK RETURNS: #Yards	41-875	31-656
PUNT RETURNS: #Yards	33-149	24-115
INT RETURNS: #Yards	9-95	12-219
KICK RETURN AVERAGE	21.3	21.2
PUNT RETURN AVERAGE	4.5	4.8
INT RETURN AVERAGE	10.6	18.2
FUMBLES-LOST	25-10	18-10
PENALTIES-Yards	85-789	75-636
Average Per Game	65.8	53.0
PUNTS-Yards	84-3,459	69-2,809
Average Per Punt	41.2	40.7
Net punt average	39.3	37.4
KICKOFFS-Yards	51-3,152	67-4,050
Average Per Kick	61.8	60.4
Net kick average	39.6	39.2
TIME OF POSSESSION/Game	29:40	30:20
3RD-DOWN Conversions	50/177	82/191
3rd-Down Pct	28%	43%
4TH-DOWN Conversions	10/16	4/11
4th-Down Pct	62%	36%
SACKS BY-Yards	21-103	29-186
MISC YARDS	0	0
TOUCHDOWNS SCORED	22	36
FIELD GOALS-ATTEMPTS	17-21	20-24
ON-SIDE KICKS	0-0	0-0
RED-ZONE SCORES	(26-32) 81%	(34-41) 83%
RED-ZONE TOUCHDOWNS	(13-32) 41%	(19-41) 46%
PAT-ATTEMPTS	(20-22) 91%	(33-34) 97%
ATTENDANCE	165,458	161,044
Games/Avg Per Game	6/27,576	6/26,841

Artificial surface	4-7
Natural grass	0-1
Win coin toss	3-3
Lose coin toss	1-5
Televised	4-8
Score first	3-4
Opponent scores first	1-4
Leading after 1st quarter	2-2
Trailing after 1st quarter	0-5
Tied after 1st quarter	2-1
Leading at half	3-3
Trailing at half	1-5
Tied at half	0-0
Leading after 3rd quarter	3-1
Trailing after 3rd quarter	0-7
Tied after 3rd quarter	1-0



SCORE BY QUARTERS

	1st	2nd	3rd	4th	Total
UTSA	37	66	43	59	205
Opponents	69	78	82	82	311

2014 UTSA GAME-BY-GAME STATISTICS

OFFENSE

Date	Opponent	RUSHING				RECEIVING				PASSING				KICK RETURNS				PUNT RETURNS				Total Off
		No.	Yds	TD	Lg	No.	Yds	TD	Lg	Cmp-Att-Int	Yds	TD	Lg	No.	Yds	TD	Lg	No.	Yds	TD	Lg	
8/29	at Houston	50	142	3	14	15	121	0	34	15-24-0	121	0	34	2	45	0	27	5	-4	0	15	263
9/4	Arizona	39	121	2	18	22	228	1	29	22-33-1	228	1	29	6	102	0	24	2	42	0	34	349
9/13	at Oklahoma State	35	73	1	24	15	133	0	21	15-29-1	133	0	21	7	118	0	25	5	36	0	31	206
9/27	at Florida Atlantic	40	140	3	12	20	272	1	53	20-39-2	272	1	53	5	186	0	87	0	0	0	0	412
10/4	New Mexico	38	112	1	28	14	229	0	56	14-24-2	229	0	56	1	21	0	21	1	4	0	4	341
10/11	FIU	41	143	1	37	18	175	0	27	18-26-0	175	0	27	3	67	0	27	5	21	0	10	318
10/18	at Louisiana Tech	39	134	1	53	20	190	1	35	20-33-3	190	1	35	2	34	0	21	4	17	0	12	324
10/25	UTEP	26	38	0	10	6	32	0	9	6-20-1	32	0	9	3	54	0	25	2	13	0	4	70
11/8	at Rice	23	104	0	18	17	153	1	24	17-32-0	153	1	24	2	47	0	36	3	1	0	2	257
11/13	Southern Miss	37	169	0	70	27	175	0	19	27-44-1	175	0	19	3	57	0	28	1	-5	0	0	344
11/22	at Western Kentucky	39	115	0	37	11	119	1	47	11-23-1	119	1	47	6	120	0	28	1	3	0	0	234
11/29	North Texas	33	175	3	47	18	277	2	39	18-29-0	277	2	39	1	24	0	24	4	21	0	14	452
Totals		440	1,466	15	70	203	2,104	7	56	203-356-12	2,104	7	56	41	875	0	87	33	149	0	34	3,570
Opponent		471	1,682	14	77	217	2,754	18	85	217-377-9	2,754	18	85	31	656	0	46	24	115	0	25	4,436

DEFENSE

Date	Opponent	TACKLES			TFL-Yds	SACKS	FUMBLES			Pass Int-Yds	Blkd Kick	Kicks Made-Att	XPTS			Pts					
		Solo	Asst	Total			No-Yds	FF	FR-Yds				QBH	Brk	Run		Rcv	Saf			
8/29	at Houston	24	52	76	6-31	4-24	2	2-0	4-57	3	7	0	3-3	0	0	0	0	0	0	0	27
9/4	Arizona	34	50	84	5-18	2-15	0	0-0	0-0	3	6	0	3-3	0	0	1	0	0	0	0	23
9/13	at Oklahoma State	49	30	79	8-25	4-12	0	0-0	0-0	1	2	0	1-1	0	0	0	0	0	0	0	13
9/27	at Florida Atlantic	41	26	67	7-33	3-17	2	2-3	0-0	1	3	0	4-4	0	0	0	0	0	0	0	37
10/4	New Mexico	40	36	76	5-13	1-6	0	0-0	0-0	0	2	0	1-0	0	0	0	0	0	0	0	9
10/11	FIU	31	60	91	7-38	3-17	6	3-0	2-15	3	5	0	1-1	0	0	0	0	0	0	0	16
10/18	at Louisiana Tech	47	10	57	6-11	0-0	0	0-0	1-0	0	8	0	2-2	0	0	0	0	0	0	0	20
10/25	UTEP	26	56	82	7-23	2-8	0	0-0	0-0	1	0	0	0-0	0	0	0	0	0	0	0	0
11/8	at Rice	36	67	103	9.5-17	2-4	0	0-0	1-29	0	2	0	1-1	0	0	0	0	0	0	0	7
11/13	Southern Miss	23	52	75	4-13	0-0	1	2-11	1-6	4	3	0	0-0	0	0	0	0	0	0	0	12
11/22	at Western Kentucky	38	22	60	4-9	0-0	0	0-0	0-0	0	1	0	1-1	0	0	0	0	0	0	0	7
11/29	North Texas	41	34	75	3-3	0-0	2	1-0	0-0	4	7	0	4-5	0	0	0	0	0	0	0	34
Totals		431	493	924	71.5-234	21-103	13	10-14	9-95	20	47	0	20-22	0	0	1	205				
Opponent		470	345	815	85-350	28-184	10	10-17	12-219	28	44	1	33-34	0	1	0	311				

SPECIAL TEAMS

Date	Opponent	PUNTING										FIELD GOALS			KICKOFFS			
		No.	Yds	Avg	Long	Blkd	TB	FC	50+	I20	Made-Att	Long	Blkd	No.	Yds	Avg	TB	OB
8/29	at Houston	8	327	40.9	51	0	2	5	1	2	2-3	30	0	6	320	53.3	0	0
9/4	Arizona	7	260	37.1	41	0	0	5	0	3	0-1	0	0	4	260	65.0	3	0
9/13	at Oklahoma State	11	506	46.0	69	0	0	4	3	3	2-2	38	0	4	260	65.0	4	0
9/27	at Florida Atlantic	4	178	44.5	49	0	0	1	0	2	3-3	53	0	8	508	63.5	5	0
10/4	New Mexico	4	158	39.5	44	0	0	1	0	2	1-2	20	0	3	195	65.0	0	0
10/11	FIU	7	232	33.1	44	0	0	4	0	4	3-3	42	0	5	292	58.4	1	0
10/18	at Louisiana Tech	5	224	44.8	50	0	0	1	1	0	3-2	27	0	5	320	64.0	2	0
10/25	UTEP	11	472	42.9	52	0	0	6	3	3	0-0	0	0	1	60	60.0	0	0
11/8	at Rice	8	342	42.8	52	0	0	6	1	1	0-0	0	0	2	127	63.5	1	0
11/13	Southern Miss	6	244	40.7	52	0	0	3	1	4	4-4	41	0	5	299	59.8	0	0
11/22	at Western Kentucky	7	289	41.3	48	0	0	4	0	4	0-0	0	0	2	130	65.0	1	0
11/29	North Texas	6	227	37.8	54	0	0	1	2	2	0-0	0	0	6	381	63.5	2	0
Totals		84	3,459	41.2	69	0	2	41	12	30	17-21	53	0	51	3,152	61.8	19	0
Opponent		69	2,809	40.7	62	0	4	23	10	20	20-24	47	0	67	4,050	60.4	22	3

RED ZONE

Date	Opponent	Score	Times		Total Pts	TDs	Rush TDs	Pass TDs	FGs		Failed to score inside RZ							
			In RZ	Scored					Made	FGA	Downs	Int	Fumb	Half	Game			
8/29	at Houston	W 27-7	5	5	27	3	3	0	2	0	0	0	0	0	0	0	0	0
9/4	Arizona	L 23-26	4	3	21	3	2	1	0	1	0	0	0	0	0	0	0	0
9/13	at Oklahoma State	L 13-43	2	2	6	0	0	0	2	0	0	0	0	0	0	0	0	0
9/27	at Florida Atlantic	L 37-41	6	5	27	3	3	0	2	0	0	0	0	0	0	1	0	0
10/4	New Mexico	L 9-21	3	2	9	1	1	0	1	0	1	0	1	0	0	0	0	0
10/11	FIU	W 16-13	2	2	10	1	1	0	1	0	0	0	0	0	0	0	0	0
10/18	at Louisiana Tech	L 20-27	3	2	6	0	0	0	2	1	0	0	0	0	0	0	0	0
10/25	UTEP	L 0-34	0	0	0	0	0	0	0	0	0	0	0	0	0	0	0	0
11/8	at Rice	L 7-17	2	0	0	0	0	0	0	0	0	0	0	0	1	1	0	0
11/13	Southern Miss	W 12-10	3	3	9	0	0	0	3	0	0	0	0	0	0	0	0	0
11/22	at Western Kentucky	L 7-45	0	0	0	0	0	0	0	0	0	0	0	0	0	0	0	0
11/29	North Texas	W 34-27	2	2	13	2	2	0	0	0	0	0	0	0	0	0	0	0
UTSA — 26 of 32 (81.2%)			32	26	128	13	12	1	13	2	1	0	1	2	0	0	0	0

2014 OPPONENTS GAME-BY-GAME STATISTICS



OFFENSE

Date	Opponent	RUSHING				RECEIVING				PASSING				KICK RETURNS				PUNT RETURNS				Total Off	
		No.	Yds	TD	Lg	No.	Yds	TD	Lg	Cmp	Att	Int	Yds	TD	Lg	No.	Yds	TD	Lg	No.	Yds		TD
8/29	at Houston	23	-26	1	8	25	234	0	23	25-50-4	234	0	23	6	89	0	22	1	0	0	0	0	208
9/4	Arizona	44	223	1	37	17	231	1	85	17-32-0	231	1	85	1	15	0	15	1	18	0	18	454	
9/13	at Oklahoma State	49	162	2	15	16	315	2	43	16-30-0	315	2	43	0	0	0	0	4	12	0	8	477	
9/27	at Florida Atlantic	33	114	2	24	24	295	3	47	24-34-0	295	3	47	3	86	0	46	2	4	0	4	409	
10/4	New Mexico	48	283	3	77	9	87	0	41	9-14-0	87	0	41	3	76	0	27	2	3	0	3	370	
10/11	FIU	47	118	0	14	11	141	1	43	11-26-2	141	1	43	4	73	0	23	0	0	0	0	259	
10/18	at Louisiana Tech	35	121	1	22	14	157	1	25	14-33-1	157	1	25	3	108	0	46	3	-1	0	0	278	
10/25	UTEP	46	160	1	24	12	191	2	75	12-18-0	191	2	75	1	19	0	19	3	17	0	16	351	
11/8	at Rice	56	207	1	54	18	213	1	36	18-28-1	213	1	36	1	17	0	17	2	22	0	25	420	
11/13	Southern Miss	25	57	0	9	21	257	1	44	21-34-1	257	1	44	4	81	0	25	1	15	0	15	314	
11/22	at Western Kentucky	28	120	1	28	26	346	5	67	26-35-0	346	5	67	1	26	0	26	2	13	0	11	466	
11/29	North Texas	37	150	1	20	24	287	1	38	24-43-0	287	1	38	4	66	0	21	3	12	0	8	437	
Opponents		471	1,682	14	77	217	2,754	18	85	217-377-9	2,754	18	85	31	656	0	46	24	115	0	25	4,436	
UTSA		440	1,466	15	70	203	2,104	7	56	203-356-12	2,104	7	56	41	875	0	87	33	149	0	34	3,570	

DEFENSE

Date	Opponent	TACKLES			TFL-Yds	SACKS	FUMBLES		Pass Int-Yds	QBH	Brk	Blkd Kick	Kicks Made-Att	XPTS			Pts
		Solo	Ass	Total			No	Yds						FF	FR-Yds	Run	
8/29	at Houston	39	56	95	6-31	2-18	0	1-0	0-0	2	3	0	1-1	0	0	0	7
9/4	Arizona	42	26	68	7-27	3-17	0	0-0	1-0	2	1	0	2-2	0	0	0	26
9/13	at Oklahoma State	48	20	68	9-30	3-13	0	0-0	1-50	3	7	0	4-4	0	0	0	43
9/27	at Florida Atlantic	48	24	72	5-18	1-6	0	0-0	2-85	4	6	0	5-6	0	0	0	41
10/4	New Mexico	31	34	65	9-52	5-37	1	0-0	2-29	1	3	1	3-3	0	0	0	21
10/11	FIU	34	58	92	9-41	2-19	2	3-15	0-0	1	3	0	1-1	0	0	0	13
10/18	at Louisiana Tech	47	20	67	11-40	3-22	1	1-2	3-36	3	4	0	3-3	0	0	0	27
10/25	UTEP	27	18	45	6-29	3-18	3	1-0	1-19	4	1	0	4-4	0	0	0	34
11/8	at Rice	34	19	53	6-18	3-12	1	1-0	0-0	2	6	0	2-2	0	0	0	17
11/13	Southern Miss	47	34	81	5-12	0-0	0	0-0	1-0	2	5	0	1-1	0	0	0	10
11/22	at Western Kentucky	45	16	61	9-36	2-14	2	1-0	1-0	2	2	0	6-6	0	0	0	45
11/29	North Texas	28	20	48	3-16	1-8	0	2-0	0-0	2	3	0	1-1	0	1	0	27
Opponents		470	345	815	85-350	28-184	10	10-17	12-219	28	44	1	33-34	0	1	0	311
UTSA		431	493	924	71.5-234	21-103	13	10-14	9-95	20	47	0	20-22	0	0	1	205

SPECIAL TEAMS

Date	Opponent	No	Yds	Avg	PUNTING					FIELD GOALS				KICKOFFS				
					Long	Blkd	TB	FC	50+	I20	Made-Att	Long	Blkd	No	Yds	Avg	TB	OB
8/29	at Houston	6	234	39.0	46	0	0	1	0	0	0-0	0	0	2	112	56.0	0	0
9/4	Arizona	5	197	39.4	54	0	1	2	1	2	4-4	44	0	8	494	61.8	2	0
9/13	at Oklahoma State	8	345	43.1	51	0	0	1	3	1	3-3	47	0	8	462	57.8	1	0
9/27	at Florida Atlantic	4	184	46.0	62	0	0	3	1	2	1-0	0	0	7	416	59.4	2	0
10/4	New Mexico	5	170	34.0	46	0	1	1	0	3	0-0	0	0	4	258	64.5	3	0
10/11	FIU	6	266	44.3	55	0	0	1	1	1	2-2	43	0	4	236	59.0	0	1
10/18	at Louisiana Tech	8	277	34.6	48	0	1	2	0	2	3-2	33	0	5	299	59.8	2	1
10/25	UTEP	7	323	46.1	58	0	0	2	2	4	2-2	47	0	7	432	61.7	4	0
11/8	at Rice	3	114	38.0	40	0	0	0	0	1	3-1	37	0	4	260	65.0	2	0
11/13	Southern Miss	5	203	40.6	47	0	0	4	0	2	1-1	36	0	3	191	63.7	0	0
11/22	at Western Kentucky	5	192	38.4	42	0	1	3	0	1	1-1	34	0	8	436	54.5	1	0
11/29	North Texas	7	304	43.4	59	0	0	3	2	1	4-4	40	0	7	454	64.9	5	1
Opponents		69	2,809	40.7	62	0	4	23	10	20	20-24	47	0	67	4,050	60.4	22	3
UTSA		84	3,459	41.2	69	0	2	41	12	30	17-21	53	0	51	3,152	61.8	19	0

RED ZONE

Date	Opponent	Score	Times In RZ	Times Scored	Total Pts	TDs	Rush			FGs		Failed to score inside RZ				
							TDs	TDs	TDs	Made	FGA	Downs	Int	Fumb	Half	Game
8/29	at Houston	W 27-7	3	1	7	1	1	0	0	0	0	0	1	1	0	0
9/4	Arizona	L 23-26	5	5	19	1	1	0	4	0	0	0	0	0	0	0
9/13	at Oklahoma State	L 13-43	5	5	27	3	2	1	2	0	0	0	0	0	0	0
9/27	at Florida Atlantic	L 37-41	3	3	21	3	1	2	0	0	0	0	0	0	0	0
10/4	New Mexico	L 9-21	2	2	14	2	2	0	0	0	0	0	0	0	0	0
10/11	FIU	W 16-13	3	2	10	1	0	1	1	0	0	0	1	0	0	0
10/18	at Louisiana Tech	L 20-27	5	4	20	2	1	1	2	1	0	0	0	0	0	0
10/25	UTEP	L 0-34	2	1	3	0	0	0	1	0	0	0	0	0	1	0
11/8	at Rice	L 7-17	4	3	17	2	1	1	1	1	0	0	0	0	0	0
11/13	Southern Miss	W 12-10	2	1	3	0	0	0	1	0	0	0	0	1	0	0
11/22	at Western Kentucky	L 7-45	4	4	24	3	1	2	1	0	0	0	0	0	0	0
11/29	North Texas	W 34-27	3	3	14	1	1	0	2	0	0	0	0	0	0	0
Opponents — 34 of 41 (82.9%)			41	34	179	19	11	8	15	2	0	1	3	1	0	0



2014 UTSA INDIVIDUAL STATISTICS

RUSHING

Player	G	Att	Gain	Loss	Net	Avg	TD	Long	Avg/G
Glasco II, David	12	150	603	33	570	3.8	5	70	47.5
Williams, Jarveon	8	66	333	8	325	4.9	3	39	40.6
Robinson, Austin	8	66	342	120	222	3.4	1	53	27.8
Armstrong, Brandon	11	50	238	30	208	4.2	1	28	18.9
Jones, Kam	12	25	104	35	69	2.8	1	19	5.8
Carter, Tucker	8	45	117	88	29	0.6	3	20	3.6
Bogenschutz, Blake	3	16	51	35	16	1.0	1	24	5.3
Mack, Marcellus	12	1	13	0	13	13.0	0	13	1.1
Sturm, Dalton	1	2	8	0	8	4.0	0	8	8.0
Harrison, Kenny	12	1	6	0	6	6.0	0	6	0.5
Clay, Tyrell	2	3	5	0	5	1.7	0	5	2.5
Bias, Kenny	7	1	7	2	5	5.0	0	0	0.7
Coleman, Treston	1	1	3	0	3	3.0	0	3	3.0
Grubb, Aaron	12	2	2	0	2	1.0	0	2	0.2
Hubble, Cole	12	1	0	1	-1	-1.0	0	0	-0.1
Team	12	10	0	14	-14	-1.4	0	0	-1.2
Total	12	440	1,832	366	1,466	3.3	15	70	122.2
Opponents	12	471	1,990	308	1,682	3.6	14	77	140.2

PASSING

Player	G	Effic	Cmp-Att-Int	Pct	Yds	TD	Lng	Avg/G
Carter, Tucker	8	113.88	96-167-5	57.5	1,083	4	53	135.4
Robinson, Austin	8	88.00	81-146-5	55.5	645	1	31	80.6
Bogenschutz, Blake	3	106.89	22-39-2	56.4	282	0	56	94.0
Sturm, Dalton	1	375.20	3-3-0	100.0	59	1	47	59.0
Jones, Kam	12	724.00	1-1-0	100.0	35	1	35	2.9
Total	12	106.41	203-356-12	57.0	2,104	7	56	175.3
Opponents	12	129.90	217-377-9	57.6	2,754	18	85	229.5

RECEIVING

Player	G	No.	Yds	Avg	TD	Long	Avg/G
Jones, Kam	12	34	232	6.8	0	25	19.3
Grubb, Aaron	12	23	202	8.8	0	31	16.8
Mack, Marcellus	12	22	279	12.7	1	24	23.2
Morgan II, David	9	20	255	12.8	1	25	28.3
Harrison, Kenny	12	18	229	12.7	2	53	19.1
Armstrong, Brandon	11	15	138	9.2	0	27	12.5
Williams, Jarveon	8	14	124	8.9	0	56	15.5
Monroe, Josiah	12	12	85	7.1	0	16	7.1
Hubble, Cole	12	11	170	15.5	0	30	14.2
Bias, Kenny	7	7	105	15.0	2	39	15.0
Lerch, Miles	11	6	68	11.3	0	40	6.2
Thomas Jr., Kerry	11	5	81	16.2	1	47	7.4
Glasco II, David	12	5	18	3.6	0	7	1.5
Grubb, Seth	12	3	76	25.3	0	34	6.3
Holmes, Earon	11	2	14	7.0	0	9	1.3
Freeman, Brandon	1	2	10	5.0	0	6	10.0
Hesler, Sean	5	2	-4	-2.0	0	0	-0.8
Shaw, Nate	12	1	13	13.0	0	13	1.1
Stevens, Trevor	11	1	9	9.0	0	9	0.8
Total	12	203	2,104	10.4	7	56	175.3
Opponents	12	217	2,754	12.7	18	85	229.5

INTERCEPTIONS

Player	No.	Yds	Avg	TD	Long
Wade, Triston	4	-6	-1.5	0	0
Okotcha, Bennett	1	0	0.0	0	0
Egwuagu, Michael	1	15	15.0	0	15
King, Brian	1	29	29.0	0	29
Adams III, Crosby	1	21	21.0	0	21
Sanchez, Mauricio	1	36	36.0	0	36
UTSA	9	95	10.6	0	36
Opponents	12	219	18.2	3	76

FUMBLE RETURNS

Player	No.	Yds	Avg	TD	Long
Jeters, Jens	1	3	3.0	0	3
Wheeler, Duke	1	11	11.0	0	0
Total	2	14	7.0	0	3
Opponents	2	17	8.5	1	15

KICK RETURNS

Player	No.	Yds	Avg	TD	Long
Williams, Jarveon	15	316	21.1	0	30
Jones, Kam	12	327	27.2	0	87
Grubb, Aaron	6	89	14.8	0	26
Harrison, Kenny	6	133	22.2	0	28
Hubble, Cole	1	10	10.0	0	10
Dean, Blake	1	0	0.0	0	0
Total	41	875	21.3	0	87
Opponents	31	656	21.2	0	46

PUNT RETURNS

Player	No.	Yds	Avg	TD	Long
Harrison, Kenny	24	118	4.9	0	34
Grubb, Aaron	6	27	4.5	0	10
Adams III, Crosby	2	4	2.0	0	5
Chavez, Justin	1	-4	-4.0	0	0
Hubble, Cole	0	4	0.0	0	4
Total	33	149	4.5	0	34
Opponents	24	115	4.8	0	25

TOTAL OFFENSE

Player	G	Plays	Rush	Pass	Total	Avg/G
Carter, Tucker	8	212	29	1,083	1,112	139.0
Robinson, Austin	8	212	222	645	867	108.4
Glasco II, David	12	150	570	0	570	47.5
Williams, Jarveon	8	66	325	0	325	40.6
Bogenschutz, Blake	3	55	16	282	298	99.3
Armstrong, Brandon	11	50	208	0	208	18.9
Jones, Kam	12	26	69	35	104	8.7
Sturm, Dalton	1	5	8	59	67	67.0
Mack, Marcellus	12	1	13	0	13	1.1
Harrison, Kenny	12	1	6	0	6	0.5
Bias, Kenny	7	1	5	0	5	0.7
Clay, Tyrell	2	3	5	0	5	2.5
Coleman, Treston	1	1	3	0	3	3.0
Grubb, Aaron	12	2	2	0	2	0.2
Hubble, Cole	12	1	-1	0	-1	-0.1
Team	12	10	-14	0	-14	-1.2
Total	12	796	1,466	2,104	3,570	297.5
Opponents	12	848	1,682	2,754	4,436	369.7

SCORING

Player	TD	FGs	PATs				DXP	Saf	Points
			Kick	Rush	Rcv	Pass			
Ianno, Sean	0	17-21	19-21	0-0	0	0-0	0	0	70
Glasco II, David	5	0-0	0-0	0-0	0	0-0	0	0	30
Carter, Tucker	3	0-0	0-0	0-0	0	0-0	0	0	18
Williams, Jarveon	3	0-0	0-0	0-0	0	0-0	0	0	18
Bias, Kenny	2	0-0	0-0	0-0	0	0-0	0	0	12
Harrison, Kenny	2	0-0	0-0	0-0	0	0-0	0	0	12
Thomas Jr., Kerry	1	0-0	0-0	0-0	0	0-0	0	0	6
Robinson, Austin	1	0-0	0-0	0-0	0	0-0	0	0	6
Armstrong, Brandon	1	0-0	0-0	0-0	0	0-0	0	0	6
Bogenschutz, Blake	1	0-0	0-0	0-0	0	0-0	0	0	6
Jones, Kam	1	0-0	0-0	0-0	0	0-0	0	0	6
Mack, Marcellus	1	0-0	0-0	0-0	0	0-0	0	0	6
Morgan II, David	1	0-0	0-0	0-0	0	0-0	0	0	6
Team	0	0-0	0-0	0-0	0	0-0	0	1	2
Portillo, Daniel	0	0-0	1-1	0-0	0	0-0	0	0	1
Total	22	17-21	20-22	0-0	0	0-0	0	1	205
Opponents	36	20-24	33-34	0-0	1	1-1	0	0	311

2014 UTSA INDIVIDUAL STATISTICS



FIELD GOALS

Player	FGM-FGA	Pct.	18-29	30-39	40-49	50+	Lg	Blk
Ianno, Sean	17-21	81.0	9-10	5-5	2-4	1-2	53	0
UTSA	17-21	81.0	9-10	5-5	2-4	1-2	53	0
Opponents	20-24	83.3	9-9	6-6	5-9	0-0	47	0

FG SEQUENCE

	UTSA	OPPONENTS
Houston	47,(26),(30)	—
Arizona	25	(38),(23),(44),(28)
Oklahoma State	(24),(38)	(47),(24),(20)
Florida Atlantic	(23),(53),(27)	47
New Mexico	50,(20)	—
FIU	(42),(27),(39)	(43),(24)
Louisiana Tech	(23),41,(27)	(21),(33),40
UTEP	—	(20),(47)
Rice	—	(37),42,48
Southern Miss	(41),(28),(35),(38)	(36)
Western Kentucky	—	(34)
North Texas	—	(40),(39),(29),(21)

Numbers in parentheses indicate field goal was made.

PUNTING

Player	No.	Yds	Avg	Long	TB	FC	I20	50+	Blk
Stern, Kristian	83	3,422	41.2	69	1	41	30	12	0
Carter, Tucker	1	37	37.0	37	1	0	0	0	0
UTSA	84	3,459	41.2	69	2	41	30	12	0
Opponents	69	2,809	40.7	62	4	23	20	10	0

KICKOFFS

Player	No.	Yds	Avg	TB	OB	Retn	Net	YdLn
Ianno, Sean	33	2,086	63.2	16	0	—	—	—
Portillo, Daniel	18	1,066	59.2	3	0	—	—	—
Total	51	3,152	61.8	19	0	656	39.6	25
Opponents	67	4,050	60.4	22	3	875	39.2	25

ALL-PURPOSE

Player	G	Rush	Rec	PR	KOR	IR	Tot	Avg/G
Williams, Jarveon	8	325	124	0	316	0	765	95.6
Jones, Kam	12	69	232	0	327	0	628	52.3
Glasco II, David	12	570	18	0	0	0	588	49.0
Harrison, Kenny	12	6	229	118	133	0	486	40.5
Armstrong, Brandon	11	208	138	0	0	0	346	31.5
Grubb, Aaron	12	2	202	27	89	0	320	26.7
Mack, Marcellus	12	13	279	0	0	0	292	24.3
Morgan II, David	9	0	255	0	0	0	255	28.3
Robinson, Austin	8	222	0	0	0	0	222	27.8
Hubble, Cole	12	-1	170	4	10	0	183	15.2
Bias, Kenny	7	5	105	0	0	0	110	15.7
Monroe, Josiah	12	0	85	0	0	0	85	7.1
Thomas Jr., Kerry	11	0	81	0	0	0	81	7.4
Grubb, Seth	12	0	76	0	0	0	76	6.3
Lerch, Miles	11	0	68	0	0	0	68	6.2
Sanchez, Mauricio	12	0	0	0	0	36	36	3.0
King, Brian	12	0	0	0	0	29	29	2.4
Carter, Tucker	8	29	0	0	0	0	29	3.6
Adams III, Crosby	11	0	0	4	0	21	25	2.3
Bogenschutz, Blake	3	16	0	0	0	0	16	5.3
Egwuagu, Michael	9	0	0	0	0	15	15	1.7
Holmes, Earon	11	0	14	0	0	0	14	1.3
Shaw, Nate	12	0	13	0	0	0	13	1.1
Freeman, Brandon	1	0	10	0	0	0	10	10.0
Stevens, Trevor	11	0	9	0	0	0	9	0.8
Sturm, Dalton	1	8	0	0	0	0	8	8.0
Clay, Tyrell	2	5	0	0	0	0	5	2.5
Coleman, Treston	1	3	0	0	0	0	3	3.0
Chavez, Justin	9	0	0	-4	0	0	-4	-0.4
Hesler, Sean	5	0	-4	0	0	0	-4	-0.8
Wade, Triston	12	0	0	0	0	-6	-6	-0.5
Team	12	-14	0	0	0	0	-14	-1.2
Total	12	1,466	2,104	149	875	95	4,689	390.8
Opponents	12	1,682	2,754	115	656	219	5,426	452.2

Starters Summary

Offense	QB	TB	FB	WR	WR	TE	LT	LG	C	RG	RT
at Houston	Carter	Glasco II	Shaw	Jones	Mack	Morgan II	Harris	Inskeep	Leonard	Cavanaugh	Gray
Arizona	Carter	Glasco II	A.Grubb (WR)	Jones	Mack	Morgan II	Harris	Inskeep	Leonard	Cavanaugh	Gray
at Oklahoma State	Carter	Glasco II	Shaw	Jones	Mack	Morgan II	Harris	Inskeep	Leonard	Cavanaugh	Walker
at Florida Atlantic	Carter	Glasco II	Hubble (TE)	Jones	Mack	Morgan II	Harris	Inskeep	Leonard	Cavanaugh	Walker
New Mexico	Carter	Glasco II	Shaw	Jones	Mack	Hubble	Harris	Inskeep	Leonard	Cavanaugh	Walker
FIU	Bogenschutz	Glasco II	Shaw	Jones	Mack	Hubble	Harris	Inskeep	Leonard	Rion	Walker
at Louisiana Tech	Robinson	Glasco II	A.Grubb (WR)	Jones	Mack	Hubble	Harris	Inskeep	Leonard	Rion	Walker
UTEP	Robinson	Glasco II	A.Grubb (WR)	Jones	Mack	Hubble	Gray	Rion	Leonard	Cavanaugh	Walker
at Rice	Carter	Glasco II	Shaw	Jones	Mack	Morgan II	Harris	Inskeep	Leonard	Rion	Gray
Southern Miss	Robinson	Glasco II	Shaw	Jones	Mack	Morgan II	Harris	Inskeep	Leonard	Rion	Gray
Western Kentucky	Robinson	Glasco II	Shaw	Jones	Mack	Harrison (WR)	Harris	Inskeep	Leonard	Rion	Walker
North Texas	Carter	Glasco II	Shaw	Jones	Mack	Hubble	Harris	Inskeep	Leonard	Rion	Walker
Defense	DE	DT	DT	DE	LB (MIKE)	LB (HAWK)	SS (DAWG)	SS (ROVER)	FS	CB	CB
at Houston	Singletary	Macon	Mabry	Rogers	Douglas	Jeters	Johnston	Sanchez	Wade	Okotcha	Starling
Arizona	Rogers	Macon	Mabry	Neill	Douglas	Jeters	Johnston	Sanchez	Wade	Okotcha	Starling
at Oklahoma State	Singletary	Macon	Mabry	Neill	Douglas	Jeters	Dahlquist	Sanchez	Wade	Okotcha	Starling
at Florida Atlantic	Singletary	Price	Mabry	Neill	Douglas	Jeters	Dahlquist	Sanchez	Wade	Okotcha	Starling
New Mexico	Singletary	Macon	Mabry	Neill	Douglas	Jeters	Dahlquist	Sanchez	Wade	Okotcha	Starling
FIU	Singletary	Burge	Mabry	Rogers	Douglas	Jeters	Dahlquist	Sanchez	Wade	Okotcha	Starling
at Louisiana Tech	Singletary	Burge	Mabry	Rogers	Douglas	Jeters	Dahlquist	King	Wade	Okotcha	Starling
UTEP	Singletary	Macon	Mabry	Rogers	Douglas	Jeters	Dahlquist	King	Wade	Okotcha	Starling
at Rice	Singletary	Macon	Mabry	Rogers	Douglas	Jeters	Egwuagu	Sanchez	Wade	Okotcha	Starling
Southern Miss	Singletary	Macon	Mabry	Rogers	Jeters	Curry	Egwuagu	King	Wade	Okotcha	Starling
Western Kentucky	Singletary	Macon	Mabry	Rogers	Douglas	Jeters	Egwuagu	King	Wade	Okotcha	Starling
North Texas	Singletary	Macon	Mabry	Rogers	Douglas	Jeters	Wheeler	King	Wade	Adams III	Starling



2014 UTSA DEFENSIVE STATISTICS

#	Player	GP-GS	Tackles			TFL/Yds	Sacks		Pass Def		QBH	Fumbles		Blkd	
			Solo	Ast	Total		No-Yards	Int-Yds	BrUp	Rcv-Yds		FF	Kick	Saf	
7	Wade, Triston	12-12	47	39	86	0.5-1		4-6	10			2-0	1		
42	Jeters, Jens	12-12	34	51	85	4-13	1-6		1	1		2-3	1		
32	Douglas, Drew	11-11	36	35	71	7-13	1-6		1				1		
50	Singletary, Robert	12-11	33	36	69	8.5-36	3.5-19		4	4		1-0	4		
97	Mabry, Ashaad	12-12	18	31	49	6-14	1-2		1	1		1-0			
25	Sanchez, Mauricio	12-7	24	22	46	4-9		1-36	2						
10	King, Brian	12-5	20	26	46	0.5-1		1-29	4						
43	Rogers, Cody	12-9	22	24	46	10-22	2.5-9		1	4					
8	Egwuagu, Michael	9-3	19	22	41	3-7		1-15	1				1		
61	Burge, Richard	9-2	6	26	32	2.5-9	1-3			1					
24	Starling, Darrien	12-12	20	11	31	0.5-1			5						
4	Adams III, Crosby	11-1	16	13	29	0.5-1		1-21	4				1		
96	Neill, Jason	12-4	17	12	29	6.5-30	3.5-20		1	3			2		
33	Dahlquist, Chase	12-6	13	14	27	2-6						1-0			
91	Price, Brian	9-1	6	17	23	3-12	2-8			3					
58	Macon, Ferrington	12-9	10	13	23	1-5	1-5								
21	Okotcha, Bennett	12-11	16	7	23			1-0	4						
37	Wheeler, Duke	11-1	13	9	22	2-3			2			2-11	1		
94	Brooks, Codie	8-0	8	13	21	2.5-15			1	1					
22	Johnston, Nic	4-2	6	12	18	2-5			1	1					
53	Curry, Marcos	10-1	4	12	16										
93	Davenport, Marcus	11-0	6	8	14	3-20	3-20			1					
26	Baker, Trevor	11-0	8	3	11				2						
90	Ubabuikie, Kennedy	6-0	2	7	9	1.5-6	0.5-0								
23	Broussard, Tevin	10-0	2	6	8										
52	Terry, Blake	3-0	1	6	7										
20	Brown, Andre	8-0	5	1	6										
56	Miller, Dalton	9-0	3	2	5	1-5	1-5								
30	Chavez, Justin	9-0	2	2	4										
3	Dye Jr., Stanley	1-0	1	3	4				1						
95	Medrano, Jesse	9-0	2	1	3										
81	Bias, Kenny	7-0		2	2										
18	Harrison, Kenny	12-1	2		2										
75	Lee Jr., Anthony	5-0		2	2										
92	Ianno, Sean	11-0	1	1	2										
29	Robichaux, Ragan	1-0		2	2										
27	Shaw, Nate	12-8	1		1										
49	Bayliss, Matt	4-0		1	1										
76	Walker, Josh	10-8	1		1										
86	Grubb, Seth	12-0	1		1										
15	Monroe, Josiah	12-0	1		1										
11	Gaines, Nate	10-0	1		1										
16	Blow Jr., Fred	6-0		1	1										
88	Grubb, Aaron	12-3	1		1										
11	Glasco II, David	12-12	1		1										
14	Bailey, N'Keal	3-0							1						
9	Mack, Marcellus	12-12										1-0			
TM	Team	12-0	1		1								1	1	
	Total	12	431	493	924	71-234	21-103	9-95	47	20	10-14	13	1	1	
	Opponents	12	470	345	815	85-350	29-186	12-219	44	28	10-17	10	1	1	

Team Captains

at Houston — Richard Burge, Tucker Carter

Arizona — David Glasco II, Cole Hubble, Ashaad Mabry, Mauricio Sanchez

at Oklahoma State — Cody Harris, Ashaad Mabry, Cody Rogers, Nate Shaw

at Florida Atlantic — Tucker Carter, Scott Inskeep, Ferrington Macon, Triston Wade

New Mexico — Tucker Carter, Scott Inskeep, Ferrington Macon, Triston Wade

FIU — Tucker Carter, Scott Inskeep, Ferrington Macon, Triston Wade

at Louisiana Tech — Tucker Carter, Scott Inskeep, Ferrington Macon, Triston Wade

UTEP — David Glasco II, Cole Hubble, Ferrington Macon, Triston Wade

at Rice — Tucker Carter, Kam Jones, Ferrington Macon, Triston Wade

Southern Miss — Kam Jones, Nate Leonard, Ferrington Macon, Triston Wade

Western Kentucky — Seth Grubb, Ferrington Macon, Nate Shaw, Triston Wade

North Texas — Tucker Carter, Scott Inskeep, Ferrington Macon, Triston Wade



INDIVIDUAL

Rushes	25	David Glasco II at Houston (8/29)
Rushing Yards	108	David Glasco II vs. Southern Miss (11/13)
Rushing TDs	2	David Glasco II at Houston (8/29)
		Tucker Carter at Florida Atlantic (9/27)
Long Rush	70	David Glasco II vs. Southern Miss (11/13)
Passing Attempts	44	Austin Robinson vs. Southern Miss (11/13)
Passing Completions	27	Austin Robinson vs. Southern Miss (11/13)
Passing Yards	277	Tucker Carter vs. North Texas (11/29)
Passing TDs	2	Tucker Carter vs. North Texas (11/29)
Long Pass	56	Blake Bogenschutz vs. New Mexico (10/4)
Receptions	6	Kam Jones vs. Southern Miss (11/13)
Receiving Yards	77	Marcellus Mack vs. New Mexico (10/4)
Receiving TDs	1	David Morgan II vs. Arizona (9/4)
		Kenny Harrison at Florida Atlantic (9/27)
		Kenny Harrison at Louisiana Tech (10/18)
		Kenny Bias at Rice (11/8)
		Kerry Thomas Jr. at Western Kentucky (11/22)
		Marcellus Mack vs. North Texas (11/29)
		Kenny Bias vs. North Texas (11/29)
Long Reception	56	Jarveon Williams vs. New Mexico (10/4)
Field Goals	3	Sean Ianno at Florida Atlantic (9/27)
		Sean Ianno vs. FIU (10/11)
Long Field Goal	53	Sean Ianno at Florida Atlantic (9/27)
Punts	11	Kristian Stern at Oklahoma State (9/13)
		Kristian Stern vs. UTEP (10/25)
Punting Avg	46.0	Kristian Stern at Oklahoma State (9/13)
Long Punt	69	Kristian Stern at Oklahoma State (9/13)
Punts Inside 20	4	Kristian Stern vs. FIU (10/11)
		Kristian Stern vs. Southern Miss (11/13)
		Kristian Stern at Western Kentucky (11/22)
Long Punt Return	34	Kenny Harrison vs. Arizona (9/4)
Long Kickoff Return	87	Kam Jones at Florida Atlantic (9/27)
Tackles	12	Jens Jeters vs. Southern Miss (11/13)
Sacks	3.0	Robert Singletary vs. FIU (10/11)
Tackles For Loss	4.5	Robert Singletary vs. FIU (10/11)
Interceptions	1	Triston Wade at Houston (8/29)
		Crosby Adams III at Houston (8/29)
		Bennett Okotcha at Houston (8/29)
		Mauricio Sanchez at Houston (8/29)
		Michael Egwuagu vs. FIU (10/11)
		Triston Wade vs. FIU (10/11)
		Triston Wade at Louisiana Tech (10/18)
		Brian King at Rice (11/8)
		Triston Wade vs. Southern Miss (11/13)

TEAM

Rushes	50	at Houston (8/29)
Rushing Yards	175	vs. North Texas (11/29)
Yards Per Rush	5.3	vs. North Texas (11/29)
Rushing TDs	3	at Houston (8/29)
		at Florida Atlantic (9/27)
		vs. North Texas (11/29)
Passing Attempts	44	vs. Southern Miss (11/13)
Passing Completions	27	vs. Southern Miss (11/13)
Passing Yards	277	vs. North Texas (11/29)
Yards Per Pass	9.6	vs. North Texas (11/29)
Passing TDs	2	vs. North Texas (11/29)
Total Plays	81	vs. Southern Miss (11/13)
Total Offense	453	vs. North Texas (11/29)
Yards Per Play	7.3	vs. North Texas (11/29)
Points	37	at Florida Atlantic (9/27)
Sacks By	4	at Houston (8/29)
		at Oklahoma State (9/13)
First Downs	23	vs. Arizona (9/4)
		at Florida Atlantic (9/27)
		vs. Southern Miss (11/13)
Penalties	14	at Houston (8/29)
Penalty Yards	124	at Western Kentucky (11/22)
Turnovers	4	at Louisiana Tech (10/18)
Interceptions By	4	at Houston (8/29)
Punts	11	at Oklahoma State (9/13)
		vs. UTEP (10/25)
Punting Avg	46.0	at Oklahoma State (9/13)
Long Punt	69	at Oklahoma State (9/13)
Punts Inside 20	4	vs. FIU (10/11)
		vs. Southern Miss (11/13)
		at Western Kentucky (11/22)
Long Punt Return	34	vs. Arizona (9/4)

OPPONENT INDIVIDUAL

Rushes	30	Nick Wilson, Arizona (9/4)
Rushing Yards	174	Nick Wilson, Arizona (9/4)
Rushing TDs	2	Desmond Roland, Oklahoma State (9/13)
Long Rush	77	Jhurrell Pressley, New Mexico (10/4)
Passing Attempts	43	John O'Korn, Houston (8/29)
		Andrew McNulty, North Texas (11/29)
Passing Completions	26	Brandon Doughty, Western Kentucky (11/22)
Passing Yards	346	Brandon Doughty, Western Kentucky (11/22)
Passing TDs	5	Brandon Doughty, Western Kentucky (11/22)
Long Pass	85	Anu Solomon, Arizona (9/4)
Receptions	10	Carlos Harris, North Texas (11/29)
Receiving Yards	143	Cayleb Jones, Arizona (9/4)
Receiving TDs	2	Jared Dangerfield, Western Kentucky (11/22)
Long Reception	85	Cayleb Jones, Arizona (9/4)
Field Goals	4	Casey Skowron, Arizona (9/4)
		Trevor Moore, North Texas (11/29)
Long Field Goal	47	Ben Grogan, Oklahoma State (9/13)
		Jay Mattox, UTEP (10/25)
Punts	8	Kip Smith, Oklahoma State (9/13)
Punting Avg	51.0	Dalton Schomp, Florida Atlantic (9/27)
Long Punt	62	Dalton Schomp, Florida Atlantic (9/27)
Punts Inside 20	4	Jay Mattox, UTEP (10/25)
Long Punt Return	25	Bryce Callahan, Rice (11/8)
Long Kickoff Return	46	Lucky Whitehead, Florida Atlantic (9/27)
		Carlos Henderson, Louisiana Tech (10/18)
Tackles	16	Derrick Mathews, Houston (8/29)
		Jared Tevis, Arizona (9/4)
Sacks	2.0	Josh Furman, Oklahoma State (9/13)
		Gavin Rocker, Western Kentucky (11/22)
Tackles For Loss	2.5	Vontarris Dora, Louisiana Tech (10/18)
		Brian Nordstrom, Rice (11/8)
		Gavin Rocker, Western Kentucky (11/22)
Interceptions	2	Terrell Pinson, Louisiana Tech (10/18)

OPPONENT TEAM

Rushes	56	Rice (11/8)
Rushing Yards	283	New Mexico (10/4)
Yards Per Rush	5.9	New Mexico (10/4)
Rushing TDs	3	New Mexico (10/4)
Passing Attempts	50	Houston (8/29)
Passing Completions	26	Western Kentucky (11/22)
Passing Yards	346	Western Kentucky (11/22)
Yards Per Pass	10.6	UTEP (10/25)
Passing TDs	5	Western Kentucky (11/22)
Total Plays	84	Rice (11/8)
Total Offense	477	Oklahoma State (9/13)
Yards Per Play	7.4	Western Kentucky (11/22)
Points	45	Western Kentucky (11/22)
Sacks By	5	New Mexico (10/4)
First Downs	25	Florida Atlantic (9/27)
		Western Kentucky (11/22)
Penalties	10	Louisiana Tech (10/18)
Penalty Yards	85	Louisiana Tech (10/18)
Turnovers	6	Houston (8/29)
Interceptions By	3	Louisiana Tech (10/18)
Punts	8	Oklahoma State (9/13)
		Louisiana Tech (10/18)
Punting Avg	46.1	UTEP (10/25)
Long Punt	62	Florida Atlantic (9/27)
Punts Inside 20	4	UTEP (10/25)
Long Punt Return	25	Rice (11/8)



2014 UTSA GAME CAPSULES

« GAME 1 — FRIDAY, AUG. 29 » UTSA 27, HOUSTON 7 HOUSTON, TEXAS (TDECU STADIUM)

HOUSTON — UTSA scored the first 27 points of the game and never looked back in spoiling Houston's TDECU Stadium debut with a dominating 27-7 victory in the season opener for both teams on Friday night.

Playing in front of a capacity crowd of 40,755 fans, the Roadrunners forced a school-record six turnovers (four interceptions/two fumble recoveries), posted a 35:30-22:14 advantage in time of possession and held the Cougars to just 208 yards of offense in improving to 4-0 all-time in season openers, the last three of which have come away from the Alamo City.

UTSA piled up 142 yards on the ground with 115 coming after halftime when the Birds held the ball for nearly 23 of the 30 minutes. David Glasco II rushed for a game-high 81 yards and a pair of touchdowns on 25 carries, while Jarveon Williams added 54 and a score on a dozen attempts.

Defensively, Crosby Adams III, Bennett Okotcha, Mauricio Sanchez and Triston Wade all registered picks, while Chase Dahlquist and Jens Jeters recovered fumbles to help UTSA establish a new school record for forced turnovers. Nic Johnston led a unit that surrendered just 208 total yards (-26 rush/234 pass) with eight tackles.

UTSA held Houston to 66 yards and forced three Houston turnovers to go along with eight three- and-outs in building a 14-0 halftime lead.

Cougars punter Dylan Seibert fumbled a snap and was tackled at his own 3-yard line midway through the first quarter and, on the next play, Glasco II scampered around the left side for his first touchdown of the night to give the visitors an early 7-0 advantage.

Wade came up with a key interception, his school-record ninth career theft, early in the second quarter to thwart a Houston drive at the 3-yard line. UTSA was unable to produce points off that turnover, but Adams III stepped in front of a John O'Korn sideline pass on the first play of the Cougars' next drive.

The Roadrunners again were unable to capitalize, but they did take advantage of good field position just before intermission.

Making his first career start, quarterback Tucker Carter led UTSA on a four-play, 56-yard scoring drive that was highlighted by a 34-yard pass to Seth Grubb down to the 2-yard line. Glasco II reached paydirt on the next play for his school-record 17th rushing TD.

UTSA used the run game (21 rushes for 85 yards) to dominate time of possession in the third quarter, holding the ball for 12:59 seconds during the stanza.

The Birds' opening drive of the second half went 13 plays (11 rushes) for 60 yards and took 6:53 off the clock. Williams capped the march with an 11-yard dash up the middle on a draw play.

Okotcha joined the turnover party when he picked off O'Korn at the Houston 45. UTSA then went 11 plays (10 rushes) for 36 yards in 5:45 and ended with a 24-yard field goal from Sean Ianno.

Ianno extended the Roarunners' lead to 27-0 with a 30-yard field goal with four minutes to play.

Houston ended UTSA's shot at its first-ever shutout on Ryan Jackson's 2-yard TD run with 1:04 remaining.

Carter threw for 121 yards on 15-of-24 passing, finding Marcellus Mack three times for a team-best 37 yards.

O'Korn was 21-of-43 for 204 yards but was sacked four times. Deontay Greenberry led all receivers with six catches for 96 yards.

Attendance: 40,755	1	2	3	4	Final
UTSA (1-0)	7	7	10	3	27
Houston (0-1)	0	0	0	7	7

SCORING SUMMARY

1st	6:50	UTSA	David Glasco II 3-yd run (Sean Ianno kick)	1-3, 0:04
2nd	0:42	UTSA	Glasco II 2-yd run (Ianno kick)	4-56, 0:43
3rd	8:07	UTSA	Jarveon Williams 11-yd run (Ianno kick)	13-60, 6:53
	1:15	UTSA	Ianno 26-yd field goal	11-36, 5:45
4th	4:04	UTSA	Ianno 30-yd field goal	9-28, 5:40
	1:04	UH	Ryan Jackson 2-yd run (Kyle Bullard kick)	12-70, 3:00

	UTSA	UH
FIRST DOWNS	17	18
RUSHES-YARDS (NET)	50-142	23-(-26)
PASSING YARDS (NET)	121	234
Passes: Comp-Att-Int	15-24-0	25-50-4
TOTAL OFFENSE PLAYS-YARDS	74-263	73-208
Fumble Returns-Yards	0-0	0-0
Punt Returns-Yards	5-(-4)	1-0
Kickoff Returns-Yards	2-45	6-89
Interception Returns-Yards	4-57	0-0
Punts (No-Avg)	8-40.9	6-39.0
Fumbles-Lost	3-1	5-2
Penalties-Yards	14-115	9-47
Time of Possession	37:46	22:14
Third-Down Conversions	5-17	4-16
Fourth-Down Conversions	1-1	2-4
Red-Zone Scores-Chances	5-5	1-3
Sacks By: Number-Yards	4-24	2-18

RUSHING: UTSA — Glasco II 25-81; Williams 12-54; Jones 2-12; Grubb, A 2-12; Carter 8-(-3). UH — Farrow 7-21; Jackson 6-14; O'Korn 1-(-5); Seibert 1-(-42).

PASSING: UTSA — Carter 15-24-0-121. UH — O'Korn 21-43-4-204; Cosh 4-7-0-30.

RECEIVING: UTSA — Jones 4-17; Mack 3-37; Williams 3-1; Grubb, A 2-12; Grubb, S 1-34; Morgan II 1-13; Thomas Jr. 1-7. UH — Greenberry 6-96; Ward Jr. 5-21; Jackson 4-12; Ayers 3-24; Spencer 3-22; Dunbar 2-31; Farrow 1-17; Ambles 1-11.

INTERCEPTIONS: UTSA — Sanchez 1-36; Adams III 1-21; Okotcha 1-0; Wade 1-0. UH — None.

FUMBLES: UTSA — Harrison 2-1; Carter 1-0. UH — Jackson 1-0; O'Korn 1-0; Team 1-1; Ambles 1-1; Seibert 1-0.

« GAME 2 — THURSDAY, SEPT. 4 » ARIZONA 26, UTSA 23 SAN ANTONIO, TEXAS (ALAMODOME)

SAN ANTONIO (AP) — Nick Wilson is off to a fast start for the Arizona Wildcats.

The freshman ran for 174 yards on 30 carries, and his go-ahead touchdown changed the momentum in Arizona's 26-23 victory over UTSA on Thursday night.

Wilson gave Arizona a 20-16 lead with a 2-yard run with 26 seconds left in the first half.

Cayleb Jones had an 85-yard scoring reception for Arizona on the first play from scrimmage, and redshirt freshman Anu Solomon was 17 of 32 for 231 yards after throwing for 425 yards and four touchdowns against UNLV.

UTSA coach Larry Coker, who started the school's program in 2011 after his national-title stint at Miami, thought Arizona's touchdown at the end of the half changed the game.

"We had momentum, and they had that last score in the first half and got it back," Coker said. "If we had gone in ahead like we were, it could have changed the outcome."

Casey Skowron made four field goals, converting from 44 and 28 yards in the third quarter to make it 26-16.

The Roadrunners, coming off a 20-point victory in their opener at Houston, pulled within three on David Glasco II's 3-yard run midway through the fourth quarter.

Arizona intercepted two of Tucker Carter's passes in the final 1 1/2 minutes to seal the game, though the final pick off was nullified by a penalty.

The Wildcats had 452 yards of offense after setting a school record with 787 yards against UNLV.

It looked as if it would be another blowout shortly after the opening kickoff. On the next play, Solomon flared a conservative sideline pass at Jones close to Arizona's 30. Jones eluded a tackle and scored on the 85-yarder 18 seconds into the game.

Arizona scored on the next possession as well after holding UTSA to three plays and a punt. The Wildcats got inside the 20 before Solomon was sacked by defensive tackle Ferrington Macon, which brought out Skowron for a 38-yard field goal and a 10-0 lead less than 5 minutes into the game.

UTSA responded by going 85 yards for a touchdowns, using 11 plays and 5 minutes off the clock just before the end of the first quarter. Carter, who ran twice during the drive for 28 yards, got the Roadrunners on the board with a 10-yard scoring completion to tight end David Morgan II.

Carter finished with 228 yards and a TD on 22-of-33 passing.

After giving up Skowron's 23-yard field goal, the Roadrunners took a 14-13 lead on Kam Jones' 18-yard run.

It went to 16-13 with 4:43 before halftime when the spread-offense deep snap was high to Solomon, who scooped up the loose ball in his own end zone and was chased out of the end zone for a safety.

Attendance: 33,472	1	2	3	4	Final
Arizona (2-0)	10	10	6	0	26
UTSA (1-1)	7	9	0	7	23

SCORING SUMMARY

1st	14:42	UA	Cayleb Jones 85-yd pass from Anu Solomon (Casey Skowron kick)	1-85, 0:18
	11:05	UA	Skowron 38-yd field goal	7-38, 2:10
	0:55	UTSA	David Morgan II 10-yd pass from Tucker Carter (Sean Ianno kick)	11-85, 5:01
2nd	12:11	UA	Skowron 23-yd field goal	12-69, 3:44
	8:47	UTSA	Kam Jones 18-yd run (Ianno kick)	9-79, 3:24
	4:43	UTSA	Team safety	
	0:26	UA	Nick Wilson 2-yd run (Skowron kick)	8-85, 2:42
3rd	8:31	UA	Skowron 44-yd field goal	11-57, 3:50
	4:12	UA	Skowron 28-yd field goal	10-38, 2:31
4th	7:32	UTSA	David Glasco II 3-yd run (Ianno kick)	8-80, 3:05

	UA	UTSA
FIRST DOWNS	22	23
RUSHES-YARDS (NET)	44-223	39-121
PASSING YARDS (NET)	231	228
Passes: Comp-Att-Int	17-32-0	22-33-1
TOTAL OFFENSE PLAYS-YARDS	76-454	72-349
Fumble Returns-Yards	0-0	0-0
Punt Returns-Yards	1-18	2-42
Kickoff Returns-Yards	1-15	6-102
Interception Returns-Yards	1-0	0-0
Punts (No-Avg)	5-39.4	7-34.6
Fumbles-Lost	0-0	1-0
Penalties-Yards	8-73	6-53
Time of Possession	26:56	33:04
Third-Down Conversions	4-15	3-12
Fourth-Down Conversions	0-1	1-1
Red-Zone Scores-Chances	5-5	3-4
Sacks By: Number-Yards	3-17	2-15

RUSHING: UA — Wilson 30-174; Baker 4-32; Solomon 8-11; Phillips 1-8. UTSA — Glasco II 12-35; Williams 7-34; Carter 9-15; Armstrong 3-15; Jones 3-10; Robinson 2-8; Harrison 1-6.

PASSING: UA — Solomon 17-32-0-231. UTSA — Carter 22-33-1-228.

RECEIVING: UA — Grant 6-54; Jones 4-143; Richards 2-13; Hill 2-9; Phillips 2-6; Griffey 1-6. UTSA — Morgan II 5-76; Armstrong 4-22; Jones 3-33; Grubb, A 2-38; Harrison 2-15; Freeman 2-10; Williams 2-7; Hubble 1-22; Mack 1-5.

INTERCEPTIONS: UA — Tevis 1-0. UTSA — None.

FUMBLES: UA — None. UTSA — Carter 1-0.



« GAME 3 — SATURDAY, SEPT. 13 » OKLAHOMA STATE 43, UTSA 13 STILLWATER, OKLA. (BOONE PICKENS STADIUM)

« GAME 4 — SATURDAY, SEPT. 27 » FLORIDA ATLANTIC 41, UTSA 37 BOCA RATON, FLA. (FAU STADIUM)

STILLWATER, Okla. — Oklahoma State scored 27 unanswered points after falling into an early 3-0 hole and the Cowboys cruised to a 43-13 victory against UTSA on Saturday night at Boone Pickens Stadium.

Daxx Garman completed 16 passes for the Cowboys (2-1) and they went for 315 yards and two touchdowns. Meanwhile, Desmond Roland rushed for a game-high 95 yards and two scores on 21 carries, while Rennie Childs added 44 yards on 13 totes.

Kenny Harrison's 31-yard punt return following an Oklahoma State three-and-out on its first possession helped set up the first points of the night, a 24-yard field goal by Sean Ianno. Tucker Carter's 14-yard pass to Aaron Grubb on 3rd-and-11 kept the seven-play, 20-yard drive alive.

The Cowboys quickly responded with a 12-play, 75-yard touchdown march that was capped by Roland's plunge from 1-yard out. A pair of third-down penalties by the Roadrunners (1-2) enabled OSU to continue the possession.

The lead grew to 14-3 when Garman connected with James Washington on a 33-yard scoring pass with 90 seconds remaining in the opening stanza. That possession covered 83 yards in only five plays and took 1:46 off the clock.

Garman's second TD pass of the contest came at the 2:27 mark of the second stanza when he hooked up with Brandon Sheperd for 18 yards.

Ben Grogan added a 47-yard field goal with four seconds left in the first half and he opened the scoring after intermission with a 24-yarder that made it 27-3.

Carter was 7-for-15 for 51 yards in the first 60 minutes, but he was replaced by Blake Bogenschutz after halftime due to injury.

Bogenschutz connected on 8-of-14 passes for 82 yards and he added a 24-yard rushing TD in the third quarter. The Carthage native became the fifth true freshman to play for the Roadrunners this season.

David Morgan II led the UTSA receiving corps for the second consecutive outing with four receptions for 54 yards. The junior tight end has hauled in nine throws for 130 yards (14.4 avg.) in the past two contests.

The fourth quarter saw Ianno drill a 38-yard field goal, Roland again score from 1-yard out, Grogan boot his third field goal of the night, a 20-yarder, and Ashton Lampkin returned an interception 50 yards to paydirt on the game's final play to close out the scoring.

The Cowboys outgained UTSA, 477-206, and forced the Roadrunners to punt a program-record 11 times by limiting them to just three third-down conversions in 17 attempts.



Attendance: 54,577	1	2	3	4	Final
UTSA (1-2)	3	0	7	3	13
Oklahoma State (2-1)	14	10	3	16	43

SCORING SUMMARY

1st	9:09	UTSA	Sean Ianno 24-yd field goal	7:20; 3:01
	5:28	OSU	Desmond Roland 1-yd run (Ben Grogan kick)	12:75; 3:41
	1:30	OSU	James Washington 33-yd pass from Daxx Garman (Grogan kick)	5:83; 1:46
2nd	2:27	OSU	Brandon Sheperd 18-yd pass from Daxx Garman (Grogan kick)	5:62; 1:49
	0:04	OSU	Grogan 47-yd field goal	8:48; 1:29
3rd	10:48	OSU	Grogan 24-yd field goal	10:68; 4:12
	6:03	UTSA	Blake Bogenschutz 24-yd run (Ianno kick)	6:73; 2:40
4th	14:14	UTSA	Ianno 38-yd field goal	5:10; 1:26
	8:56	OSU	Roland 1-yd run (Grogan kick)	5:78; 1:27
	0:41	OSU	Grogan 20-yd field goal	13:70; 4:54
	0:00	OSU	Ashton Lampkin 50-yd interception return	

	UTSA	OSU
FIRST DOWNS	11	24
RUSHES-YARDS (NET)	35-73	49-162
PASSING-YARDS (NET)	133	315
Passes: Comp-Att-Int	15-29-1	16-30-0
TOTAL OFFENSE PLAYS-YARDS	64-206	79-477
Fumble Returns-Yards	0-0	0-0
Punt Returns-Yards	5-36	4-12
Kickoff Returns-Yards	7-118	0-0
Interception Returns-Yards	0-0	1-50
Punts (No-Avg)	11-46.0	8-43.1
Fumbles-Lost	0-0	0-0
Penalties-Yards	5-74	5-45
Time of Possession	30:27	29:33
Third-Down Conversions	3-17	8-18
Fourth-Down Conversions	0-1	0-0
Red-Zone Scores-Chances	2-2	5-5
Sacks By: Number-Yards	4-12	3-13

RUSHING: UTSA — Glasco II 9-27; Williams 6-17; Bogenschutz 7-13; Armstrong 5-9; Carter 7-8; Jones 1-1; OSU — Roland 21-95; Childs 13-44; Hill 7-29; Taylor 2-2; Garman 6-18.

PASSING: UTSA — Carter 7-15-0-51; Bogenschutz 8-14-1-82. OSU — Garman 16-30-0-315.

RECEIVING: UTSA — Morgan II 4-54; Grubb, A 3-26; Mack 2-22; Monroe 2-11; Hubble 1-7; Armstrong 1-6; Jones 1-4; Lerch 1-3. OSU — Ateman 4-70; Seales 2-75; Glidden 2-58; Hays 2-13; Hill 2-12; Washington 1-33; Lacy 1-19; Sheperd 1-18; Jarwin 1-17.

INTERCEPTIONS: UTSA — None. OSU — Lampkin 1-50.

FUMBLES: UTSA — None. OSU — None.

BOCA RATON, Fla. — Jaquez Johnson's 15-yard touchdown pass to Nate Terry with 20 seconds remaining capped a furious fourth-quarter rally over the final eight minutes and Florida Atlantic stunned UTSA by a score of 41-37 on Saturday night in the Conference USA opener for both teams.

Johnson, who was 24-of-34 for 295 yards and four total scores (3 pass/1 rush), helped the Owls (2-3, 1-0 C-USA) overcome a 10-point deficit in the final frame by completing a dozen passes for 175 yards and two TDs.

After Sean Ianno gave the Roadrunners (1-3, 0-1 C-USA) a 37-27 lead with his third field goal of the contest, a 27-yarder with 7:54 remaining, Johnson promptly led FAU on an 11-play, 75-yard touchdown march that culminated in a 21-yard scoring toss to Lucky Whitehead with 4:10 to go.

UTSA was unable to take much time off the clock on its ensuing possession, but Kristian Stern's 47-yard punt pinned the Owls at their own 7-yard line with 2:15 left on the clock.

Three consecutive Johnson rushes, including a 7-yarder on 3rd-and-4, netted 13 yards and put the ball at the Florida Atlantic 20. The junior signal caller quickly went to work in the air and connected on passes of 10 and 36 yards to Jenson Stoshak and Whitehead, respectively, which enabled the Owls to reach the UTSA 34. A Johnson 2-yard rush followed and he later completed a 12-yard pass to Alex Deleon to set up a 1st-and-10 from the Roadrunners' 20. Following an incompletion, a UTSA offsides penalty moved the ball to the 15 and Johnson hooked up with Terry on the next play to put FAU in front.

The Roadrunners had a chance to win the game with seven seconds remaining following Kam Jones' program-record 87-yard kickoff return, but Tucker Carter passes intended for Cole Hubble and Marcellus Mack from the 13-yard line fell incomplete and the Owls put an end to UTSA's five-game C-USA winning streak that dated back to last season.

Carter finished the night 20-of-39 for 272 yards and one touchdown and he added a pair of scores on the ground. David Morgan II led the Roadrunners with four receptions that went for 53 yards and Kenny Harrison added 67 on two catches, including a 53-yard TD with four seconds remaining in the first half that sent UTSA into the locker room with a 24-20 advantage. David Glasco II rushed 18 times for a game-high 85 yards.

Whitehead led Florida Atlantic with seven receptions for 79 yards and Stoshak added five for 95, including a 47-yard score late in the opening quarter. Jay Warren added 73 rushing yards on just 14 carries, while Johnson racked up 37 on 15 totes.

Attendance: 13,928	1	2	3	4	Final
UTSA (1-3, 0-1)	10	14	7	6	37
Florida Atlantic (2-3, 1-0)	7	13	7	14	41

SCORING SUMMARY

1st	13:59	UTSA	Tucker Carter 1-yd run (Sean Ianno kick)	2:22; 0:54
	9:27	UTSA	Ianno 23-yd field goal	6:18; 2:56
	0:24	FAU	Jenson Stoshak 47-yd pass from Jaquez Johnson (Greg Joseph kick)	2:59; 0:31
2nd	8:42	UTSA	David Glasco II 1-yd run (Ianno kick)	12:72; 3:28
	4:09	FAU	Cre von LeBlanc 76-yd interception return (Joseph kick)	
	0:22	FAU	Johnson 24-yd run (kick failed)	5:58; 0:58
	0:04	UTSA	Kenny Harrison 53-yd pass from Carter (Ianno kick)	1:53; 0:18
3rd	8:16	UTSA	Carter 3-yd run (Ianno kick)	15:75; 6:44
	3:17	FAU	Tony Moore 2-yd run (Joseph kick)	11:75; 4:59
4th	14:04	UTSA	Ianno 53-yd field goal	9:39; 4:13
	7:54	UTSA	Ianno 27-yd field goal	11:72; 4:06
	4:10	FAU	Lucky Whitehead 21-yd pass from Johnson (Joseph kick)	11:75; 3:44
	0:20	FAU	Nate Terry 15-yd pass from Johnson (Joseph kick)	9:93; 1:55

	UTSA	FAU
FIRST DOWNS	23	25
RUSHES-YARDS (NET)	40-140	33-114
PASSING-YARDS (NET)	272	295
Passes: Comp-Att-Int	20-39-2	24-34-0
TOTAL OFFENSE PLAYS-YARDS	79-412	67-409
Fumble Returns-Yards	1-3	0-0
Punt Returns-Yards	0-0	2-4
Kickoff Returns-Yards	5-186	3-86
Interception Returns-Yards	0-0	2-85
Punts (No-Avg)	4-44.5	4-46.0
Fumbles-Lost	0-0	2-2
Penalties-Yards	6-50	5-52
Time of Possession	32:17	27:43
Third-Down Conversions	10-18	8-14
Fourth-Down Conversions	1-1	0-0
Red-Zone Scores-Chances	5-6	3-3
Sacks By: Number-Yards	3-17	1-6

RUSHING: UTSA — Glasco II 18-85; Williams 8-31; Carter 7-12; Jones 4-11; Armstrong 2-1; Grubb, A 1-0. FAU — Warren 14-73; Johnson 15-37; Moore 2-4; Whitehead 2-0.

PASSING: UTSA — Carter 20-39-2-272. FAU — Johnson 24-34-0-295.

RECEIVING: UTSA — Morgan II 4-53; Harrison 2-67; Lerch 2-47; Mack 2-23; Williams 2-20; Jones 2-14; Armstrong 2-12; Hubble 1-4; Grubb, S 1-12; Monroe 1-6; Grubb, A 1-4. FAU — Whitehead 7-79; Stoshak 5-95; Deleon 5-58; Dukes 4-38; Terry 1-15; Moise 1-7; Warren 1-3.

INTERCEPTIONS: UTSA — None. FAU — LeBlanc 1-76; Kirk 1-9.

FUMBLES: UTSA — None. FAU — Johnson 1-1; Dukes 1-1.



2014 UTSA GAME CAPSULES

« GAME 5 — SATURDAY, OCT. 4 » NEW MEXICO 21, UTSA 9 SAN ANTONIO, TEXAS (ALAMODOME)

SAN ANTONIO — Backup quarterback Lamar Jordan came off the bench and rushed for 106 yards and a touchdown and passed for 72 more to help New Mexico rally for a 21-9 victory at UTSA on Saturday.

Jordan, who replaced starter Cole Gautsche at the end of the first quarter, tallied 106 yards on nine carries and helped the Lobos (2-3) extend the Roadrunners' losing streak to four games. Jhurrell Pressley added 102 yards on five carries, including a 77-yard dash around left end midway through the fourth quarter that provided the final 12-point margin. New Mexico finished with 283 of its 370 total yards on the ground.

Jarveon Williams led UTSA (1-4) offensively with a career-high 95 rushing yards on nine carries, including 28- and 24-yard runs, and he added 62 receiving yards on two catches, one that went for a career-long 56 yards.

Jordan had 76 of his 90 rushing yards in the third quarter, including a 61-yard scamper that led to a 1-yard plunge by Crusoe Gongbay for the Lobos' first score of the afternoon. He added a 9-yard TD run late in the third frame that put the visitors up for good.

UTSA pushed the ball to the New Mexico 44 with a pair of 21-yard connections from Tucker Carter to Marcellus Mack, but Markel Byrd stepped in front of Carter's next pass attempt and returned the interception 21 yards to give the ball back to the Lobos with 6:28 remaining.

New Mexico used its ground game from there to run out the rest of the clock and even the all-time series between the two schools at one game apiece.

Neither team was able to light up the scoreboard until late in the first half when UTSA put together a 14-play, 80-yard drive that was highlighted by a 25-yard pass from Blake Bogenschutz to Kam Jones and a 13-yard run by Williams. The first scoring possession the day was capped by a 20-yard field goal by Sean Ianno.

The 3-0 halftime score marked the lowest combined point total for an opening half in program history.

The Roadrunners opened the second stanza with an eight-play, 75-yard scoring march that made it 9-0.

Bogenschutz, who finished 10-of-16 for 169 passing yards, found Kenny Harrison open for a 21-yard sideline pass to set up UTSA at the New Mexico 41. Two plays later, the freshman signal caller threw deep to Mack, who came up with a catch off a tipped ball for 23 yards down to the six. Williams took the next play to paydirt with a jaunt up the middle. The Lobos blocked Ianno's extra-point attempt, which was the first failed PAT in UTSA annals.

However, the Lobos responded with 21 unanswered points on the strength of their ground game to secure the victory.

Mack led the Roadrunners with a career-high 77 yards on four catches, while Jones added 38 on three.

Triston Wade led the UTSA defense with 10 tackles, while Drew Douglas and Jens Jeters both added eight stops.

Attendance: 30,419	1	2	3	4	Final
New Mexico (2-3)	0	0	14	7	21
UTSA (1-4)	0	3	6	0	9

SCORING SUMMARY

2nd	0:36	UTSA	Sean Ianno 20-yd field goal	14:80; 7:22
3rd	11:23	UTSA	Jarveon Williams 6-yd run (Ianno kick blocked)	8:75; 3:37
	9:20	UNM	Crusoe Gongbay 1-yd run (Zack Rogers kick)	5:75; 2:03
	1:57	UNM	Lamar Jordan 9-yd run (Rogers kick)	6:19; 2:29
4th	7:37	UNM	Jhurrell Pressley 77-yd run (Rogers kick)	3:98; 1:20

	UNM	UTSA
FIRST DOWNS	15	18
RUSHES-YARDS (NET)	48-283	38-112
PASSING YARDS (NET)	87	229
Passes: Comp-Att-Int	9-14-0	14-24-2
TOTAL OFFENSE PLAYS-YARDS	62-370	62-341
Fumble Returns-Yards	0-0	0-0
Punt Returns-Yards	2-3	1-4
Kickoff Returns-Yards	3-76	1-21
Interception Returns-Yards	2-29	0-0
Punts (No-Avg)	5-34.0	4-39.5
Fumbles-Lost	0-0	3-0
Penalties-Yards	2-30	4-35
Time of Possession	31:46	28:14
Third-Down Conversions	8-15	4-12
Fourth-Down Conversions	1-2	1-2
Red-Zone Scores-Chances	2-2	2-3
Sacks By: Number-Yards	5-37	1-6

RUSHING: UNM — Jordan 9-106; Pressley 5-102; Gipson 15-32; Gautsche 3-28; Gongbay 9-18; Anaya 2-3; Wiggins 2-2; Magnant 1-2; Team 2-(-10). UTSA — Williams 9-95; Glasco II 11-28; Bogenschutz 7-(-1); Team 2-(-1); Armstrong 2-(-1); Carter 7-(-8).

PASSING: UNM — Jordan 7-11-0-72; Gautsche 2-2-0-15; Magnant 0-1-0-0. UTSA — Bogenschutz 10-16-1-169; Carter 4-8-1-60.

RECEIVING: UNM — Magnant 2-20; Gipson 2-14; Duncan 2-8; Anaya 1-41; Bundy 1-6; Pressley 1-(-2). UTSA — Mack 4-77; Jones 3-38; Williams 2-62; Harrison 2-30; Hubble 1-20; Grubb, A 1-2; Bias 1-0.

INTERCEPTIONS: UNM — Byrd 1-21; Newman 1-8. UTSA — None.

FUMBLES: UNM — None. UTSA — Team 2-0; Carter 1-0.

« GAME 6 — SATURDAY, OCT. 11 » UTSA 16, FIU 13 SAN ANTONIO, TEXAS (ALAMODOME)

SAN ANTONIO — UTSA forced five FIU turnovers, including a fumble on a kickoff return that led to Sean Ianno's game-winning field goal with 50 seconds remaining, and the Roadrunners slipped past the Panthers, 16-13, in their annual Homecoming game at the Alamodome.

The win snapped a program-record-tying four-game losing streak for UTSA (2-4, 1-1 C-USA).

FIU (3-4, 2-1 C-USA) entered the game with a national-leading 21 takeaways, but it was the Roadrunners that took advantage of three fumble recoveries off a school-record six forced fumbles and a pair of interceptions in the first-ever meeting between the two schools.

The final turnover turned out to play the biggest role in the outcome.

After Ianno knotted the score at 13 with a 27-yard field with 1:54 left to play, Duke Wheeler forced and recovered a fumble by Glenn Coleman at the FIU 26 on the ensuing kickoff. The Roadrunners killed clock with three consecutive running plays to set up Ianno from 39 yards out for a chance to claim the lead. The senior from Pflugerville calmly booted his fourth career game-winner with 50 seconds left to give UTSA its first lead of the night, 16-13.

The Panthers then moved the ball to near midfield after a 19-yard pass from Alex McGough to Dominique Rhymes and a 5-yard run by McGough. However, with only nine seconds on the clock, McGough was forced to throw deep and Triston Wade picked off the Hail Mary as time expired to secure the win.

Wade, the senior Jim Thorpe Award candidate, finished with a team-high 11 tackles, one forced fumble and a fumble recovery to go along with his school-record 10th career pick. Fellow senior Robert Singletary added 10 stops, including a school-record 4.5 for loss, three sacks, a UTSA-record two forced fumbles, one pass breakup and a quarterback hurry to help lead a defense that held FIU to 259 yards of offense.

Offensively, quarterback Austin Robinson came off the bench to throw for 144 yards on 14-of-17 passing and the redshirt freshman added 65 yards on the ground. The Houston native entered the game late in the first quarter after Blake Bogenschutz, who made the first start under center by a true freshman in program history, exited with an injury.

FIU jumped out to a 10-0 lead with the benefit of good field position off a pair of turnovers.

Giovani Francois sacked Robinson on third down on his first series of the game and forced a fumble that was recovered by Denzell Perine, who returned it 15 yards to the UTSA 21. That set that stage for a 43-yard field goal by Austin Taylor on the third play of the second stanza.

Later in the second, an FIU punt that was not fielded hit a UTSA player and was recovered by the Panthers at the UTSA 28. Four plays later, McGough found Jonnu Smith on a 15-yard scoring connection and Taylor's extra point gave the visitors a 10-point cushion.

The Roadrunners responded with a nine-play, 74-yard drive that was highlighted by a 37-yard scamper from Robinson and capped by a 2-yard TD run on an option by Jarveon Williams with 39 ticks left until halftime.

UTSA tied the score at 10-10 on a 42-yard Ianno field goal midway through the third stanza, but FIU reclaimed the lead when Taylor connected from 24 yards out with 11:03 left to play.

Attendance: 25,318	1	2	3	4	Final
FIU (3-4, 2-1)	0	10	0	3	13
UTSA (2-4, 1-1)	0	7	3	6	16

SCORING SUMMARY

2nd	14:11	FIU	Austin Taylor 43-yd field goal	4-(-5); 1:04
	3:24	FIU	Jonnu Smith 15-yd pass from Alex McGough (Taylor kick)	4:28; 1:33
	0:39	UTSA	Jarveon Williams 2-yd run (Sean Ianno kick)	9:74; 2:45
3rd	8:08	UTSA	Ianno 42-yd field goal	8-46; 3:50
4th	11:03	FIU	Taylor 24-yd field goal	14-60; 5:00
	1:54	UTSA	Ianno 27-yd field goal	7-37; 2:51
	0:50	UTSA	Ianno 39-yd field goal	4-4; 0:57

	FIU	UTSA
FIRST DOWNS	20	17
RUSHES-YARDS (NET)	47-118	41-143
PASSING YARDS (NET)	141	175
Passes: Comp-Att-Int	11-26-2	18-26-0
TOTAL OFFENSE PLAYS-YARDS	73-259	67-318
Fumble Returns-Yards	1-15	0-0
Punt Returns-Yards	0-0	5-21
Kickoff Returns-Yards	4-73	3-67
Interception Returns-Yards	0-0	2-15
Punts (No-Avg)	6-44.3	7-33.1
Fumbles-Lost	6-3	3-3
Penalties-Yards	6-30	8-71
Time of Possession	29:24	30:36
Third-Down Conversions	5-14	3-14
Fourth-Down Conversions	0-0	0-0
Red-Zone Scores-Chances	2-3	2-2
Sacks By: Number-Yards	2-19	3-17

RUSHING: FIU — Gardner 27-65; Samuel 11-42; McGough 9-11. UTSA — Robinson 15-65; Armstrong 3-40; Jones 4-20; Williams 8-10; Bogenschutz 2-4; Glasco II 9-4.

PASSING: FIU — McGough 11-25-2-141; Team 0-1-0-0. UTSA — Robinson 14-17-0-144; Bogenschutz 4-9-0-31.

RECEIVING: FIU — Smith 4-38; Porter 3-33; Coleman 1-43; Rhymes 1-19; Turner 1-5; Samuel 1-3. UTSA — Jones 4-24; Armstrong 3-45; Hubble 2-30; Bias 2-22; Grubb, A 2-20; Harrison 2-16; Monroe 1-15; Lerch 1-5; Williams 1-(-2).

INTERCEPTIONS: FIU — None. UTSA — Egwuagu 1-15; Wade 1-0.

FUMBLES: FIU — McGough 2-1; Gardner 2-1; Coleman 1-1; Turner 1-0. UTSA — Armstrong 1-1; Chavez 1-1; Robinson 1-1.



« GAME 7 — SATURDAY, OCT. 18 » LOUISIANA TECH 27, UTSA 20 RUSTON, LA. (JOE AILLET STADIUM)

« GAME 8 — SATURDAY, OCT. 25 » UTEP 34, UTSA 0 SAN ANTONIO, TEXAS (ALAMODOME)

RUSTON, La. — Louisiana Tech rallied from a 10-6 deficit with a 21-point third quarter and the Bulldogs held on to defeat UTSA by a score of 27-20 on Saturday at Joe Aillet Stadium.

Louisiana Tech (4-3, 3-0 C-USA) picked off three passes and recovered a fumble and it turned those takeaways into 24 points in beating the Roadrunners (2-5, 1-2 C-USA) for the second time in three all-time meetings between the programs.

Cody Sokol completed just 14-of-31 passes for 157 yards, but Kenneth Dixon ran for 121 on 28 carries and he surpassed the century mark for a school-record 14th time during his career.

Meanwhile, Terrell Pinson spearheaded the turnover barrage for the Bulldogs. The senior linebacker returned a fumbled shotgun snap two yards for a touchdown at the 11:33 mark after halftime and then registered back-to-back interceptions, which also were converted into scores during the decisive third quarter.

Austin Robinson connected on 18-of-29 throws to nine different pass catchers for 138 yards and he added another 49 on the ground, including a 53-yard touchdown that put UTSA up 10-3 with 3:44 to go before intermission.

Meanwhile, Jarveon Williams carried the ball 10 times for a team-leading 73 yards and also caught a pair of passes for 35 yards.

UTSA got on the board on its first drive of the day when Sean Ianno capped a 13-play, 73-yard drive with a 23-yard field goal. The possession chewed up the opening seven minutes and three seconds of the contest, which was the Roadrunners' second-longest scoring march of the campaign.

The Bulldogs took advantage of Robinson's first interception of the season early in the second quarter to tie things up.

After Nick Thomason returned the pick to the Roadrunners 18, Dixon rushed three times for 17 yards to set up 3rd-and-goal from the 1-yard line. However, Nic Johnston dropped the junior running back for a 3-yard loss and LA Tech settled for a 21-yard field goal by Jonathan Barnes.

Following Robinson's big run, the Bulldogs were able to pull to within four right before halftime with a nine-play, 54-yard drive that culminated with Barnes' second three-pointer of the half from 33 yards out.

Pinson's fumble return gave Louisiana Tech its first lead of the game at 13-10 three-and-a-half minutes into the second half.

Sokol then connected with Sterling Griffin for 19 yards at the 9:10 mark and Dixon's 3-yard plunge two minutes later made it 27-10.

Ianno's second field goal of the day, a 27-yarder, cut the deficit to 14 and Kam Jones hooked up with Kenny Harrison on a 35-yard scoring toss three-and-half-minutes later to make it 27-20.

However, the Roadrunners were unable to tie things up on their final two possessions.



Attendance: 18,071	1	2	3	4	Final
UTSA (2-5, 1-2)	3	7	0	10	20
Louisiana Tech (4-3, 3-0)	0	6	21	0	27

SCORING SUMMARY

1st	7:57	UTSA	Sean Ianno 23-yd field goal	13-73; 7:03
2nd	10:19	LTU	Jonathan Barnes 21-yd field goal	5-14; 1:48
	3:44	UTSA	Austin Robinson 53-yd run (Ianno kick)	2-52; 0:35
	0:00	LTU	Barnes 33-yd field goal	9-54; 1:08
3rd	11:33	LTU	Terrell Pinson 2-yd fumble recovery (Barnes kick)	
	9:01	LTU	Sterling Griffin 19-yd pass from Cody Sokol (Barnes kick)	3-40; 1:17
	7:18	LTU	Kenneth Dixon 3-yd run (Barnes kick)	2-11; 0:52
4th	14:50	UTSA	Ianno 27-yd field goal	11-40; 4:10
	11:17	UTSA	Kenny Harrison 35-yd pass from Kam Jones (Ianno kick)	5-45; 1:50

	UTSA	LTU
FIRST DOWNS	17	16
RUSHES-YARDS (NET)	39-134	35-121
PASSING YARDS (NET)	190	157
Passes: Comp-Att-Int	20-33-3	14-33-1
TOTAL OFFENSE PLAYS-YARDS	72-324	68-278
Fumble Returns-Yards	0-0	1-2
Punt Returns-Yards	4-17	3-(-1)
Kickoff Returns-Yards	2-34	3-108
Interception Returns-Yards	1-0	3-36
Punts (No-Avg)	5-44.8	8-34.6
Fumbles-Lost	3-1	0-0
Penalties-Yards	8-85	10-85
Time of Possession	32:30	27:30
Third-Down Conversions	4-16	7-18
Fourth-Down Conversions	1-2	1-1
Red-Zone Scores-Chances	2-3	4-5
Sacks By: Number-Yards	0-0	3-22

RUSHING: UTSA — Williams 10-73; Robinson 13-49; Glasco II 8-8; Bias 1-5; Jones 3-4; Armstrong 4 (-5). Louisiana Tech — Dixon 28-121; Craft 4-9; Seets 1-(-2); Team 1-(-2); Sokol 1-(-5).

PASSING: UTSA — Robinson 18-29-2-138; Carter 1-3-1-17; Jones 1-1-0-35. Louisiana Tech — Sokol 14-31-1-157; Team 0-2-0-0.

RECEIVING: UTSA — Grubb, A 5-10; Monroe 4-26; Williams 2-35; Hubble 2-28; Jones 2-24; Glasco II 2-6; Harrison 1-35; Mack 1-17; Stevens 1-9. Louisiana Tech — Griffin 6-70; Taylor 4-56; Henderson 2-21; Lee 1-6; Gaines 1-4.

INTERCEPTIONS: UTSA — Wade 1-0. Louisiana Tech — Pinson 2-34; Thomason 1-2.

FUMBLES: UTSA — Robinson 2-1; Bias 1-0. Louisiana Tech — None.

SAN ANTONIO — UTEP held UTSA to just 70 yards and two first downs in a 34-0 blanking on Saturday night in Conference USA action at the Alamodome.

The Miners (4-3, 2-1 C-USA) evened the all-time series at one apiece in posting the first shut out against the Roadrunners (2-6, 1-3 C-USA) in the program's four-year history.

Jameill Showers passed for 191 yards and a pair of early touchdowns that helped set the tone for the evening and the signal caller added 37 yards on the ground. Aaron Jones rushed for a game-high 86 yards and a score on 21 carries, as the Miners piled up 351 in the game.

Alvin Jones led the UTEP defense with six tackles, while Devin Cockrell and Anthony Puente added five stops each for a unit that limited UTSA to one first down in each half and under 100 yards for the first time.

UTEP struck quickly with a pair of long touchdown passes in the opening stanza.

Facing 3rd-and-25 on their own 25-yard line on their opening possession, Showers scrambled to his right away from pursuit and found Jaquan White open down the sideline for a 75-yard scoring strike.

Later in the first, Showers tossed a screen pass into the right flat to Jones, who scampered 40 yards to paydirt to help give the visitors a 14-0 advantage.

Jay Mattox tacked on a 20-yard field goal with three minutes left until intermission to push the lead to 17-0.

Meanwhile, the UTSA offense struggle to get things going, not picking up a first down until a little more than two minutes before halftime and registering only 41 yards in the half.

UTEP extended its lead to 27-0 through three quarters after a 24-yard scoring dash by Jones and a 47-yard field goal by Mattox.

Jimmy Musgrave stepped in front of an Austin Robinson pass early in the fourth quarter and returned the interception 19 yards to help provide the final 34-0 margin.

Drew Douglas, Brian King and Triston Wade posted seven tackles apiece to lead the UTSA defense, which held UTEP to 189 total yards after the opening quarter.



Attendance: 31,956	1	2	3	4	Final
UTEP (4-3, 2-1)	14	3	10	7	34
UTSA (2-6, 1-3)	0	0	0	0	0

SCORING SUMMARY

1st	11:54	UTEP	Jaquan White 75-yd pass from Jameill Showers (Jay Mattox kick)	5-91; 1:56
2nd	4:19	UTEP	Aaron Jones 40-yd pass from Showers (Mattox kick)	6-66; 3:14
	3:00	UTEP	Mattox 20-yd field goal	5-36; 2:57
3rd	1:57	UTEP	Jones 24-yd run (Mattox kick)	8-55; 4:16
	0:03	UTEP	Mattox 47-yd field goal	4-(-3); 1:44
	14:46	UTEP	Jimmy Musgrave 19-yd interception return (Mattox kick)	

	UTEP	UTSA
FIRST DOWNS	15	2
RUSHES-YARDS (NET)	46-160	26-38
PASSING YARDS (NET)	191	32
Passes: Comp-Att-Int	12-18-0	6-20-1
TOTAL OFFENSE PLAYS-YARDS	64-351	46-70
Fumble Returns-Yards	0-0	0-0
Punt Returns-Yards	3-17	2-13
Kickoff Returns-Yards	1-19	3-54
Interception Returns-Yards	1-19	0-0
Punts (No-Avg)	7-46.1	11-42.9
Fumbles-Lost	0-0	3-1
Penalties-Yards	6-50	4-29
Time of Possession	39:12	20:48
Third-Down Conversions	7-16	1-14
Fourth-Down Conversions	0-0	0-1
Red-Zone Scores-Chances	1-2	0-0
Sacks By: Number-Yards	3-18	2-8

RUSHING: UTEP — Jones 21-86; Showers 11-37; Bell 7-20; Laufasa 3-11; Jeffery 3-8; Team 1-(-2). UTSA — Glasco II 5-16; Williams 6-11; Armstrong 5-7; Robinson 8-3; Jones 2-1.

PASSING: UTEP — Showers 12-18-0-191; UTSA — Robinson 6-20-1-32.

RECEIVING: UTEP — Golden 5-23; Jones 2-36; White 1-75; Hamilton 1-28; Shaw 1-16; Ford 1-8; Tomlinson 1-5. UTSA — Jones 2-14; Williams 2-1; Hubble 1-9; Harrison 1-8.

INTERCEPTIONS: UTEP — Musgrave 1-19. UTSA — None.

FUMBLES: UTEP — None. UTSA — Armstrong 1-1; Jones 1-0; Harrison 1-0.



2014 UTSA GAME CAPSULES

« GAME 9 — SATURDAY, NOV. 8 » RICE 17, UTSA 7 HOUSTON, TEXAS (RICE STADIUM)

« GAME 10 — THURSDAY, NOV. 13 » UTSA 12, SOUTHERN MISS 10 SAN ANTONIO, TEXAS (ALAMODOME)

HOUSTON — Driphus Jackson rushed for a 9-yard touchdown in the first quarter and later passed for another score, as Rice defeated UTSA by a score of 17-7 on Saturday.

The win was the sixth in a row for the Owls (6-3, 4-1 C-USA), placing them just behind Louisiana Tech, which is 6-0 in the Conference USA West Division standings.

Jackson completed 18-of-28 passes for 213 yards and rushed for another 48, scoring from the 9-yard line to cap a 13-play, 80-yard drive after the opening kickoff.

Jowan Davis added 121 yards on 25 carries and Jordan Taylor caught nine passes for 92 yards.

James Farrimond added a 37-yard field goal in the second quarter for a 10-0 halftime lead and, in the third quarter, Jackson connected with Mario Hull on an 8-yard fade into the end zone.

UTSA (2-7, 1-4 C-USA) lost its third consecutive outing, but it did end a string of seven scoreless quarters when Austin Robinson found Kenny Bias with 9:36 remaining in the game.

Robinson, who replaced an injured Tucker Carter in the second quarter, connected on 8-of-16 throws for 96 yards and added another 29 on eight rushes. Carter was 9-of-16 for 57 yards before departing on a targeting penalty by Rice safety Malcolm Hill with less than a minute to go before intermission. David Glasco II added 49 yards on the ground and Bias tallied 44 yards on three catches, while Aaron Grubb hauled in a team-high four for 43 yards.

Jens Jeters led three Roadrunners that had double-digit tackles with a career-high 11, while Robert Singletary and Jim Thorpe Award semifinalist Triston Wade added 10 apiece. Brian King added three tackles and his first interception of the season, which he returned for 29 yards.

Jowan Davis led a balanced offensive attack for the Owls with 121 yards on 25 carries on the ground, while Jordan Taylor caught nine passes for 92 yards. Rice registered 420 yards (207 rushing/213 passing) on 84 plays and posted a 41:10-18:50 edge in time of possession.



Attendance: 21,195	1	2	3	4	Final
UTSA (2-7, 1-4)	0	0	0	7	7
Rice (6-3, 4-1)	7	3	7	0	17

SCORING SUMMARY

1st 9:23	RICE	Driphus Jackson 9-yd run (James Farrimond kick)	13:80; 5:37
2nd 11:46	RICE	Farrimond 37-yd field goal	14:71; 5:52
3rd 2:28	RICE	Mario Hull 8-yd pass from Jackson (Farrimond kick)	7:66; 3:07
4th 9:36	UTSA	Kenny Bias 24-yd pass from Austin Robinson (Sean Ianno kick)	9:85; 3:22

	UTSA	RICE
FIRST DOWNS	18	22
RUSHES-YARDS (NET)	23-104	56-207
PASSING YARDS (NET)	153	213
Passes: Comp-Att-Int	17-32-0	18-28-1
TOTAL OFFENSE PLAYS-YARDS	55-257	84-420
Fumble Returns-Yards	0-0	0-0
Punt Returns-Yards	3-1	2-22
Kickoff Returns-Yards	2-47	1-17
Interception Returns-Yards	1-29	0-0
Punts (No-Avg)	8-42.8	3-38.0
Fumbles-Lost	1-1	0-0
Penalties-Yards	7-70	8-76
Time of Possession	18:50	41:10
Third-Down Conversions	3-11	12-20
Fourth-Down Conversions	0-0	0-1
Red-Zone Scores-Chances	0-2	3-4
Sacks By: Number-Yards	2-4	4-14

RUSHING: UTSA — Glasco II 9-49; Robinson 8-29; Armstrong 3-18; Jones 1-10; Carter 2-(-2). Rice — Davis 25-121; Jackson 15-48; Dillard 12-41; Turner 1-0; German 1-(-1); Team 2-(-2).

PASSING: UTSA — Carter 9-16-0-57; Robinson 8-16-0-96. Rice — Jackson 18-28-1-213.

RECEIVING: UTSA — Grubb, A 4-43; Bias 3-44; Morgan II 2-23; Glasco II 2-9; Thomas Jr. 1-13; Hubble 1-10; Mack 1-9; Monroe 1-3; Armstrong 1-2; Jones 1-(-3). Rice — Taylor 9-92; Hull 3-49; Davis 2-7; Wells III 1-36; Alaka 1-13; Hunt 1-8; Dillard 1-8.

INTERCEPTIONS: UTSA — King 1-29. Rice — None.

FUMBLES: UTSA — Robinson 1-1. Rice — None.

SAN ANTONIO — Sean Ianno's fourth field goal of the night, a 38-yarder with two seconds remaining, lifted UTSA to a 12-10 victory against Southern Miss in Conference USA action on Thursday night at the Alamodome.

It marked the fifth career game-winner — second this season — for the senior from Pflugerville, who helped the Roadrunners (3-7, 2-4 C-USA) improve to 6-0 all-time at home in the month of November.

Trailing by one with 2:17 left, UTSA marched 60 yards behind redshirt freshman QB Austin Robinson, who completed 6-of-8 passes for 51 yards. On third-and-seven, he Houston native found Kam Jones on a slant pattern for 10 yards and after an offsides penalty on the Golden Eagles (3-8, 1-6), he completed passes to David Morgan II for nine and Marcellus Mack for 19 to put the Roadrunners in field-goal territory at the Southern Miss 30. On the next play, Mack drew a pass interference call at the 18-yard line and Robinson took a knee on the next play to set up Ianno for the winner.

The Roadrunners led the majority of the contest, taking a 6-0 lead at halftime on a pair of Ianno field goals, one from 41 and a second from 28 with a minute left before intermission.

Ianno was good from 35 yards on the first drive of the second half to extend UTSA's advantage to 9-0. That was set up by a 70-yard dash off right tackle by David Glasco II, who finished with a season-high 108 yards on 16 carries for his second career 100-yard game.

Southern Miss got on the board when Corey Acosta drilled a 36-yard field goal on the fourth play of the final quarter.

Two possessions later, the Golden Eagles took the lead with a quick-strike drive that went 87 yards on just five plays. Southern Miss QB Nick Mullens found Marquise Ricard on a corner route for 40 yards down to the UTSA 22 and then connected with Markese Triplett from 22 yards out for the only touchdown of the night by either team. Acosta's extra point made it 10-9 midway through the fourth quarter.

Robinson finished with a season-high 175 yards on 27-of-44 passing and Brandon Armstrong added 41 yards on the ground.

Defensively, Jens Jeters posted his second straight career high in tackles with 12, while Brian King added nine stops. Jim Thorpe Award semifinalist Triston Wade pitched in with seven tackles and his fourth interception of the season and 12th of his career.



Attendance: 20,281	1	2	3	4	Final
Southern Miss (3-8, 1-6)	0	0	0	10	10
UTSA (3-7, 2-4)	0	6	3	3	12

SCORING SUMMARY

2nd 10:08	UTSA	Sean Ianno 41-yd field goal	10:33; 4:52
1:00	UTSA	Ianno 28-yd field goal	14:66; 4:20
3rd 12:01	UTSA	Ianno 35-yd field goal	7:75; 2:59
4th 14:42	USM	Corey Acosta 36-yd field goal	9:68; 2:21
7:35	USM	Markese Triplett 22-yd pass from Nick Mullens (Acosta kick)	5:87; 1:21
0:02	UTSA	Ianno 18-yd field goal	10:60; 2:17

	USM	UTSA
FIRST DOWNS	17	23
RUSHES-YARDS (NET)	25-57	37-169
PASSING YARDS (NET)	257	175
Passes: Comp-Att-Int	21-34-1	27-44-1
TOTAL OFFENSE PLAYS-YARDS	59-314	81-344
Fumble Returns-Yards	0-0	1-11
Punt Returns-Yards	1-15	1-(-5)
Kickoff Returns-Yards	4-81	3-57
Interception Returns-Yards	1-0	1-(-6)
Punts (No-Avg)	5-40.6	6-40.7
Fumbles-Lost	2-2	1-0
Penalties-Yards	7-62	8-58
Time of Possession	24:34	35:26
Third-Down Conversions	3-11	6-19
Fourth-Down Conversions	0-1	3-3
Red-Zone Scores-Chances	1-2	3-3
Sacks By: Number-Yards	0-0	0-0

RUSHING: USM — Smith 14-40; Richard 6-17; Payne 3-3; Mullens 1-1; Mikell 1-(-4). UTSA — Glasco II 16-108; Armstrong 9-41; Robinson 10-18; Jones 1-5; Team 1-(-3).

PASSING: USM — Mullens 21-34-1-257. UTSA — Robinson 27-44-1-175.

RECEIVING: USM — Thomas 5-80; Triplett 4-68; Mikell 3-19; Thompson 3-13; Ricard 2-49; Foster 2-15; Richard 1-9; Sloter 1-4. UTSA — Jones 6-36; Mack 5-43; Harrison 3-25; Grubb, A 2-16; Morgan II 2-15; Thomas Jr. 2-14; Lerch 2-13; Armstrong 2-7; Holmes 1-5; Glasco II 1-3; Monroe 1-(-2).

INTERCEPTIONS: USM — McCullum 1-0. UTSA — Wade 1-(-6).

FUMBLES: USM — Smith 1-1. UTSA — Wheeler 1-0.



« GAME 11 — SATURDAY, NOV. 22 » WESTERN KENTUCKY 45, UTSA 7 BOWLING GREEN, KY. (SMITH STADIUM)

« GAME 12 — SATURDAY, NOV. 29 » UTSA 34, NORTH TEXAS 27 SAN ANTONIO, TEXAS (ALAMODOME)

BOWLING GREEN, Ky. — Western Kentucky used a pair of big plays in the first quarter to jump out to an early lead and the Hilltoppers cruised to a 45-7 victory on Saturday at Houchens Industries-L.T. Smith Stadium.

Brandon Doughty connected on scoring passes of 54 and 47 yards to Leon Allen and Taywan Taylor on two of WKU's first three possessions of the day to give the Hilltoppers (6-5, 3-4 C-USA) a 14-0 lead with 4:22 left in the opening stanza.

The game remained that way for the next 15 minutes when Doughty found Willie McNeal streaking down the field for a 67-yard touchdown. Bennett Okotcha had blanket coverage and even tipped the ball away, but McNeal was able to come up with it and he raced to the end zone to put Western Kentucky in front by 21.

The Hilltoppers scored right before halftime when Doughty connected with Jared Dangerfield for 13 yards and they took a commanding 28-0 advantage into the locker room.

Doughty's fifth TD pass of the day and second to Dangerfield came from 16 yards out with 8:10 to go in the third quarter and Garrett Schwettman's 34-yard field goal with 11:59 remaining in the contest made it 38-0.

The Roadrunners (3-8, 2-5 C-USA) broke the shutout with 8:49 left when Dalton Sturm threw a 47-yard touchdown pass to Kerry Thomas Jr.

Demetrius Coley's 2-yd scoring run late in the final quarter capped the scoring. Doughty finished the day 26-of-35 for 346 yards and five TDs, while Allen rushed for 68 on 14 carries in addition to catching three passes for 65 yards. McNeal added a game-high seven receptions for 105 yards.

Austin Robinson completed 8-of-20 throws for 60 yards for UTSA and he added another 50 on the ground on 10 rushes before leaving late in the third quarter with an injury. Sturm came off the bench to complete all three of his pass attempts for 59 yards, including the 47-yarder to Thomas.

Jim Thorpe Award semifinalist Triston Wade led the Roadrunners with seven tackles.



Attendance: 12,518	1	2	3	4	Final
UTSA (3-8, 2-5)	0	0	0	7	7
Western Kentucky (6-5, 3-4)	14	14	7	10	45

SCORING SUMMARY

1st	12:46	WKU	Leon Allen 54-yd pass from Brandon Doughty (Garrett Schwettman kick)	5-74; 2:14
	4:22	WKU	Taywan Taylor 47-yd pass from Doughty (Schwettman kick)	3-61; 1:54
2nd	4:33	WKU	Willie McNeal 67-yd pass from Doughty (Schwettman kick)	1-67; 0:12
	1:15	WKU	Jared Dangerfield 13-yd pass from Doughty (Schwettman kick)	4-71; 1:22
3rd	8:10	WKU	Dangerfield 16-yd pass from Doughty (Schwettman kick)	5-81; 1:37
4th	11:59	WKU	Schwettman 34-yd field goal	10-36; 5:03
	8:49	UTSA	Kerry Thomas Jr. 47-yd pass from Dalton Sturm (Daniel Portillo kick)	6-70; 3:03
	1:53	WKU	Demetrius Coley 2-yd run (Mike Mugler kick)	11-75; 6:56

	UTSA	WKU
FIRST DOWNS	12	25
RUSHES-YARDS (NET)	39-115	28-120
PASSING YARDS (NET)	119	346
Passes: Comp-Att-Int	11-23-1	26-35-0
TOTAL OFFENSE PLAYS-YARDS	62-234	63-466
Fumble Returns-Yards	0-0	0-0
Punt Returns-Yards	1-3	2-13
Kickoff Returns-Yards	6-120	1-26
Interception Returns-Yards	0-0	1-0
Punts (No-Avg)	7-41.3	5-38.4
Fumbles-Lost	3-1	0-0
Penalties-Yards	12-124	4-40
Time of Possession	30:26	29:34
Third-Down Conversions	2-13	7-14
Fourth-Down Conversions	1-3	0-1
Red-Zone Scores-Chances	0-0	4-4
Sacks By: Number-Yards	0-0	2-14

RUSHING: UTSA — Robinson 10-50; Glasco II 13-30; Armstrong 5-16; Mack 1-13; Sturm 2-8; Clay 3-5; Coleman 1-3; Hubble 1(-1); Jones 3(-9). WKU — Allen 14-68; Wales 8-28; Jones 3-11; Towner 1-11; Coley 1-2; Doughty 1-0.

PASSING: UTSA — Robinson 8-20-1-60; Sturm 3-3-0-59. WKU — Doughty 26-35-0-346.

RECEIVING: UTSA — Jones 3-11; Hesler 2(-4); Thomas Jr. 1-47; Armstrong 1-17; Monroe 1-16; Mack 1-14; Shaw 1-13; Harrison 1-5. WKU — McNeal 7-105; Dangerfield 4-36; Taylor 3-73; Allen 3-65; Henry 3-34; German 2-11; Higbee 1-23; Norris 1-2; Turner 1-1; Wales 1(-4).

INTERCEPTIONS: UTSA — None. WKU — Leston 1-0.

FUMBLES: UTSA — Robinson 2-1; Harrison 1-0. WKU — None.

SAN ANTONIO — UTSA racked up a season-high 452 yards of offense and held off a second-half charge to top North Texas, 34-27, on Saturday at the Alamodome.

Tucker Carter completed 18-of-29 passes for a career-high 277 yards and two touchdowns to go along with a scoring run to lead the Roadrunners, who finished their fourth season with a 4-8 overall record and 3-5 mark in Conference USA action.

Meanwhile, David Glasco II just missed out on a 100-yard day with 99 yards and a touchdown on 15 totes and Brandon Armstrong added another 67 yards and a score as the Roadrunners piled up a season-high 175 yards on the ground.

Andrew McNulty paced the Mean Green (4-8, 2-6 C-USA) with 287 yards and a touchdown through the air, while Carlos Harris had 10 catches and 131 yards.

After receiving the opening kick, Carter and the offense set the tone with an eight-play, 75-yard drive that was capped by a 24-yard touchdown catch by Marcellus Mack. Carter completed all five of his passing attempts during the drive for 59 yards, including his third scoring toss of the fall.

After a pair of Trevor Moore field goals, the first of four in the opening half, the Roadrunners put together two more scoring drives before halftime.

Carter went to the air for completions to David Morgan II and Kenny Harrison, but UTSA faced a 4th-and-1 at the North Texas 46-yard line. The Roadrunners converted the try with a play-action pass to Seth Grubb for 30 yards. Two plays later, Carter found the end zone on an option keeper to push the advantage to 14-6.

Following another Moore field goal, the Roadrunners went to work with a quick, three-play, 76-yard drive for a 20-9 lead. Glasco II keyed the drive with a 47-yard run before Carter found Armstrong for 27 yards. That set up Glasco II, who finished the drive with a two-yard gallop and his fifth rushing score of the campaign.

However, a second muffed punt led to another Moore field goal and UTSA went to the locker room with a 20-12 cushion.

After forcing a Mean Green punt to start the second half, Carter capped a six-play, 79-yard drive with a 39-yard strike to Kenny Bias for a 27-12 lead.

However, North Texas rallied to tie the score at 27 when Marcus Smith hauled in a 31-yard pass before McNulty dove in from a yard out and found Darius Terrell for the two-point conversion.

Armstrong punctuated the Roadrunners' second three-play scoring drive of the afternoon with a 21-yard run down the sideline with 4:18 to go. Carter found Cole Hubble for a 30-yard gain during the drive that set up the go-ahead score.

North Texas had one final chance after it forced a UTSA punt with two minutes remaining, but Zac Whitfield tried to field the ball near midfield and could not control it. Mack picked up the loose ball and after picking up a first down, UTSA was able to run out the clock and seal the 34-27 win.

Attendance: 24,012	1	2	3	4	Final
North Texas (4-8, 2-6)	3	9	7	8	27
UTSA (4-8, 3-5)	7	13	7	7	34

SCORING SUMMARY

1st	11:25	UTSA	Marcellus Mack 24-yd pass from Tucker Carter (Sean Ianno kick)	8-75; 3:35
	8:24	UNT	Trevor Moore 40-yd field goal	8-55; 3:01
2nd	14:07	UNT	Moore 39-yd field goal	10-45; 3:15
	10:46	UTSA	Tucker Carter 2-yd run (Ianno kick)	9-65; 3:21
	6:23	UNT	Moore 29-yd field goal	4-6; 1:51
	5:21	UTSA	David Glasco II 2-yd run (kick failed)	3-76; 1:02
	0:46	UNT	Moore 21-yd field goal	6-34; 2:16
3rd	10:05	UTSA	Kenny Bias 39-yd pass from Carter (Ianno kick)	6-79; 2:36
	5:13	UNT	Marcus Smith 31-yd pass from Andrew McNulty (Moore kick)	11-87; 4:52
4th	12:12	UNT	McNulty 1-yd run (Darius Terrell pass from McNulty)	12-71; 5:14
	4:18	UTSA	Brandon Armstrong 21-yd run (Ianno kick)	3-54; 1:13

	UNT	UTSA
FIRST DOWNS	19	19
RUSHES-YARDS (NET)	37-150	33-175
PASSING YARDS (NET)	287	277
Passes: Comp-Att-Int	24-43-0	18-29-0
TOTAL OFFENSE PLAYS-YARDS	80-437	62-452
Fumble Returns-Yards	0-0	0-0
Punt Returns-Yards	3-12	4-21
Kickoff Returns-Yards	4-66	1-24
Interception Returns-Yards	0-0	0-0
Punts (No-Avg)	7-43.4	6-37.8
Fumbles-Lost	3-1	4-2
Penalties-Yards	5-53	3-25
Time of Possession	34:27	25:33
Third-Down Conversions	9-20	6-14
Fourth-Down Conversions	0-0	1-1
Red-Zone Scores-Chances	3-3	2-2
Sacks By: Number-Yards	1-8	0-0

RUSHING: UNT — Wilson 19-105; McNulty 6-23; Pegram 10-15; Lynn 2-7. UTSA — Glasco II 15-99; Armstrong 9-67; Carter 5-7; Jones 1-6; Team 3(-4).

PASSING: UNT — McNulty 24-43-0-287. UTSA — Carter 18-29-0-277.

RECEIVING: UNT — Harris 10-131; Terrell 5-78; Smith 3-50; Smiley 1-14; Chelf 1-7; Caldwell 1-3; Pegram 1-2; Kiddy 1-2; Wilson 1-0. UTSA — Harrison 4-28; Jones 3-20; Mack 2-32; Morgan II 2-21; Bias 1-39; Grubb,A 1-31; Hubble 1-30; Grubb,S 1-30; Armstrong 1-27; Monroe 1-10; Holmes 1-9.

INTERCEPTIONS: UNT — None. UTSA — None

FUMBLES: UNT — Wilson 2-0; Whitfield 1-1. UTSA — Grubb,A 2-2; Carter 1-0; Harrison 1-0.



FINAL STANDINGS

West Division					East Division				
Team	Conference	Pct.	Overall	Pct.	Team	Conference	Pct.	Overall	Pct.
Louisiana Tech	7-1	.875	9-5	.643	Marshall	7-1	.875	13-1	.929
Rice	5-3	.625	8-5	.615	Middle Tennessee	5-3	.625	6-6	.500
UTEP	5-3	.625	7-6	.538	Western Kentucky	4-4	.500	8-5	.615
UTSA	3-5	.375	4-8	.333	UAB	4-4	.500	6-6	.500
North Texas	2-6	.250	4-8	.333	Old Dominion	4-4	.500	6-6	.500
Southern Miss	1-7	.125	3-9	.250	FIU	3-5	.375	4-8	.333
					Florida Atlantic	2-6	.250	3-9	.250

All-Conference USA Teams

Most Valuable Player — Brandon Doughty, QB, Western Kentucky
Offensive Player of the Year — Rakeem Cato, QB, Marshall
Defensive Player of the Year — Neville Hewitt, LB, Marshall
Special Teams Player of the Year — J.J. Nelson, KR/PR, UAB
Newcomer of the Year — Cody Sokol, QB, Louisiana Tech
Freshman of the Year — Ray Lawry, RB, Old Dominion
Coach of the Year — Doc Holliday, Marshall

FIRST TEAM

Offense

QB — Rakeem Cato, Marshall, Sr.
 RB — Devon Johnson, Marshall, Jr.
 RB — Jordan Howard, UAB, So.
 OL — Chris Jasperse, Marshall, Sr.
 OL — Mitchell Bell, Louisiana Tech, Sr.
 OL — Clint Van Horn, Marshall, Jr.
 OL — Josh Mann, Old Dominion, Sr.
 OL — Cyril Lemon, North Texas, Sr.
 TE — Jonnu Smith, FIU, So.
 WR — Tommy Shuler, Marshall, Sr.
 WR — Antonio Vaughan, Old Dominion, Sr.
 WR — Lucky Whitehead, Florida Atlantic, Sr.

Defense

DL — Brian Nordstrom, Rice, Jr.
 DL — Rakeem Nunez-Roches, Southern Miss, Sr.
 DL — Diaheem Watkins, UAB, Sr.
 DL — James Rouse, Marshall, Sr.
 LB — Neville Hewitt, Marshall, Sr.
 LB — Derek Akunne, North Texas, Sr.
 LB — Andrae Kirk, Florida Atlantic, Sr.
 DB — Richard Leonard, FIU, Jr.
 DB — Kevin Byard, Middle Tennessee, Jr.
 DB — Xavier Woods, Louisiana Tech, So.
 DB — Darryl Roberts, Marshall, Sr.

Special Teams

K — Corey Acosta, Southern Miss, Sr.
 P — Tyler Williams, Marshall, Jr.
 KR — J.J. Nelson, UAB, Sr.
 PR — Richard Leonard, FIU, Jr.
 LS — Matt Cincotta, Marshall, Jr.

SECOND TEAM

Offense

QB — Brandon Doughty, WKU, Sr.
 RB — Kenneth Dixon, Louisiana Tech, Jr.
 RB — Aaron Jones, UTEP, So.
 RB — Leon Allen, WKU, Jr.
 OL — Brian O’Leary, UAB, Sr.
 OL — Jerell Watkins, UTEP, Sr.
 OL — Isaiah Anderson, Middle Tennessee, Sr.
 OL — Cameron Clemmons, WKU, Sr.
 OL — Darius Johnson, Middle Tennessee, Jr.
 OL — Nico Carlson, Rice, Sr.
 TE — Kennard Backman, UAB, Sr.
 WR — Jared Dangerfield, WKU, Jr.
 WR — Trent Taylor, Louisiana Tech, So.
 WR — Jordan Taylor, Rice, Sr.

Defense

DL — Arnold Blackmon, Marshall, Sr.
 DL — Michael Wakefield, FIU, Jr.
 DL — Houston Bates, Louisiana Tech, Sr.
DL — Robert Singletary, UTSA, Sr.
 LB — Jake Ganus, UAB, Jr.
 LB — T.T. Barber, Middle Tennessee, Jr.
 LB — Jermaine Holmes, Marshall, Sr.
DB — Triston Wade, UTSA, Sr.
 DB — D’Joun Smith, Florida Atlantic, Sr.
 DB — James Jones, North Texas, Sr.
 DB — Bryce Callahan, Rice, Sr.
 DB — Wonderful Terry, WKU, Jr.

Special Teams

K — Sean Ianno, UTSA, Sr.
 P — Dalton Schomp, Florida Atlantic, So.
 KR — Autrey Golden, UTEP, Jr.
 PR — J.J. Nelson, UAB, Sr.
LS — Jesse Medrano, UTSA, Sr.

HONORABLE MENTION (UTSA players only)

Offense

OL — Scott Inskeep, Sr.
 TE — David Morgan II, Jr.
 WR — Kam Jones, Sr.

Defense

DL — Ashaad Mabry, Jr.
 DL — Cody Rogers, Sr.
 LB — Jens Jeters, Sr.

Special Teams

P — Kristian Stern, Jr.



RECORD BOOK





TEAM SINGLE-SEASON RECORDS

OFFENSE

Points

1. _____ 374 _____ 2012
 2. _____ 307 _____ 2013

Total Touchdowns

1. _____ 47 _____ 2012
 2. _____ 39 _____ 2013

Two-Point Conversions

1. _____ 2 _____ 2011
 2. _____ 1 _____ 2012, 2013

First Downs

1. _____ 263 _____ 2013
 2. _____ 233 _____ 2012

Rushing Attempts

1. _____ 440 _____ 2014
 2. _____ 430 _____ 2012

Rushing Yards

1. _____ 2,105 _____ 2013
 2. _____ 1,911 _____ 2012

Rushing Yards Per Game

1. _____ 175.4 _____ 2013
 2. _____ 159.2 _____ 2012

Rushing Average

1. _____ 4.9 _____ 2013
 2. _____ 4.4 _____ 2012

Rushing Touchdowns

1. _____ 23 _____ 2013
 2. _____ 21 _____ 2012

Passing Completions

1. _____ 259 _____ 2013
 2. _____ 221 _____ 2012

Passing Attempts

1. _____ 412 _____ 2013
 2. _____ 368 _____ 2012

Passing Yards

1. _____ 2,909 _____ 2013
 2. _____ 2,772 _____ 2012

Passing Yards Per Game

1. _____ 242.4 _____ 2013
 2. _____ 231.0 _____ 2012

Passing Average

1. _____ 12.5 _____ 2012
 2. _____ 12.4 _____ 2011

Passing Touchdowns

1. _____ 23 _____ 2012
 2. _____ 15 _____ 2011

Passing Efficiency

1. _____ 140.1 _____ 2012
 2. _____ 126.3 _____ 2013

Total Plays

1. _____ 838 _____ 2013
 2. _____ 798 _____ 2012

Total Offense

1. _____ 5,014 _____ 2013
 2. _____ 4,683 _____ 2012

Total Offense Per Game

1. _____ 417.8 _____ 2013
 2. _____ 390.2 _____ 2012

Yards Per Play

1. _____ 5.98 _____ 2013
 2. _____ 5.87 _____ 2012

Third-Down Conversions

1. _____ 75 (of 167) _____ 2013
 2. _____ 73 (of 163) _____ 2012

Fourth-Down Conversions

1. _____ 10 (of 13) _____ 2013
 _____ 10 (of 16) _____ 2014

DEFENSE

Total Tackles

1. _____ 924 _____ 2014
 2. _____ 906 _____ 2013

Solo Tackles

1. _____ 431 _____ 2014
 2. _____ 430 _____ 2013

Assisted Tackles

1. _____ 493 _____ 2014
 2. _____ 476 _____ 2013

Tackles For Loss

1. _____ 71 (for 234) _____ 2014
 2. _____ 60 (for 274) _____ 2011

Sacks

1. _____ 26 (for 194) _____ 2011
 2. _____ 23 (for 150) _____ 2012

Quarterback Hurries

1. _____ 25 _____ 2013
 2. _____ 22 _____ 2012

Forced Fumbles

1. _____ 16 _____ 2012
 2. _____ 13 _____ 2014

Fumble Recoveries

1. _____ 16 _____ 2012
 2. _____ 11 _____ 2011

Interceptions

1. _____ 13 _____ 2012
 2. _____ 10 _____ 2011

Interception Yards

1. _____ 202 _____ 2011
 2. _____ 166 _____ 2013

Yards Per Interception

1. _____ 20.8 _____ 2013
 2. _____ 20.2 _____ 2011

Interception Touchdowns

1. _____ 2 _____ 2011
 2. _____ 1 _____ 2012, 2013

Passes Defended

1. _____ 56 _____ 2014
 2. _____ 50 _____ 2013

SPECIAL TEAMS

Extra Points

1. _____ 45 (of 45) _____ 2012
 2. _____ 38 (of 38) _____ 2013

Field Goals

1. _____ 17 (of 21) _____ 2014
 2. _____ 15 (of 19) _____ 2012

Field Goal Percentage

1. _____ 81.0 (17-21) _____ 2014
 2. _____ 78.9 (15-19) _____ 2012

Kickoffs

1. _____ 74 _____ 2012
 2. _____ 60 _____ 2013

Touchbacks

1. _____ 21 _____ 2013
 2. _____ 19 _____ 2012, 2014

Kickoff Returns

1. _____ 45 _____ 2012
 2. _____ 41 _____ 2014

Kickoff Return Yards

1. _____ 890 _____ 2011
 2. _____ 875 _____ 2014

Kickoff Return Average

1. _____ 23.42 _____ 2011
 2. _____ 21.34 _____ 2014

Punts

1. _____ 84 _____ 2014
 2. _____ 54 _____ 2013

Punt Average

1. _____ 41.2 _____ 2014
 2. _____ 39.2 _____ 2013

Punt Returns

1. _____ 33 _____ 2014
 2. _____ 18 _____ 2012

Punt Return Yards

1. _____ 281 _____ 2012
 2. _____ 149 _____ 2014

Punt Return Average

1. _____ 15.6 _____ 2012
 2. _____ 6.9 _____ 2011

Blocked Kicks

1. _____ 6 _____ 2011
 2. _____ 5 _____ 2012

OTHER

Penalties

1. _____ 94 (for 913) _____ 2012
 2. _____ 85 (for 789) _____ 2014

TEAM SINGLE-GAME RECORDS



OFFENSE

Points

1. _ 56 _ vs. Northwestern Okla. St. (9/22/12)
2. _ 54 _ vs. Bacone (9/24/11)

Total Touchdowns

1. _ 8 _ vs. Northwestern Okla. St. (9/22/12)
2. _ 7 _ vs. UAB (10/26/13)
- _ 7 _ vs. Minot State (11/19/11)

First Downs

1. _ 31 _ vs. Oklahoma State (9/7/13)
2. _ 27 _ vs. Houston (9/28/13)

Rushing Attempts

1. _ 54 _ at Georgia State (9/15/12)
2. _ 50 _ at Houston (8/29/14)

Rushing Yards

1. _ 299 _ vs. Texas State (11/24/12)
2. _ 289 _ vs. Minot State (11/19/11)

Rushing Touchdowns

1. _ 6 _ vs. Northwestern Okla. St. (9/22/12)
2. _ 4 _ vs. UAB (10/26/13)
- _ 4 _ vs. Minot State (11/19/11)

Rushing Average

1. _ 7.5 _ vs. Texas State (11/24/12)
2. _ 7.4 _ vs. Minot State (11/19/11)

Passing Completions

1. _ 36 _ vs. Houston (9/28/13)
2. _ 30 _ 3x, last at North Texas (11/23/13)

Passing Attempts

1. _ 52 _ at Sam Houston State (10/1/11)
2. _ 50 _ vs. Oklahoma State (9/7/13)

Passing Yards

1. _ 369 _ vs. Oklahoma State (9/7/13)
2. _ 365 _ vs. Houston (9/28/13)

Average Per Completion

1. _ 18.3 _ vs. Tulane (11/9/13)
2. _ 15.3 _ vs. UAB (10/26/13)

Passing Touchdowns

1. _ 4 _ vs. Oklahoma State (9/7/13)
- 4 _ at Louisiana Tech (11/3/12)

Total Plays

1. _ 82 _ vs. Oklahoma State (9/7/13)
2. _ 81 _ vs. Southern Miss (11/13/14)

Total Offense

1. _ 523 _ vs. UAB (10/26/13)
2. _ 504 _ vs. Oklahoma State (9/7/13)

Yards Per Play Average

1. _ 8.1 _ vs. Northwestern Okla. St. (9/22/12)
2. _ 7.8 _ vs. UAB (10/26/13)

Third-Down Conversions

1. _ 14 (of 20) _ at North Texas (11/23/13)
2. _ 12 (of 19) _ vs. McNeese State (11/10/12)

Fourth-Down Conversions

1. _ 4 (of 6) _ vs. Rice (10/12/13)
2. _ 3 (of 3) _ vs. Southern Miss (11/13/14)
- _ 3 (of 3) _ vs. Oklahoma State (9/7/13)
- 3 (of 3) _ vs. South Alabama (10/8/11)
- 3 (of 4) _ at Sam Houston State (10/1/11)

Turnovers

1. _ 6 _ vs. San Jose State (10/20/12)
2. _ 5 _ vs. Houston (9/28/13)
- _ 5 _ at Sam Houston State (10/1/11)

DEFENSE

Total Tackles

1. _ 103 _ at Rice (11/8/14)
2. _ 92 _ at Marshall (10/5/13)

Solo Tackles

1. _ 63 _ vs. Oklahoma State (9/7/13)
2. _ 52 _ at Rice (10/13/12)

Assisted Tackles

1. _ 67 _ at Rice (11/8/14)
2. _ 60 _ vs. FIU (10/11/14)

Tackles For Loss

1. _ 11 _ vs. Bacone (9/24/11)
2. _ 9.5 _ at Rice (11/8/14)

Sacks

1. _ 5 _ 6x, last at Marshall (10/5/13)

Quarterback Hurries

1. _ 6 _ vs. Houston (9/28/13)
2. _ 5 _ 2x, last vs. Northwestern Okla. St. (9/22/12)

Forced Fumbles

1. _ 6 _ vs. FIU (10/11/14)
2. _ 3 _ at Georgia State (9/15/12)

Fumble Recoveries

1. _ 3 _ 3x, last vs. FIU (10/11/14)

Interceptions

1. _ 4 _ at Houston (8/29/14)

Interception Yards

1. _ 101 _ vs. Minot State (11/19/11)
2. _ 93 _ at Tulsa (11/2/13)

Interception Touchdowns

1. _ 1 _ 4x, last at Tulsa (11/2/13)

Passes Defended

1. _ 12 _ at Houston (8/29/14)
2. _ 10 _ at New Mexico State (9/29/12)

Safeties

- T: 1 _ vs. Arizona (9/4/14)

SPECIAL TEAMS

Extra Points

1. _ 8 (of 8) _ vs. Northwestern Okla. St. (9/22/12)
2. _ 7 (of 7) _ vs. UAB (10/26/13)
- _ 7 (of 7) _ vs. Minot State (11/19/11)

Field Goals

1. _ 4 (of 4) _ vs. Southern Miss (11/13/14)
- _ 4 (of 4) _ at South Alabama (9/1/12)
- 4 (of 4) _ vs. Bacone (9/24/11)

Kickoffs

1. _ 11 _ vs. Bacone (9/24/11)
2. _ 9 _ vs. UAB (10/26/13)
- _ 9 _ vs. Northwestern Okla. St. (9/22/12)

Touchbacks

1. _ 7 _ at Idaho (11/17/12)
2. _ 5 _ 3x, last at FAU (9/27/14)

Kickoff Returns

1. _ 9 _ vs. Oklahoma State (9/7/13)
- _ 9 _ at Louisiana Tech (11/3/12)

Kickoff Return Yards

1. _ 186 _ at FAU (9/27/14)
2. _ 180 _ vs. Houston (9/28/13)

Punts

1. _ 11 _ vs. UTEP (10/25/14)
- _ 11 _ at Oklahoma State (9/13/14)

Punt Returns

1. _ 6 _ vs. Northwestern Okla. St. (9/22/12)
2. _ 5 _ 4x, last vs. FIU (10/11/14)

Punt Return Yards

1. _ 132 _ vs. Northwestern Okla. St. (9/22/12)
2. _ 81 _ vs. Texas State (11/24/12)

Blocked Kicks

1. _ 1 _ 11x, last at Idaho (11/17/12)

OTHER

Penalties

1. _ 15 (for 142) _ vs. NW Okla. State (9/22/12)
2. _ 14 (for 142) _ at Louisiana Tech (11/3/12)
- _ 14 (for 115) _ at Houston (8/29/14)

INDIVIDUAL SINGLE-SEASON RECORDS

OFFENSE

Points

1. Sean Ianno _____	71	2013
2. Sean Ianno _____	70	2014
3. Evans Okotcha _____	66	2012
4. Sean Ianno _____	64	2011
5. Sean Ianno _____	51	2012

Total Touchdowns

1. Evans Okotcha _____	11 (8/3)	2012
2. Eric Soza _____	7 (7/0)	2013
3. David Glasco II _____	6 (5/1)	2012
David Glasco II _____	6 (5/1)	2013
Kam Jones _____	6 (5/1)	2013
Eric Soza _____	6 (6/0)	2012

Rushing Attempts

1. David Glasco II _____	150	2014
2. David Glasco II _____	111	2012
3. Evans Okotcha _____	106	2012
4. Eric Soza _____	97	2013
5. David Glasco II _____	95	2013
Eric Soza _____	95	2011

Rushing Yards

1. David Glasco II _____	570	2014
2. David Glasco II _____	537	2012
3. David Glasco II _____	496	2013
4. Evans Okotcha _____	450	2012
5. Evans Okotcha _____	386	2013

Rushing Average

1. Kam Jones _____	10.4	2013
2. Brandon Armstrong _____	8.1	2013
3. Brandon Armstrong _____	6.8	2011
4. Evans Okotcha _____	6.5	2011
5. Kam Jones _____	6.2	2012

Rushing Yards Per Game

1. David Glasco II _____	49.6	2013
2. David Glasco II _____	47.5	2014
3. David Glasco II _____	44.8	2012
4. Jarveon Williams _____	40.6	2014
5. Evans Okotcha _____	37.5	2012

Rushing Touchdowns

1. Evans Okotcha _____	8	2012
2. Eric Soza _____	7	2013
3. Eric Soza _____	6	2012
4. David Glasco II _____	5	2011
David Glasco II _____	5	2012
David Glasco II _____	5	2013
David Glasco II _____	5	2014
Kam Jones _____	5	2013

Passing Completions

1. Eric Soza _____	236	2013
2. Eric Soza _____	172	2011
3. Eric Soza _____	166	2012

Passing Attempts

1. Eric Soza _____	377	2013
2. Eric Soza _____	307	2011
3. Eric Soza _____	282	2012

Passing Yards

1. Eric Soza _____	2,719	2013
2. Eric Soza _____	2,148	2011
3. Eric Soza _____	2,085	2012

Passing Yards Per Game

1. Eric Soza _____	226.6	2013
2. Eric Soza _____	214.8	2011
3. Eric Soza _____	208.5	2012

Passing Touchdowns

1. Eric Soza _____	20	2012
2. Eric Soza _____	14	2011
3. Eric Soza _____	12	2013

Passing Efficiency

1. Eric Soza _____	142.2	2012
2. Eric Soza _____	127.9	2013
3. Eric Soza _____	124.0	2011

Total Offense

1. Eric Soza _____	3,088	2013
2. Eric Soza _____	2,449	2012
3. Eric Soza _____	2,433	2011

Total Offense Per Game

1. Eric Soza _____	257.3	2013
2. Eric Soza _____	244.9	2012
3. Eric Soza _____	243.3	2011

Receptions

1. Kam Jones _____	39	2011
2. Kam Jones _____	34	2013
Kam Jones _____	34	2014
4. Brandon Freeman _____	30	2011
5. Kenny Harrison _____	28	2011

Receiving Yards

1. Kam Jones _____	578	2011
2. Brandon Freeman _____	419	2011
3. Evans Okotcha _____	349	2012
4. Kam Jones _____	345	2013
5. Kenny Bias _____	335	2013

Receiving Average

1. Brandon Freeman _____	21.8	2012
2. Kenny Bias _____	20.9	2013
3. Cole Hubble _____	20.5	2012
4. Kenny Bias _____	18.2	2012
5. Jake Wannamaker _____	17.6	2011

Receiving Yards Per Game

1. Kam Jones _____	57.8	2011
2. Brandon Freeman _____	41.9	2011
3. Kam Jones _____	31.4	2013
4. Evans Okotcha _____	29.1	2012
5. David Morgan II _____	28.3	2014

Receiving Touchdowns

1. Brandon Freeman _____	4	2011
Cole Hicks _____	4	2012
Cole Hubble _____	4	2012
4. Evans Okotcha _____	3	2012
5. 11 players _____	2	—



Eric Soza set six single-season passing marks during his senior season in 2013.

INDIVIDUAL SINGLE-SEASON RECORDS



DEFENSE

Total Tackles

1. Brandon Reeves	95	2012
2. Triston Wade	94	2013
3. Triston Wade	86	2014
4. Jens Jeters	85	2014
5. Steven Kurfehs	82	2013

Solo Tackles

1. Triston Wade	49	2013
2. Triston Wade	47	2014
3. Nic Johnston	45	2012
Triston Wade	45	2012
5. Steven Kurfehs	42	2013

Assisted Tackles

1. Brandon Reeves	62	2012
2. Jens Jeters	51	2014
3. Drew Douglas	43	2013
4. Brandon Reeves	42	2011
5. Nic Johnston	40	2013
Steven Kurfehs	40	2013
Triston Wade	40	2013

Tackles For Loss

1. Cody Rogers	10.0	2014
Marlon Smith	10.0	2011
3. Nic Johnston	9.0	2011
4. Brandon Reeves	8.5	2011
Robert Singletary	8.5	2014

Sacks

1. Marlon Smith	8.0	2011
2. Brandon Reeves	6.0	2011
3. Codie Brooks	5.0	2013
Robert Singletary	5.0	2013
5. Steven Kurfehs	4.5	2012

Quarterback Hurries

1. Jason Neill	7	2012
2. Cody Rogers	5	2013
Marlon Smith	5	2011
4. Ashaad Mabry	4	2011
Brian Price	4	2013
Cody Rogers	4	2012
Cody Rogers	4	2014
Robert Singletary	4	2013

Forced Fumbles

1. Nic Johnston	4	2012
Robert Singletary	4	2014
Triston Wade	4	2012
4. Triston Wade	3	2011
5. Cody Berry	2	2012
Nic Johnston	2	2011
Steven Kurfehs	2	2013
Jason Neill	2	2014
Robert Singletary	2	2013

Fumble Recoveries

1. Nic Johnston	3	2011
2. Crosby Adams III	2	2013
Jens Jeters	2	2014
Brandon Reeves	2	2012
Triston Wade	2	2014
Triston Wade	2	2012
Triston Wade	2	2011
Duke Wheeler	2	2014

Interceptions

1. Erik Brown	4	2012
Triston Wade	4	2014
Triston Wade	4	2012
4. Seven players	2	—

Interception Return Yards

1. Triston Wade	93	2013
2. Jason Neill	67	2011
3. Triston Wade	56	2012
4. Triston Wade	52	2011
5. Steven Kurfehs	45	2011

Interception Return Touchdowns

1. Steven Kurfehs	1	2011
Jason Neill	1	2011
Triston Wade	1	2013
Triston Wade	1	2012

Passes Defended

1. Erik Brown	16	2012
2. Triston Wade	14	2014
3. Bennett Okotcha	11	2013
Triston Wade	11	2012
5. Crosby Adams III	9	2013

SPECIAL TEAMS

Extra Points

1. Sean Ianno	38 (of 38)	2013
2. Sean Ianno	31 (of 31)	2011
3. Kristian Stern	24 (of 24)	2012
4. Sean Ianno	21 (of 21)	2012
5. Sean Ianno	19 (of 21)	2014

Field Goals

1. Sean Ianno	17 (of 21)	2014
2. Sean Ianno	11 (of 18)	2011
Sean Ianno	11 (of 19)	2013
4. Sean Ianno	10 (of 13)	2012

Kickoffs

1. Sean Ianno	60	2013
2. Sean Ianno	42	2011
3. Sean Ianno	33	2014
4. Josh Ward	29	2012
5. Sean Ianno	22	2012

Touchbacks

1. Sean Ianno	21	2013
2. Sean Ianno	16	2014

3. Josh Ward	8	2012
4. Sean Ianno	7	2012

Kickoff Returns

1. Kam Jones	21	2013
2. Kenny Harrison	19	2011
3. Jarveon Williams	15	2014
4. Kenny Harrison	14	2012
5. Kam Jones	12	2014

Kickoff Return Yards

1. Kenny Harrison	510	2011
2. Kam Jones	432	2013
3. Kam Jones	327	2014
4. Kenny Harrison	326	2012
5. Jarveon Williams	316	2014

Kickoff Return Average

1. Kam Jones	27.3	2014
2. Kenny Harrison	26.8	2011
3. Kam Jones	24.4	2011
4. Kenny Harrison	23.3	2012
5. Jarveon Williams	23.1	2013

Punts

1. Kristian Stern	83	2014
2. Kristian Stern	50	2013
3. Josh Ward	30	2011
4. Josh Ward	28	2012
5. Kristian Stern	23	2012

Punt Average

1. Kristian Stern	41.2	2014
2. Kristian Stern	40.9	2011
3. Kristian Stern	40.4	2013
4. Kristian Stern	39.7	2012
5. Josh Ward	35.1	2011

Punt Returns

1. Kenny Harrison	24	2014
2. Kenny Harrison	12	2012
3. Erik Brown	11	2011
4. Kenny Harrison	7	2013
5. Aaron Grubb	6	2014

Punt Return Yards

1. Kenny Harrison	208	2012
2. Kenny Harrison	118	2014
3. Erik Brown	75	2011
4. Aaron Grubb	57	2012
5. Kenny Harrison	51	2013

Punt Return Average

1. Kenny Harrison	17.3	2012
2. Aaron Grubb	14.2	2012
3. Kenny Harrison	7.3	2013
4. Erik Brown	6.8	2011

Blocked Kicks

1. Charles Wort	2	2012
2. Nine players	1	—

INDIVIDUAL SINGLE-GAME RECORDS

OFFENSE

Points

1. Kenny Bias _____ 18 vs. OSU (9/7/13)
- Eric Soza _____ 18 at UI (11/17/12)
- Evans Okotcha _____ 18 at GSU (9/15/12)
- Sean Ianno _____ 18 vs. BC (9/24/11)

Total Touchdowns

1. Kenny Bias _____ 3 vs. OSU (9/7/13)
- Eric Soza _____ 3 at UI (11/17/12)
- Evans Okotcha _____ 3 at GSU (9/15/12)

Rushing Attempts

1. Evans Okotcha _____ 26 vs. LTU (11/30/13)
2. David Glasco II _____ 25 at UH (8/29/14)

Rushing Yards

1. David Glasco II _____ 135 at Tulsa (11/2/13)
2. David Glasco II _____ 108 vs. USM (11/13/14)
3. Evans Okotcha _____ 106 vs. BC (9/24/11)
4. Brandon Armstrong _____ 105 vs. MSU (11/19/11)
- Evans Okotcha _____ 105 vs. LTU (11/30/13)
6. Evans Okotcha _____ 104 at NT (11/23/13)
7. Eric Soza _____ 102 vs. NSU (9/3/11)

Longest Rush

1. Kam Jones _____ 84t at Tulsa (11/2/13)
2. Evans Okotcha _____ 77t vs. MSU (11/19/11)

Rushing Touchdowns

1. Eric Soza _____ 3 at UI (11/17/12)
- Evans Okotcha _____ 3 at GSU (9/15/12)

Passing Completions

1. Eric Soza _____ 30 at NT (11/23/13)
- Eric Soza _____ 30 at UA (9/14/13)
3. Eric Soza _____ 29 vs. UH (9/28/13)

Passing Attempts

1. Eric Soza _____ 52 at SHSU (10/1/11)
2. Eric Soza _____ 49 at NT (11/23/13)

Passing Yards

1. Eric Soza _____ 316 vs. UH (9/28/13)
2. Eric Soza _____ 314 at LTU (11/3/12)

Longest Passing Completion

1. Soza to Bias _____ 82t at NMSU (9/29/12)
2. Polite to Okotcha _____ 69t vs. SJSU (10/20/12)

Passing Touchdowns

1. Eric Soza _____ 4 at LTU (11/3/12)
2. Eric Soza _____ 3 (4x), last vs. OSU (9/7/13)

Total Offense

1. Ryan Polite _____ 346 vs. SJSU (10/20/12)
2. Eric Soza _____ 339 vs. NSU (9/3/11)

Receptions

1. Kam Jones _____ 8 at MCN (11/12/11)
2. Kam Jones _____ 7 at SHSU (10/8/11)

Receiving Yards

1. Kam Jones _____ 120 at MCN (11/12/11)
2. Brandon Freeman _____ 108 at UCD (10/15/11)

Longest Reception

1. Kenny Bias _____ 82t at NMSU (9/29/12)
2. Evans Okotcha _____ 69t vs. SJSU (10/20/11)

Receiving Touchdowns

1. Kenny Bias _____ 2 vs. OSU (9/7/13)
- Cole Hubble _____ 2 at LTU (11/3/12)

DEFENSE

Total Tackles

1. Cody Rogers _____ 16 at MCN (11/12/11)
2. Brandon Reeves _____ 13 vs. MCN (11/10/12)
- Steven Kurfehs _____ 13 (2x), last at SHSU (10/1/11)

Solo Tackles

1. Triston Wade _____ 10 vs. USU (10/27/12)
2. Triston Wade _____ 9 (2x), last at NT (11/23/13)
- Steven Kurfehs _____ 9 (2x), last vs. USA (10/8/11)

Assisted Tackles

1. Jens Jeters _____ 9 vs. FIU (10/11/14)
- Steven Kurfehs _____ 9 vs. Tulane (11/9/13)
- Nic Johnston _____ 9 vs. UAB (10/26/13)
- Brandon Reeves _____ 9 (2x), last vs. MCN (11/10/12)
- Blake Terry _____ 9 vs. TAMUC (9/8/12)
- Cody Rogers _____ 9 at MCN (11/12/11)

Tackles For Loss

1. Robert Singletary _____ 4.5 vs. FIU (10/11/14)
2. Marlon Smith _____ 4 vs. MCM (9/10/11)

Sacks

1. Marlon Smith _____ 4 vs. MCM (9/10/11)
2. Robert Singletary _____ 3 vs. FIU (10/11/14)

Quarterback Hurries

1. Jason Neill _____ 4 vs. NWOSU (9/22/12)
2. Cody Rogers _____ 3 vs. NT (11/29/14)

Forced Fumbles

1. Robert Singletary _____ 2 vs. FIU (10/11/14)

Fumble Recoveries

1. Nic Johnston _____ 2 vs. BC (9/24/11)

Longest Fumble Return

1. Steven Kurfehs _____ 50t vs. SJSU (10/20/12)

Interceptions

1. Triston Wade _____ 2 at Tulsa (11/2/13)

Longest Interception Return

1. Triston Wade _____ 82t at Tulsa (11/2/13)
2. Jason Neill _____ 67t vs. MSU (11/19/11)

Passes Defended

1. Erik Brown _____ 3 (2x), last at RU (10/13/12)
- Nic Johnston _____ 3 at NMSU (9/29/12)
- Marlon Smith _____ 3 vs. MCM (9/10/11)
- Triston Wade _____ 3 (3x), last vs. USM (11/13/14)

SPECIAL TEAMS

Extra Points

1. Sean Ianno _____ 7 vs. UAB (10/26/13)
- Kristian Stern _____ 7 vs. NWOSU (9/22/12)
- Sean Ianno _____ 7 vs. MSU (11/19/11)

Field Goals

1. Sean Ianno _____ 4 (of 4) vs. USM (11/13/14)
- Sean Ianno _____ 4 (of 4), at USA (9/1/12)
- Sean Ianno _____ 4 (of 4), vs. BC (9/24/11)

Longest Field Goal

1. Sean Ianno _____ 53 at FAU (9/27/14)
2. Sean Ianno _____ 51 at USA (9/1/12)

Kickoffs

1. Sean Ianno _____ 10 vs. BC (9/24/11)
2. Sean Ianno _____ 9 vs. UAB (10/26/13)

Touchbacks

1. Josh Ward _____ 7 at UI (11/17/12)
2. Sean Ianno _____ 5 at FAU (9/27/14)
- Sean Ianno _____ 5 vs. UAB (10/26/13)
- Sean Ianno _____ 5 at USA (9/1/12)

Kickoff Returns

1. Kam Jones _____ 8 vs. OSU (9/7/13)
2. Kenny Harrison _____ 6 vs. SJSU (10/20/12)

Kickoff Return Yards

1. Kam Jones _____ 158 vs. OSU (9/7/13)
2. Kam Jones _____ 114 at FAU (9/27/14)

Longest Kickoff Return

1. Kenny Harrison _____ 87 at FAU (9/27/14)
2. Kenny Harrison _____ 84 at GSU (9/15/12)

Punts

1. Kristian Stern _____ 11 at OSU (9/13/14)
- Kristian Stern _____ 11 vs. UTEP (10/25/14)

Longest Punt

1. Kristian Stern _____ 69 at OSU (9/13/14)
2. Kristian Stern _____ 60 at Tulsa (11/2/13)

Punt Returns

1. Kenny Harrison _____ 5 at OSU (9/13/14)
- Kenny Harrison _____ 5 at UH (8/29/14)

Punt Return Yards

1. Kenny Harrison _____ 81 vs. TXST (11/24/12)
2. Kenny Harrison _____ 67 vs. NWOSU (9/22/12)

Longest Punt Return

1. Kenny Harrison _____ 79 vs. TXST (11/24/12)
2. Kenny Harrison _____ 62 vs. OSU (9/7/13)

All-Purpose Yards

1. Kam Jones _____ 203 vs. OSU (9/7/13)
2. Kam Jones _____ 185 vs. UH (9/28/13)

Blocked Kicks

1. 10 players _____ 1 last, Nic Johnston at UI (11/17/12)



OFFENSE

Points

1. 256 _____ Sean Ianno _____ 2011-14
2. 134 _____ David Glasco II _____ 2011-14
3. 114 _____ Evans Okotcha _____ 2011-13

Total Touchdowns

1. 22 _____ David Glasco II _____ 2011-14
2. 19 _____ Evans Okotcha _____ 2011-13
3. 16 _____ Eric Soza _____ 2011-13

Rushing Attempts

1. 400 _____ David Glasco II _____ 2011-14
2. 259 _____ Eric Soza _____ 2011-13
3. 249 _____ Evans Okotcha _____ 2011-13

Rushing Yards

1. 1,752 _____ David Glasco II _____ 2011-14
2. 1,162 _____ Evans Okotcha _____ 2011-13
3. 1,018 _____ Eric Soza _____ 2011-13

Rushing Average

1. 6.46 _____ Kam Jones _____ 2011-14
2. 5.57 _____ Brian Vaughn _____ 2012-13
3. 5.47 _____ Brandon Armstrong _____ 2011-14

Rushing Touchdowns

1. 20 _____ David Glasco II _____ 2011-14
2. 16 _____ Eric Soza _____ 2011-13
3. 14 _____ Evans Okotcha _____ 2011-13

Passing Completions

1. 574 _____ Eric Soza _____ 2011-13
2. 119 _____ Tucker Carter _____ 2013-14
3. 81 _____ Austin Robinson _____ 2014

Passing Attempts

1. 966 _____ Eric Soza _____ 2011-13
2. 200 _____ Tucker Carter _____ 2013-14
3. 146 _____ Austin Robinson _____ 2014

Passing Yards

1. 6,952 _____ Eric Soza _____ 2011-13
2. 1,273 _____ Tucker Carter _____ 2013-14
3. 645 _____ Austin Robinson _____ 2014

Passing Yards Per Game

1. 217.2 _____ Eric Soza _____ 2011-13
2. 120.8 _____ Ryan Polite _____ 2012
3. 97.9 _____ Tucker Carter _____ 2013-14

Passing Touchdowns

1. 46 _____ Eric Soza _____ 2011-13
2. 5 _____ Tucker Carter _____ 2013-14
3. 3 _____ Ryan Polite _____ 2012

Passing Efficiency

1. 130.8 _____ Eric Soza _____ 2011-13
2. 114.2 _____ Tucker Carter _____ 2013-14

Total Offense

1. 7,970 _____ Eric Soza _____ 2011-13
2. 1,752 _____ David Glasco II _____ 2011-14
3. 1,301 _____ Tucker Carter _____ 2013-14

Total Offense Per Game

1. 249.1 _____ Eric Soza _____ 2011-13
2. 142.2 _____ Ryan Polite _____ 2012
3. 108.4 _____ Austin Robinson _____ 2014

Receptions

1. 130 _____ Kam Jones _____ 2011-14

2. 88 _____ Kenny Harrison _____ 2011-14
3. 67 _____ Marcellus Mack _____ 2011-14

Receiving Yards

1. 1,478 _____ Kam Jones _____ 2011-14
2. 880 _____ Brandon Freeman _____ 2011-14
3. 768 _____ Cole Hubble _____ 2011-14

Receiving Average

1. 18.78 _____ Kenny Bias _____ 2012-14
2. 17.57 _____ Jake Wanamaker _____ 2011
3. 16.89 _____ Seth Grubb _____ 2011-14

Receiving Touchdowns

1. 6 _____ Kenny Bias _____ 2012-14
- 6 _____ Cole Hubble _____ 2011-14
2. 5 _____ Kenny Harrison _____ 2011-14
- 5 _____ Evans Okotcha _____ 2011-13

DEFENSE

Total Tackles

1. 293 _____ Triston Wade _____ 2011-14
2. 220 _____ Nic Johnston _____ 2011-14
3. 214 _____ Steven Kurfehs _____ 2011-13

Solo Tackles

1. 169 _____ Triston Wade _____ 2011-14
2. 115 _____ Steven Kurfehs _____ 2011-13
3. 111 _____ Nic Johnston _____ 2011-14

Assisted Tackles

1. 124 _____ Triston Wade _____ 2011-14
2. 109 _____ Nic Johnston _____ 2011-14
3. 104 _____ Brandon Reeves _____ 2011-12

Tackles For Loss

1. 19.0 _____ Nic Johnston _____ 2011-14
- 19.0 _____ Cody Rogers _____ 2011-14
3. 15.5 _____ Steven Kurfehs _____ 2011-13

Sacks

1. 9.0 _____ Cody Rogers _____ 2011-14
2. 8.5 _____ Robert Singletery _____ 2013-14
3. 8.0 _____ Marlon Smith _____ 2011

Quarterback Hurries

1. 14 _____ Cody Rogers _____ 2011-14
2. 12 _____ Jason Neill _____ 2011-14
3. 9 _____ Steven Kurfehs _____ 2011-13

Forced Fumbles

1. 8 _____ Triston Wade _____ 2011-14
2. 7 _____ Nic Johnston _____ 2011-14
3. 6 _____ Robert Singletery _____ 2013-14

Fumble Recoveries

1. 6 _____ Triston Wade _____ 2011-14
2. 4 _____ Nic Johnston _____ 2011-14
3. 3 _____ Crosby Adams III _____ 2011-14
- 3 _____ Marcellus Mack _____ 2011-14
- 3 _____ Brandon Reeves _____ 2011-12

Fumble Return Touchdowns

1. 1 _____ Crosby Adams III _____ 2011-14
- 1 _____ Nic Johnston _____ 2011-14
- 1 _____ Steven Kurfehs _____ 2011-13

Interceptions

1. 12 _____ Triston Wade _____ 2011-14
2. 4 _____ Crosby Adams III _____ 2011-14
- 4 _____ Erik Brown _____ 2011-12
- 4 _____ Nic Johnston _____ 2011-14

Interception Return Yards

1. 195 _____ Triston Wade _____ 2011-14
2. 67 _____ Jason Neill _____ 2011-14
3. 59 _____ Brian King _____ 2012-14

Interception Return Touchdowns

1. 2 _____ Triston Wade _____ 2011-14
2. 1 _____ Steven Kurfehs _____ 2011-13
- 1 _____ Jason Neill _____ 2011-14

Passes Defended

1. 35 _____ Triston Wade _____ 2011-14
2. 18 _____ Erik Brown _____ 2011-12
3. 17 _____ Crosby Adams III _____ 2011-14

SPECIAL TEAMS

Extra Points

1. 109 _____ Sean Ianno _____ 2011-14
2. 24 _____ Kristian Stern _____ 2011-14

Field Goals

1. 49 _____ Sean Ianno _____ 2011-14
2. 5 _____ Kristian Stern _____ 2011-14

Kickoffs

1. 157 _____ Sean Ianno _____ 2011-14
2. 38 _____ Josh Ward _____ 2011-13

Touchbacks

1. 49 _____ Sean Ianno _____ 2011-14
2. 8 _____ Josh Ward _____ 2011-13

Kickoff Returns

1. 43 _____ Kam Jones _____ 2011-14
2. 39 _____ Kenny Harrison _____ 2011-14
3. 24 _____ Jarveon Williams _____ 2013-14

Kickoff Return Yards

1. 989 _____ Kam Jones _____ 2011-14
2. 969 _____ Kenny Harrison _____ 2011-14
3. 524 _____ Jarveon Williams _____ 2013-14

Kickoff Return Average

1. 24.85 _____ Kenny Harrison _____ 2011-14
2. 24.83 _____ Josiah Monroe _____ 2011-14
3. 23.00 _____ Kam Jones _____ 2011-14

Punts

1. 172 _____ Kristian Stern _____ 2011-14
2. 61 _____ Josh Ward _____ 2011-13

Punt Average

1. 40.77 _____ Kristian Stern _____ 2011-14
2. 34.13 _____ Josh Ward _____ 2011-13

Punt Returns

1. 43 _____ Kenny Harrison _____ 2011-14
2. 11 _____ Erik Brown _____ 2011-12
3. 10 _____ Aaron Grubb _____ 2012-14

Punt Return Yards

1. 377 _____ Kenny Harrison _____ 2011-14
2. 84 _____ Aaron Grubb _____ 2012-14
3. 75 _____ Erik Brown _____ 2011-12

Punt Return Average

1. 8.77 _____ Kenny Harrison _____ 2011-14
2. 8.40 _____ Aaron Grubb _____ 2012-14

Blocked Kicks

1. 2 _____ Charles Wort _____ 2012
2. 1 _____ Nine players _____



OPPONENT SINGLE-GAME RECORDS

OFFENSE

Points

T: 59 _____ Houston (9/28/13)

I: 18 _____ Kenneth Dixon, LTU (11/3/12)

Total Touchdowns

T: 8 _____ 2x, last, Houston (9/28/13)

I: 3 _____ Kenneth Dixon, LTU (11/3/12)

First Downs

T: 33 _____ Louisiana Tech (11/3/12)

Rushing Attempts

T: 58 _____ Rice (10/13/12)

I: 30 _____ Nick Wilson, UA (9/4/14)

Rushing Yards

T: 301 _____ Rice (10/13/12)

I: 174 _____ Nick Wilson, UA (9/4/14)

Longest Rush

I: 77ft _____ Jhurell Pressley, UNM (10/4/14)

Rushing Touchdowns

T: 4 _____ South Alabama (10/8/11)

I: 3 _____ Kenneth Dixon, LTU (11/3/12)

Passing Completions

T: 35 _____ Oklahoma State (9/7/13)

I: 34 _____ Cody Stroud, MCN (11/10/12)

Passing Attempts

T: 46 _____ North Texas (11/23/13)

_____ McNeese State (11/10/12)

I: 46 _____ Derek Thompson, NT (11/23/13)

_____ Cody Stroud, MCN (11/10/12)

Passing Yards

T: 518 _____ Oklahoma State (9/7/13)

I: 372 _____ Jake Mullin, MCM (9/10/11)

Longest Passing Completion

I: 85ft _____ Solomon to Jones, UA (9/4/13)

Passing Touchdowns

T: 6 _____ Oklahoma State (9/7/13)

I: 5 _____ Brandon Doughty, WKU (11/22/14)

Total Plays

T: 84 _____ Rice (11/8/14)

Total Offense

T: 605 _____ Oklahoma State (9/7/13)

I: 375 _____ Colby Cameron, LTU (11/3/12)

Receptions

I: 13 _____ Darnell Smith, NT (11/23/13)

Receiving Yards

I: 152 _____ Quinton Patton, LTU (11/3/12)

Longest Reception

I: 85ft _____ Cayleb Jones, UA (9/4/14)

Receiving Touchdowns

I: 2 _____ 5x, last, Jared Dangerfield, WKU (11/22/14)

Third-Down Conversions

T: 12 (of 20) _____ Rice (11/8/14)

Fourth-Down Conversions

T: 3 (of 3) _____ McMurry (9/10/11)

Turnovers

T: 6 _____ Houston (8/29/14)

DEFENSE

Total Tackles

I: 16 _____ Derick Mathews, UH (8/29/14)

_____ Jared Tevis, UA (9/4/14)

Tackles For Loss

T: 13 _____ Marshall (10/5/13)

I: 3 _____ 2x, last, Jake Johnson, USA (10/8/11)

Sacks

T: 5 _____ New Mexico (10/4/14)

I: 2 _____ Gavin Rucker, WKU (11/22/14)

_____ Josh Furman, OSU (9/13/14)

_____ Jake Muasau, GSU (10/29/11)

Quarterback Hurries

I: 2 _____ 11x, last, Zach Patt, Rice (11/8/14)

Forced Fumbles

T: 4 _____ San Jose State (10/20/20)

I: 2 _____ Nick Gathrite, UTEP (10/25/14)

_____ Reggie Gilbert, UA (9/14/13)

_____ Clifton Crews, USA (10/8/11)

Fumble Recoveries

T: 5 _____ San Jose State (10/20/12)

I: 2 _____ Bene Benwikere, SJSU (10/20/12)

Interceptions

T: 4 _____ Houston (9/28/13)

I: 2 _____ Terrell Pinson, LTU (10/18/14);

Kenneth Jenkins, SHSU (10/1/11)

Longest Interception Return

I: 96ft _____ William Jackson, UH (9/28/13)

Interception Touchdowns

I: 1 _____ 5x, last, Cre'von LeBlanc, FAU (9/27/14)

Passes Defended

T: 10 _____ Marshall (10/5/13)

I: 4 _____ Terrell Pinson, LTU (10/18/14);

Gene Hudson, MCM (9/10/11)

Safeties

T: 1 _____ Sam Houston State (10/1/11)

SPECIAL TEAMS

Extra Points

T: 8 (of 8) _____ 2x, last, Houston (9/28/13)

I: 8 (of 8) _____ Ben Grogan, OSU (9/7/13)

Field Goals

T: 4 _____ Arizona (9/4/14)

_____ North Texas (11/29/14)

I: 4 _____ Casey Skowron, UA (9/4/14)

_____ Trevor Moore, NT (11/29/14)

Longest Field Goal

I: 51 _____ Trey Farquhar, UI (11/17/12)

Kickoffs

T: 10 _____ Houston (9/28/13)

I: 9 _____ 3x, last Kip Smith, OSU (9/7/13)

Touchbacks

T: 6 _____ 2x, last, Marshall (10/5/13)

I: 6 _____ 2x, last, Amoreto Curraj, MU (10/5/13)

Kickoff Returns

T: 8 _____ 3x, last Northwestern Okla. St. (9/22/12)

I: 7 _____ Stanley Johnson, BC (9/24/11)

Kickoff Return Yards

T: 155 _____ San Jose State (10/20/12)

I: 155 _____ Tyler Ervin, SJSU (10/20/12)

Longest Kickoff Return

I: 100ft _____ Autrey Golden, UTEP (9/21/13)

Punts

T: 10 _____ 2x, last Northwestern Okla. St. (9/22/12)

I: 9 _____ 2x, last Kyle Jech, NWOSU (9/22/12)

Longest Punt

I: 65 _____ Ryan Allen, LTU (11/3/12)

Punt Returns

T: 6 _____ Sam Houston State (10/1/11)

I: 5 _____ Brandon Closner, SHSU (10/1/11)

Punt Return Yards

T: 102 _____ Southern Utah (9/17/11)

I: 103 _____ Brady Measom, SUU (9/17/11)

Longest Punt Return

I: 62 _____ Brady Measom, SUU (9/17/11)

Blocked Kicks

T: 2 _____ McMurry (9/10/11)

I: 1 _____ 7x, last, Brett Bowers, UNM (10/4/14)

OTHER

Penalties

T: 15 (for 157) _____ Louisiana Tech (11/3/12)



NOTE: UTSA games only

TEAM

Points: 59, Houston (9/28/13)

Touchdowns: 8, UTSA vs. Bacone (9/24/11); Oklahoma State (9/7/13); Houston (9/28/13)

First Downs: 31, UTSA vs. Oklahoma State (9/7/13)

Rushing Attempts: 49, UTSA vs. Rice (10/12/13); UTSA vs. Louisiana Tech (11/30/13)

Rushing Yards: 299, UTSA vs. Texas State (11/24/12)

Rushing Touchdowns: 6, UTSA vs. Northwestern Oklahoma State (9/22/12)

Passing Completions: 36, UTSA vs. Houston (9/28/13)

Passing Attempts: 50, UTSA vs. Oklahoma State (9/7/13)

Passing Yards: 518, Oklahoma State (9/7/13)

Passing Touchdowns: 6, Oklahoma State (9/7/13)

Total Plays: 82, UTSA vs. Oklahoma State (9/7/13)

Total Offense: 605, Oklahoma State (9/7/13)

Turnovers: 6, UTSA vs. Houston (9/28/13)

Sacks: 5 (5x), last, New Mexico (10/4/14)

Interceptions: 4, Houston (9/28/13)

Forced Fumbles: 6, UTSA vs. FIU (10/11/14)

Fumble Recoveries: 5, San Jose State (10/20/12)

Extra Points: 8, UTSA vs. Bacone (9/24/11); Oklahoma State (9/7/13); Houston (9/28/13)

Field Goals: 4, UTSA vs. Bacone (9/24/11); Arizona (9/4/14); UTSA vs. Southern Miss (11/13/14)

Kickoffs: 11, UTSA vs. Bacone (9/24/11)

Touchbacks: 5, UTSA vs. UAB (10/26/13)

Punts: 11, UTSA vs. UTEP (10/25/14)

Blocked Kicks: 2, McMurry (9/10/11)

Penalties: 15, UTSA vs. Northwestern Oklahoma State (9/22/12)

Penalty Yards: 142, (2x) last, UTSA vs. Texas State (11/24/12)

INDIVIDUAL

Touchdowns: 3, Kenny Bias, UTSA vs. Oklahoma State (9/7/13)

Rushing Attempts: 30, Nick Wilson, Arizona (9/4/14)

Rushing Yards: 174, Nick Wilson, Arizona (9/4/14)

Longest Rush: 77 (TD), Evans Okotcha, UTSA vs. Minot State (11/19/11); 77 (TD), Jhurell Pressley, New Mexico (10/4/14)

Rushing Touchdowns: 2 (7x), last, Kam Jones, UTSA vs. UAB (10/26/13)

Passing Completions: 34, Cody Stroud, McNeese State (11/10/12)

Passing Attempts: 46, Cody Stroud, McNeese State (11/10/12)

Passing Yards: 372, Jake Mullin, McMurry (9/10/11)

Longest Passing Completion: 85 (TD), Anu Solomon to Cayleb Jones, Arizona (9/4/14)

Passing Touchdowns: 4, J.W. Walsh, Oklahoma State (9/7/13); John O'Korn, Houston (9/28/13)

Receptions: 9, Deontay Greenberry, Houston (9/28/13)

Receiving Yards: 149, Deontay Greenberry, Houston (9/28/13)

Longest Reception: 85 (TD), Cayleb Jones, Arizona (9/4/14)

Receiving Touchdowns: 2, Kenny Bias, UTSA vs. Oklahoma State (9/7/13); Xavier Maxwell, Houston (9/28/13)

Tackles: 16, Jared Tevis, Arizona (9/4/14)

Tackles For Loss: 4.5, Robert Singletary, UTSA vs. FIU (10/11/14)

Sacks: 4, Marlon Smith, UTSA vs. McMurry (9/10/11)

Interceptions: 1 (43x), last, Triston Wade, UTSA vs. Southern Miss (11/13/14)

Longest Interception Return: 96 (TD), William Jackson, Houston (9/28/13)

Interception Touchdowns: 1 (6x), last, Jimmy Musgrave, UTEP (10/25/14)

Extra Points: 8 (of 8), Ben Grogan, Oklahoma State (9/7/13)

Field Goals: 4, Sean Ianno, UTSA vs. Bacone (9/24/11); Casey Skowron, Arizona (9/4/14); Sean Ianno, UTSA vs. Southern Miss (11/13/14)

Kickoffs: 10, Sean Ianno, UTSA vs. Bacone (9/24/11)

Touchbacks: 5 Sean Ianno, UTSA vs. UAB (10/26/13)

Kickoff Returns: 8, Kam Jones, UTSA vs. Oklahoma State (9/7/13)

Longest Kickoff Return: 92 (TD), Tyler Ervin, San Jose State (10/20/12)

Punts: 11, Kristian Stern, UTSA vs. UTEP (10/25/14)

Longest Punt: 64, Matt Hubbard, Georgia State (10/29/11)

Punting Average: 50.7, Jake Mullin, McMurry (9/10/11)

Punt Returns: 4, Erik Brown, UTSA vs. Bacone (9/24/11)

Longest Punt Return: 79 (TD), Kenny Harrison, UTSA vs. Texas State (11/24/12)



ALL-TIME RESULTS

YEAR-BY-YEAR RESULTS



LARRY COKER
 2011-present (4 Years)
 Overall: 23-23 (.500)
 Conference: 12-10 (.545)

2011 — 4-6 (FCS Independent)

9/3 _____ Northeastern State _____ W, 31-3
 9/10 _____ McMurry _____ L, 21-24
 9/17 _____ at Southern Utah _____ L, 22-45
 9/24 _____ Bacone# _____ W, 54-7
 10/1 _____ at #16 Sam Houston State _____ L, 7-22
 10/8 _____ South Alabama _____ L, 27-30 (2OT)
 10/15 _____ at UC Davis _____ L, 17-38
 10/29 _____ Georgia State _____ W, 17-14 (OT)
 11/12 _____ at McNeese State _____ L, 21-24
 11/19 _____ Minot State _____ W, 49-7

2012 — 8-4 (3-3 Western Athletic Conference)

9/1 _____ at South Alabama _____ W, 33-31
 9/8 _____ Texas A&M-Commerce _____ W, 27-16
 9/15 _____ at Georgia State _____ W, 38-14
 9/22 _____ Northwestern Oklahoma State _____ W, 56-3
 9/29 _____ at New Mexico State* _____ W, 35-14
 10/13 _____ at Rice _____ L, 14-34
 10/20 _____ San Jose State*# _____ L, 24-52
 10/27 _____ Utah State* _____ L, 17-48
 11/3 _____ at #22 Louisiana Tech* _____ L, 27-51
 11/10 _____ McNeese State _____ W, 31-24
 11/17 _____ at Idaho* _____ W, 34-27
 11/24 _____ Texas State* _____ W, 38-31

2013 — 7-5 (6-2 Conference USA)

8/31 _____ at New Mexico _____ W, 21-13
 9/7 _____ #13 Oklahoma State _____ L, 35-56
 9/14 _____ at Arizona _____ L, 13-38
 9/21 _____ at UTEP* _____ W, 32-13
 9/28 _____ Houston _____ L, 28-59
 10/5 _____ at Marshall* _____ L, 10-34
 10/12 _____ Rice* _____ L, 21-27
 10/26 _____ UAB*# _____ W, 52-31
 11/2 _____ at Tulsa* _____ W, 34-15
 11/9 _____ Tulane* _____ W, 10-7
 11/23 _____ at North Texas* _____ W, 21-13
 11/30 _____ Louisiana Tech* _____ W, 30-10

2014 — 4-8 (3-5 Conference USA)

8/29 _____ at Houston _____ W, 27-7
 9/4 _____ Arizona _____ L, 23-26
 9/13 _____ at Oklahoma State _____ L, 13-43
 9/27 _____ at Florida Atlantic* _____ L, 37-41
 10/4 _____ New Mexico _____ L, 9-21
 10/11 _____ FIU*# _____ W, 16-13
 10/18 _____ at Louisiana Tech* _____ L, 20-27
 10/25 _____ UTEP* _____ L, 0-34
 11/8 _____ at Rice* _____ L, 7-17
 11/13 _____ Southern Miss* _____ W, 12-10
 11/22 _____ at Western Kentucky* _____ L, 7-45
 11/29 _____ North Texas* _____ W, 34-27

* conference game
 # Homecoming Game

ALL-TIME SERIES RESULTS

Arizona (0-2)

H: 0-1 | A: 0-1
 9/14/13 _____ aL _____ 13-38
 9/4/14 _____ hL _____ 23-26

Bacone (1-0)

H: 1-0 | A: 0-0
 9/24/11 _____ hW _____ 54-7

FIU (1-0)

H: 1-0 | A: 0-0
 10/11/14 _____ hW _____ 16-13

Florida Atlantic (0-1)

H: 0-0 | A: 0-1
 9/27/13 _____ aL _____ 37-41

Georgia State (2-0)

H: 1-0 | A: 1-0
 10/29/11 _____ hW _____ (OT) 17-14
 9/15/12 _____ aW _____ 38-14

Houston (1-1)

H: 0-1 | A: 1-0
 9/28/13 _____ hL _____ 28-59
 8/29/14 _____ aW _____ 27-7

Idaho (1-0)

H: 0-0 | A: 1-0
 11/17/12 _____ aW _____ 34-27

Louisiana Tech (1-2)

H: 1-0 | A: 0-2
 11/3/12 _____ aL _____ 27-51
 11/30/13 _____ hW _____ 30-10
 10/18/14 _____ aL _____ 20-27

Marshall (0-1)

H: 0-0 | A: 0-1
 10/5/13 _____ aL _____ 10-34

McMurry (0-1)

H: 0-1 | A: 0-0
 9/10/11 _____ hL _____ 21-24

McNeese State (1-1)

H: 1-0 | A: 0-1
 11/12/11 _____ aL _____ 21-24
 11/10/12 _____ hW _____ 31-24

Minot State (1-0)

H: 1-0 | A: 0-0
 11/19/11 _____ hW _____ 49-7

New Mexico (1-1)

H: 0-1 | A: 1-0
 8/31/13 _____ aW _____ 21-13
 10/4/14 _____ hL _____ 9-21

New Mexico State (1-0)

H: 0-0 | A: 1-0
 9/29/12 _____ aW _____ 35-14

North Texas (2-0)

H: 1-0 | A: 1-0
 11/23/13 _____ aW _____ 21-13
 11/29/14 _____ hW _____ 34-27

Northeastern State (1-0)

H: 1-0 | A: 0-0
 9/3/11 _____ hW _____ 31-3

Northwestern Okla. State (1-0)

H: 1-0 | A: 0-0
 9/22/12 _____ hW _____ 56-3

Oklahoma State (0-2)

H: 0-1 | A: 0-1
 9/7/13 _____ hL _____ 35-56
 9/13/14 _____ aL _____ 13-43

Rice (0-3)

H: 0-1 | A: 0-2
 10/13/12 _____ aL _____ 14-34
 10/12/13 _____ hL _____ 21-27
 11/8/14 _____ aL _____ 7-17

Sam Houston State (0-1)

H: 0-0 | A: 0-1
 10/1/11 _____ aL _____ 7-22

San Jose State (0-1)

H: 0-1 | A: 0-0
 10/20/12 _____ hL _____ 24-52

South Alabama (1-1)

H: 0-1 | A: 1-0
 10/8/11 _____ hL _____ (2OT) 27-30
 9/1/12 _____ aW _____ 33-31

Southern Miss (1-0)

H: 1-0 | A: 0-0
 11/13/14 _____ hW _____ 12-10

Southern Utah (0-1)

H: 0-0 | A: 0-1
 9/17/11 _____ aL _____ 22-45

Texas A&M-Commerce (1-0)

H: 1-0 | A: 0-0
 9/8/12 _____ hW _____ 27-16

Texas State (1-0)

H: 1-0 | A: 0-0
 11/24/12 _____ hW _____ 38-31

Tulane (1-0)

H: 1-0 | A: 0-0
 11/9/13 _____ hW _____ 10-7

Tulsa (1-0)

H: 0-0 | A: 1-0
 11/2/13 _____ aW _____ 34-15

UAB (1-0)

H: 1-0 | A: 0-0
 10/26/13 _____ hW _____ 52-31

UC Davis (0-1)

H: 0-0 | A: 0-1
 10/15 _____ aL _____ 17-38

Utah State (0-1)

H: 0-1 | A: 0-0
 10/27/12 _____ hL _____ 17-48

UTEP (1-1)

H: 0-1 | A: 1-0
 9/21/13 _____ aW _____ 32-13
 10/25/14 _____ hL _____ 0-34

Western Kentucky (0-1)

H: 0-0 | A: 0-1
 11/22/14 _____ aL _____ 7-45

ALL-TIME RECORD BREAKDOWN

Home: 14-10 • Away: 9-13

MISCELLANEOUS RECORDS



ALL-TIME TV APPEARANCES (17-20)

2011 (3-3)		
9/10	McMurry (LN)	L, 21-24
9/17	at Southern Utah (MUT)	L, 22-45
9/24	Bacone (LN)	W, 54-7
10/8	South Alabama (LN)	L, 27-30 (2OT)
10/29	Georgia State (LN)	W, 17-14 (OT)
11/19	Minot State (LN)	W, 49-7

2012 (3-4)		
9/1	at South Alabama (ESPN3)	W, 33-31
9/29	at New Mexico State (ESPN3)	W, 35-14
10/13	at Rice (FCS)	L, 14-34
10/20	San Jose State (ESPN3)	L, 24-52
10/27	Utah State (ESPN3)	L, 17-48
11/3	at #22 Louisiana Tech (ESPNR)	L, 27-51
11/17	at Idaho (KCWX)	W, 34-27

2013 (7-5)		
8/31	at New Mexico (KMYS)	W, 21-13
9/7	#13 Oklahoma State (FS1)	L, 35-56
9/14	at Arizona (Pac-12)	L, 13-38
9/21	at UTEP (FCS)	W, 32-13
9/28	Houston (FSN)	L, 28-59
10/5	at Marshall (TWC)	L, 10-34
10/12	Rice (TWC)	L, 21-27
10/26	UAB (TWC)	W, 52-31
11/2	at Tulsa (CSS)	W, 34-15
11/9	Tulane (WOAI)	W, 10-7
11/23	at North Texas (TWC)	W, 21-13
11/30	Louisiana Tech (CSS)	W, 34-10

2014 (4-8)		
8/29	at Houston (ESPNU)	W, 27-7
9/4	Arizona (FS1)	L, 23-26
9/13	at Oklahoma State (FSN)	L, 13-43
9/27	at Florida Atlantic (KMYS)	L, 37-41
10/4	New Mexico (ASN)	L, 9-21
10/11	FIU (FCS)	W, 16-13
10/18	at Louisiana Tech (FSN)	L, 20-27
10/25	UTEP (ASN)	L, 0-34
11/8	at Rice (FSN)	L, 7-17
11/13	Southern Miss (CBSSN)	W, 12-10
11/22	at Western Kentucky (FSN)	L, 7-45
11/29	North Texas (FSN)	W, 34-27

Key: (ASN) American Sports Network; (CBSSN) CBS Sports Network; (CSS) Comcast Sports Southeast; (ESPNR) ESPN Regional; (FCS) FOX College Sports; (FS1) FOX Sports 1; (FSN) FOX Sports Networks; (KCWX) KCWX-TV San Antonio; (KMYS) KMYS-CW 35 San Antonio; (LN) Longhorn Network; (MUT) My Utah TV; (Pac-12) Pac-12 Networks; (TWC) Time Warner Cable SportsChannel; (WOAI) WOAI-NBC 4 San Antonio



UTSA established an NCAA startup program record with 56,743 fans in the Alamodome for the Roadrunners' inaugural game against Northeastern State on Sept. 3, 2011.

All-Time Overtime Games (1-1)

10/8/11	South Alabama	L, 27-30 (2OT)
10/29/11	Georgia State	W, 17-14 (OT)

All-Time Season Openers (4-0)

9/3/11	Northeastern State	W, 31-3
9/1/12	at South Alabama	W, 33-31
8/31/13	at New Mexico	W, 21-13
8/29/14	at Houston	W, 27-7

All-Time Home Openers (2-2)

9/3/11	Northeastern State	W, 31-3
9/8/12	Texas A&M-Commerce	W, 27-16
9/7/13	#13 Oklahoma State	L, 35-56
9/4/14	Arizona	L, 23-26

All-Time Road Openers (3-1)

9/17/11	at Southern Utah	L, 22-45
9/1/12	at South Alabama	W, 33-31
8/31/13	at New Mexico	W, 21-13
8/29/14	at Houston	W, 27-7

All-Time Homecoming Games (3-1)

9/24/11	Bacone	W, 54-7
10/20/12	San Jose State	L, 24-52
10/26/13	UAB	W, 52-31
10/11/14	FIU	W, 16-13

Average Home Attendance

Avg.	Total	Year
35,521*	213,126	2011
29,226	175,355	2012
29,214	175,282	2013
27,576	165,458	2014

Top Home Crowds

56,743*	Northeastern State	9/3/11
40,977	#13 Oklahoma State	9/7/13
39,032	Texas State	11/24/12
33,517	Bacone	9/24/11
33,472	Arizona	9/4/14
32,886	South Alabama	10/8/11
32,487	Houston	9/28/13
32,369	Minot State	11/19/11
31,956	UTEP	10/25/14
31,364	McMurry	3/10/11
30,862	San Jose State	10/20/12
30,419	New Mexico	10/4/14
30,416	Texas A&M-Commerce	9/8/12
26,549	Louisiana Tech	11/30/13
25,977	Georgia State	10/29/11
25,784	McNeese State	11/10/12
25,742	Northwestern Oklahoma State	9/22/12
25,391	UAB	10/26/13
25,318	FIU	10/11/14
25,272	Rice	10/12/13
24,606	Tulane	11/9/13
24,012	North Texas	11/29/14
23,519	Utah State	10/27/12
20,281	Southern Miss	11/13/14

* NCAA startup program record



PROGRAM FIRSTS

FROM INAUGURAL GAME VS. NORTHEASTERN STATE (SEPT. 3, 2011 • ALAMODOME • SAN ANTONIO, TEXAS)

UTSA team captains — Senior S Mark Waters, sophomores LB Steven Kurfehs and QB Eric Soza, freshman WR Kam Jones

Opening kickoff — Northeastern State's Dylan Beers for 62 yards

Opening kickoff return — UTSA's Kam Jones for 37 yards to UTSA's 45-yard line

Play from scrimmage — UTSA's Brandon Armstrong rush for 4-yard loss

First down & play of 10 or more yards — UTSA's Eric Soza rush for 19 yards (opening possession)

Pass completion, pass play for 10 or more yards & passing first down — Soza to CheRod Simpson for 13 yards on team's opening possession

Touchdown — Soza rush for 14 yards at 11:35 mark of first quarter

Point after touchdown (PAT) — UTSA's Sean Ianno

First drive — 7 plays, 55 yards, 3:25 time of possession, which resulted in a touchdown

Sack — UTSA's Ferrington Macon for 6-yard loss on Northeastern State's second possession

Three-and-out — UTSA's first defensive possession

Penalty — Defensive offsides by Northeastern State on UTSA's second possession

Passing TD — Soza to Jake Wannamaker for six yards at 6:34 mark of first quarter

Penalty against UTSA — Josh Ward kick out-of-bounds following Roadrunners' second touchdown

Timeout called by UTSA — 3:59 mark in first quarter

Play longer than 35 yards — Soza pass to Jones for 38 yards on UTSA's third possession

Punt by UTSA — Ward for 37 yards on UTSA's fourth possession (returned for seven yards by Nate Robinson)

Field-goal attempt — Sean Ianno for 21 yards, which was good with no time remaining in first half on UTSA's sixth possession

Points allowed by UTSA — Beers 22-yard field goal at 10:41 mark of third quarter

Punt return — Armstrong for 12 yards after a 32-yard punt by Cody Lenz at 6:38 mark of third quarter

Play of more than 50 yards — Soza pass to David Morgan for 63 yards at 5:56 mark of third quarter

Turnover — Mauricio Sanchez forced fumble on first play of fourth quarter, recovered by Crosby Adams

Win — 31-3 vs. Northeastern State (9/3/11) at Alamodome



Eric Soza scored the first touchdown in program history in the first quarter of UTSA's 31-3 victory against Northeastern State on Sept. 3, 2011.

FROM INAUGURAL SEASON (2011)

Televised game — vs. McMurry (9/10/11) on Longhorn Network

TD allowed by UTSA — Jake Mullin 1-yard run at 13:14 mark of second quarter vs. McMurry (9/10/11)

Blocked FG — Franky Anaya with 2:02 left in second quarter vs. McMurry (9/10/11)

Interception — Darrien Starling with 3:36 left in third quarter vs. McMurry (9/10/11)

Road game, night game, loss and road loss — 45-22 at Southern Utah (9/17/11) in Cedar City, Utah

Defensive TD — Steven Kurfehs 45-yard interception return with 10:26 left in second quarter vs. Bacone (9/24/11)

Blocked punt — Joseph Lizcano with 4:25 left in second quarter vs. Bacone (9/24/11)

Homecoming game and homecoming win — 54-7 vs. Bacone (9/24/11)

Safety allowed — Team safety vs. Sam Houston State (10/1/11)

Blocked PAT — Marlon Smith with 1:53 left in the second quarter vs. Sam Houston State (10/1/11)

Overtime game and overtime loss — 30-27 vs. South Alabama (10/8/11) at Alamodome

Overtime win — 17-14 vs. Georgia State (10/29/11) at Alamodome

OTHER FIRSTS

Road and FBS win — 33-31 at South Alabama (9/1/12) in Mobile, Ala.

Road game and road win in domed stadium — 38-14 vs. Georgia State (9/15/12) at Georgia Dome in Atlanta, Ga.

Conference and conference road win — 35-14 at New Mexico State (9/29/12) in Las Cruces, N.M.

Game against ranked opponent — No. 13 Oklahoma State (9/7/13) at Alamodome

Win against bowl-qualifying team — 10-7 vs. Tulane (11/9/13) at Alamodome

Safety — Team vs. Arizona at 4:43 mark of second quarter (9/4/14)

HONOR ROLL

CONFERENCE AWARDS



First Team



Triston Wade, DB
2012 WAC



Franky Anaya, DL
2012 WAC



Sean Ianno, PK
2014 C-USA



Scott Inskeep, OL
2012 WAC
2013 C-USA



Steven Kurfehs, LB
2012 WAC

Second Team



Jesse Medrano, DS
2014 C-USA



Brandon Reeves, LB
2012 WAC



Robert Singletary, DL
2014 C-USA



Triston Wade, DB
2013 C-USA



2012



2013-present

NATIONAL AWARDS

Jim Thorpe Award

Triston Wade — Semifinalist, 2014

Honorable Mention

WAC

Cody Harris, OL (2012)
Kenny Harrison, ST (2012)
Cole Hubble, TE (2012)
Kam Jones, WR (2012)
Evans Okotcha, RB (2012)

C-USA

Codie Brooks, DL (2013)
Cody Harris, OL (2013)
Cole Hubble, TE (2013)
Scott Inskeep, OL (2014)

Jens Jeters, LB (2014)
Nic Johnston, DB (2013)
Kam Jones, WR, (2013-14)
Steven Kurfehs, LB (2013)
Ashaad Mabry, DL (2013-14)
David Morgan II (2014)
Bennett Okotcha, DB (2013)
Cody Rogers, DL (2014)
Robert Singletary, DL (2014)
Eric Soza, QB (2013)
Kristian Stern, P (2013-14)

Players of the Week

National

Sean Ianno — Lou Groza Award "Star of the Week" (9/3/12)
Triston Wade — Honorable Mention Jim Thorpe Defensive Back of the Week (9/3/12)

Conference

Kenny Harrison — WAC Special Teams POW (9/17/12; 11/26/12)
Jens Jeters — C-USA Defensive POW (9/1/14)
Sean Ianno — WAC Special Teams POW (9/3/12);
C-USA Special Teams POW (11/11/13; 10/13/14; 11/17/14)
Robert Singletary — C-USA Defensive POW (10/13/14)
Triston Wade — WAC Defensive POW (9/3/12)
Eric Soza — C-USA co-Offensive POW (11/25/13)

ACADEMIC AWARDS



Nate Leonard

2014 National Football Foundation Scholar-Athlete
2014 First-Team Capital One Academic All-American
2013 Second-Team Capital One Academic All-American
2012, '13, '14 First-Team Capital One Academic All-District VII
2013 Conference USA Football Scholar-Athlete of the Year



Eric Soza

2013 National Football Foundation Scholar-Athlete
2013 First-Team Capital One Academic All-District VII

Academic All-Conference

WAC All-Academic

Aaron Grubb (2012)	Jason Neill (2012)
Seth Grubb (2012)	Payton Rion (2012)
Brandon Guerrero (2012)	Will Ritter (2012)
Zach Hester (2012)	Austin Rushing (2012)
Patrick Hoog (2012)	Nate Shaw (2012)
Nic Johnston (2012)	Eric Soza (2012)
Nate Leonard (2012)	Josh Ward (2012)
Sean Luchnick (2012)	Terrance Wilburn (2012)

C-USA All-Academic

Nate Leonard (2013-14)
Eric Soza (2013)



ALL-TIME LETTERWINNERS

Crosby Adams (2011-14)	Brandon Freeman (2011-13)	Cade Laufer (2014)	Mike Sanchez (2011)
Kevin Adams (2013)	Nate Gaines (2014)	Nate Leonard (2011-14)	Mauricio Sanchez (2011-12, '14)
Adefemi Adekeye (2011)	David Glasco II (2011-14)	Miles Lerch (2014)	Nate Shaw (2011-14)
Franky Anaya (2011-12)	Jordan Gray (2013-14)	Joseph Lizcano (2011-13)	CheRod Simpson (2011-13)
Darius Anderson (2011)	Aaron Grubb (2012-14)	Sean Luchnick (2011-12)	Robert Singletary (2013-14)
Brandon Armstrong (2011-14)	Seth Grubb (2011-14)	Ashaad Mabry (2011-14)	Marlon Smith (2011)
Trevor Baker (2014)	Brandon Guerrero (2012-13)	Marcellus Mack (2011-14)	Eric Soza (2011-13)
James Bakke (2011)	Jeremy Hall (2011)	Ferrington Macon (2011-14)	Darrien Starling (2011-14)
Cody Berry (2012-13)	Cody Harris (2011-14)	Jesse Medrano (2011-14)	Kristian Stern (2012-14)
Kenny Bias (2012-14)	Jarron Harris (2012-13)	Dalton Miller (2012, '14)	Trevor Stevens (2013-14)
Codie Brooks (2013-14)	Kenny Harrison (2011-14)	Jeremiah Moeller (2011-13)	Aron Taylor (2014)
Tevin Broussard (2013-14)	Lekenwic Haynes (2011-12)	Josiah Monroe (2011-14)	Blake Terry (2011-13)
Andre Brown (2013-14)	Zach Hester (2012-13)	David Morgan II (2011, '13-14)	Kerry Thomas Jr. (2014)
Brady Brown (2011)	Cole Hicks (2011-12)	Jason Neill (2011-12, '14)	Triston Wade (2011-14)
Richard Burge (2011-14)	Earon Holmes (2011-14)	T.J. Neilsen (2011)	John Walker III (2011)
Miguellino Byrd (2011-12)	Patrick Hoog (2012)	Bennett Okotcha (2013-14)	Josh Walker (2012-14)
Tucker Carter (2014)	Cole Hubble (2011-14)	Evans Okotcha (2011-13)	Jake Wanamaker (2011)
William Cavanaugh (2013-14)	Sean Ianno (2011, '13-14)	Drew Phillips (2011)	Josh Ward (2011-12)
Justin Chavez (2014)	Scott Inskeep (2011-14)	Juan Perez (2014)	Mark Waters (2011)
Cody Cole (2013)	Jens Jeters (2013-14)	Brian Price (2013-14)	Duke Wheeler (2014)
Marcos Curry (2014)	Chris Johnson (2011)	Brandon Reeves (2011-12)	Mike Wilburn (2011)
Chase Dahlquist (2013-14)	Drew Johnson (2013)	Payton Rion (2011, '13-14)	Terrance Wilburn (2012)
Reed Darragh (2014)	Nic Johnston (2011-13)	Will Ritter (2011-13)	Cory Williams (2011)
Marcus Davenport (2014)	Kam Jones (2011-14)	Austin Robinson (2014)	Jarveon Williams (2013-14)
Blake Dean (2014)	Brian King (2012-14)	Cody Rogers (2011-14)	Tevin Williams (2011)
Drew Douglas (2013-14)	Steven Kurfehs (2011-13)	John Roper (2011)	Charles Wort (2012)
Michael Egwuagu (2013-14)		Austin Rushing (2012)	

ALL-TIME ASSISTANT COACHES

Kevin Brown (2011-15)
 Travis Bush (2010-11)
 Perry Eliano (2011-15)
 Polo Gutierrez (2009-15)
 Tony Jeffery (2010-13, '15)
 Nathaniel Jones (2011-12)
 Mike Markuson (2015)
 Jim Marshall (2010-14)
 Marquis Mosely (2014)
 Mike Menefee (2009-10)
 Neal Neathery (2010-15)
 Jeff Popovich (2013-15)
 Charlie Reeve (2012-15)
 Eric Roark (2009-15)
 David Ross (2009-10)

Graduate Assistants

Jeff Bowen (2011-13)
 Matthew Kraft (2012-13)
 Jeremiah Moeller (2014-15)
 Benny Morrison (2012-14)
 John Roper (2015)
 Aaron Selby (2011)
 Nate Shaw (2015)
 Ryan Smith (2014)
 Giovanni Vizza (2014-15)

Quality Control

Eddie Benavidez (2013-15)



2015 UTSA ROADRUNNERS



Front Row: Manny Harris, Jarveon Williams, Stanley Dye Jr., Austin Robinson, Blake Bogenschutz, Duke Wheeler, Head Coach Larry Coker, Corbin White, Jaylon Henderson, Aneas Henricks, Kerry Thomas Jr., Russell Bellomy, Michael Egwuagu. **Second Row:** Marcos Curry, Carl Austin III, Greg Campbell Jr., Matt Guidry, Nate Gaines, Andrew Martel, Daniel Portillo, Brian Vaughn, C.J. Levine, Dalton Sturm, Jess Anders, Zach Velasquez. **Third Row:** Derrick Dick, Aron Taylor, Peyton Hall, Isaiah Santos, Isaiah Clay, Blaze Moorhead, JaCorie Jones, Brett Winnegan, Bennett Okotcha, JaColbie Butler, Triston Crossland, Darryl Godfrey, N'Keal Bailey. **Fourth Row:** Mauricio Sanchez, Trevor Baker, Deandre Williams, Jalen Rhodes, Matthew Wylie, Justin Chavez, Tyrell Clay, Drew Douglas, Chase Dahlquist, Halen Steward, Austin Jupe, Yannis Routsas. **Fifth Row:** Blake Dean, Cedric Haley, La'Kel Bass, Ben Kane, Justyn Eddins, Cade Laufer, Romario Napoles, Gage Hadlock, Matt Bayliss, Clayton Woods, Steven Holman, Kelby Wickline, Kevin Garcia. **Sixth Row:** Kevin Strong Jr., Josiah Tavaeafa, Dalton Miller, Nigel Naulls, Alex Snow, T.J. Talashek, Juan Perez-Isidoro, Coleman Dennis, Shane Block, William Cavanaugh, Justin Barlow, Michael Roberson. **Seventh Row:** Zach Hester, Kyle McKinney, Austin Pratt, Brent Swanson, Jordan Gray, Cody Cole, Gabriel Casillas, David Anzaldua, Reed Darragh, Jonathan Tuiolosega, Garrett Love, Cal Spangler, Kenny Bias. **Eighth Row:** David Morgan II, JaBryce Taylor, Larry Stephens, Shaq Williams, Brady Jones, Trevor Stevens, Aaron Grubb, Miles Lerch, Kennedy Ubabuike, Brian Price, King Newton, Marcus Davenport. **Ninth Row:** Student Assistant Coach Justin Todd, Assistant AD/Equipment Operations Mike Villa, Video Coordinator Alex Nicasio, Assistant Equipment Manager Justin Volentine, John Paul Davila, Joseph Brooks, Jason Neill, Vontrell King-Williams, T.J. King, Baylen Baker, Assistant Athletic Trainer Rhodie Moss, Associate AD/Athletic Medicine Jerry Greeson, Director of Operations Adam Cain, Assistant AD/Football Shane Elder. **Back Row:** Student Assistant Coach Crosby Adams, Graduate Assistant Coach Nate Shaw, Assistant Coach Jeff Popovich, Associate Director of Strength & Conditioning Travis Reust, Assistant Coach Kevin Brown, Graduate Assistant Coach Jeremiah Moeller, Director of Strength & Conditioning Charlie Dudley, Assistant Coach Polo Gutierrez, Assistant Coach Eric Roark, Assistant Coach Tony Jeffrey, Assistant Coach Mike Markuson, Assistant Coach Neal Neathery, Graduate Assistant Coach Giovanni Vizza, Assistant Coach Charlie Reeve, Assistant Coach Perry Eliano, Quality Control Eddie Benavidez, Graduate Assistant Coach John Roper.



2015 UTSA ROADRUNNERS SCHEDULE



Arizona (Pac-12 Networks)
9 p.m. (CT) • Sept. 3
Arizona Stadium
Tucson, Ariz.



Southern Miss (American Sports Network)
6 p.m. • Oct. 17
Roberts Stadium
Hattiesburg, Miss.

EUSA



Kansas State (FOX Sports 1)
11 a.m. • Sept. 12
Alamodome
San Antonio, Texas



North Texas (American Sports Network)
6 p.m. • Oct. 31
Apogee Stadium
Denton, Texas

EUSA



Oklahoma State (FOX Sports 1)
2:30 p.m. • Sept. 19
Boone Pickens Stadium
Stillwater, Okla.



Old Dominion (American Sports Network)
6 p.m. • Nov. 7
Alamodome
San Antonio, Texas

EUSA



Colorado State (CBS Sports Network)
6 p.m. • Sept. 26
Alamodome
San Antonio, Texas



Charlotte (FOX Sports)
TBA • Nov. 14
Jerry Richardson Stadium
Charlotte, N.C.

EUSA



UTEP (KMYS-CW 35)
7 p.m. (CT) • Oct. 3
Sun Bowl
El Paso, Texas

EUSA



Rice (American Sports Network)
6 p.m. • Nov. 21
Alamodome
San Antonio, Texas

EUSA



Louisiana Tech (American Sports Network)
6 p.m. • Oct. 10
Alamodome
San Antonio, Texas

EUSA



Middle Tennessee (FOX College Sports)
1:30 p.m. • Nov. 28
Alamodome
San Antonio, Texas

EUSA