

UTSA

2014 ROADRUNNERS FOOTBALL



MEDIA & RECRUITING GUIDE





Two-time National Coach of the Year Larry Coker has helped put UTSA football in the national spotlight. The Okemah, Okla., native has guided the Roadrunners to 19 victories and tutored seven all-conference and 16 academic all-conference honorees in the first three seasons.

LARRY COKER UTSA HEAD COACH

BY THE NUMBERS

- 1** National Championship
- 2** BCS Championship Game appearances
- 2** National Coach of the Year awards
- 26** All-Americans
- 79** Career victories
- 89** Academic all-conference selections
- 97** First-team all-conference picks
- .725** Career winning percentage

UTSA set NCAA startup program records for inaugural game (56,743) and average home (35,521) attendance in 2011, posted an 8-4 overall and 3-3 mark in the Western Athletic Conference in 2012 and went 7-5 overall and finished second in the West Division of Conference USA with a 6-2 ledger in its first season in the league.



TABLE OF CONTENTS

THE UTSA EXPERIENCE

This Is UTSA Football	2-3
Building A Program	4-5
What They're Saying	6-7
Media Exposure	8-9
First-Class Facility	10-11
Park West Athletics Complex	12-13
This Is UTSA	14-15
Campus Life	16-17
Campus Rec	18-19
A Focus On Academics	20-21
Career Services	22-23
Athletic Medicine	24
Strength & Conditioning	25
UTSA Spirit	26-27
Conference USA	28-29
Building Champions	30
NCAA Host Institution	31
This Is San Antonio	32-35
Alamodome	36-37
NCAA Compliance	38

MEDIA INFORMATION

Quick Facts	40
Schedule	40
Timeline	41
Future Schedules	41
Athletics Communications Staff	42
Media Policy	42-43
Alamodome Directions & Parking	44
Local Media Directory	45
Roadrunners Sports Network	45
Opponents Quick Facts	46-47
Conference USA	48-49
Conference USA Composite Schedule	50
Conference USA Championship Game	51
Conference USA Bowl Synopsis	52-54

SEASON OUTLOOK

Season Outlook	56-57
Numerical Roster	58-59
Alphabetical Roster	60-61
Roster Breakdown	62
Starters Breakdown	63
Pronunciation Guide	63
Depth Chart	64

STAFF

Larry Coker	66-68
Kevin Brown	69
Perry Eliano	70
Polo Gutierrez	71
Jim Marshall	72
Marquis Mosely	73
Neal Neathery	74
Jeff Popovich	75
Charlie Reeve	76
Eric Roark	77
Jeremiah Moeller	78
Benny Morrison	78
Ryan Smith	79
Giovanni Vizza	79
Eddie Benavidez	79
Shane Elder	80
Adam Cain	80
Lara Goldmann	80

Brad Sternberg	80
Mike Villa	81
Justin Volentine	81
Support Staff	81
Charlie Dudley	82
Travis Reust	82
Jerry Greeson	83
Rhodie Moss	83
Team Physicians	83
Colin Howlett	84
Matt Leituala	84
Kyle Stephens	85
Brian Hernandez	85
Lynn Hickey	86
Dr. Ricardo Romo	87
Staff Photo	88

PLAYERS

Player Bios	90-116
-------------	--------

2013 SEASON REVIEW

Schedule/Results	118
Team Statistics	118
Record Breakdown	118
UTSA Game-by-Game Statistics	119
Opponents Game-by-Game Statistics	120
Individual Statistics	121-122
Starters Summary	122
Team Captains	122
Defensive Statistics	123
Superlatives	124
Game Capsules	125-130
Individual Honors	131
WAC Season Review	132

RECORD BOOK

Team Single-Season Records	134
Team Single-Game Records	135
Individual Single-Season Records	136-137
Individual Single-Game Records	138
Individual Career Records	139
Alamodome Single-Game Records	140
Opponent Single-Game Records	141
All-Time Results	142
Miscellaneous Records	143
Program Firsts	144
Honor Roll	145
All-Time Letterwinners/Assistant Coaches	146

CREDITS

The 2014 UTSA Football Guide is a production of the UTSA Athletics Communications Office. The supplement was designed, written and edited by Assistant AD/Athletics Communications Kyle Stephens and Associate Athletics Communications Director Brian Hernandez with assistance from Assistant Athletics Communications Director Jordan Korphage and student volunteers Darrien Starling and Rachel Wenzlaff.

Photography

AeroPhoto.com, Alamo Bowl, Alamodome, Bryan Bullon, Ross Davis, Patrick Dunn, Burk Frey, Jeff Huehn, Mark McClendon, Steve Moakley, Tony Moreno, San Antonio Convention and Visitor's Bureau, Schlitterbahn Waterpark Resort, Dave Taylor, University of Miami and Jason Ytuarte.



TAILGATING
UTSA fans begin tailgating in the Alamodome parking lots several hours before kickoff.



THIS IS UTSA

SPRIT WALK

Two and a half hours prior to kickoff, Rowdy the Roadrunner leads head coach Larry Coker and the UTSA football team through the Spirit Walk. Fans and the UTSA band and cheerleaders line Hoefgen Avenue as the team makes its way through Sunset Station and Rowdy Town to the Alamodome.





FOOTBALL



ELECTRIC ATMOSPHERE

Thousands of screaming fans, the UTSA Cheerleaders and Pom Squad and the UTSA Marching Band — The Spirit of San Antonio — help create an electric atmosphere in the Alamodome.



BUILDING A

"We are **grateful** to the Board of Regents for their **support** today to enhance our entire sports program and bring UTSA football to San Antonio."

- **UTSA President Ricardo Romo**



Under the lights of Dub Farris Stadium, UTSA held its inaugural practice with 70 players – 28 scholarship and 42 walk-ons.

Sept. 8

UTSA announces its inaugural schedule, with the first game against Larry Coker's alma mater, Northeastern State.

March 13



March 6

UTSA President Dr. Ricardo Romo and Athletics Director Lynn Hickey introduce Larry Coker as the program's first head football coach.

Feb. 3

Roadrunners head coach Larry Coker announced the program's inaugural signing class, which consisted of 25 prep student-athletes.

Nov. 11

UTSA accepted an invitation to join the Western Athletic Conference. The Roadrunners joined their new conference on July 1, 2012.



Dec. 18



The University of Texas System Board of Regents approved UTSA's Athletics Initiative Business Plan, which granted permission to add a football program.

"This is yet **another historic day** for UTSA. We have been working extremely hard for a very long time to reach our goal of joining an FBS conference and today's invitation is a realization of a lot of **hard work** by so many different people."

- **UTSA Athletics Director Lynn Hickey**

PROGRAM

"This is maybe the most awesome game I've ever been around. I'm being totally honest with you."
- Head Coach Larry Coker



UTSA kicked off its inaugural season with a 31-3 victory over Northeastern State before an NCAA start-up program record crowd of 56,743 at the Alamodome.

Sept. 3



UTSA officially joins the Western Athletic Conference and begins reclassification to the Football Bowl Subdivision.

July 1

UTSA officially joins Conference USA and enters its final year of reclassification to the Football Bowl Subdivision.

July 1

2011

April 9

More than 4,000 fans were in attendance for the inaugural UTSA Football Fiesta Spring Game presented by Health Texas at the Alamodome.

2012

Nov. 19

The Roadrunners rolled past Minot State, 49-7, in its season finale. The game drew 32,369 fans and that helped UTSA break the NCAA record for average attendance for a first-year program. Competing as a Football Championship Subdivision Independent, the Roadrunners welcomed 35,521 fans per game to the Alamodome in their inaugural campaign.

May 4

UTSA accepted an invitation to join Conference USA. The Roadrunners will join their new conference on July 1, 2013.

2013

Nov. 24

UTSA beat Texas State, 38-31, before 39,032 fans at the Alamodome to cap an 8-4 campaign in their first and only year in the WAC.

Nov. 30

The Roadrunners defeated Louisiana Tech, 30-10, to finish 7-5 overall and second in the West Division with a 6-2 mark in their first year in Conference USA.

"To see how well it was received by the community was gratifying. We were very blessed. We made history."
- Athletics Director Lynn Hickey



WHAT THEY'RE



UTSA HEAD COACH LARRY COKER

"We all say we start from scratch when we take over a program, but Larry truly has. They're like a toddler than can sprint."

— Louisiana Tech head coach Skip Holtz

"Coach Coker has always been genuine. I always have appreciated what he has done for the game of football. He's a great fit for UTSA."

— Russell Maryland, former Miami All-American and 1991 NFL Draft overall No. 1 pick

"It's a program that's going to be competing for conference titles, if not winning them. It's a program that's going to lure more highly-touted recruits. It's going to be a program that the city of San Antonio is going to get behind and really support if they're not already. UTSA has so much potential. They have an established name in Larry Coker as a head coach and a wonderful city in San Antonio."

— E.J. Holland, Dave Campbell's Texas Football Associate Editor

"No one, however, should question Coker's ability to get it done. There's too much high school talent in the state of Texas, and Coker has too many friends in the coaching community helping him out."

— Matt Hayes, *The Sporting News*, April 13, 2009

THE LARRY COKER FILE

Personal

Full name: Larry Edward Coker

Family: Wife, Dianna; Daughter, Lara

Hometown: Okemah, Okla.

Coaching Career

Career record: 79-30 (.725) in nine seasons

2009-present: UTSA, head coach

2001-06: Miami (Fla.), head coach

1996-2000: Miami (Fla.), offensive coordinator

1995: Ohio State, assistant coach

1993-94: Ohio State, assistant coach

1990-92: Oklahoma, offensive coordinator

1983-89: Oklahoma State, offensive coordinator

1980-82: Tulsa, offensive coordinator

1979: Tulsa, assistant coach

1977-78: Claremore (Okla.) High School, head coach

1971-76: Fairfax (Okla.) High School, head coach

Honors

2002 *American Football Monthly* National Coach of the Year

2001 AFCA/National Sportscasters & Sportswriters

Association National Coach of the Year

2005 AFCA Region 5 Coach of the Year

2001 AFCA Region 2 Coach of the Year

2001-02 Big East Coach of the Year

2002 Eddie Robinson Coach of Distinction

Highlights

- Guided UTSA to a 7-5 record in 2013, including a 6-2 mark to finish second in the West Division in its first season in Conference USA
- Led UTSA to an 8-4 record in just its second season in 2012
- Led Miami (Fla.) to the 2001 BCS National Championship, the first rookie head coach in 53 years and only second ever to lead a team to the title
- First coach since Walter Camp (1888-89) to go undefeated through first 24 games as a head coach
- Has coached 26 first-team All-Americans and 97 first-team all-conference picks
- Has mentored 89 academic all-conference honorees

Playing Experience

1966-69: Northeastern (Okla.) State, defensive back

Education

• Master's degree in guidance counseling and physical education, Northeastern State, 1973

• Bachelor's degree in history, Northeastern State, 1970

SAYING...

"A monster has been born on the RiverWalk: UTSA is so good, so fast, that it nearly defies logical explanation. The Roadrunners are moving at breakneck speed, which seems fitting. In a short span, this program has gone from irrelevance — the universe before the Big Bang — to the next big thing in Conference USA, a potential monster of a program set to consume all comers in asserting itself as the league's power program."

— Paul Myerberg, *USA Today*



"Larry has a long and great track record as a championship-caliber football coach. Along with his championship style, comes a man of character that all of us coaches recognize and respect."

— Oklahoma head coach Bob Stoops

"UTSA wins again! Lynn Hickey's hiring of Larry Coker is one of the biggest coups in the history of UTSA. Larry has quickly put together an excellent staff. They not only know the game; they have been involved in other very successful startup programs. It is not easy to build any new organization. UTSA has a great advantage in meeting that challenge with the hire of Larry Coker."

— Red McCombs, former Minnesota Vikings owner and San Antonio businessman

"What Coker has in his favor is strong enthusiasm from the UTSA student body, alumni and businesses ready for Division I football in the nation's seventh-largest city."

— Chuck Carlton, *The Dallas Morning News*, May 9, 2009



Larry Coker guided the Miami Hurricanes to the 2001 National Championship, capping a 12-0 season with a 37-14 victory over Nebraska in the Rose Bowl.

MEDIA EXPOSURE





“Throughout his career, Coker consistently has demonstrated a sincerity that has earned him admiration and respect on and off the field.”
 — David Flores, San Antonio Express-News, March 7, 2009



THE ROTATION
COLLEGE
 For UTSA, football isn't far away—and neither is winning

Yes, they're ready for football in San Antonio. The nation's seventh largest city doesn't have an NFL franchise or a Division I football team, but it has 28,000-plus students at Texas-San Antonio who voted not once but twice to increase their fees to help fund the school's startup program.

Larry Coker, who won a national title at the other end of the spectrum earlier this decade at Miami, was hired to make it all work. On the day he was introduced last month, more than 500 UTSA students delayed leaving for spring break and packed the press conference to show their support for a team that won't begin playing (in Division I-AA) until 2011.

"I really questioned their sanity," Coker says. "No one, however, should question Coker's ability to get it done. There's too much high school talent in the state of Texas, and Coker, 60, has too many friends in the coaching community helping him out. Among the group: Florida Atlantic's Howard Schnellenberger, a guy who knows a little about building programs."

Schnellenberger reconnected a Miami program that was months from shutting down and won a national title there in 1963 before moving on to turn around Louisville, where his 1990 team was the school's first 10-game winner. Now he has FAU—winning its fourth full Division I season—at the top of the Sun Belt Conference.

His advice to Coker: Believe in what you're doing.

"They have the Spurs here; they understand winning," Coker says. "There will be a grace period, but there will come a time when we need to show we can win. And we will."

—Matt Joyce



“UTSA Football: The Birth of a Program” was a six-part documentary that aired in 2011 on FOX Sports Southwest, which reaches more than 10 million cable and satellite TV homes in Texas, Oklahoma, Arkansas and Louisiana. In 2012, a weekly 30-minute magazine show called “UTSA Football Insider” premiered on FOX Sports Southwest and will continue to air each week during the season on FOX Sports Southwest and Comcast SportsNet Houston.



Located just a short walk from the center of San Antonio's downtown district, the Alamodome is one of the top football venues in the state of Texas. With a seating capacity of more than 65,000 that includes 56 suites, the facility has hosted an array of football games and other events since its opening in 1993.

FIRST-CLASS FACILITY





The Roadrunners' spacious locker room at the Alamodome is among the finest in the nation. Completed in December 2011, it features more than 100 lockers, a coaches locker room and lounge, flat-screen TVs, a training room, an equipment office, showers and restrooms.



UTSA has averaged 31,320 fans in 18 home games at the Alamodome through the first three seasons.



PARK WEST ATHLETICS COMPLEX

Quick Facts



The 60-acre complex is being built in phases near UTSA's Main Campus on a university-owned tract of land located just inside Loop 1604 near Hausman Road and Kyle Seale Parkway.



When all phases are completed, the complex will feature NCAA Division I-quality stadiums:

- Baseball (4,000 seats)
- Softball (1,500 seats)
- Soccer (5,000 seats)
- Track (5,000 seats)
- Tennis (1,500 seats)



The complex will feature two multi-purpose lighted practice facilities that will be used by the football program.



The complex will include a building that will house office space for coaches and staff, locker rooms, a training room and a strength and conditioning center.

Economic Impact



The complex will generate nearly \$200 million for the local economy during three years of construction and the initial five years of operation.



The first five years of operation will generate an estimated \$63 million in sports tourism spending, as UTSA will work with the city, county and San Antonio Sports to recruit and co-host tourist-destination events in the complex.



UTSA's athletics program currently contributes more than \$27 million annually to the local economy, including operations and the existing sports-tourism base.



The Park West Athletics Complex soccer (above) and track & field (below) facilities were completed in Summer 2013.

To learn more about Park West Athletics Complex and development of future facilities, please contact Brandon Raphael at 210-458-8138

UTSA officially broke ground at the Park West Athletics Complex on April 10, 2012. UTSA President Dr. Ricardo Romo, UTSA Director of Athletics Lynn Hickey, University of Texas System Board of Regents Chairman of the Board William Eugene Powell, District 25 Texas State Senator Jeff Wentworth, Bexar County Judge Nelson Wolff, County Commissioner Kevin Wolff, San Antonio Mayor Julián Castro and City Councilman Reed Williams all attended the groundbreaking along with the UTSA Marching Band and Roadrunners student-athletes.



Park West Athletics Complex will feature multi-purpose lighted football practice fields.

When all phases are complete, the Park West Athletics Complex will include a building that will house office space for coaches and staff, locker rooms, a training room and a strength and conditioning center.



ABOUT UTSA



The University of Texas at San Antonio was founded on June 5, 1969, by the Texas Legislature to be a "university of the first class."



UTSA serves the San Antonio metropolitan area and the broader region of South Texas through programs and services offered from its three campuses — Main, Downtown and Hemisfair Park — and Park West Athletics Complex.



With nearly 29,000 students and more than 600 tenured and tenure-track faculty, UTSA is the third-largest component in The University of Texas System.



UTSA offers more than 150 degree programs at the bachelor's, master's and doctoral levels in the colleges of Architecture, Business, Education and Human Development, Engineering, Liberal and Fine Arts, Public Policy and Sciences, as well as the Honors College, University College and Graduate School.



The university's four campuses provide access and opportunity for large numbers of historically underserved students. More than half of UTSA's students come from groups underrepresented in higher education. Many students are the first in their families to attend a college or university.



As the region's largest generator of engineers, artists, business professionals, teachers, scientists and technology managers, UTSA has produced more than 100,000 graduates since awarding its first degree in 1974.



UTSA has more than 600 tenure and tenure-track faculty positions. Ninety-eight percent of full-time tenured and tenure-track faculty hold doctorates or equivalent terminal degrees. UTSA has a total of 59 endowed academic positions, a measure of academic excellence.



In addition to the educational advantages UTSA offers, its economic impact directly and indirectly produces 1.2 billion in annual business revenues and supports an estimated 15,700 jobs in the San Antonio metropolitan statistical area.



UTSA's research specialties include health, cyber security, energy, sustainability, and human and social development.

Source: UTSA Office of University Communications

THIS IS




Dr. Ricardo Romo, a San Antonio native, became UTSA's fifth president in 1999 and is the first Hispanic president in the university's history.

MAIN BUILDING



In 1973 construction began on UTSA's original campus, now known as the Main Campus, on a 600-acre tract in the rolling foothills of San Antonio's northwest side



UTSA opened the 11-acre Downtown Campus in 1997.

UTSA



UNIVERSITY CENTER

MISSION STATEMENT
The University of Texas at San Antonio is dedicated to the advancement of knowledge through research and discovery, teaching and learning, community engagement and public service. As an institution of access and excellence, UTSA embraces multicultural traditions and serves as a center for intellectual and creative resources as well as a catalyst for socioeconomic development and the commercialization of intellectual property — for Texas, the nation and the world.



UTSA®



UTSA is ranked among the top 100 universities in the world under 50 years old by Times Higher Education, and its cybersecurity program is ranked No. 1 in the United States in a Ponemon Institute survey of IT professionals.

CAMPUS LIFE


LAUREL VILLAGE



UTSA has five housing complexes on its Main Campus offering several styles of group living. On-campus housing accommodates more than 4,000 students. Students living on-campus are close to classrooms, the student center, food courts, library, athletics facilities and the student recreation center.

San Saba Hall, Chaparral Village and Laurel Village are the newest on-campus residences and all three offer two- and four-bedroom suites with cable television, high speed Internet and kitchenettes, study rooms, a computer lab, a swimming pool and basketball courts.

CHAPARRAL VILLAGE



UTSA has three libraries — John Peace (JPL), Applied Engineering & Technology and Downtown Campus — that offer a rich blend of resources to support academic work including research assistance, printed materials, electronic books and articles, computers and other technology. Other features include reservable study rooms, high speed KIC scanners, textbooks on reserve, and multimedia equipment for checkout.

SAN SABA HALL



Through the library's Get It For Me service, students can request books and articles to be delivered to their inboxes or to their library of choice for pick-up, free of charge. Using Library Quick Search, students have easy access to the library's vast collections, including the latest scholarly journals and more than 3,000,000 e-books.



Conveniently located in front of the John Peace Library on the Main Campus, the Sombrilla is a popular gathering place for UTSA students.



UTSA students, faculty and staff have many options for dining on campus.



Real Food on Campus at Roadrunner Café is an all-you-care-to-eat residential restaurant that includes fresh deli sandwiches, brickoven pizza and omelets.



The University Center (UC) Food Court houses Chili's Too, Taco Cabana, Panda Express and Burger King, while Starbucks, Subway and a C3 Convenience Store are a short walk away.



Other on-campus dining options include Smoothie King inside the Recreation and Wellness Center, Einstein Bros. Bagels in the Biotechnology, Sciences & Engineering Building, P.O.D. Express in the Main Building, Extreme Pita in the Business Building and a Subway, Grill Works, Pizza and Wings, Home Zone, Monterey Cafe and C3 Convenience Store at the Downtown Campus.



The John Peace Library (JPL) Food Court houses Chick-fil-A, Subway, Sushic-The Sushi Company, Starbucks, Smoothie King, Papa John's and a C3 Convenience Store.

RECREATION & WELLNESS CENTER



The UTSA Recreation & Wellness Center received the National Intramural and Recreational Sports Association Outstanding Facility Award in 2009.

CAMPUS REC

The UTSA Recreation & Wellness Center is one of the largest campus recreation centers in the state of Texas, containing nearly 300,000 square feet of indoor and outdoor space. The facility consists of six program areas — fitness and wellness, open recreation, intramural sports, club sports, outdoor pursuits and aquatics.



The UTSA Recreation & Wellness Center houses more than 24,000 square feet of weight and cardio space.

Campus Recreation offers personal training, fitness assessments, nutritional guidance and group exercise for no additional fee. Group exercise consists of more than 25 classes ranging from yoga to kickboxing.


The 18,000 square-foot cardio room features numerous machines ranging from tread mills, ellipticals and stationary bikes to rowers and spin bikes.



The Outdoor Aquatics Center features a three-lane lap pool, leisure pool, lazy river, hot tubs, ample lounge space, a pair of beach volleyball courts and a basketball court.



The jogging track, one-sixth of a mile in length, circles above four regulation basketball courts.



The 54-foot rock climbing wall is the largest of its kind on any campus in the state of Texas.

A FOCUS ON

ACADEMIC SERVICES

MISSION STATEMENT

Team Academics was established in order to provide academic services for student-athletes. We provide the necessary academic support services for all student-athletes to be successful in the classroom and pursue an undergraduate degree while competing as an athlete. The center is dedicated to the academic and personal development of all student-athletes.

Consistent with the mission of the University of Texas at San Antonio, the Athletics Department is committed to provide an environment in which student-athletes can be successful academically, athletically and socially. In doing so, the department dedicates itself to absolute compliance with the rules of the University of Texas System, the university, Conference USA and the National Collegiate Athletic Association.

VISION STATEMENT

The UTSA Athletics Department will be successful in its mission when ...

- Student-athletes achieve academically and compete athletically at the highest level and are prepared with skills for life.
- It achieves a level of social responsibility, honesty and integrity higher than is expected by the public and is required by laws, policies, guidelines and rules.
- Athletics is the focal point for school identity, pride and spirit among students, faculty, staff, alumni and the surrounding community.
- The community benefits from public service, affordable entertainment and economic growth derived from athletics.


ACADEMIC SUCCESS

UTSA student-athletes have earned numerous academic awards during the past decade. A league-best 27 Roadrunners were named Southland Conference Student-Athlete of the Year in their respective sports, the conference's top honor for academic and athletics success. UTSA has had 16 student-athletes chosen as an Academic All-American, one of the top honors that can be bestowed upon a collegiate athlete, while 34 have earned Academic All-District accolades since 2003. In the last 10 years, more than 800 student-athletes have earned Southland and Western Athletic Conference academic honors.



ACADEMICS

In April 2009, a state-of-the-art academic learning center opened its doors to UTSA student-athletes. The 4,000 square-foot Bodenstedt Athletic Learning Center houses five study carrels, two large conference rooms, a classroom, computer lab and office space for the Academic Services staff.



**COLIN
HOWLETT**

**ASSOCIATE AD/
ACADEMIC SERVICES**

Colin Howlett is in his fifth year as Associate Athletics Director for Academic Services at UTSA. He is responsible for overseeing academic support services for the entire department.

Howlett came to UTSA from Virginia Tech, where he was a member of the Student-Athlete Academic Support Services for 13 years. He began his tenure as Assistant Director in August 1997 and served in that capacity until his promotion to Associate Director in August 2001. He also was the Interim Director from July 2008-January 2009.

While in Blacksburg, Howlett was responsible for developing and implementing academic success programs and providing academic, career and personal counseling to student-athletes in the sports of football, men's and women's cross country, men's golf, men's and women's soccer and women's volleyball. He also assisted in the planning and development of the department's Learning Assistance Program, served as the liaison to the Registrar's Office and to the Office of Services for Students with Disabilities and helped coordinate the tutorial, peer mentor and study hall programs for all student-athletes.

Prior to his tenure at Virginia Tech, Howlett was an Academic/Athletic Counselor at Maine from 1996-97. He also spent two years at Austin Peay where he served as an Academic Services Intern from 1994-95 and as the Interim Compliance Coordinator for six months before joining the staff at Maine.

Howlett earned his bachelor's degree in business administration with an emphasis on human resource management from Susquehanna University in 1990. He received a master's degree in health and physical education with an emphasis in athletic administration from Southern Mississippi in 1994.



MATT LEITUALA
ASSISTANT AD/
ACADEMIC SERVICES



SARA GOTHELF
ACADEMIC COORDINATOR



BETH NOTEWARE
LEARNING SPECIALIST



BILL HICKEY
LIFE SKILLS COORDINATOR

STUDENT-ATHLETE CAREER SERVICES

Connecting UTSA Student-Athletes to Career Development Resources

"There are more than 380,000 student-athletes and most of them go pro in something other than sports."
— NCAA Public Service Announcement

The mission of the UTSA University Career Center is to assist students and alumni in identifying and developing the skills necessary to pursue lifelong career goals.

The Career Center provides comprehensive career planning, job search skill development and a wide range of tools and resources designed to assist students and alumni in conducting a successful job search.

The Career Center's website, *hireroadrunners.com*, contains full-time professional, internship, co-op, work-study and part-time job listings, which are updated daily.

Dozens of employers visit campus each year to interview UTSA students for full-time professional positions, as well as intern, co-op and other jobs. Multiple career fairs are held each semester and are attended by hundreds of employers from a variety of disciplines. These events offer information on full- and part-time jobs, internships and more.

The Career Center employs a total of 13 career counselors, one of which, Stefanie Cisneros, is dedicated to serving student-athletes at UTSA. Individual career counseling appointments are available with counselors to discuss any aspect of your career development. They will use a variety of methods to help you learn more about career interests, including free online career assessments.

In addition, career counselors can assist you in developing job search skills such as resumé writing, interview preparation and networking skills. Throughout the year, a variety of workshops are offered on various career-related topics, including several designed specifically for student-athletes.



CAREER



Why do employers seek student-athletes?

Student-Athletes possess many of the skills and abilities which are often sought by organization recruiters. Characteristics such as mental toughness, self-confidence, and performing under pressure are needed to be successful in any workplace. Listed below are additional qualities athletes can transfer from the playing field into the workplace.

TEN QUALITIES OF TEAM PLAYERS

- Time management
- Teamwork
- Goal-directed
- Competitive
- Confidence
- Persistence and endurance
- Loyalty
- Discipline
- Ability to accept constructive criticism
- Resilience

Adapted from: Bohac, Jennifer. Career Game Plan for Student-Athletes, Prentice Hall, New Jersey, 2000.



SERVICES

Career Center Partner Organizations

Hundreds of employers converge on the UTSA campus each year to participate in career fairs, information sessions and networking events and as guest speakers for workshops and in classrooms.

Listed below is a sampling of just a few of the organizations with which the Career Center partners. Organizations marked with an asterisk have previously hired UTSA student-athletes for internships or full-time positions.

AT&T *
bp Energy *
Capital Group Companies
CIA
CPS Energy
Deloitte and Touche, LLP *
Enterprise *
Ernst & Young LLP
FBI
Frost Bank
Harlandale ISD
HEB
Hyatt Hotels and Resorts *
Judson ISD *
KPMG LLP
Marcus & Millichap Real Estate Investment *
Medtronic *
Microsoft Corporation
NASA
National Security Agency
New York Life
Northeast ISD
Northrop Grumman
Northside ISD
Northwestern Mutual
NuStar Energy
Padgett Stratemann & Co., LLP
Pape-Dawson
Pepsi Bottling Group
Planto Roe Financial Services, Inc.
Raytheon
San Antonio ISD
Sapient Financial Group
Southwest ISD
Southwest Research Institute
South San Antonio ISD
Sportball Systems, Inc.
Spurs Sports and Entertainment
Target Corporation *
TCEQ
Tesoro Companies, Inc.
Toyota
Union Pacific Railroad
United States Census Bureau
U.S. Department of State
U.S. Marshals
USAA
Valero Energy Corporation
Veteran's Administration
Walgreens *
Walt Disney World
Wells Fargo
Westin
YMCA
Zachry Holdings, Inc.



STEFANIE CISNEROS

STUDENT-ATHLETE CAREER COUNSELOR

Stefanie Cisneros is in her seventh year as career counselor for all UTSA student-athletes and her 14th year as a staff member at the UTSA Career Center Office.

During her tenure, Cisneros has had the opportunity to speak to national audiences through professional presentations at the Southern Association of Colleges and Employers Annual Conference, the American Humanics Management Institute, the California Association for Counseling and Development Regional Conference and as a co-presenter at the National Careers Conference. Her most recent presentation, *"Transfer the Magic from Playing Field to Career Field"*, addressed the career development needs of student-athletes and best practices for working effectively with student-athlete populations and athletics departments.

Cisneros is currently involved in several professional organizations, including memberships in the National Career Development Association (NCDA), Southern Association of Colleges and Employers (SoACE) and the National Association for Colleges and Employers (NACE).

Cisneros graduated from UTSA in 2001 with a bachelor of science degree in kinesiology and completed a master of arts degree in community counseling from UTSA in 2008.

ATHLETIC MEDICINE

The UTSA Athletic Training Department is committed to providing the highest standard of sports medicine care to all Roadrunners student-athletes. This includes education, prevention, evaluation, recognition, treatment and rehabilitation of injuries and illnesses associated with athletic participation. Referral necessary for additional medical and psychological evaluation and treatment is also provided. The athletics training staff is dedicated to this mission and compliance with UTSA, Conference USA and NCAA rules and regulations.

The UTSA training staff works under the direction of Associate Athletics Director for Athletic Medicine, Jerry Greeson. All of the physicians that work with the training staff come from the University of Texas Health Science Center Medical School and those physicians, along with selected non-physicians, compose the sports medicine team.

The training staff is responsible for the care, prevention and rehabilitation of athletic injuries, taping and wrapping procedures, emergency situations should they occur, attendance of practices and home and away events that occur to 16 intercollegiate sports. UTSA student-athletes receive care from a centralized training center which has state-of-the-art therapeutic modalities and rehabilitation equipment to give student-athletes the best care available.

UTSA student-athletes receive care from a centralized training center, which has state-of-the-art therapeutic modalities and rehabilitation equipment to give them the best care available.



JERRY GREESON
ASSOCIATE A.D./
ATHLETIC MEDICINE



BRENNA ELLIS
ASSOCIATE HEAD
ATHLETIC TRAINER



RHODIE MOSS
ASSISTANT ATHLETIC
TRAINER



RICHARD CAMPBELL
ASSISTANT ATHLETIC
TRAINER



JOSH MODICA
ASSISTANT ATHLETIC
TRAINER



MEGHAN MCCAFFREY
ASSISTANT ATHLETIC
TRAINER

Intern: Scott Williams

MEDICAL CONSULTANTS

Richard Holcomb, Director of Sports Medicine; David Schmidt, Head Orthopaedic Physician; Timothy Palomera, Orthopaedic Physician; Jaime Garza, Surgeon

STRENGTH & CONDITIONING

UTSA student-athletes are running faster and getting stronger thanks to a commitment to an enhanced strength and conditioning program and a new weight room.



MISSION STATEMENT

The UTSA Strength & Conditioning Department provides athletes the means by which they can train consistently, sensibly and systematically over designated periods of time in a safe, clean and professional environment to help prevent injury and improve athletics performance.

PHILOSOPHY

The philosophy of the University of Texas at San Antonio strength & conditioning program adheres strictly to the three proven scientific principles of adaptation ...

SPECIFICITY

The transfer of a training adaptation to a gain in competition performance.

OVERLOAD

Adaptation takes place when the magnitude of training is greater than normal and is achieved by prescribing the correct number of sets, repetitions and intensity of effort. The primary focus is the muscular and energy systems' adaptation to overload.

PERIODIZATION

Training phases must be planned so that speed, agility, power and endurance will peak during the most important competitions.

STRENGTH & CONDITIONING STAFF



CHARLIE DUDLEY
DIRECTOR



TRAVIS REUST
ASSOCIATE DIRECTOR



DERRICK JENKINS
ASSOCIATE DIRECTOR



UTSA SPIRIT

THE MASCOT

The Roadrunner, a bird representative of the Texas Hill Country and the Southwest, was voted the UTSA mascot in 1977, defeating the armadillo in a student election. The choice was officially adopted in early 1978.



Rowdy the Roadrunner was ranked No. 12 on Yahoo! Sports' Top 25 Most Unique Mascots

THE SCHOOL COLORS

Official colors of the University of Texas System are orange and white. Upon recommendation from the UTSA Student Representative Assembly, the Board of Regents approved the addition of navy blue to the orange and white for UTSA's colors for athletics competition.



UTSA FIGHT SONG

*Go, Roadrunners, Go!
On to vict'ry with all your might.
Fight, Roadrunners, Fight!
For the Blue and the Orange and the White.
We fight for U-T-S-A
Alma Mater proud and strong.
Win, Roadrunners, Win!
And unite in our battle song.*



THE ALMA MATER

Music to "Hail UTSA," the alma mater of the University of Texas at San Antonio, was composed by Dr. Joe Stuessy, Professor of Music. Lyrics were written by Dr. Alan Craven, Director of the Division of English, Classics and Philosophy at UTSA.

HAIL UTSA

*From our hills of oak and cedar
To the Alamo
Voices raised will echo
As, in song, our praises flow.
Hail Alma Mater!
Through the years our loyalty will grow.
The University of Texas at San Antonio*



CONFERENCE USA



On May 4, 2012, UTSA accepted an invitation to join Conference USA. The Roadrunners officially joined the league on July 1, 2013, and now compete against teams from Charlotte, Florida Atlantic, FIU, Louisiana Tech, Marshall, Middle Tennessee, North Texas, Old Dominion, Rice, Southern Miss, UAB, UTEP and Western Kentucky.

"Today is another outstanding day to be a Roadrunner. We are very excited about our new partnership with Conference USA. It is a great fit for us, and it is a significant step forward for the University and the entire city of San Antonio."
— UTSA President Dr. Ricardo Romo

"We are pleased to welcome UTSA to Conference USA. They are an amazing University in a very dynamic and vibrant city. Without a doubt, they will be a good fit for us. What is truly impressive is the way they launched their football program, which is a tribute to the strong leadership in place."
— Conference USA Commissioner Britton Banowsky



UTSA Director of Athletics Lynn Hickey, UTSA President Dr. Ricardo Romo and Chairman of the Greater San Antonio Chamber of Commerce Football Task Force John Montford announced the University's move into Conference USA in a press conference on May 4, 2012.



UTSA BY THE NUMBERS

- 4** Conference USA Championships
- 6** Conference USA Superlative Awards
- 9** Conference USA Individual Champions
- 10** Conference USA All-Academic Team members
- 22** Conference USA Academic Medal winners
- 32** All-Conference USA selections
- 142** Conference USA Commissioner's Honor Roll members

** as of July 1, 2014*



BUILDING CHAMPIONS

2013-14 UTSA ACCOMPLISHMENTS

- Four C-USA Championships (women's cross country, men's outdoor track & field, volleyball regular season and tournament)
- Four All-Americans and two All-Region honorees
- Two C-USA Players or Athletes of the Year (McKenzie Adams, volleyball; Richard Garrett Jr., men's outdoor track & field)
- Nine C-USA individual champions
- 32 All-C-USA honorees
- Capital One Academic All-American (Nate Leonard, football) and a pair of Capital One All-District VII selections
- 10 C-USA All-Academic Team members
- 22 C-USA Academic Medal winners for a 3.75 GPA or higher, while 142 student-athletes were named to the C-USA Commissioner's Honor Roll
- Volleyball team advanced to second NCAA Tournament in last four years
- Women's cross country claimed UTSA's first C-USA title in any sport
- Football team posted a 7-5 record, including a 6-2 league mark to finish second in the C-USA West Division.



Led by Nina Herrera's fourth-place finish, the women's cross country team captured the program's first league crown since 1996 and the school's first championship as a member of Conference USA.



Third-team AVCA All-American and C-USA Player of the Year McKenzie Adams led the nation with 5.78 kills per set in 2013 and helped the Roadrunners to C-USA regular season and tournament titles.



The men's track & field team scored a program-record 172 points en route to fifth outdoor title. The squad produced three All-Americans, including C-USA shot put champion Richard Garrett Jr., who was named the league's Field Athlete of the Year.



In just its third season, the football team went 7-5 against a schedule of Football Bowl Subdivision (FBS) teams. After it was picked last in the league's preseason poll, UTSA went 6-2 in its inaugural campaign as a member of C-USA and finished second in the West Division.



The baseball team put together another exciting run in the conference tournament, where it knocked out the No. 2 and No. 3 seeds before falling to top-seeded Rice in the C-USA Championship game.

NCAA HOST INSTITUTION

UTSA has served as the host institution for 16 NCAA Championship events during the past 18 years and will host the 2015 NCAA Women's Golf Central Regional in May.

UTSA's NCAA Championship Legacy

- 1997 Men's Basketball Midwest Regional
- 1998 Men's Final Four
- 1998 Men's Golf Central Regional
- 2001 Men's Basketball Midwest Regional
- 2002 Women's Final Four
- 2003 Men's Basketball South Regional
- 2004 Men's Final Four
- 2005 Women's Volleyball Championship
- 2006 Women's Basketball San Antonio Regional
- 2007 Men's Basketball South Regional
- 2008 Men's Final Four
- 2010 Women's Final Four
- 2011 Men's Basketball Southwest Regional
- 2011 Women's Volleyball Championship
- 2014 Men's Basketball Second & Third Rounds
- 2014 Men's Golf San Antonio Regional
- 2015 Women's Golf Central Regional



ABOUT SAN ANTONIO



San Antonio has a population of approximately 1.4 million, making it the nation's seventh-largest city. San Antonio was the fastest growing of the 10 largest cities from 2000-10.



With more than 20 million visitors per year, San Antonio is one of the top tourist destinations in the United States.



San Antonio boasts some of the state's most-visited attractions: The Alamo, The River Walk, SeaWorld® San Antonio and Six Flags® Fiesta Texas®.



Settled in 1718, San Antonio is one of the American West's oldest cities and its rich history surfaces in its architecture, neighborhoods, food, culture and traditions.



With 300 days of sunshine annually and an average temperature of 70 degrees, San Antonio is an ideal destination year round.



San Antonio has 14,518 acres of parks and 118 miles of mostly urban hike-and-bike trails in the metropolitan area.



San Antonio boasts one of the largest military concentrations in the country with Fort Sam Houston, Lackland Air Force Base and Randolph Air Force Base located in the city.



San Antonio is home to six Fortune 500 companies: Valero Energy, Tesoro Corporation, USAA, CST Brands, NuStar Energy and Clear Channel Media and Entertainment.



The largest medical research and care provider in South Texas, the South Texas Medical Center, calls San Antonio home.




San Antonio is a sports town, as it is home to six professional sports franchises: the five-time NBA Champion Spurs, the WNBA's Stars, the American Hockey League's Rampage, the San Diego Padres' Double-A affiliate Missions, the Arena Football League's Talons and the North American Soccer League's Scorpions.




San Antonio is a sports destination, as it annually hosts the Valero Alamo Bowl, the U.S. Army All-American Bowl, the PGA Tour Valero Texas Open and the Champions Tour AT&T Championship. The city also has hosted three NCAA Men's Final Fours, two Women's Final Fours, six NCAA Basketball Regionals, three Big 12 Football Championship Games and Dallas Cowboys Training Camps.

Sources: San Antonio Convention & Visitors Bureau

THE ALAMO



THIS IS



TOWER OF THE AMERICAS



SEA WORLD




SIX FLAGS
FIESTA TEXAS




ALAMODOME

SAN ANTONIO



THE RIVER WALK



SAN
ANTONIO
DEEP. IN THE
HEART.

SAN ANTONIO

A DESTINATION CITY

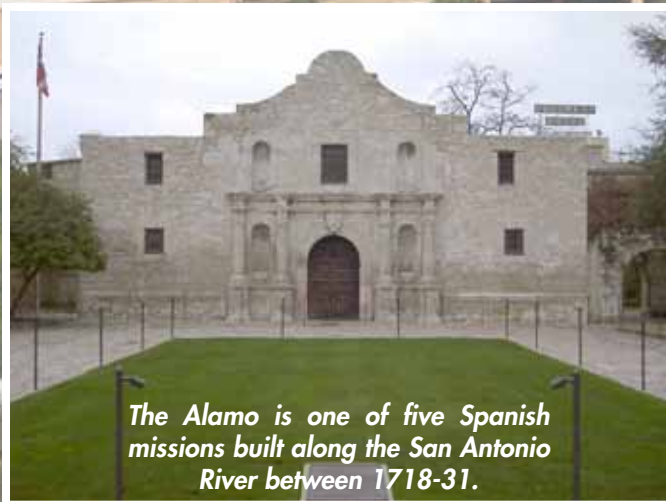
It's easy to see why more than 20 million people visit San Antonio each year. With 300 days of sunshine annually and an average temperature of 70 degrees, the nation's seventh-largest city is an ideal destination year round. The Alamo City boasts some of the state's most visited attractions: The Alamo, The River Walk, SeaWorld® San Antonio and Six Flags® Fiesta Texas®.



Schlitterbahn, in nearby New Braunfels, is the world's top-ranked waterpark.



Two of the nation's top theme parks, SeaWorld (left) and Six Flags Fiesta Texas, call San Antonio home.



The Alamo is one of five Spanish missions built along the San Antonio River between 1718-31.



Mission Concepcion





Mission San Juan



Mission San José



Mission Espada



Hundreds of hotels, restaurants, night spots and shops line the city's urban core, including the magical River Walk.




The River Walk is one of the most visited tourist attractions in the state of Texas.


ALAMODOME



Located just a short walk from the center of San Antonio's downtown district, the Alamodome is one of the top football venues in the state of Texas. With a seating capacity of more than 65,000 that includes 56 suites, the facility has hosted an array of annual football games, including the Valero Alamo Bowl, the *Dave Campbell's Texas Football Classic* and the U.S. Army All-American Bowl along with serving as the home of the UTSA Roadrunners. The Alamodome has hosted three Big 12 Championship Games and four Dallas Cowboys Training Camps and it served as the home stadium for the New Orleans Saints, who were displaced because of Hurricane Katrina, during much of the 2005 NFL season.



HOME OF THE ROADRUNNERS



UTSA set NCAA startup program records for inaugural game (56,743) and average season (35,521) attendance in 2011 and have averaged 31,320 fans through the first three campaigns at the Alamodome.



NCAA COMPLIANCE

THE NCAA RULES AND FANS

Compliance with NCAA rules is one of the highest priorities for our athletics program and institution. As a member of the NCAA, the University of Texas at San Antonio is accountable for the actions of its boosters and fans. Even the best-intentioned action on a fan's part may be a violation of NCAA rules. Please contact the UTSA Compliance Office if you have any questions concerning what is permissible. Inquiries should be directed to the UTSA Compliance Office at this address:

UTSA Compliance Office
Intercollegiate Athletics
One UTSA Circle
San Antonio, TX 78249
Phone: (210) 458-5493

REPRESENTATIVES OF ATHLETICS INTERESTS

A "representative of UTSA's athletics interests," or booster, is anyone who:

- Has ever participated in or is currently a member of the various athletics department support groups;
- Has made a donation to the athletics program;
- Has helped arrange summer and/or vacation employment for student-athletes; or
- Has been involved, in anyway, in the promotion of UTSA's athletics program

EXTRA BENEFITS

Prospective and current student-athletes may not receive extra benefits. An extra benefit is any special arrangement by an institutional employee or representative of the institution's athletic interests to provide a student-athlete or his/her family a benefit not authorized by NCAA legislation. Extra benefits would include, but are not limited to:

- An employment arrangement for a prospect's relatives;
- Gifts of clothing or equipment;
- Cosigning of loans;
- Providing loans to a prospect's relatives or friends;
- Cash or like items;
- Use of an automobile;
- Any tangible items, including merchandise;
- Free or reduced-cost services, rentals or purchases of any type;
- Free or reduced-cost housing
- Use of a college's athletic equipment;
- Sponsorship of or arrangement for an awards banquet for high school, prep school or two-year college athletes by a college, athletics representative or its alumni groups;
- Employment of a student-athlete at a rate higher than the wages paid for similar work; and
- Payment to a student-athlete for work not performed.

RECRUITING

Only coaches and athletics department staff may be involved in the recruiting process. Athletic representatives are prohibited from contacting a prospective student-athlete or members of his/her family by telephone, letter, e-mail, or in person for the purpose of encouraging participation in athletics at The University of Texas at San Antonio. This includes contacting prospective student-athletes on social media (Facebook, Twitter, etc.) The prohibition remains in effect even after the prospect signs a national letter-of-intent (scholarship offer). You can do your part by forwarding names of any potential recruits to the UTSA coaching staffs.

PROSPECTIVE STUDENT-ATHLETE

A prospective student-athlete is a person who has started classes for the ninth grade. You can become a prospect even if you have not started the ninth grade, if a college gives you or your relatives any financial aid help or other benefits that it does not give others.

Before a prospect can make an official visit to UTSA, he/she must present (1) a score from a PSAT, SAT or ACT test (through an official high school or testing agency), (2) an academic transcript, and (3) must register with the NCAA Eligibility Center and must be placed on the institution's Institution Request List with the NCAA Eligibility Center.

VISITING UTSA

OFFICIAL VISIT:

An "official visit" is a visit paid in whole or in part by the university and cannot exceed 48 hours in length. A prospect can make a total of five official visits, with a limit of only one per university.

UNOFFICIAL VISIT:

An "unofficial visit" is a visit made at the prospect's own expense. The university may provide (a) three complimentary tickets to an on-campus athletics event in which the university's team is competing and (b) transportation to view off-campus practice and competition sites within a 30-mile radius. Prospects can make as many unofficial visits as they want.

More information concerning recruiting and initial eligibility can be found online at:

ncaa.org
goUTSA.com



MEDIA INFORMATION





2014 UTSA FOOTBALL QUICK FACTS

General Information

Name _____ The University of Texas at San Antonio
 Nickname _____ Roadrunners
 Colors _____ Navy Blue (289), Orange (1665) and White
 Founded _____ 1969
 Enrollment _____ 28,623 (24,409 undergraduate)
 President _____ Dr. Ricardo Romo (Texas '67)
 Athletics Director _____ Lynn Hickey (Ouachita Baptist '73)
 Athletics Department Phone _____ (210) 458-4161
 Ticket Office Phone _____ (210) 458-8872
 Affiliation _____ NCAA Division I Football Bowl Subdivision
 Conference _____ Conference USA (West Division)
 Stadium (Capacity) _____ Alamodome (65,000)
 Playing Surface _____ Field Turf
 Press Box Phone _____ (210) 704-6200

Coaching Staff

Head Coach _____ Larry Coker (Northeastern State '70)
 Career Record (Years) _____ 79-30/.725 (9)
 Record at UTSA (Years) _____ 19-15/.559 (3)
 Assistant Coaches _____
 Kevin Brown (offensive coordinator/quarterbacks),
 Perry Eliano (special teams coordinator/safeties),
 Polo Gutierrez (running backs), Jim Marshall
 (offensive linemen), Marquis Mosely (receivers),
 Neal Neathery (defensive coordinator/linebackers),
 Jeff Popovich (cornerbacks), Charlie Reeve (tight ends),
 Eric Roark (defensive linemen)
 Graduate Assistant Coaches _____
 Jeremiah Moeller (offense), Benny Morrison (defense), Ryan
 Smith (defense), Giovanni Vizza (offense)
 Quality Control/Special Teams _____ Eddie Benavidez
 Strength & Conditioning Coach _____ Charlie Dudley
 Assistant AD/Football _____ Shane Elder
 Director of Operations _____ Adam Cain
 Equipment Manager _____ Mike Villa
 Video Coordinator _____ Brad Sternberg
 Associate AD/Athletic Medicine _____ Jerry Greeson
 Administrative Associate _____ Lara Goldman
 Football Office Phone _____ (210) 458-5011

Team Information

2013 Record _____ 7-5/.583
 2013 Conference Record (Finish) _____ 6-2 (t2nd/West)
 Letterwinners Returning/Lost _____ 54/11
 Starters Returning (O/D/ST) _____ 21 (9/10/2)
 Starters Lost (O/D/ST) _____ 3 (2/1/0)
 Offensive Formation _____ Multiple
 Defensive Formation _____ 4-2-5

Program History

First Year _____ 2011
 All-Time Record _____ 19-15/.559
 All-Time Conference Record_ 9-5 (C-USA 2013/WAC 2012)

Athletics Communications

Assistant AD (coaches contact) _____ Kyle Stephens
 Email _____ kyle.stephens@utsa.edu
 Office Phone _____ (210) 458-4551
 Cell Phone _____ (210) 887-3636
 Associate Director (players contact) _____ Brian Hernandez
 Email _____ brian.hernandez1@utsa.edu
 Office Phone _____ (210) 458-4907
 Cell Phone _____ (210) 269-7110
 Assistant Director _____ Jordan Korhage
 Assistant Director _____ Zena Rex
 Mailing Address _ One UTSA Circle, San Antonio, TX 78249
 Overnight Address _ 5710 West Hausman Road, Suite 101
 _____ San Antonio, TX 78249
 Fax _____ (210) 458-4569
 Website _____ goUTSA.com

2014 Schedule

Date	Opponent (TV)	Time (CT)
Aug. 29 _____	at Houston (ESPNU)	8 p.m.
Sept. 4 _____	Arizona (FS1)	7 p.m.
Sept. 13 _____	at Oklahoma State (FSN)	6 p.m.
Sept. 27 _____	at Florida Atlantic ^	4 p.m.
Oct. 4 _____	New Mexico (ASN)	2:30 p.m.
Oct. 11 _____	FIU ^ ~ (FCS)	6 p.m.
Oct. 18 _____	at Louisiana Tech ^ (FS)	TBA
Oct. 25 _____	UTEP ^ (ASN)	6 p.m.
Nov. 8 _____	at Rice ^ (FS)	TBA
Nov. 13 _____	Southern Miss ^ (CBSSN)	7 p.m.
Nov. 22 _____	at Western Kentucky ^ (FS)	TBA
Nov. 29 _____	North Texas ^ (FS)	TBA
Dec. 6 _____	C-USA Championship (ESPN/ESPN2)	TBA

subject to change · home games in bold
 ^ Conference USA game · ~ Homecoming Game
 (FS1) FOX Sports 1 · (FSN) FOX Sports Networks
 (ASN) American Sports Network · (FCS) FOX College Sports
 (FS) FOX Sports (network TBA) · (CBSSN) CBS Sports Network



UTSA FOOTBALL TIMELINE

Dec. 18, 2008

The University of Texas System Board of Regents approved UTSA's Athletics Initiative Business Plan, which granted permission to add a football program.

March 6, 2009

Larry Coker introduced as head football coach.

Feb. 3, 2010

First recruiting class signed.

Sept. 8, 2010

First practice held at Dub Farris Stadium.

Nov. 11, 2010

UTSA received and accepted an invitation to join the Western Athletic Conference (WAC) beginning on July 1, 2012.

April 9, 2011

Inaugural UTSA Football Fiesta Spring Game held at the Alamodome.

Aug. 5, 2011

UTSA players reported for first fall camp.

Sept. 3, 2011

UTSA defeated Northeastern State, 31-3, in front of an NCAA startup program inaugural-game record 56,743 fans at the Alamodome.

Fall 2011

UTSA posted a 4-6 record and established an NCAA startup program record average home attendance of 35,521 as a Football Championship Subdivision (FCS) independent.

May 4, 2012

UTSA received and accepted an invitation to join Conference USA beginning on July 1, 2013.

Fall 2012

UTSA posted an 8-4 overall record and finished fourth in the WAC with a 3-3 mark in their first of two years of reclassifying to the Football Bowl Subdivision (FBS). The Roadrunners did not count as an FBS opponent toward bowl eligibility.

Fall 2013

UTSA recorded a 7-5 record against 12 FBS opponents in its second year of reclassifying, including a 6-2 mark in its first season in Conference USA. The Roadrunners met all FBS requirements and counted as an FBS opponent toward bowl eligibility.

Fall 2014

UTSA will play its first season as a full-fledged member of the FBS and be eligible for a bowl game.

FUTURE SCHEDULES

2015

Sept. 5 _____ at Arizona _____ Tucson, Ariz.
Sept. 12 _____ Kansas State _____ San Antonio, Texas
 Sept. 19 _____ at Oklahoma State _____ Stillwater, Okla.
Sept. 26 _____ Colorado State _____ San Antonio, Texas

2016

Sept. 10 _____ at Colorado State _____ Fort Collins, Colo.
Sept. 17 _____ Arizona State _____ San Antonio, Texas
 Nov. 12 _____ at Texas A&M _____ College Station, Texas

2017

Sept. 9 _____ at Baylor _____ Waco, Texas
 Sept. 23 _____ at Texas State _____ San Marcos, Texas

2018

Sept. 1 _____ at Arizona State _____ Tempe, Ariz.
Sept. 8 _____ Baylor _____ San Antonio, Texas
 Sept. 15 _____ at Kansas State _____ Manhattan, Kan.
Sept. 22 _____ Texas State _____ San Antonio, Texas

2019

Sept. 7 _____ at Baylor _____ Waco, Texas
 Nov. 2 _____ at Texas A&M _____ College Station, Texas

2020

Sept. 12 _____ at Texas State _____ San Marcos, Texas

2021

Sept. 11 _____ Texas State _____ San Antonio, Texas

2022

Sept. 10 _____ at Texas State _____ San Marcos, Texas

2023

Sept. 9 _____ Texas State _____ San Antonio, Texas

2024

Sept. 7 _____ at Texas State _____ San Marcos, Texas

2025

Sept. 6 _____ Texas State _____ San Antonio, Texas

*schedule is tentative and subject to change
 home games in **bold** and played at Alamodome*



MEDIA INFORMATION

ATHLETICS COMMUNICATIONS



Kyle Stephens

*Assistant Athletics Director/
Athletics Communications
Primary Football Contact (Coaches)*

p: (210) 458-4551
e: kyle.stephens@utsa.edu



Brian Hernandez

*Associate Athletics
Communications Director
Secondary Football Contact (Players)*

p: (210) 458-4907
e: brian.hernandez1@utsa.edu

Office Fax: (210) 458-4569

Website: goUTSA.com

UTSA Shipping Address:

UTSA Athletics Communications
5710 W. Hausman Road, Suite 101
San Antonio, TX 78249

Alamodome Shipping Address:

Alamodome (Attn: Kyle Stephens)
100 Montana Street
San Antonio, TX 78202



Jordan Korphage

*Assistant Athletics
Communications Director*

p: (210) 458-4930
e: jordan.korphage@utsa.edu



Zena Rex

*Assistant Athletics
Communications Director*

p: (210) 458-6460
e: zena.rex@utsa.edu

FOLLOW UTSA ON SOCIAL MEDIA

UTSA Athletics

facebook.com/UTSAAthletics
instagram.com/UTSAAthletics
pinterest.com/UTSAAthletics
twitter.com/UTSAAthletics
youtube.com/UTSASID

UTSA Football

facebook.com/UTSAFTBL
twitter.com/UTSAFTBL
twitter.com/LarryCoker
youtube.com/UTSAFootballVideo

UTSA MEDIA POLICY

MEDIA COVERAGE

The UTSA Athletics Communications Office assists members of the media with their coverage of all 17 Roadrunners sports by coordinating interviews and providing feature ideas, notes, statistics and any other information needed. Media members may check the athletics department's website — goUTSA.com — for the latest information on all UTSA sports.

FOOTBALL SEASON CREDENTIALS

Season credentials and parking requests for UTSA home games must be requested by emailing Associate Athletics Communications Director Brian Hernandez (brian.hernandez1@utsa.edu). Only media covering the Roadrunners on a consistent basis and on assignment will be considered. A lost season credential will result in passes being issued on a game-by-game basis, if available. The deadline for requesting season credentials and parking for the 2014 season is Friday, Aug. 15.

FOOTBALL SINGLE-GAME CREDENTIALS

Credential and parking requests for individual home games should be emailed to Associate Athletics Communications Director Brian Hernandez (brian.hernandez1@utsa.edu) by 5 p.m. on Wednesday of the respective week, but early requests are encouraged. Credentials only will be granted to media on assignment. For UTSA road games, please contact Assistant Athletics Director for Communications Kyle Stephens (kyle.stephens@utsa.edu) by noon on Monday of the preceding week for the game you wish to cover and include any parking needs you may have. These lists are submitted to the host school's SID by Wednesday the week before, so that credentials can be shipped back to our office for local distribution.

NON-FOOTBALL CREDENTIALS

Media wishing to apply for credentials to cover other UTSA home events should send a request to the Athletics Communications Office for the sport they wish to cover at least 24 hours prior to the event. These

credentials WILL NOT allow access to cover UTSA home football games.

CREDENTIAL WILL CALL

Credentials can be mailed upon request or picked up in person with proper identification at the Athletics Communications Office, which is located at 5710 West Hausman Road, Suite 101 in the University Heights Tech Center. For home football games, media that has not yet received credentials may pick those up beginning three hours prior to kickoff at the Alamodome Media Entrance (east 50-yard line).

FOOTBALL GAME DAY PARKING

Media may park in Lot A (south of Alamodome/northeast corner of IH-10 & Cesar E. Chavez Boulevard interchange) with a UTSA Football Game Day Parking Pass only. Requests must be made to Assistant Athletics Director for Communications Kyle Stephens (kyle.stephens@utsa.edu) and/or Associate Athletics Communications Director Brian Hernandez (brian.hernandez1@utsa.edu)



at least one week in advance. Passes are issued on a single-game basis only and there are limited quantities per game. There are no season parking passes for UTSA football games. Satellite trucks may park in Lot A for a fee and must reserve spaces by contacting Jason Bippert of the Alamodome at (210) 207-3629 or jbippert@alamodome.com.

NON-GAME DAY MEDIA PARKING

Media needing to drive onto UTSA's Main Campus for interviews may request a visitor parking permit by contacting the UTSA Athletics Communications Director for the sport they are covering at least 24 hours in advance of arrival.

ALAMODOME ACCESS

All media members must enter the Alamodome through the media entrance located on the east 50-yard line. The entrance and all press work areas will open three hours prior to kickoff. No media members will be allowed to enter the Alamodome through the South Loading Dock. A UTSA-issued credential or game ticket is required for entrance to all home football games.

PRESS BOX SERVICES

The Alamodome press box, located on the Mezzanine Level (Level 3) of the east side of the facility, will open three hours prior to kickoff for all home football games. A UTSA-issued credential is required for entrance to the press box. The media meal will be served approximately two hours prior to kickoff. Game notes, flip cards, game programs, official stats, notes and quotes will be provided. Wireless Internet access is complimentary for working media members. Media members who wish to order a dedicated Internet connection or telephone line must contact Jason Bippert of the Alamodome at jbippert@alamodome.com or (210) 207-3629. Seats will be assigned according to UTSA's credential criteria.

LIVE STATISTICS

UTSA will provide live statistics online at goUTSA.com for all home events and real-time statistics to credentialed media through a private URL that will be provided on football game days.

PHOTOGRAPHERS/VIDEOGRAPHERS

Photographers and videographers on assignment are welcome to shoot all UTSA home events with proper credentials requested through the Athletics Communications Office. For sideline access at home football games, photographers and videographers will be required to check in for a photo vest. A work room is located in Meeting Room A near the northeast tunnel to the field and it is equipped with complimentary hard-wired and wireless Internet access, flip cards, game programs and refreshments. Photographers

who wish to order a dedicated Internet connection must contact Jason Bippert of the Alamodome at jbippert@alamodome.com or (210) 207-3629. Photographers and videographers will not have a reserved seat in the Alamodome press box. Upper photo and video area requests should be made in the press box at least two hours prior to kickoff.

POSTGAME INTERVIEW ROOMS

Postgame interview rooms for all home football games are located on the east side of the Alamodome across from the visiting team locker room on the Field Level (Level 1). UTSA will hold a postgame press conference for head coach Larry Coker and selected players after a 10-minute cooling off period. Additional requested coaches and players will be made available in the UTSA interview room following the press conference. The UTSA locker room is closed and there will be no interviews conducted on the field except for the television network that is broadcasting the game. The visiting team interview room is located immediately adjacent to the UTSA interview room in the Green Room. All requests should be made with the visiting team's SID. UTSA will provide escorts for media to the sidelines with six minutes remaining in the fourth quarter and to the postgame interview rooms.

INTERVIEW POLICY

All interviews with UTSA student-athletes and coaches must be arranged at least 24 hours in advance by contacting the Athletics Communications Office. Telephone interviews are available to the media on a "call-back" basis ONLY and at a time that is convenient for the interviewee. Contact information (i.e., cell phone numbers) for student-athletes and coaches WILL NOT be provided to the media.

FOOTBALL MEDIA AVAILABILITY

During the season, UTSA football coaches and student-athletes will be available during a Monday Media Roundtable session and post-practice on Tuesdays (offense) and Wednesdays (defense). All requests should be made at least 24 hours in advance, preferably by 5 p.m. on Sunday of game weeks, to Assistant Athletics Director for Communications Kyle Stephens (kyle.stephens@utsa.edu) and/or Associate Athletics Communications Director Brian Hernandez (brian.hernandez1@utsa.edu) to help expedite the process.

MONDAY FOOTBALL MEDIA ROUNDTABLE

UTSA will host a media roundtable session each Monday of a game week on the Main Campus. Head coach Larry Coker will be available from 9:30-10 a.m., while requested student-athletes will be available from 10-11 a.m. Contact Assistant Athletics

Director for Communications Kyle Stephens (kyle.stephens@utsa.edu) and/or Associate Athletics Communications Director Brian Hernandez (brian.hernandez1@utsa.edu) for more details and parking instructions.

PRACTICE POLICIES

Roadrunners football practices will be held on UTSA's Main Campus (unless otherwise noted). Practices are closed, but the first 30 minutes of selected practices are open to members of accredited media outlets with a UTSA-issued credential (subject to change). Media planning to shoot this portion of practice should contact Assistant AD for Communications Kyle Stephens (kyle.stephens@utsa.edu) and/or Associate Athletics Communications Director Brian Hernandez (brian.hernandez1@utsa.edu) to confirm arrangements and practice times. Requested coaches and student-athletes will be available to the media post-practice on Tuesdays (offense) and Wednesdays (defense) during the season and other selected practices during fall and spring camps. Questions pertaining to practice schedules and specific media information regarding coverage for all other sports may be directed to either Stephens or Hernandez.

CONFERENCE USA

Conference USA provides digital media guides, notes, league statistics and standings, logos and video content online at conferenceusa.com. The football media relations contact is Russ Anderson and he can be reached at (214) 774-1351 or rdanderson@c-usa.org. The league has discontinued its weekly teleconference with its football head coaches.

collegepressbox.com
SINCE 2005 EVERYTHING BUT THE PRE-GAME MEAL

collegepressbox.com is the official media website for Division I football. Access and download weekly game notes, quotes, statistics, media guides, headshots, logos and more for the conference and each of its member schools. Login information will be distributed to accredited media or you can apply for a password by sending an e-mail to password@collegepressbox.com.





MEDIA INFORMATION

ALAMODOME



Driving Directions

Physical Address:

Alamodome
100 Montana St.
San Antonio, Texas 78202

Media may park in Lot A (see map above) with a valid pass issued by the UTSA Athletics Communications Office. These are limited and will be issued according to UTSA's credential criteria. To enter Lot A on game days, please use the entrance located off the IH-37 Frontage Road.

Satellite truck parking also is located in Lot A, but must be arranged in advance by contacting Jason Bippert at (210) 207-3629.

For additional parking and transportation options, please visit utsa.edu/gameday and click on the Parking & Transportation tab.

The Media Entrance is located on the east side of the Alamodome facing the railroad tracks.

New for 2014: There are several major construction projects on the highways and surface streets in the immediate vicinity of the Alamodome. Please allow for extra time due to any potential delays.

From Northeast/Austin

- Take IH-35 south
- Exit IH-37/U.S. 281 south to Corpus Christi
- Exit Cesar E. Chavez Boulevard and turn left at light

From North/Airport

- Take U.S. 281 south
- Exit Cesar E. Chavez Boulevard and turn left at light

From East/Houston

- Take IH-10 west
- Exit IH-37/U.S. 281 north to Johnson City
- Exit Cesar E. Chavez Boulevard and turn right at light

From Northwest/El Paso

- Take IH-10 east
- Exit IH-35 north to Austin
- Exit IH-37/U.S. 281 south to Corpus Christi
- Exit Cesar E. Chavez Boulevard and turn left at light

From West/Del Rio

- Take U.S. 90 east
- Exit IH-37/U.S. 281 north to Johnson City
- Exit Cesar E. Chavez Boulevard and turn right at light

From Southwest/Laredo

- Take IH-35 north
- Exit IH-10 east to Houston
- Exit IH-37/U.S. 281 north to Johnson City
- Exit Cesar E. Chavez Boulevard and turn right at light

From South/Corpus Christi/Rio Grande Valley

- Take IH-37/U.S. 281 north
- Exit Cesar E. Chavez Boulevard and turn right at light

NOTE: If you are taking the Cesar E. Chavez Boulevard exit (140B) from southbound IH-37/U.S. 281, you will not be able to access the Lot A entrance via the turnaround within two hours of game time due to traffic control restrictions. Please turn left at the light at Cesar E. Chavez Boulevard and left again onto the IH-37 Frontage Road.



LOCAL MEDIA DIRECTORY

PRINT

San Antonio Express-News
Box 2171
San Antonio, TX 78297
p: (210) 250-3373
f: (210) 250-3351
e: sports@express-news.net
w: mysa.com
beat writer: Jerry Briggs

The Paisano

14545 Roadrunner Way
San Antonio, TX 78249
p: (210) 690-9301
f: (210) 690-3423
e: sports@paisano-online.com
w: paisano-online.com
sports editor: Jonathon Garza

San Antonio Business Journal

8200 IH 10 W, Suite 820
San Antonio, TX 78230
p: (210) 341-3202
f: (210) 342-4443
e: sanantonio@bizjournals.com
w: bizjournals.com/sanantonio
beat writer: W. Scott Bailey

RADIO

KZDC-AM 1250/KTSA-AM 550

4050 Eisenhower Road
San Antonio, TX 78218
p: (210) 654-5100
f: (210) 885-5054

KTKR-AM 760/WOAI-AM 1200

6222 NW IH-10
San Antonio, TX 78201
p: (210) 736-9700
f: (210) 735-8811

TELEVISION

KABB-TV (FOX)

4335 NW Loop 410
San Antonio, TX 78229
p: (210) 442-6353
f: (210) 442-6333
e: maxsports@kabb.com
w: foxsanantonio.com
sports director: Chuck Miketinac

KENS-TV (CBS)

5400 Fredericksburg Road
San Antonio, TX 78229
p: (210) 366-5001
f: (210) 377-8757
e: jreinagel@kens5.com
w: kens5.com
sports director: Joe Reinagel
beat writer: David Flores, KENS5.com

KSAT-TV (ABC)

1408 N. St. Mary's St.
San Antonio, TX 78215
p: (210) 351-1270
f: (210) 351-1310
e: sports@ksat.com
w: ksat.com
sports director: Greg Simmons

KWEX-TV (Univision)

P.O. Box 9225
San Antonio, TX 78204
p: (210) 242-7451
f: (210) 226-0131
e: sanantoniodesk@univision.net
w: univision41.com
sports director: Rafael Carderara

WOAI-TV (NBC)

1031 Navarro St.
San Antonio, TX 78205-1321
p: (210) 223-4742
f: (210) 476-1088
e: donharris@sbgvtv.com
w: woai.com
sports director: Don Harris

WEBSITES

InsideRunnerSports.com (FOX Sports Next)

P.O. Box 761272
San Antonio, TX 78245
editor: J.J. Perez
e: jj@insiderunnersports.com

InsideUTSA.com (Rivals)

11001 S. First Street
Austin, TX 78748
editor: Mike Craven
e: insideutsa@yahoo.com

BROADCAST INFORMATION

ROADRUNNERS SPORTS NETWORK

The Roadrunners Sports Network brings fans closer to the action through live audio, radio broadcasts, live video and highlights.

All UTSA football games will be broadcast in the San Antonio area on KTKR Ticket 760 AM beginning with a two-hour pregame show. The games can be heard online at goUTSA.com or on a mobile device with the free iHeartRadio app. Andy Everett (play-by-play) and Ed Suarez (analysis) will call all the action and there also is a one-hour postgame show.

All six home games also will air live in Spanish on Radio Formula Network's K272EK 102.3 FM and KBRN 1500 AM, as well as online at radioformulasa.com. Jorge Rodriguez (play-by-play) and Jaime Becerril (analysis) will have the call. Each broadcast will include a 30-minute pregame and 15-minute postgame show.

Everett also will host "The Larry Coker Show" from 7-8 p.m. each week during the season at Buffalo Wings & Rings (203 N. Loop 1604 W.). The broadcast can be heard on KTKR Ticket 760 AM, online at goUTSA.com or with the iHeartRadio app. Please visit goUTSA.com for the latest schedule.

Additional audio and video, including postgame interviews and highlights, can be found at goUTSA.com.



"UTSA GAME DAY"

UTSA and KENS 5 TV, San Antonio's CBS affiliate, have partnered to bring Roadrunners fans a weekly show called "UTSA Game Day" during the football season.

KENS 5 sports director Joe Reinagel, reporter Vinnie Vinzetta and KENS5.com sports reporter David Flores host the 30-minute show, which includes an interview with head coach Larry Coker, player features, game highlights and much more. It airs from 8:30-9 a.m. each Saturday during the season on Eyewitness News.



"UTSA FOOTBALL INSIDER"

"UTSA Football Insider" is a 30-minute magazine show that airs weekly during the season. The show can be seen on FOX Sports Southwest at 4 p.m. each Thursday, Comcast SportsNet Houston at 10 a.m. each Friday and locally in San Antonio on KMYS-TV (Ch. 35) at 10:30 a.m. each Saturday. It also is available online at goUTSA.com.

The show gives fans an all-access look at the Roadrunners through game highlights and previews, plus feature stories on players and activities around the UTSA campus supporting the team. Hector Ledesma of KABB FOX 29 is in his first year as the show's host.



2014 OPPONENTS QUICK FACTS

HOUSTON

8 p.m. • Friday, Aug. 29 • ESPN
TDECU Stadium (Houston, Texas)
Series Record: UH leads 1-0
Last Meeting: UH 59, UTSA 28 (9/28/13)

Location _____ Houston, Texas
Founded _____ 1927
Enrollment _____ 40,750
Chancellor _____ Dr. Renu Khator
Athletics director _____ Mack Rhoades
Nickname _____ Cougars
Colors _____ Scarlet and white
Affiliation _____ NCAA Division I - FBS
Conference _____ American Athletic
Stadium (capacity) _____ TDECU Stadium (40,000)
Playing surface _____ Synthetic turf
Press box phone _____ (713) 743-0550
Football SID _____ David Bassity
Office Phone _____ (713) 743-9409
Email _____ dbassity@central.uh.edu
Web site _____ uhcougars.com
2013 overall record _____ 8-5
2013 conference record (finish) _____ 5-3 (4th)
Offensive formation _____ Pro style
Defensive formation _____ 4-3
Letterwinners R/L _____ 45/21
Starters R/L _____ 17/5
Head coach _____ Tony Levine
Alma mater (year) _____ Minnesota (1996)
Career record (years) _____ 14-12 (2)
Record at school (years) _____ 14-12 (2)
Assistant coaches _____ Travis Bush (OC/QB), Jamie Christian (ST/IWR), David Gibbs (DC), Dan Hammerschmidt (RB), Vernon Hargreaves (LB), Tony Jeffery (OWR), Ricky Logo (DL), Gordy Shaw (OL), Zac Spavital (DB)

ARIZONA

7 p.m. • Thursday, Sept. 4 • FOX Sports 1
Alamodome (San Antonio, Texas)
Series Record: UA leads 1-0
Last Meeting: UA 38, UTSA 13 (9/14/13)

Location _____ Tucson, Ariz.
Founded _____ 1885
Enrollment _____ 40,200
President _____ Dr. Ann Weaver Hart
Athletics director _____ Greg Byrne
Nickname _____ Wildcats
Colors _____ Cardinal & navy
Affiliation _____ NCAA Division I - FBS
Conference _____ Pac-12
Stadium (capacity) _____ Arizona Stadium (56,029)
Playing surface _____ Field turf
Press box phone _____ (520) 621-9393
Football SID _____ Molly O'Mara
Office Phone _____ (520) 621-4283
Email _____ momara@arizona.edu
Web site _____ arizonawildcats.com
2013 overall record _____ 8-5
2013 conference record (finish) _____ 4-5 (4th/South)
Offensive formation _____ Multiple spread
Defensive formation _____ 3-3-5 stack
Letterwinners R/L _____ 45/22
Starters R/L _____ 18/10
Head coach _____ Rich Rodriguez
Alma mater (year) _____ West Virginia (1986)
Career record (years) _____ 136-94-2 (20)
Record at school (years) _____ 16-10 (2)
Assistant coaches _____ Matt Caponi (S), Jeff Casteel (DC/LB), Tony Dews (WR), Bill Kirelawich (DL), David Lockwood (CB), Calvin Magee (Co-OC/RB), Jim Michalczyk (OL), Charlie Ragle (TE/ST), Rod Smith (Co-OC/QB)

OKLAHOMA STATE

6 p.m. • Saturday, Sept. 13 • FSN
Boone Pickens Stadium (Stillwater, Okla.)
Series Record: OSU leads 1-0
Last Meeting: OSU 56, UTSA 35 (9/7/13)

Location _____ Stillwater, Okla.
Founded _____ 1890
Enrollment _____ 37,232
President _____ V. Burns Hargis
Athletics director _____ Mike Holder
Nickname _____ Cowboys
Colors _____ Orange & black
Affiliation _____ NCAA Division I - FBS
Conference _____ Big 12
Stadium (capacity) _____ Boone Pickens Stadium (60,218)
Playing surface _____ Field turf
Press box phone _____ (405) 744-5757
Football SID _____ Gavin Lang
Office Phone _____ (405) 744-3875
Email _____ gavin.lang@okstate.edu
Web site _____ okstate.com
2013 overall record _____ 10-3
2013 conference record (finish) _____ 7-2 (T-2nd)
Offensive formation _____ Spread
Defensive formation _____ 3-4
Letterwinners R/L _____ 38/32
Starters R/L _____ 12/17
Head coach _____ Mike Gundy
Alma mater (year) _____ Oklahoma State (1990)
Career record (years) _____ 77-38 (10)
Record at school (years) _____ 77-38 (10)
Assistant coaches _____ Joe Bob Clements (DL), Bob Connelly (OL), Tim Duffie (S), Kasey Dunn (WR), Van Malone (CB), Jason Ray (WR), Jemal Singleton (RB), Glenn Spencer (DC/LB), Mick Yurcich (OC/QB)

FLORIDA ATLANTIC

4 p.m. • Saturday, Sept. 27 • TV TBA
FAU Stadium (Boca Raton, Fla.)
Series Record: First meeting

Location _____ Boca Raton, Fla.
Founded _____ 1961
Enrollment _____ 30,000
President _____ Dr. John W. Kelly
Athletics director _____ Pat Chun
Nickname _____ Owls
Colors _____ Blue & red
Affiliation _____ NCAA Division I - FBS
Conference _____ Conference USA
Stadium (capacity) _____ FAU Stadium (29,419)
Playing surface _____ Natural grass
Press box phone _____ (561) 251-5588
Football SID _____ Katrina McCormack
Office Phone _____ (561) 297-3163
Email _____ kmccormi@fau.edu
Web site _____ fausports.com
2013 overall record _____ 6-6
2013 conference record (finish) _____ 4-4 (4th/East)
Offensive formation _____ Spread
Defensive formation _____ 4-3
Letterwinners R/L _____ 40/23
Starters R/L _____ 15/12
Head coach _____ Charlie Partridge
Alma mater (year) _____ Drake (1995)
Career record (years) _____ 0-0 (1st year)
Record at school (years) _____ 0-0 (1st year)
Assistant coaches _____ Corey Bell (DB), Roc Bellantoni (DC/LB), Nick Caley (DB), Roger Harriott (RB), Chris Hurd (ST/TE), Terrance Jamison (DL), Bart Miller (OL), Dan Shula (WR), Brian Wright (OC/QB)

NEW MEXICO

2:30 p.m. • Saturday, Oct. 4 • ASN
Alamodome (San Antonio, Texas)
Series Record: UTSA leads 1-0
Last Meeting: UTSA 21, UNM 13 (8/31/13)

Location _____ Albuquerque, N.M.
Founded _____ 1889
Enrollment _____ 27,278
President _____ Dr. Robert Frank
Athletics director _____ Paul Krebs
Nickname _____ Lobos
Colors _____ Cherry & silver
Affiliation _____ NCAA Division I - FBS
Conference _____ Mountain West
Stadium (capacity) _____ University Stadium (39,224)
Playing surface _____ Field turf
Press box phone _____ (505) 925-5573
Football SID _____ Frank Mercogliano
Office Phone _____ (505) 410-4844
Email _____ fmercog@unm.edu
Web site _____ golobos.com
2013 overall record _____ 3-9
2013 conference record (finish) _____ 1-7 (5th/Mountain)
Offensive formation _____ Pistol option
Defensive formation _____ 3-4
Letterwinners R/L _____ 46/16
Starters R/L _____ 13/11
Head coach _____ Bob Davie
Alma mater (year) _____ Youngstown State (1977)
Career record (years) _____ 42-43 (7)
Record at school (years) _____ 7-18 (1)
Assistant coaches _____ Scott Baumgartner (WR), Kevin Cosgrove (DC/ILB), Bob DeBesse (OC/QB), Jason Lenzmeier (OL), Archie McDaniel (OLB), Charles McMillian (DB), Barry Sacks (DL), Derek Warehime (TE), Apollo Wright (RB)

FIU

6 p.m. • Saturday, Oct. 4 • FOX College Sports
Alamodome (San Antonio, Texas)
Series Record: First meeting

Location _____ Miami, Fla.
Founded _____ 1965
Enrollment _____ 50,000
President _____ Dr. Mark B. Rosenberg
Athletics director _____ Pete Garcia
Nickname _____ Panthers
Colors _____ Blue & gold
Affiliation _____ NCAA Division I - FBS
Conference _____ Conference USA
Stadium (capacity) _____ Alfonso Field at FIU Stadium (20,000)
Playing surface _____ Field turf
Press box phone _____ (305) 348-1898
Football SID _____ Paul Dodson
Office Phone _____ (305) 348-3164
Email _____ pdodson@fiu.edu
Web site _____ fiusports.com
2013 overall record _____ 1-11
2013 conference record (finish) _____ 1-7 (T-5th/East)
Offensive formation _____ Pro set
Defensive formation _____ Multiple 4-3
Letterwinners R/L _____ 54-14
Starters R/L _____ 19/6
Head coach _____ Ron Turner
Alma mater (year) _____ Pacific (1977)
Career record (years) _____ 43-72 (10)
Record at school (years) _____ 1-11 (1)
Assistant coaches _____ Jason Brooks (DB), Josh Conklin (DC), Kerry Dixon III (RB), Rob Harley (LB), Randy Melvin (DL), Kort Shankweiler (TE/OT), Steve Shankweiler (OC), Cameron Turner (QB/WR), Shannon Moore (ST)



LOUISIANA TECH

TBA • Saturday, Oct. 18 • FOX Sports
Joe Aillet Stadium (Ruston, La.)
Series Record: Tied 1-1
Last Meeting: UTSA 30, LT 10 (11/30/13)

Location _____ Ruston, La.
 Founded _____ 1984
 Enrollment _____ 11,025
 President _____ Dr. Les Guice
 Athletics director _____ Tommy McClelland
 Nickname _____ Bulldogs
 Colors _____ Blue & red
 Affiliation _____ NCAA Division I - FBS
 Conference _____ Conference USA
 Stadium (capacity) _____ Joe Aillet Stadium (27,717)
 Playing surface _____ Field turf
 Press box phone _____ (318) 257-3144
 Football SID _____ Patrick T. Walsh
 Office Phone _____ 318-257-5305
 Email _____ pwalsh@latech.edu
 Web site _____ latechsports.com
 2013 overall record _____ 4-8
 2013 conference record (finish) _____ 3-5 (5th/West)
 Offensive formation _____ Spread
 Defensive formation _____ Multiple
 Letterwinners R/L _____ 36-28
 Starters R/L _____ 15/12
 Head coach _____ Skip Holtz
 Alma mater (year) _____ Notre Dame (1986)
 Career record (years) _____ 92-79 (14)
 Record at school (years) _____ 4-8 (1)
 Assistant coaches _____ Ronnie Bradford (ST/CB),
 Blake Baker (S), Manny Diaz (DC/LB), Oscar Giles (DL),
 Jabbar Juluke (RB), Matt Moore (OL), Tony Peterson (OC/QB),
 Tim Rattay (WR), Joe Sloan (IWR)

UTEP

6 p.m. • Saturday, Oct. 25 • ASN
Alamodome (San Antonio, Texas)
Series Record: UTSA leads 1-0
Last Meeting: UTSA 32, UTEP 13 (9/21/13)

Location _____ El Paso, Texas
 Founded _____ 1914
 Enrollment _____ 22,749
 President _____ Dr. Diana Natalicio
 Athletics director _____ Bob Stull
 Nickname _____ Miners
 Colors _____ Dark blue, orange & silver accent
 Affiliation _____ NCAA Division I - FBS
 Conference _____ Conference USA
 Stadium (capacity) _____ Sun Bowl (51,500)
 Playing surface _____ Matrix 46
 Press box phone _____ (915) 747-5154
 Football SID _____ Denise Mata
 Office Phone _____ (915) 747-6653
 Email _____ mdmata@utep.edu
 Website _____ utepathletics.com
 2013 overall record _____ 2-10
 2013 conference record (finish) _____ 1-7 (7th/West)
 Offensive formation _____ Pro style
 Defensive formation _____ 4-2-5
 Letterwinners R/L _____ 44/22
 Starters R/L _____ 19/8
 Head coach _____ Sean Kugler
 Alma mater (year) _____ UTEP (1989)
 Career record (years) _____ 2-10 (1)
 Record at school (years) _____ 2-10 (1)
 Assistant coaches _____ Andrew Browning (DL),
 Gabe Franklin (DB), Patrick Higgins (OC/QB),
 Spencer Leftwich (OL), Brian Natkin (ST/TE),
 Robert Rodriguez (DB), Scott Stoker (DC), Todd Whitten (WR)

RICE

TBA • Saturday, Nov. 8 • FOX Sports
Rice Stadium (Houston, Texas)
Series Record: Rice leads 2-0
Last Meeting: Rice 27, UTSA 21 (10/12/13)

Location _____ Houston, Texas
 Founded _____ 1912
 Enrollment _____ 6,082
 President _____ David W. Leebron
 Athletics director _____ Joe Karlgaard
 Nickname _____ Owls
 Colors _____ Blue & gray
 Affiliation _____ NCAA Division I - FBS
 Conference _____ Conference USA
 Stadium (capacity) _____ Rice Stadium (47,000)
 Playing surface _____ AstroTurf 3D60H
 Press box phone _____ (713) 527-0250
 Football SID _____ Chuck Pool
 Office Phone _____ (713) 348-5775
 Email _____ chuck.pool@rice.edu
 Web site _____ riceowls.com
 2013 overall record _____ 10-4
 2013 conference record (finish) _____ 7-1 (1st/West)
 Offensive formation _____ Spread
 Defensive formation _____ 4-2-5
 Letterwinners R/L _____ 43/25
 Starters R/L _____ 13/11
 Head coach _____ David Bailiff
 Alma mater (year) _____ Texas State (1981)
 Career record (years) _____ 61-63 (10)
 Record at school (years) _____ 40-48 (6)
 Assistant coaches _____ Larry Edmondson (co-OC/QB),
 Larry Hoefer (S), Billy Lynch (co-OC/WR),
 Darrell Patterson (ST/LB),
 Michael Slater (DL), David Sloan (TE),
 Anthony Stewart (RB),
 Chris Thurmond (DC/CB),
 Ronnie Vinklarek (OL)

SOUTHERN MISS

7 p.m. • Thursday, Nov. 13 • CBS Sports Network
Alamodome (San Antonio, Texas)
Series Record: First meeting

Location _____ Hattiesburg, Miss.
 Founded _____ 1910
 Enrollment _____ 16,604
 President _____ Dr. Rodney Bennett
 Athletics director _____ Bill McGillis
 Nickname _____ Golden Eagles
 Colors _____ Black & gold
 Affiliation _____ NCAA Division I - FBS
 Conference _____ Conference USA
 Stadium (capacity) _____ Roberts Stadium (36,000)
 Playing surface _____ Matrix
 Press box phone _____ (601) 266-5523
 Football SID _____ Jack Duggan
 Office Phone _____ (601) 266-4503
 Email _____ jack.duggan@usm.edu
 Web site _____ southernmiss.com
 2013 overall record _____ 1-11
 2013 conference record (finish) _____ 1-7 (T-5th/East)
 Offensive formation _____ Spread
 Defensive formation _____ 4-3
 Letterwinners R/L _____ 58/24
 Starters R/L _____ 21/6
 Head coach _____ Todd Monken
 Alma mater (year) _____ Knox (1989)
 Career record (years) _____ 1-11 (1)
 Record at school (years) _____ 1-11 (1)
 Assistant coaches _____ Steve Buckley (Asst. HC),
 Dave Duggan (DC/LB),
 Pete Golding (S),
 Derrick LeBlanc (DL),
 Chip Lindsey (OC/QB),
 Luke Meadows (OL),
 Lytrel Pollard (CB),
 John Simon (RB),
 John Wozniak (ST/IWR)

WESTERN KENTUCKY

TBA • Saturday, Nov. 22 • FOX Sports
Houchens Industries/L.T. Stadium (Bowling Green, Ky.)
Series Record: First meeting

Location _____ Bowling Green, Ky.
 Founded _____ 1906
 Enrollment _____ 21,124
 President _____ Dr. Gary Ransdell
 Athletics director _____ Todd Stewart
 Nickname _____ Hilltoppers
 Colors _____ Red & white
 Affiliation _____ NCAA Division I - FBS
 Conference _____ Conference USA
 Stadium (capacity) _____
 Houchens Industries/L.T. Smith Stadium (22,113)
 Playing surface _____ Field turf
 Press box phone _____ (270) 745-6940
 Football SID _____ Kyle Neaves
 Office Phone _____ (270) 745-3756
 Email _____ kyle.neaves@wku.edu
 Web site _____ wkusports.com
 2013 overall record _____ 8-4
 2013 conference record (finish) _____ 4-3 (3rd/Sun Belt)
 Offensive formation _____ Multiple
 Defensive formation _____ 4-3
 Letterwinners R/L _____ 46/18
 Starters R/L _____ 15/10
 Head coach _____ Jeff Brohm
 Alma mater (year) _____ Louisville (1994)
 Career record (years) _____ 0-0 (1st year)
 Record at school (years) _____ 0-0 (1st year)
 Assistant coaches _____ Ricky Brumfield (ST/CB),
 Neil Callaway (OL),
 Mike Cassidy (DB),
 Ken Delgado (DE),
 Don Dunn (DT),
 Tyson Helton (OC/QB),
 Nick Holt (DC),
 Greg Nord (RB),
 JaMarcus Shephard (WR)

NORTH TEXAS

TBA • Saturday, Nov. 29 • FOX Sports
Alamodome (San Antonio, Texas)
Series Record: UTSA leads 1-0
Last Meeting: UTSA 21, NT 13 (11/23/13)

Location _____ Denton, Texas
 Founded _____ 1890
 Enrollment _____ 36,111
 President _____ Dr. V. Lane Rawlins
 Athletics director _____ Rick Villarreal
 Nickname _____ Mean Green
 Colors _____ Green & white
 Affiliation _____ NCAA Division I - FBS
 Conference _____ Conference USA
 Stadium (capacity) _____ Apogee Stadium (30,850)
 Playing surface _____ Field turf
 Press box phone _____ (940) 369-7585
 Football SID _____ Eric Capper
 Office Phone _____ (940) 565-2476
 Email _____ eric.capper@unt.edu
 Web site _____ meangreensports.com
 2013 overall record _____ 9-4
 2013 conference record (finish) _____ 6-2 (T-2nd/West)
 Offensive formation _____ Spread
 Defensive formation _____ 4-3
 Letterwinners R/L _____ 37/20
 Starters R/L _____ 12/15
 Head coach _____ Dan McCarney
 Alma mater (year) _____ Iowa (1975)
 Career record (years) _____ 74-104 (16)
 Record at school (years) _____ 18-19 (3)
 Assistant coaches _____ Mike Canales (OC/QB),
 Perry Carter (S),
 Mike Grant (WR),
 LaMarcus Hicks (CB),
 Kevin Patrick (DL),
 Tommy Perry (ST/RB),
 Nick Quartaro (TE),
 Mike Simmonds (OL),
 John Skladany (DC/LB)



CONFERENCE USA

5201 North O'Connor Boulevard, Suite 300
Irving, Texas 75039
(214) 774-1300
w: conferenceusa.com

Conference USA celebrates its 20th anniversary in 2014-15, welcoming newcomer Western Kentucky into the fold on July 1. The league has transformed through its two decades, but the commitment to excellence, integrity, leadership and its student athletes in athletics, academics and community is unwavering.

Conference USA enjoys a far-reaching fan base with its 14 members: Charlotte, FIU, Florida Atlantic, Louisiana Tech, Marshall, Middle Tennessee, North Texas, Old Dominion, Rice, Southern Miss, UAB, UTEP, UTSA and Western Kentucky.

Since beginning competition in 1995, Conference USA teams have combined for 83 bowl appearances in football, 100 NCAA Tournament appearances in basketball including three Final Fours, 60 NCAA baseball appearances including six College World Series berths, 71 NCAA soccer tournament appearances including four trips to the College Cup, and 35 individual national champions in track and field and cross country.

Success is not limited to athletic achievement, however, as 186 Conference USA student-athletes have garnered Academic All-America honors, 651 have achieved academic all-district laurels and thousands of student-athletes have earned their college degrees.

Conference USA sponsors competition in 19 sports – nine for men (baseball, basketball, cross country, football, golf, soccer, tennis, and indoor and outdoor track and field) and 10 for women (basketball, cross country, golf, soccer, softball, swimming and diving, tennis, indoor and outdoor track and field, and volleyball).

The league promotes the scholar-athlete ideal, honoring outstanding achievement with numerous conference-sponsored academic awards, including the Commissioner's Honor Roll and the Commissioner's Academic Medal as well as sport-specific All-Academic teams.

C-USA annually awards \$4,000 postgraduate scholarships, along with the Sport Academic Awards, Scholar-Athletes of the Year and the Institutional Academic Excellence Award. Additionally, Conference USA presents a Spirit of Service Award three times each year, recognizing student-athletes who excel on the field, in the classroom and give back to the community through significant service efforts and participation.

SUCCESS ON THE PLAYING FIELD

Conference USA performers have achieved great success in competition, placing the league among the top conferences in the nation.

Football

- 83 teams have earned bowl bids
- Eligible for the College Football Playoff
- Conference USA has 10 bowl affiliations through the 2019 season, securing a minimum of five berths annually. Conference USA has primary bowl tie-ins with the Bahamas Bowl, Beef 'O' Brady's Bowl, Boca Raton Bowl, Gildan New Mexico Bowl, Heart of Dallas Bowl, Miami Beach Bowl, R+L Carriers New Orleans Bowl and Sheraton Hawai'i Bowl, along with secondary arrangements with the Duck Commander Independence Bowl and the Lockheed Martin Armed Forces Bowl.



Men's Basketball

- 115 postseason teams (51 NCAA, 44 NIT, 11 CBI, 9 CIT)
- One National Championship title game appearance
- Three Final Four teams
- Seven Elite Eight NCAA Tournament teams
- One NIT Champion and four NIT semifinalists
- Inaugural CBI Champion
- CIT Championship

Women's Basketball

- 49 NCAA Tournament appearances
- 49 WNIT appearances
- One Sweet 16 NCAA Tournament team
- Three WNIT semifinalists
- One WBI Champion

Baseball

- 60 NCAA appearances
- Six College World Series appearances (2009, 2008, 2007, 2006, 2005 and 2001)
- 14 Super Regional appearances
- Has produced at least four NCAA teams in nine of the past 13 seasons

In addition to the numerous NCAA Tournament berths, C-USA has sent four men's soccer teams to the NCAA College Cup, three softball teams to the Women's College World Series and three volleyball teams to the NCAA Sweet 16. The league has also had 35 national champions in NCAA track and field competition, one national champion in diving, and numerous NCAA individual and team competitors in cross country, golf, swimming, tennis, and track and field. Overall, Conference USA teams and individuals have made more than 800 NCAA appearances.

SUCCESS OFF THE FIELD

C-USA institutions are among the nation's best in academic performance of student-athletes, bolstered by the fact that student-athletes at league schools have a higher graduation rate than the general student population. Among C-USA's 5,000 student-athletes, there are champions off the playing field as well. In 19 years, more than 28,000 student-athletes have been named to the Commissioner's Honor Roll or received the Commissioner's Academic Medal, indicative of outstanding achievement in the classroom.

C-USA ON TV

C-USA enjoys significant television exposure through partnerships with FOX Sports Media Group, CBS Sports Network and ESPN. The multi-tiered selection process that is rooted in partnering with all three networks has substantially increased the number of national and regional appearances for football, men's and women's basketball, and all other conference sports.

C-USA membership include institutions within eight of the Top 40 media markets and four in the Top 25 according to Nielsen. C-USA home markets this year will include more than 13 million TV households, a 30 percent increase from two years ago.

C-USA DIGITAL NETWORK

The C-USA Digital Network officially launched in August of 2011. Network programming includes live streaming of non-televised events, video on demand, a weekly C-USA studio show, podcasting, regular-season and championship event highlights, and conference-produced feature stories. In its first year, 1,164 events were streamed live and 8,126 videos were posted and available on the C-USA Digital Network, and those numbers have more than doubled. Monthly and yearly subscriptions provide fans access

to events offered on all of the C-USA member institution's athletic websites as well as C-USA network programming.

C-USA IN THE COMMUNITY

The conference's current footprint is concentrated with 14 members in 10 states and a combined area population of nearly 30 million. With a commitment to community involvement, the conference developed several initiatives to maintain strong ties in C-USA cities, as well as with fans and alumni across the country. C-USA schools also place a priority on giving back to their communities through volunteer service with local and national organizations. Individually, student-athletes are recognized each season through the Spirit of Service award.

GOVERNANCE

Conference USA has significant representation in the NCAA governance structure. The presidents of the member institutions serve as the league's Board of Directors.

A PROUD HISTORY

Conference USA was formed in 1995 and quickly emerged as one of the nation's top conferences. The conference unveiled its name, logo and commissioner April 24, 1995, in Chicago. The league's charter members included Charlotte, Cincinnati, DePaul, Houston, Louisville, Marquette, Memphis, Saint Louis, Southern Miss, Tulane, UAB and USF. Eleven of the institutions began athletic participation in 1995, while Houston joined competition in the fall of 1996.

The league's headquarters were established in Chicago and, after nine years, relocated to the current office in Irving, Texas. Britton Banowsky was named Commissioner in October 2002, succeeding Mike Slive, the league's first commissioner.

C-USA added East Carolina (September, 1996) and the United States Military Academy (March, 1997) as football members. ECU began league competition in 1997; Army in 1998 and UAB began football play in 1999. The league added TCU and ECU (1999) for all sports and they began competition in 2001. USF started C-USA football in 2003. Marshall, Rice, SMU, Tulsa, UCF and UTEP became full-time Conference USA members for all sports in 2005.

In 2013, charter member Charlotte returned to C-USA and was joined by new members FIU, Florida Atlantic, Louisiana Tech, Middle Tennessee, North Texas, Old Dominion and UTSA. The membership is at 14 institutions with WKU joining the league on July 1, 2014.





CONFERENCE USA COMPOSITE SCHEDULE

FRIDAY, AUGUST 29

Bowling Green at Western Kentucky
UTSA at Houston

SATURDAY, AUGUST 30

Bethune-Cookman at FIU
Florida Atlantic at Nebraska
Louisiana Tech at Oklahoma
Marshall at Miami (Ohio)
Savannah State at Middle Tennessee
North Texas at Texas
Hampton at Old Dominion
Rice at Notre Dame
Southern Miss at Mississippi State
Troy at UAB
UTEP at New Mexico

THURSDAY, SEPTEMBER 4

Arizona at UTSA

SATURDAY, SEPTEMBER 6

Wagner at FIU
Florida Atlantic at Alabama
Louisiana Tech at Louisiana-Lafayette
Rhode Island at Marshall
Middle Tennessee at Minnesota
SMU at North Texas
Old Dominion at NC State
Alcorn State at Southern Miss
UAB at Mississippi State
Texas Tech at UTEP
Western Kentucky at Illinois

THURSDAY, SEPTEMBER 11

Louisiana Tech at North Texas

SATURDAY, SEPTEMBER 13

Pittsburgh at FIU
Tulsa at Florida Atlantic
Ohio at Marshall
Western Kentucky at Middle Tennessee
Eastern Michigan at Old Dominion
Rice at Texas A&M
Southern Miss at Alabama
Alabama A&M at UAB
New Mexico State at UTEP
UTSA at Oklahoma State

SATURDAY, SEPTEMBER 20

Louisville at FIU
Florida Atlantic at Wyoming

Northwestern State at Louisiana Tech
Marshall at Akron
Middle Tennessee at Memphis
Nicholls State at North Texas
Old Dominion at Rice
Appalachian State at Southern Miss

FRIDAY, SEPTEMBER 26

Middle Tennessee at Old Dominion

SATURDAY, SEPTEMBER 27

FIU at UAB
UTSA at Florida Atlantic
Louisiana Tech at Auburn
Rice at Southern Miss
UTEP at Kansas State
Western Kentucky at Navy

THURSDAY, OCTOBER 2

Florida Atlantic at FIU

SATURDAY, OCTOBER 4

UTEP at Louisiana Tech
Marshall at Old Dominion
Hawai'i at Rice
Southern Miss at Middle Tennessee
North Texas at Indiana
UAB at Western Kentucky
New Mexico at UTSA

SATURDAY, OCTOBER 11

FIU at UTSA
Middle Tennessee at Marshall
North Texas at UAB
Old Dominion at UTEP
Rice at Army

SATURDAY, OCTOBER 18

Marshall at FIU
Western Kentucky at Florida Atlantic
UTSA at Louisiana Tech
UAB at Middle Tennessee
Southern Miss at North Texas

SATURDAY, OCTOBER 25

Florida Atlantic at Marshall
Louisiana Tech at Southern Miss
North Texas at Rice
Old Dominion at Western Kentucky
UAB at Arkansas
UTEP at UTSA

SATURDAY, NOVEMBER 1

Rice at FIU
UAB at Florida Atlantic
Western Kentucky at Louisiana Tech
BYU at Middle Tennessee
Old Dominion at Vanderbilt
Southern Miss at UTEP

SATURDAY, NOVEMBER 8

FIU at Old Dominion
Florida Atlantic at North Texas
Louisiana Tech at UAB
Marshall at Southern Miss
UTSA at Rice
UTEP at Western Kentucky

THURSDAY, NOVEMBER 13

Southern Miss at UTSA

SATURDAY, NOVEMBER 15

Middle Tennessee at FIU
Rice at Marshall
North Texas at UTEP
Army at Western Kentucky

FRIDAY, NOVEMBER 21

UTEP at Rice

SATURDAY, NOVEMBER 22

FIU at North Texas
Florida Atlantic at Middle Tennessee
Louisiana Tech at Old Dominion
Marshall at UAB
UTSA at Western Kentucky

FRIDAY, NOVEMBER 28

Western Kentucky at Marshall

SATURDAY, NOVEMBER 29

Old Dominion at Florida Atlantic
Rice at Louisiana Tech
Middle Tennessee at UTEP
North Texas at UTSA
UAB at Southern Miss

SATURDAY, DECEMBER 6

C-USA Championship Game

subject to change



Conference USA will host its 10th football championship game in 2014.

The event is slated for Saturday, Dec. 6, and will be televised by ESPN or ESPN2. The team with the highest league winning percentage will serve as host site for the game.

The title game will feature champions from the East and West divisions of the league. Five different schools have hosted the first nine championship games.

Rice won its first Conference USA Football Championship last season with a victory over Marshall at Rice Stadium. Southern Miss won the 2011 C-USA Championship, when the nationally-ranked Golden Eagles defeated previously undefeated Houston on the Cougars' home field. Former members East Carolina, Tulsa and UCF each won two championship games, while Houston claimed one crown.

<u>Year</u>	<u>Champion (C-USA Record)</u>
2013	Rice (7-1)
2012	Tulsa (7-1)
2011	Southern Miss (7-1)
2010	UCF (7-1)
2009	East Carolina (6-2)
2008	East Carolina (6-2)
2007	UCF (7-1)
2006	Houston (7-1)
2005	Tulsa (6-2)
2004	Louisville (8-0)
2003	Southern Miss (8-0)
2002	TCU (6-2), Cincinnati (6-2)
2001	Louisville (6-1)
2000	Louisville (6-1)
1999	Southern Miss (6-0)
1998	Tulane (6-0)
1997	Southern Miss (6-0)
1996	Houston (4-1), Southern Miss (4-1)

2014 Conference USA Championship Game

Date: Saturday, Dec. 6

Time: TBA

TV: ESPN -or- ESPN2

CONFERENCE USA DIVISIONS

West

- Louisiana Tech
- North Texas
- Rice
- Southern Miss
- UTEP
- UTSA

East

- FIU
- Florida Atlantic
- Marshall
- Middle Tennessee
- Old Dominion
- UAB
- Western Kentucky

Conference USA Tiebreaker

Home field for the Conference USA Championship Game will be awarded to the team that posts the highest regular season winning percentage against conference opposition. The first tiebreaker is the winner of a head-to-head match-up. Additional tie-breaker information will be released at a later date.

Media Credentials

Members of the media that wish to cover the Conference USA Championship Game will be required to request credentials through the league's online credential application system available at conferenceusa.com/mediacenter.

Details about the C-USA Championship Game will be available throughout the season on conferenceusa.com. For additional information, please contact C-USA Media Relations at (214) 774-1300.

Conference USA Stadiums

FIU	Alfonso Field at FIU Stadium (20,000)
Florida Atlantic	FAU Stadium (29,419)
Louisiana Tech	Joe Aillet Stadium (30,600)
Marshall	Joan C. Edwards Stadium (38,019)
Middle Tennessee	Johnny "Red" Floyd Stadium (30,788)
North Texas	Apogee Stadium (30,850)
Old Dominion	Foreman Field at S.B. Ballard Stadium (20,068)
Rice	Rice Stadium (47,000)
Southern Miss	M.M. Roberts (36,000)
UAB	Legion Field (72,000)
UTEP	Sun Bowl (51,500)
UTSA	Alamodome (65,000)
Western Kentucky	Houchens Industries/L.T. Smith Stadium (22,113)



CONFERENCE USA BOWL SYNOPSIS

CONFERENCE USA BOWL OVERVIEW 2014-19

Conference USA will have 10 bowl affiliations through the 2019 season, securing a minimum of five berths annually and offering fans a number of great destinations between the Atlantic and the Pacific Oceans.

Conference USA has agreements with three new bowls: the Bahamas Bowl, Boca Raton Bowl and Miami Beach Bowl, along with a first-time agreement with the Gildan New Mexico Bowl in Albuquerque. Additionally, C-USA maintains relationships with three ESPN-owned bowls: Beef 'O' Brady's Bowl in St. Petersburg, Fla., Heart of Dallas Bowl, and the Sheraton Hawai'i Bowl in Honolulu, as well as the R+L Carriers New Orleans Bowl.

Conference USA has secondary agreements with two bowls also located right within the league's footprint, giving teams the opportunities to participate in the Lockheed Martin Armed Forces Bowl in Fort Worth, Texas, and the Duck Commander Independence Bowl in Shreveport, La.

In these bowls, Conference USA will have the opportunity to face opponents from the American Athletic, Big 12, Big Ten, Mid-American, Mountain West and Sun Belt Conferences.

CONFERENCE USA BOWL 2014 SYNOPSIS

Conference USA has five primary agreements and one secondary agreement for the 2014 season. The Bahamas, Boca Raton, Gildan New Mexico, Heart of Dallas and Sheraton Hawai'i Bowls are primary agreements. The Duck Commander Independence Bowl is a secondary agreement.

Conference USA's champion will select which bowl it would like to attend and the remainder of the selections will follow after that, with no particular set order.

Conference USA will begin its partnership with the Gildan New Mexico Bowl to begin its bowl season at 1:20 p.m. (CT) on Saturday, Dec. 20, in Albuquerque, N.M. The league's representative will be matched up against an opponent from the Mountain West Conference. C-USA has previously participated in the New Mexico Bowl one time, as UTEP faced BYU in 2010.

The league will be a part of two brand-new bowls in warm, sunny climates when it faces a Mid-American Conference opponent in both the Boca Raton and Bahamas Bowls. The Boca Raton Bowl will be held at FAU Stadium on the Florida Atlantic campus, with the inaugural game set for 5 p.m. (CT) on Tuesday, Dec. 23. The Bahamas Bowl is the only postseason game held outside of the United States and it will take place at 11 a.m. (CT) on Wednesday, Dec. 24, at Thomas A. Robinson National Stadium. Both games will be televised by ESPN.

Later on Dec. 24, C-USA will compete in the Sheraton Hawai'i Bowl in Honolulu for the 10th time in the bowl's 13-year history. The league's representative will face a Mountain West Conference opponent in the game, which will kick off at 7 p.m. (CT) and be televised by ESPN.

C-USA will participate in the Heart of Dallas Bowl at historic Cotton Bowl Stadium on Friday, Dec. 26. The league's representative will face an opponent from the Big Ten Conference in a game that will air on ESPN, beginning at 11 a.m. North Texas is the defending Heart of Dallas Bowl champion.

The league also has a secondary agreement to play in the Duck Commander Independence Bowl in Shreveport, La., should the ACC or SEC not be able to provide a team for the game. The 38th annual game will be televised by ESPN at 3 p.m. on Saturday, Dec. 27.

As a member of the College Football Playoff, Conference USA will be a part of one of the College Football Playoff bowls if it has the highest rated champion from among the American, C-USA, Mid-American, Mountain West and Sun Belt Conferences.

COLLEGE FOOTBALL PLAYOFF

The Playoff

Beginning with the 2014-15 season, college football will enter a new era when a postseason playoff will begin. The format is simple: top four teams, two semifinals played in bowl games and a national championship game played in a different city each year. Each semifinal will be played during the New Year's holiday with the national championship game in prime time on a Monday night at least a week later. It will be the best of all worlds, and the biggest innovation to the sport in decades.

The Selection Committee

A selection committee will choose the four teams for the playoff based on their performance during the regular season, including strength of schedule, head-to-head results, championships won and other factors. The teams will be seeded so that No. 1 will play No. 4 in one semifinal and No. 2 will meet No. 3 in the other, with the winners advancing to the national championship game.

The Rotation

The semifinals will rotate among six different bowls, extending the experience to more fans. In the years when the bowls are not hosting semifinals, the bowls will feature eight other teams in four compelling matchups.

For the 2014-15 season, the Orange Bowl (Dec. 31), Peach Bowl (Dec. 31), Fiesta Bowl (Dec. 31) and Cotton Bowl (Jan. 1) will host its regular bowl games, while the Rose Bowl (Jan. 1) and Sugar Bowl (Jan. 1) will host semifinals. The College Football Championship will be held on Monday, Jan. 12, in Arlington, Texas.

C-USA and the College Football Playoff

As a member of the College Football Playoff, Conference USA will be a part of one of the College Football Playoff bowls if it has the highest-rated champion from among the American, C-USA, Mid-American, Mountain West and Sun Belt Conferences.



COLLEGE FOOTBALL PLAYOFF

CONFERENCE USA BOWL SYNOPSIS



2014-15 BOWL SCHEDULE

Date	Bowl	Matchup	Location	Time	Network
Dec. 20	R+L Carriers New Orleans Bowl	Sun Belt vs. Mountain West	New Orleans, La.	10 a.m.	ESPN
Dec. 20	Gildan New Mexico Bowl	Mountain West vs. C-USA	Albuquerque, N.M.	1:20 p.m.	ESPN
Dec. 20	Royal Purple Las Vegas Bowl	Mountain West vs. Pac-12	Las Vegas, Nev.	2:30 p.m.	ABC
Dec. 20	Famous Idaho Potato Bowl	Mountain West vs. MAC	Boise, Idaho	4:45 p.m.	ESPN
Dec. 20	Raycom Media Camellia Bowl	MAC vs. Sun Belt	Montgomery, Ala.	8:15 p.m.	ESPN
Dec. 22	Miami Beach Bowl	American vs. BYU	Miami, Fla.	1 p.m.	ESPN
Dec. 23	Boca Raton Bowl	C-USA vs. MAC	Boca Raton, Fla.	5 p.m.	ESPN
Dec. 23	San Diego County Credit Union Poinsettia Bowl	Mountain West vs. Navy	San Diego, Calif.	8:30 p.m.	ESPN
Dec. 24	Bahamas Bowl	C-USA vs. MAC	Nassau, Bahamas	11 a.m.	ESPN
Dec. 24	Sheraton Hawaii Bowl	C-USA vs. Mountain West	Honolulu, Hawaii	7 p.m.	ESPN
Dec. 26	Heart of Dallas Bowl	C-USA vs. Big Ten	Dallas, Texas	12 p.m.	ESPN
Dec. 26	Detroit Lions Bowl	ACC vs. Big Ten	Detroit, Mich.	3:30 p.m.	ESPN
Dec. 26	Bitcoin St. Petersburg Bowl	ACC vs. American	St. Petersburg, Fla.	7 p.m.	ESPN
Dec. 27	Military Bowl	ACC vs. American	Annapolis, Md.	12 p.m.	ESPN
Dec. 27	Hyundai Sun Bowl	Pac-12 vs. ACC	El Paso, Texas	1 p.m.	CBS
Dec. 27	Duck Commander Independence Bowl	ACC vs. SEC (or C-USA)	Shreveport, La.	3 p.m.	ESPN2
Dec. 27	New Era Pinstripe Bowl	Big Ten vs. ACC/Notre Dame	New York, N.Y.	3:30 p.m.	ESPN
Dec. 27	National University Holiday Bowl	Pac-12 vs. Big Ten	San Diego, Calif.	7 p.m.	ESPN
Dec. 29	AutoZone Liberty Bowl	SEC vs. Big 12	Memphis, Tenn.	1 p.m.	ESPN
Dec. 29	Russell Athletic Bowl	ACC vs. Big 12	Orlando, Fla.	4:30 p.m.	ESPN
Dec. 29	AdvoCare Texas Bowl	Big 12 vs. SEC	Houston, Texas	8 p.m.	ESPN
Dec. 30	Franklin American Mortgage Music City Bowl	SEC vs. ACC/Big Ten	Nashville, Tenn.	2 p.m.	ESPN
Dec. 30	Belk Bowl	ACC vs. SEC	Charlotte, N.C.	5:45 p.m.	ESPN
Dec. 30	San Francisco Bowl	Pac-12 vs. Big Ten	San Francisco, Calif.	9 p.m.	ESPN
Dec. 31	Chick-fil-A Peach Bowl	At-Large vs. At-Large	Atlanta, Ga.	TBA	ESPN
Dec. 31	Fiesta Bowl	At-Large vs. At-Large	Glendale, Ariz.	4 p.m.	ESPN
Dec. 31	Discover Orange Bowl	ACC/A-L vs. Big Ten/SEC/Notre Dame	Miami Gardens, Fla.	7:30 p.m.	ESPN
Jan. 1	Capital One Bowl	SEC vs. ACC/Big Ten	Orlando, Fla.	11:30 a.m.	ABC
Jan. 1	Outback Bowl	Big Ten vs. SEC	Tampa, Fla.	12 p.m.	ESPN2
Jan. 1	AT&T Cotton Bowl Classic	At-Large vs. At-Large	Arlington, Texas	12 p.m.	ESPN
Jan. 1	Rose Bowl Game presented by Vizio	Playoff Semifinal Game	Pasadena, Calif.	4 p.m.	ESPN
Jan. 1	Allstate Sugar Bowl	Playoff Semifinal Game	New Orleans, La.	7:30 p.m.	ESPN
Jan. 2	Lockheed Martin Armed Forces Bowl	American vs. Army	Fort Worth, Texas	11 a.m.	ESPN
Jan. 2	TaxSlayer Bowl	Big Ten/ACC vs. SEC	Jacksonville, Fla.	2:20 p.m.	ESPN
Jan. 2	Valero Alamo Bowl	Big 12 vs. Pac-12	San Antonio, Texas	5:45 p.m.	ESPN
Jan. 2	Cactus Bowl	Big 12 vs. Pac-12	Tempe, Ariz.	9:15 p.m.	ESPN
Jan. 3	Birmingham Bowl	SEC vs. American	Birmingham, Ala.	12 p.m.	ESPN/2
Jan. 4	GoDaddy Bowl	Sun Belt vs. MAC	Mobile, Ala.	8 p.m.	ESPN
Jan. 12	National Championship Game	Semifinal Winners	Arlington, Texas	7:30 p.m.	ESPN

~ all times Central and subject to change • Conference USA bowl tie-ins in **bold italics** ~

2014-15 CONFERENCE USA BOWL LINEUP





CONFERENCE USA BOWL SYNOPSIS



Bahamas Bowl

11 a.m. (CT) • Wednesday, Dec. 24 • ESPN
Thomas A. Robinson National Stadium (15,000) • Nassau, Bahamas
Conference USA vs. Mid-American Conference



Boca Raton Bowl

5 p.m. (CT) • Tuesday, Dec. 23 • ESPN
FAU Stadium (29,419) • Boca Raton, Fla.
Conference USA vs. Mid-American Conference



Hawai'i Bowl

7 p.m. (CT) • Wednesday, Dec. 24 • ESPN
Hawaiian Airlines Field at Aloha Stadium (50,000) • Honolulu, Hawai'i
Conference USA vs. Mountain West Conference



Heart of Dallas Bowl

12 p.m. • Friday, Dec. 26 • ESPN
Cotton Bowl (92,100) • Dallas, Texas
Conference USA vs. Big Ten Conference



Gildan New Mexico Bowl

1:20 p.m. (CT) • Saturday, Dec. 20 • ESPN
University Stadium (37,792) • Albuquerque, N.M.
Conference USA vs. Mountain West Conference



Duck Commander Independence Bowl

3 p.m. • Saturday, Dec. 27 • ESPN
Independence Stadium • Shreveport, La.
ACC or SEC vs. Conference USA (secondary selection)

SEASON OUTLOOK





EXPERIENCED ROADRUNNERS LOOK TO CHALLENGE FOR CONFERENCE USA CROWN IN JUST FOURTH SEASON

In just four short years, UTSA has gone from being the new kid on the block in college football to the most-experienced team in the Football Bowl Subdivision (FBS).

UTSA welcomes back 54 letterwinners, including an FBS-best 21 starters (9 offense/10 defense/2 kickers) and an FBS-leading 37 seniors, from last season's squad that posted a 7-5 record and finished second in the West Division with a 6-2 mark in their Conference USA debut.

The returnees account for 92 percent of the receiving and 65 percent of the rushing yards gained, 81 percent of the scoring, 82 percent of the tackles, 83 percent of the fumble recoveries and 75 percent of the interceptions posted a year ago. The Roadrunners also boast the nation's most-experienced offensive line (143 starts) and defensive backfield (133 starts) in addition to a returning receiving corps that has combined for 416 catches for 4,927 yards, which both rank third in the country.

A large number of those players have been with the program since it went 4-6 during its inaugural season as a Football Championship Subdivision independent in 2011. That group has helped lead the Roadrunners to a 15-9 overall record, including nine conference victories and 13 triumphs against FBS teams, in the last two seasons, all while being picked to finish last in the Western Athletic Conference two years ago and in the West Division of Conference USA last year.

Now, with a roster that features 54 upperclassmen with game experience, UTSA is picked to finish third in West by the league's head coaches and some preseason publications even have gone as far to pick the Birds to win the division, which is a giant step forward for a program that just went through a practice season in 2010 that included 18 of this year's seniors.

This year's schedule features 12 contests against FBS teams for the second consecutive season, including four non-conference rematches. UTSA will open the campaign at Houston in an ESPN2 nationally-televised game at 8 p.m. on Friday, Aug. 29, which will be the first-ever game in the brand-new TDECU Stadium.

The Roadrunners return home on a short week to host Arizona in another national TV contest — this time on FOX Sports 1 — at 7 p.m. on Thursday, Sept. 4, before hitting the road for Saturday dates at Oklahoma State (Sept. 13) and the C-USA opener at Florida Atlantic (Sept. 27).

UTSA closes out the non-conference slate with a home game against New Mexico on Oct. 4 and then hosts FIU in a conference matchup one week later. The Birds also host league contests against UTEP (Oct. 25), Southern Miss (Thursday, Nov. 13 on CBS Sports Network) and North Texas (Nov. 29) and will travel to Louisiana Tech (Oct. 18), Rice (Nov. 8) and conference newcomer Western Kentucky (Nov. 22).

The nationally-televised C-USA Championship Game between the East and West Division winners is scheduled for Saturday, Dec. 6.

UTSA completed its required two-year reclassification into the FBS last year, meaning the Roadrunners can be selected to compete in one of C-USA's six bowl games this December. If that happens, it will mark the quickest bowl game debut for a startup program in NCAA history.

Quarterbacks

For all the experience UTSA brings back, quarterback is one area that comes into the 2014 campaign with a limited amount at best. Eric Soza started 32 games and led the program to 19 wins during his three-year career. He passed for 6,952 yards and 46 touchdowns — both school records — and ran for 1,018 other yards and 16 scores.

Tucker Carter, a redshirt senior from Allen, is penciled in as the new starter heading into fall camp and he is the only signal caller on the roster with game experience. He completed 23-of-33 passes for 190 yards and a touchdown in five games in relief of Soza last season. Carter was the 2011 Southwest Junior College Football Conference Offensive Player of the Year after throwing for 2,654 yards and 26 TDs for Trinity Valley Community College.

Redshirt freshman Austin Robinson saw plenty of reps during spring drills and the 6-foot-3 dual threat signal caller was a *Dave Campbell's Texas Football* Top 300 recruit out of Bellaire Episcopal High School after throwing for 1,487 yards and rushing for 801 more as a senior in 2012.

True freshman Blake Bogenschutz, also a *Dave Campbell's Texas Football* Top 300 selection, registered 9,569 passing yards, 126 TD passes and 35 wins, including the Class 3A Division I State Championship as a senior, during a decorated prep career at Carthage High School.

Running Backs

David Glasco II returns for his final campaign with 32 games and 28 starts under his belt as the Roadrunners' lead running back. The local product has rushed 250 times for a school-record 1,182 yards and 15 scores during his previous three seasons. Last year, he set a UTSA standard

with 135 yards on the ground in the win at Tulsa en route to a team-high 496 for the year.

Speedsters Jarveon Williams and Brandon Armstrong both will provide experienced depth and a change of pace in the backfield.

Williams, a sophomore from Converse Judson, rushed for 126 yards and had 134 yards and a TD receiving. Armstrong, a senior from San Antonio Roosevelt, had 251 yards and three scores on the ground and 172 yards and a pair of TDs through the air in 2013.

Nate Shaw is entrenched as the starting fullback and the senior from Austin Anderson has developed a reputation as a strong blocker on run plays and in pass protection.

Offensive Linemen

UTSA's offensive line welcomes back all five starters — who have combined for 129 starts — and two others who have started 13 games. That group did not commit a holding penalty en route to helping the offense average 417.8 yards (175.4 rush/242.4 pass) per game in 2013.

Left guard Scott Inskip is a two-time second-team all-conference selection and a preseason first-team All-Conference USA choice in addition to being on the Rotary Lombardi Award (nation's top interior lineman) watch list in each of the past two campaigns. The 6-foot-4, 300-pound senior from McAllen has played in all 34 of UTSA's games with 33 starts.

Left tackle Cody Harris collected honorable mention All-Conference USA accolades a year ago after grading out at a team-leading 85 percent and the 6-foot-5, 300-pound senior from Smithson Valley also has played in all 34 of UTSA's all-time contests with 32 starts.

Center Nate Leonard, a preseason Rimington Trophy candidate (FBS' top center), is the only player in school history to start all 34 games and he was a second-team Academic All-American last year. The 6-foot, 280-pound senior from McKinney posted a team-leading 70 knockdown blocks last season.

Tackle Josh Walker and guard William Cavanaugh will man the right side of the line. Walker, a 6-foot-3, 305-pound senior from League City Clear Springs, has played in 26 career games (21 starts), while Cavanaugh, a 6-foot-1, 300-pound junior from New Braunfels Canyon, worked his way into the starting lineup early in 2013 en route to starting the final nine tilts.

The top two backups have combined to play in 38 contests.

Payton Rion, a 6-foot-3, 285-pound senior from Smithson Valley, has appeared in 22 games (10 starts) at guard. Fort Worth native Jordan Gray, a 6-foot-2, 260-pound former tight end, has played in 16 games (3 starts) at tackle.

Depth will come from guard Cody Cole (6-foot-5, 290), tackle Reed Darragh (6-foot-4, 290) and center Juan Perez (6-foot-2, 270).

Wide Receivers

The deepest position on the team based on sheer numbers, this group is led by seniors Kam Jones, Brandon Freeman, Seth Grubb, Kenny Harrison, Earon Holmes, Marcellus Mack and Josiah Monroe, who combined for 139 receptions and 1,421 yards in 2013.

Jones, Freeman and Mack are listed as the starters at the three wide receiver spots, but UTSA will play a rotation of as many as nine.

Jones, a native of Edna, led all players with 34 catches for 345 yards (31.4 ypg) and a TD, and the 5-foot-11, 190-pound former prep quarterback added 302 yards and five scores on the ground en route to honorable mention All-Conference USA honors. He enters his final campaign with program career records of 96 catches for 1,246 yards.

Freeman, a Cameron Yoe product, tallied 255 yards on 24 catches last year and has 870 receiving yards for his career.

Mack, from Giddings, caught 22 passes for 169 yards in 2013 and has 377 yards in his first three seasons in the Alamo City.



Senior guard Scott Inskip is a two-time all-conference performer.



The experienced depth comes in waves from the likes of Harrison (70 career receptions for 534 yards), Grubb (16-245), Monroe (31-268) and Holmes (33-428), along with juniors Kenny Bias (29-571) and Aaron Grubb (29-361).

UTSA has a bevy of young talent at the position in the form of junior Sean Hesler, sophomore Miles Lerch, redshirt freshman Aron Taylor and true freshmen Greg Campbell Jr., Larry Stephens and Kerry Thomas.

Tight Ends

The only other offensive position where UTSA does not return a starter, the tight ends are in good shape with the return of Cole Hubble, David Morgan II and Trevor Stevens.

Hubble, a 6-foot-2, 230-pound senior with 10 career starts, earned honorable mention All-Conference USA accolades last year after posting 274 yards and two touchdowns on 20 catches. The Bandera native enters his final campaign with 598 career receiving yards (16.6 yards per catch) and a school-record six TD catches.

Morgan II, a 6-foot-4, 250-pound redshirt junior from Marble Falls, has battled through injuries to produce 283 yards on 20 catches during his career.

Stevens, a 6-foot-4, 245-pound sophomore from Friendswood, saw action as a blocker on offense and special teams last year.

Junior Cade Laufer and freshmen Triston Crossland and Cameron Oliver will provide depth.

Defensive Linemen

If offensive line is the most-experienced group on the team, its defensive counterparts are close behind, as UTSA boasts a two-deep that features 92 career starts.

The interior is led by the four-man rotation of seniors Richard Burge, Ashaad Mabry and Ferrington Macon and junior Brian Price.

Burge, a 6-foot-3, 290-pounder from Houston Stratford, posted 38 tackles, including 2.5 for loss and a sack, two pass breakups and a pair of quarterback hurries last season.

Mabry, a 6-foot-3, 315-pound San Antonio MacArthur product, garnered honorable mention all-conference honors last year after registering 41 stops, including a pair for loss.

Macon, a 5-foot-11, 310-pounder from Corpus Christi Carroll, had 14 tackles last season, while Price came up with 25 stops and four QB hurries in his debut campaign.

Inside depth will come from junior Kennedy Ubabuike, redshirt freshman Anthony Lee Jr. and true freshman Kevin Strong.

Honorable mention all-conference bookends Codie Brooks and Robert Singletary, who also is a preseason Lombardi Award candidate, join forces with Cody Rogers and Jason Neill for a formidable lineup at end.

Brooks, a 6-foot, 245-pound sophomore from Seguin, was named to the Conference USA All-Freshman Team after recording 34 tackles, five sacks, four pass breakups and a hurry as a walk-on last season.

Despite missing four games, Singletary, a 6-foot-2, 250-pound transfer from Baylor, matched Brooks with a team-high five sacks as part of his 30 stops, and the Kingwood native added four hurries, two breakups and a pair of forced fumbles.

Rogers leads all defensive linemen with 21 career starts and the senior from San Antonio Brandeis enters his final year with 93 tackles, nine tackles for loss, 6.5 sacks and a school-record 10 quarterback hurries.

Neill, a 6-foot-2, 260-pound native of Flower Mound, owns 27 career stops, six tackles for loss and nine QB hurries. He was awarded a medical redshirt in 2013 after being injured in the season opener.

Redshirt junior Justyn Eddins and true freshman Marcus Davenport will provide depth.

Linebackers

UTSA uses just two linebackers in its 4-2-5 scheme and will enter the season with a pair of experienced upperclassmen at one spot and at least two players looking to fill the void left by the graduation of honorable mention All-Conference USA performer Steven Kurfehs.

The middle will be manned by Drew Douglas and Blake Terry, who have a combined 16 starts.

Douglas, a 6-foot-1, 230-pound junior from Garland Sachse, posted 69 tackles, including two for loss and a sack, in his first season as a starter.

Meanwhile, Terry, a 5-foot-11, 225-pounder from Denton Guyer, enters his final year with 106 career stops, including 6.5 for loss.

Jens Jeters and Dalton Miller came out of spring practice listed 1-2 outside.

Jeters is a 6-foot-1, 235-pound senior who registered 29 tackles and a forced fumble in his first season with the Roadrunners last fall.

Miller, a 5-foot-11, 220-pound redshirt sophomore from San Antonio Warren, had six stops in limited action as a true freshman in 2012 before sitting out last fall as a redshirt.

Depth will come from a group that includes promising redshirt freshmen Marcos Curry and Tank O'Neal, sophomore transfer Cedric Haley and true freshman Justin Todd.

Defensive Backs

The Roadrunners have a wealth of safeties and cornerbacks at their disposal and, just like last season, there is a remarkable amount of depth in the secondary.

UTSA fields three safeties — dawg, rover and free — on nearly every snap and as many as seven players could see action in a given contest.

Senior free safety Triston Wade headlines the list of returning defensive backs. The preseason Jim Thorpe Award (nation's top DB) nominee is coming off a junior season that saw him earn second-team All-Conference USA accolades, which came on the heels of a first-team All-WAC campaign in 2012. The 5-foot-11, 170-pounder from Tyler John Tyler is the program's all-time leader in interceptions (8), pass breakups (21), forced fumbles (7) and fumble recoveries (4) and he ranks second in tackles (207). Wade also has had a hand in a total of 15 turnovers (eight INTs/seven fumbles) in the first 34 games of his career. Tevin Broussard (6-foot, 185) is Wade's backup.

Senior dawg Nic Johnston, a 6-foot-2, 215-pounder from Coppell, has played in 33 career contests (29 starts) and he earned honorable mention All-Conference USA accolades last year. Johnston is the school's all-time leader in tackles for loss (14), forced fumbles (7) and fumble recoveries (4) in addition to ranking second in interceptions (4). He has had a hand in a total of 13 turnovers (nine fumbles/four INTs) during his career. Sophomore Michael Egwuagu (6-foot, 215) saw action in 10 tilts in his inaugural season and will continue to see significant reps this fall.

Rover will feature a three-way camp battle between senior incumbent Brian King (6-foot-1, 190), redshirt junior Mauricio Sanchez (6-foot, 200) and sophomore Chase Dahlquist (6-foot, 195). The trio has a collective 51 games of experience under its belt, a figure that includes 24 starts. Expect the competition to go right up to the season opener, as no one was able to separate themselves from the pack during spring drills.

Honorable mention all-conference cornerback Bennett Okotcha, a 6-foot, 195-pound junior, mans one side of the field and is coming off a team-leading 11 pass breakups in his first action in three years.

Meanwhile, senior Crosby Adams III (5-foot-9, 180) has played in all 34 contests in program history, including 16 starts, and he had nine PBUs in 2013.

Senior Darrien Starling and junior Fred Blow Jr. are the projected top backups outside, while senior André Brown, junior Trevor Baker and redshirt freshmen N'Keal Bailey and Aneas Henricks and true frosh Stanley Dye Jr. will provide depth.

Special Teams

Preseason All-Conference USA place-kicker Sean Ianno is back for his senior campaign. The Pflugerville native made 11 field goals last year, including going 9-for-11 from inside 40 yards, and he enters 2014 with 32 career field goals and three game-winners along with being perfect on all 90 of his extra-point attempts, which is the second-longest active streak in the nation. His strong leg also has led to 33 career touchbacks on kickoffs, including 21 a year ago.

Kristian Stern provides a dependable leg in the punting game. The senior from Alamo Heights was an honorable mention all-conference punter last year after posting a 40.4 average and pinning 11 of his boots inside the 20-yard line.

Josh Ward, a senior from Pleasanton with 61 career punts to his name, is the top backup to Stern, while Daniel Portillo, a redshirt freshman place-kicker from Pflugerville Connally, impressed the coaching staff in spring practices.

UTSA boasts one of the most consistent deep snappers in the league in senior Jesse Medrano, who is a preseason all-league choice, while Seth Grubb is back for his fourth season as the holder.

Kenny Harrison returns as one of the most dangerous punt returners in the conference and that is shown by his inclusion on the preseason all-conference team. He owns a 13.6 career punt return average and also set a school record when he returned a Texas State punt 79 yards for a score in 2012. Aaron Grubb, who has four career returns for 57 yards (14.3 avg.) also could see action.

Williams, who averaged 23.1 yards per return in 2013, and Aaron Grubb are the primary kickoff returners, but Armstrong, Jones, Harrison (UTSA-record 25.3 career avg.) and Monroe (24.8) all have the ability to fill in when called upon.



Senior safety Triston Wade is a two-time all-conference pick.



2014 UTSA FOOTBALL NUMERICAL ROSTER

#	Name	Pos.	Ht.	Wt.	Yr.-Exp.	Hometown (High School/Previous School)
1	Kam Jones	WR	5-11	190	Sr.-3L	Edna, Texas (Edna HS)
2	Dalton Sturm	QB	6-2	180	Fr.-HS	Goliad, Texas (Goliad HS)
2	Jarveon Williams	RB	5-9	200	So.-1L	Converse, Texas (Judson HS)
3	Stanley Dye Jr.	CB	5-10	170	Fr.-HS	Orange Park, Fla. (Ridgeview HS)
3	Austin Robinson	QB	6-3	220	Fr.-RS	Houston, Texas (Episcopal HS)
4	Crosby Adams III	CB	5-9	180	Sr.-3L	San Antonio, Texas (Roosevelt HS)
4	Blake Bogenschutz	QB	6-1	180	Fr.-HS	Carthage, Texas (Carthage HS)
5	Brandon Armstrong	RB	5-6	150	Sr.-3L	San Antonio, Texas (Roosevelt HS)
6	Tucker Carter	QB	6-3	220	Sr.-SQ	Allen, Texas (Allen HS/Trinity Valley [Texas] CC)
6	Aneas Henricks	CB	5-11	175	Fr.-RS	Bastrop, Texas (Bastrop HS)
7	Triston Wade	S	5-11	170	Sr.-3L	Tyler, Texas (John Tyler HS)
8	Michael Egwuagu	S	6-0	215	So.-1L	Pflugerville, Texas (Connally HS)
8	Brady Lambert	QB	6-1	205	Jr.-TR	Wimberley, Texas (Wimberley HS/McMurry)
9	Marcellus Mack	WR	6-0	195	Sr.-3L	Giddings, Texas (Giddings HS)
10	Greg Campbell Jr.	WR	6-1	195	Fr.-HS	Humble, Texas (Atascocita HS)
10	Brian King	S	6-1	190	Sr.-2L	Orlando, Fla. (Evans HS/Hutchinson [Kan.] CC)
11	Nate Gaines	S	6-2	175	Fr.-HS	Mesquite, Texas (Poteet HS)
11	David Glasco II	RB	5-10	205	Sr.-3L	San Antonio, Texas (Wagner HS)
12	Earon Holmes	WR	6-4	190	Sr.-3L	San Antonio, Texas (Brackenridge HS)
12	Austin Jupe	S	6-1	205	Fr.-TR	San Antonio, Texas (East Central HS/Baylor)
13	Daniel Portillo	PK/P	6-0	170	Fr.-RS	Pflugerville, Texas (Connally HS)
13	Brian Vaughn	RB	5-6	185	Jr.-SQ	Fort Worth, Texas (All Saints HS)
14	N'Keal Bailey	CB	5-11	175	Fr.-RS	Princeton, Texas (Princeton HS)
14	Kerry Thomas Jr.	WR	6-0	200	Fr.-HS	College Station, Texas (A&M Consolidated HS)
15	Josiah Monroe	WR	5-6	180	Sr.-3L	Bastrop, Texas (Bastrop HS)
16	Fred Blow Jr.	CB	5-9	180	Jr.-SQ	Humble, Texas (Atascocita HS/Air Force)
16	Tyrell Clay	RB	5-9	190	Fr.-RS	Corpus Christi, Texas (Miller HS)
17	Aron Taylor	WR	6-1	200	Fr.-RS	San Antonio, Texas (Warren HS)
18	Kenny Harrison	WR	5-9	165	Sr.-3L	Linden, Texas (Linden-Kildare HS)
19	Sean Hesler	WR	5-11	175	Jr.-SQ	Marion, Texas (Marion HS)
20	André Brown	CB	5-11	170	Sr.-1L	Tampa, Fla. (Alonso HS/College of the Desert [Calif.])
20	Larry Stephens	WR	5-11	175	Fr.-HS	San Antonio, Texas (Brandeis HS)
21	Bennett Okotcha	CB	6-0	195	Jr.-1L	Coppell, Texas (Coppell HS/Oklahoma)
22	Nic Johnston	S	6-2	215	Sr.-3L	Coppell, Texas (Coppell HS)
23	Tevin Broussard	S	6-0	185	Sr.-1L	Beaumont, Texas (Central HS/Blinn [Texas] JC)
23	Triston Crossland	TE	6-3	220	Fr.-HS	Corpus Christi, Texas (Calallen HS)
24	Darrien Starling	CB	5-9	200	Sr.-3L	Tyler, Texas (John Tyler HS)
25	Mauricio Sanchez	S	6-0	200	Jr.-2L	San Antonio, Texas (Warren HS)
26	Trevor Baker	CB	6-2	195	Jr.-RS	Prather, Calif. (Sierra HS/Fresno [Calif.] CC)
27	Nate Shaw	RB	5-11	240	Sr.-3L	Austin, Texas (Anderson HS)
28	Jalen Rhodes	RB	5-9	185	Fr.-HS	Rowlett, Texas (Rowlett HS)
29	Ragan Robichaux	S	6-2	195	Jr.-SQ	Kingwood, Texas (Park HS/Northwestern State)
30	Justin Chavez	S	5-10	195	Fr.-RS	Irving, Texas (MacArthur HS)
31	Joseph Lizcano	S	5-11	210	Sr.-3L	Schertz, Texas (Clemens HS)
32	Drew Douglas	LB	6-1	230	Jr.-1L	Garland, Texas (Sachse HS)
33	Chase Dahlquist	S	6-0	195	So.-1L	Tulsa, Okla. (Union HS)
34	Tank O'Neal	LB	6-0	220	Fr.-RS	Grand Prairie, Texas (South Grand Prairie HS)
35	Justin Todd	LB	6-0	220	Fr.-HS	Orange Park, Fla. (Oakleaf HS)
36	Jerod Vick	RB	6-1	215	Fr.-HS	San Antonio, Texas (Johnson HS)
37	Duke Wheeler	S	5-9	195	Jr.-TR	Tyler, Texas (John Tyler HS/Tyler [Texas] JC/Texas A&M-Commerce)
38	Kristian Stern	P/PK	5-11	185	Sr.-2L	San Antonio, Texas (Alamo Heights HS)
39	Yannis Routsas	PK/P	6-4	195	Fr.-HS	Houston, Texas (Clear Brook HS)
40	Blake Dean	RB	6-2	230	Jr.-SQ	Temple, Texas (Temple HS/West Texas A&M)
41	Cedric Haley	LB	6-2	215	Jr.-TR	Pflugerville, Texas (Connally HS/Cisco [Texas] JC)

2014 UTSA FOOTBALL NUMERICAL ROSTER



#	Name	Pos.	Ht.	Wt.	Yr.-Exp.	Hometown (High School/Previous School)
42	Jens Jeters	LB	6-1	235	Sr.-1L	Simi Valley, Calif. (Simi Valley HS/College of the Canyons [Calif.]/Pierce [Calif.] JC)
43	Cody Rogers	DE	6-0	245	Sr.-3L	San Antonio, Texas (Brandeis HS)
44	Treston Coleman	RB	5-10	240	So.-SQ	Frankston, Texas (Frankston HS)
45	Justyn Eddins	DE	6-3	250	Jr.-RS	Newhall, Calif. (Hart HS/College of the Canyons [Calif.]
46	Cade Laufer	TE	6-2	245	Jr.-SQ	Houston, Texas (Westside HS)
47	Josh Ward	PK/P	5-10	230	Sr.-2L	Pleasanton, Texas (Pleasanton HS)
48	Gage Hadlock	S	5-11	200	So.-SQ	New Braunfels, Texas (Canyon HS)
49	Matt Bayliss	DS	6-7	210	Fr.-RS	Tulsa, Okla. (Holland Hall HS)
50	Robert Singletary	DE	6-2	250	Sr.-1L	Kingwood, Texas (Kingwood HS/Baylor)
51	Payton Rion	OG	6-3	285	Sr.-2L	Bulverde, Texas (Smithson Valley HS)
52	Blake Terry	LB	5-11	225	Sr.-3L	Denton, Texas (Guyer HS)
53	Marcos Curry	LB	5-11	210	Fr.-RS	Round Rock, Texas (Stony Point HS)
54	Kevin Strong Jr.	DT	6-3	285	Fr.-HS	Cleveland, Texas (Cleveland HS)
55	Nate Leonard	C	6-0	280	Sr.-3L	McKinney, Texas (McKinney HS)
56	Dalton Miller	LB	5-11	220	So.-1L	San Antonio, Texas (Warren HS)
57	Drew Johnson	DS	6-0	240	Sr.-1L	Denton, Texas (Guyer HS/Sam Houston State)
58	Ferrington Macon	DT	5-11	310	Sr.-3L	Corpus Christi, Texas (Carroll HS)
59	T.J. Talashek	C	5-10	270	So.-TR	Sunnyvale, Texas (Sunnyvale HS/Coastal Carolina/UTEP)
60	Juan Perez	C	6-2	270	Fr.-RS	North Richland Hills, Texas (Birdville HS)
61	Richard Burge	DT	6-3	290	Sr.-3L	Houston, Texas (Stratford HS)
63	William Cavanaugh	OG/C	6-1	300	Jr.-1L	New Braunfels, Texas (Canyon HS)
65	Michael Roberson	OT	6-3	275	Jr.-SQ	Pflugerville, Texas (Pflugerville HS)
66	Zach Hester	OG	6-4	315	Jr.-2L	Houston, Texas (Aldine HS)
67	Kyle McKinney	OG	6-4	310	Fr.-RS	Boerne, Texas (Champion HS)
68	Cody Harris	OT	6-5	300	Sr.-3L	Spring Branch, Texas (Smithson Valley HS)
69	Brent Swanson	OG	5-11	280	So.-SQ	Corpus Christi, Texas (Carroll HS)
70	Jordan Gray	OT	6-2	260	Jr.-1L	Fort Worth, Texas (Trimble Tech HS)
71	Cody Cole	OG	6-5	290	So.-1L	Fort Myers, Fla. (Bishop Verot HS)
73	David Anzaldua	OT	6-6	330	Fr.-HS	Edinburg, Texas (North HS)
74	Reed Darragh	OT	6-4	290	Fr.-RS	Buda, Texas (Hayes HS)
75	Anthony Lee Jr.	DT	6-1	280	Fr.-RS	Missouri City, Texas (Marshall HS)
76	Josh Walker	OT	6-3	305	Sr.-2L	League City, Texas (Clear Springs HS)
77	Alex Delgado	OT	6-5	315	So.-SQ	Boerne, Texas (Boerne HS)
79	Scott Inskip	OG	6-4	300	Sr.-3L	McAllen, Texas (McAllen HS)
80	Cameron Oliver	TE	6-5	230	Fr.-HS	Owasso, Okla. (Owasso HS)
81	Kenny Bias	WR	6-1	180	Jr.-2L	San Antonio, Texas (Stevens HS)
82	David Morgan II	TE	6-4	250	Jr.-2L	Marble Falls, Texas (Marble Falls HS)
83	Cole Hubble	TE	6-2	230	Sr.-3L	Bandera, Texas (Bandera HS)
84	Brandon Freeman	WR	5-10	180	Sr.-3L	Cameron, Texas (Yoe HS/New Mexico State)
85	Brady Jones	WR	5-10	185	Fr.-RS	George West, Texas (George West HS)
86	Seth Grubb	WR	5-9	185	Sr.-3L	La Vernia, Texas (La Vernia HS)
87	Trevor Stevens	TE	6-4	245	So.-1L	Friendswood, Texas (Friendswood HS)
88	Aaron Grubb	WR	5-8	170	Jr.-2L	La Vernia, Texas (La Vernia HS)
89	Miles Lerch	WR	5-10	165	So.-SQ	Houston, Texas (St. Thomas HS)
90	Kennedy Ubabuike	DT	6-2	280	Jr.-SQ	San Antonio, Texas (Warren HS/Texas A&M-Kingsville)
91	Brian Price	DT	6-3	310	Jr.-1L	Lafayette, Ind. (McCutcheon HS/Hancock [Calif.] JC)
92	Sean Ianno	PK	6-3	215	Sr.-2L	Pflugerville, Texas (Pflugerville HS)
93	Marcus Davenport	DE	6-6	215	Fr.-HS	San Antonio, Texas (Stevens HS)
94	Codie Brooks	DE	6-1	250	So.-1L	Seguin, Texas (Seguin HS)
95	Jesse Medrano	DS	5-9	225	Sr.-3L	San Antonio, Texas (Jay HS)
96	Jason Neill	DE	6-2	260	Jr.-2L	Flower Mound, Texas (Marcus HS)
97	Ashaad Mabry	DT	6-3	315	Sr.-3L	San Antonio, Texas (MacArthur HS)
99	John Paul Davila	DT	6-1	300	Fr.-RS	San Antonio, Texas (Lanier HS)



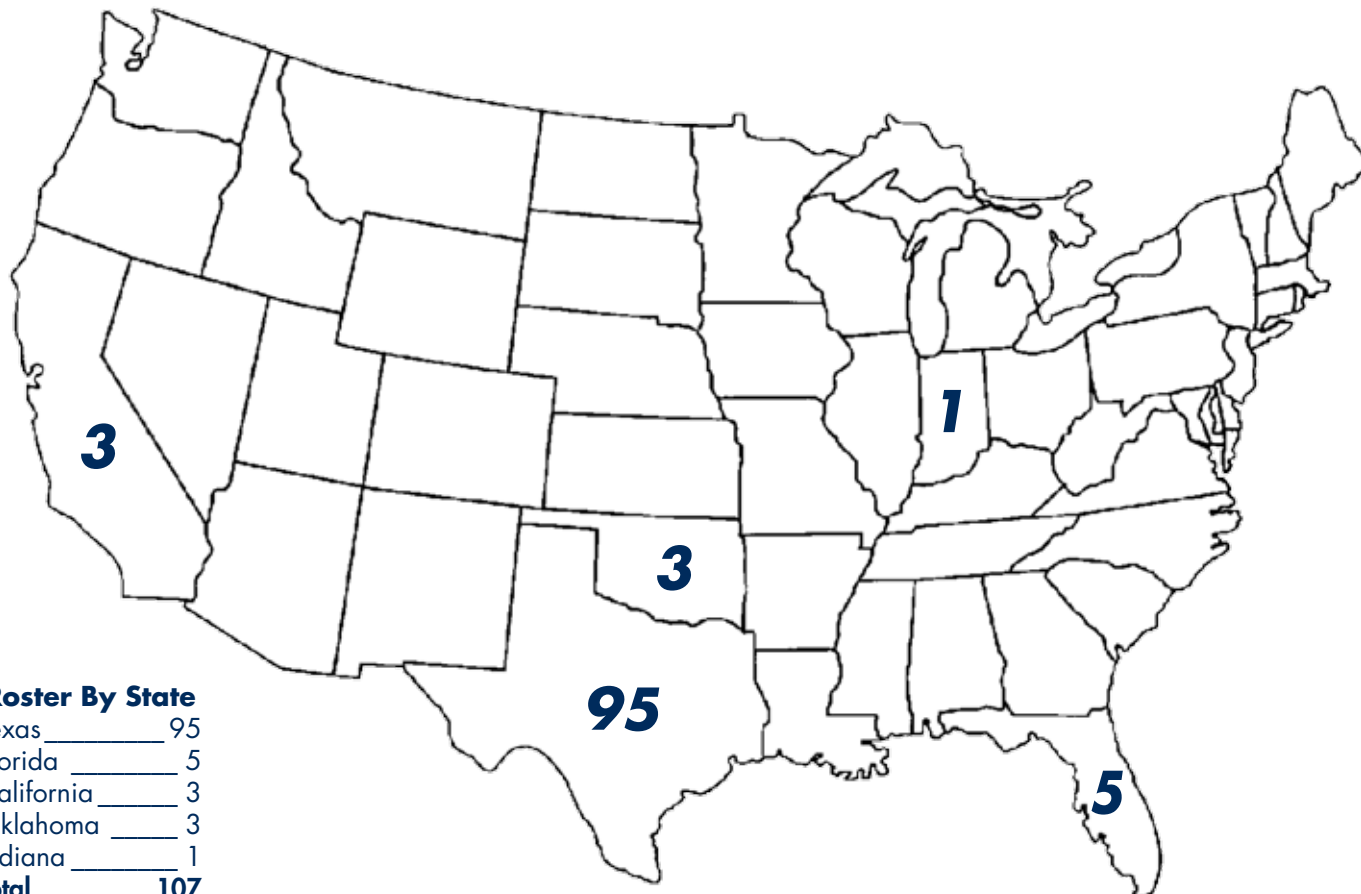
2014 UTSA FOOTBALL ALPHABETICAL ROSTER

Name	#	Pos.	Ht.	Wt.	Yr.-Exp.	Hometown (High School/Previous School)
Adams III, Crosby	4	CB	5-9	180	Sr.-3L	San Antonio, Texas (Roosevelt HS)
Anzaldua, David	73	OT	6-6	330	Fr.-HS	Edinburg, Texas (North HS)
Armstrong, Brandon	5	RB	5-6	150	Sr.-3L	San Antonio, Texas (Roosevelt HS)
Bailey, N'Keal	14	CB	5-11	175	Fr.-RS	Princeton, Texas (Princeton HS)
Baker, Trevor	26	CB	6-2	195	Jr.-RS	Prather, Calif. (Sierra HS/Fresno [Calif.] CC)
Bayliss, Matt	49	DS	6-7	210	Fr.-RS	Tulsa, Okla. (Holland Hall HS)
Bias, Kenny	81	WR	6-1	180	Jr.-2L	San Antonio, Texas (Stevens HS)
Blow Jr., Fred	16	CB	5-9	180	Jr.-SQ	Humble, Texas (Atascocita HS/Air Force)
Bogenschutz, Blake	4	QB	6-1	180	Fr.-HS	Carthage, Texas (Carthage HS)
Brooks, Codie	94	DE	6-1	250	So.-1L	Seguin, Texas (Seguin HS)
Broussard, Tevin	23	S	6-0	185	Sr.-1L	Beaumont, Texas (Central HS/Blinn [Texas] JC)
Brown, André	20	CB	5-11	170	Sr.-1L	Tampa, Fla. (Alonso HS/College of the Desert [Calif.]
Burge, Richard	61	DT	6-3	290	Sr.-3L	Houston, Texas (Stratford HS)
Campbell Jr., Greg	10	WR	6-1	195	Fr.-HS	Humble, Texas (Atascocita HS)
Carter, Tucker	6	QB	6-3	220	Sr.-SQ	Allen, Texas (Allen HS/Trinity Valley [Texas] CC)
Cavanaugh, William	63	OG/C	6-1	300	Jr.-1L	New Braunfels, Texas (Canyon HS)
Chavez, Justin	30	S	5-10	195	Fr.-RS	Irving, Texas (MacArthur HS)
Clay, Tyrell	16	RB	5-9	190	Fr.-RS	Corpus Christi, Texas (Miller HS)
Cole, Cody	71	OG	6-5	290	So.-1L	Fort Myers, Fla. (Bishop Verot HS)
Coleman, Treston	44	RB	5-10	240	So.-SQ	Frankston, Texas (Frankston HS)
Crossland, Triston	23	TE	6-3	220	Fr.-HS	Corpus Christi, Texas (Calallen HS)
Curry, Marcos	53	LB	5-11	210	Fr.-RS	Round Rock, Texas (Stony Point HS)
Dahlquist, Chase	33	S	6-0	195	So.-1L	Tulsa, Okla. (Union HS)
Darragh, Reed	74	OT	6-4	290	Fr.-RS	Buda, Texas (Hayes HS)
Davenport, Marcus	93	DE	6-6	215	Fr.-HS	San Antonio, Texas (Stevens HS)
Davila, John Paul	99	DT	6-1	300	Fr.-RS	San Antonio, Texas (Lanier HS)
Dean, Blake	40	RB	6-2	230	Jr.-SQ	Temple, Texas (Temple HS/West Texas A&M)
Delgado, Alex	77	OT	6-5	315	So.-SQ	Boerne, Texas (Boerne HS)
Douglas, Drew	32	LB	6-1	230	Jr.-1L	Garland, Texas (Sachse HS)
Dye Jr., Stanley	3	CB	5-10	170	Fr.-HS	Orange Park, Fla. (Ridgeview HS)
Eddins, Justyn	45	DE	6-3	250	Jr.-RS	Newhall, Calif. (Hart HS/College of the Canyons [Calif.]
Egwuagu, Michael	8	S	6-0	215	So.-1L	Pflugerville, Texas (Connally HS)
Freeman, Brandon	84	WR	5-10	180	Sr.-3L	Cameron, Texas (Yoe HS/New Mexico State)
Gaines, Nate	11	S	6-2	175	Fr.-HS	Mesquite, Texas (Poteet HS)
Glasco II, David	11	RB	5-10	205	Sr.-3L	San Antonio, Texas (Wagner HS)
Gray, Jordan	70	OT	6-2	260	Jr.-1L	Fort Worth, Texas (Trimble Tech HS)
Grubb, Aaron	88	WR	5-8	170	Jr.-2L	La Vernia, Texas (La Vernia HS)
Grubb, Seth	86	WR	5-9	185	Sr.-3L	La Vernia, Texas (La Vernia HS)
Hadlock, Gage	48	S	5-11	200	So.-SQ	New Braunfels, Texas (Canyon HS)
Haley, Cedric	41	LB	6-2	215	Jr.-TR	Pflugerville, Texas (Connally HS/Cisco [Texas] JC)
Harris, Cody	68	OT	6-5	300	Sr.-3L	Spring Branch, Texas (Smithson Valley HS)
Harrison, Kenny	18	WR	5-9	165	Sr.-3L	Linden, Texas (Linden-Kildare HS)
Henricks, Aneas	6	CB	5-11	175	Fr.-RS	Bastrop, Texas (Bastrop HS)
Hesler, Sean	19	WR	5-11	175	Jr.-SQ	Marion, Texas (Marion HS)
Hester, Zach	66	OG	6-4	315	Jr.-2L	Houston, Texas (Aldine HS)
Holmes, Earon	12	WR	6-4	190	Sr.-3L	San Antonio, Texas (Brackenridge HS)
Hubble, Cole	83	TE	6-2	230	Sr.-3L	Bandera, Texas (Bandera HS)
Ianno, Sean	92	PK	6-3	215	Sr.-2L	Pflugerville, Texas (Pflugerville HS)
Inskeep, Scott	79	OG	6-4	300	Sr.-3L	McAllen, Texas (McAllen HS)
Jeters, Jens	42	LB	6-1	235	Sr.-1L	Simi Valley, Calif. (Simi Valley HS/College of the Canyons [Calif.]/Pierce [Calif.] JC)
Johnson, Drew	57	DS	6-0	240	Sr.-1L	Denton, Texas (Guyer HS/Sam Houston State)
Johnston, Nic	22	S	6-2	215	Sr.-3L	Coppell, Texas (Coppell HS)
Jones, Brady	85	WR	5-10	185	Fr.-RS	George West, Texas (George West HS)
Jones, Kam	1	WR	5-11	190	Sr.-3L	Edna, Texas (Edna HS)

2014 UTSA FOOTBALL ALPHABETICAL ROSTER



Name	#	Pos.	Ht.	Wt.	Yr.-Exp.	Hometown (High School/Previous School)
Jupe, Austin	12	S	6-1	205	Fr.-TR	San Antonio, Texas (East Central HS/Baylor)
King, Brian	10	S	6-1	190	Sr.-2L	Orlando, Fla. (Evans HS/Hutchinson [Kan.] CC)
Lambert, Brady	8	QB	6-1	205	Jr.-TR	Wimberly, Texas (Wimberly HS/McMurry)
Laufer, Cade	46	TE	6-2	245	Jr.-SQ	Houston, Texas (Westside HS)
Lee Jr., Anthony	75	DT	6-1	280	Fr.-RS	Missouri City, Texas (Marshall HS)
Leonard, Nate	55	C	6-0	280	Sr.-3L	McKinney, Texas (McKinney HS)
Lerch, Miles	89	WR	5-10	165	So.-SQ	Houston, Texas (St. Thomas HS)
Lizcano, Joseph	31	S	5-11	210	Sr.-3L	Schertz, Texas (Clemens HS)
Mabry, Ashaad	97	DT	6-3	315	Sr.-3L	San Antonio, Texas (MacArthur HS)
Mack, Marcellus	9	WR	6-0	195	Sr.-3L	Giddings, Texas (Giddings HS)
Macon, Ferrington	58	DT	5-11	310	Sr.-3L	Corpus Christi, Texas (Carroll HS)
McKinney, Kyle	67	OG	6-4	310	Fr.-RS	Boerne, Texas (Champion HS)
Medrano, Jesse	95	DS	5-9	225	Sr.-3L	San Antonio, Texas (Jay HS)
Miller, Dalton	56	LB	5-11	220	So.-1L	San Antonio, Texas (Warren HS)
Monroe, Josiah	15	WR	5-6	180	Sr.-3L	Bastrop, Texas (Bastrop HS)
Morgan II, David	82	TE	6-4	250	Jr.-2L	Marble Falls, Texas (Marble Falls HS)
Neill, Jason	96	DE	6-2	260	Jr.-2L	Flower Mound, Texas (Marcus HS)
Okotcha, Bennett	21	CB	6-0	195	Jr.-1L	Coppell, Texas (Coppell HS/Oklahoma)
Oliver, Cameron	80	TE	6-5	230	Fr.-HS	Owasso, Okla. (Owasso HS)
O'Neal, Tank	34	LB	6-0	220	Fr.-RS	Grand Prairie, Texas (South Grand Prairie HS)
Perez, Juan	60	C	6-2	270	Fr.-RS	North Richland Hills, Texas (Birdville HS)
Portillo, Daniel	13	PK/P	6-0	170	Fr.-RS	Pflugerville, Texas (Connally HS)
Price, Brian	91	DT	6-3	310	Jr.-1L	Lafayette, Ind. (McCutcheon HS/Hancock [Calif.] JC)
Rion, Payton	51	OG	6-3	285	Sr.-2L	Bulverde, Texas (Smithson Valley HS)
Rhodes, Jalen	28	RB	5-9	185	Fr.-HS	Rowlett, Texas (Rowlett HS)
Roberson, Michael	65	OT	6-3	275	Jr.-SQ	Pflugerville, Texas (Pflugerville HS)
Robichaux, Ragan	29	S	6-2	195	Jr.-SQ	Kingwood, Texas (Park HS/Northwestern State)
Robinson, Austin	3	QB	6-3	220	Fr.-RS	Houston, Texas (Episcopal HS)
Rogers, Cody	43	DE	6-0	245	Sr.-3L	San Antonio, Texas (Brandeis HS)
Routsas, Yannis	39	PK/P	6-4	195	Fr.-HS	Houston, Texas (Clear Brook HS)
Sanchez, Mauricio	25	S	6-0	200	Jr.-2L	San Antonio, Texas (Warren HS)
Shaw, Nate	27	RB	5-11	240	Sr.-3L	Austin, Texas (Anderson HS)
Singletary, Robert	50	DE	6-2	250	Sr.-1L	Kingwood, Texas (Kingwood HS/Baylor)
Starling, Darrien	24	CB	5-9	200	Sr.-3L	Tyler, Texas (John Tyler HS)
Stephens, Larry	20	WR	5-11	175	Fr.-HS	San Antonio, Texas (Brandeis HS)
Stern, Kristian	38	P/PK	5-11	185	Sr.-2L	San Antonio, Texas (Alamo Heights HS)
Stevens, Trevor	87	TE	6-4	245	So.-1L	Friendswood, Texas (Friendswood HS)
Strong Jr., Kevin	54	DT	6-3	285	Fr.-HS	Cleveland, Texas (Cleveland HS)
Sturm, Dalton	2	QB	6-2	180	Fr.-HS	Goliad, Texas (Goliad HS)
Swanson, Brent	69	OG	5-11	280	So.-SQ	Corpus Christi, Texas (Carroll HS)
Talashkek, T.J.	59	C	5-10	270	So.-TR	Sunnyvale, Texas (Sunnyvale HS/Coastal Carolina/UTEP)
Taylor, Aron	17	WR	6-1	200	Fr.-RS	San Antonio, Texas (Warren HS)
Terry, Blake	52	LB	5-11	225	Sr.-3L	Denton, Texas (Guyer HS)
Thomas Jr., Kerry	14	WR	6-0	200	Fr.-HS	College Station, Texas (A&M Consolidated HS)
Todd, Justin	35	LB	6-0	220	Fr.-HS	Orange Park, Fla. (Oakleaf HS)
Ubabuikwe, Kennedy	90	DT	6-2	280	Jr.-SQ	San Antonio, Texas (Warren HS/Texas A&M-Kingsville)
Vaughn, Brian	13	RB	5-6	185	Jr.-SQ	Fort Worth, Texas (All Saints HS)
Vick, Jerod	36	RB	6-1	215	Fr.-HS	San Antonio, Texas (Johnson HS)
Wade, Triston	7	S	5-11	170	Sr.-3L	Tyler, Texas (John Tyler HS)
Walker, Josh	76	OT	6-3	305	Sr.-2L	League City, Texas (Clear Springs HS)
Ward, Josh	47	PK/P	5-10	230	Sr.-2L	Pleasanton, Texas (Pleasanton HS)
Wheeler, Duke	37	S	5-9	195	Jr.-TR	Tyler, Texas (John Tyler HS/Tyler [Texas] JC/Texas A&M-Commerce)
Williams, Jarveon	2	RB	5-9	200	So.-1L	Converse, Texas (Judson HS)



Roster By State

Texas	95
Florida	5
California	3
Oklahoma	3
Indiana	1
Total	107

Seniors (37)

« *Tops Among FBS Programs* »

Crosby Adams III
 Brandon Armstrong
 Tevin Broussard
 André Brown
 Richard Burge
 Tucker Carter
 Brandon Freeman
 David Glasco II
 Seth Grubb
 Cody Harris
 Kenny Harrison
 Earon Holmes
 Cole Hubble
 Sean Ianno
 Scott Inskeep
 Jens Jeters
 Drew Johnson
 Nic Johnston
 Kam Jones
 Brian King
 Nate Leonard
 Joseph Lizcano
 Ashaad Mabry
 Marcellus Mack
 Ferrington Macon
 Jesse Medrano
 Josiah Monroe

Payton Rion
 Cody Rogers
 Nate Shaw
 Robert Singletary
 Darrien Starling
 Kristian Stern
 Blake Terry
 Triston Wade
 Josh Walker
 Josh Ward

Juniors (24)

Trevor Baker
 Kenny Bias
 Fred Blow Jr.
 William Cavanaugh
 Blake Dean
 Drew Douglas
 Justyn Eddins
 Jordan Gray
 Aaron Grubb
 Cedric Haley
 Sean Hesler
 Zach Hester
 Brady Lambert
 Cade Laufer
 David Morgan II
 Jason Neill
 Bennett Okotcha

Brian Price
 Michael Roberson
 Ragan Robichaux
 Mauricio Sanchez
 Kennedy Ubabuike
 Brian Vaughn
 Duke Wheeler

Sophomores (13)

Codie Brooks
 Cody Cole
 Treston Coleman
 Chase Dahlquist
 Alex Delgado
 Michael Egwuagu
 Gage Hadlock
 Miles Lerch
 Dalton Miller
 Trevor Stevens
 Brent Swanson
 T.J. Talashek
 Jarveon Williams

Freshmen (33)

David Anzaldua
 N'Keal Bailey
 Matt Bayliss
 Blake Bogenschutz
 Greg Campbell Jr.

Justin Chavez
 Tyrell Clay
 Triston Crossland
 Marcos Curry
 Reed Darragh
 Marcus Davenport
 John Paul Davila
 Stanley Dye Jr.
 Nate Gaines
 Aneas Henricks
 Brady Jones
 Austin Jupe
 Anthony Lee Jr.
 Kyle McKinney
 Cameron Oliver
 Tank O'Neal
 Juan Perez
 Daniel Portillo
 Jalen Rhodes
 Austin Robinson
 Yannis Routsas
 Larry Stephens
 Kevin Strong Jr.
 Dalton Sturm
 Aron Taylor
 Kerry Thomas Jr.
 Justin Todd
 Jerod Vick



STARTERS RETURNING (21)

NOTE: TOPS AMONG FOOTBALL BOWL SUBDIVISION PROGRAMS

OFFENSE (9)

Pos.	#	Name (Career/2013 starts)	Height	Weight	Year-Exp.	Hometown (High School/Previous School)
TB	11	David Glasco II (28/8)	5-10	205	Sr.-3L	San Antonio, Texas (Wagner HS)
FB	27	Nate Shaw (10/6)	5-11	240	Sr.-3L	Austin, Texas (Anderson HS)
WR	1	Kam Jones (25/7)	5-11	190	Sr.-3L	Edna, Texas (Edna HS)
WR	84	Brandon Freeman (19/8)	5-10	180	Sr.-3L	Cameron, Texas (Yoe HS/New Mexico State)
OT	68	Cody Harris (32/12)	6-5	300	Sr.-3L	Spring Branch, Texas (Smithson Valley HS)
OG	79	Scott Inskeep (33/12)	6-4	300	Sr.-3L	McAllen, Texas (McAllen HS)
C	55	Nate Leonard (34/12)	6-0	280	Sr.-3L	McKinney, Texas (McKinney HS)
OG	63	William Cavanaugh (9/9)	6-1	300	Jr.-1L	New Braunfels, Texas (Canyon HS)
OT	76	Josh Walker (21/9)	6-3	305	Sr.-2L	League City, Texas (Clear Springs HS)

DEFENSE (10)

Pos.	#	Name (Career/2013 starts)	Height	Weight	Year-Exp.	Hometown (High School/Previous School)
DE	43	Cody Rogers (21/9)	6-0	245	Sr.-3L	San Antonio, Texas (Brandeis HS)
DE	50	Robert Singletary (6/6)	6-2	250	Sr.-1L	Kingwood, Texas (Kingwood HS/Baylor)
DT	61	Richard Burge (18/9)	6-3	290	Sr.-3L	Houston, Texas (Strafford HS)
DT	97	Ashaad Mabry (16/10)	6-3	315	Sr.-3L	San Antonio, Texas (MacArthur HS)
LB	32	Drew Douglas (11/11)	6-1	230	Jr.-1L	Garland, Texas (Sachse HS)
FS	7	Triston Wade (28/12)	5-11	170	Sr.-3L	Tyler, Texas (John Tyler HS)
SS	10	Brian King (10/10)	6-1	190	Sr.-2L	Orlando, Fla. (Evans HS/Hutchinson [Kan.] CC)
SS	22	Nic Johnston (29/11)	6-2	215	Sr.-3L	Coppell, Texas (Coppell HS)
CB	4	Crosby Adams III (16/9)	5-9	180	Sr.-3L	San Antonio, Texas (Roosevelt HS)
CB	21	Bennett Okotcha (9/9)	6-0	195	Jr.-1L	Coppell, Texas (Coppell HS/Oklahoma)

SPECIAL TEAMS (2)

Pos.	#	Name	Height	Weight	Year-Exp.	Hometown (High School)
P	38	Kristian Stern	5-11	185	Sr.-2L	San Antonio, Texas (Alamo Heights HS)
PK	92	Sean Ianno	6-3	215	Sr.-2L	Pflugerville, Texas (Pflugerville HS)

STARTERS LOST (3)

OFFENSE (2)

Pos.	#	Name (Career/2013 starts)	Height	Weight	Year-Exp.	Hometown (High School/Previous School)
QB	8	Eric Soza (32/12)	6-0	210	Sr.-3L	Beeville, Texas (Jones HS/Texas State)
TE	85	Jeremiah Moeller (20/7)	6-2	245	Sr.-3L	New Braunfels, Texas (Canyon HS)

DEFENSE (1)

Pos.	#	Name (Career/2013 starts)	Height	Weight	Year-Exp.	Hometown (High School/Previous School)
LB	44	Steven Kurfehs (30/12)	6-2	230	Sr.-3L	San Antonio, Texas (O'Connor HS/Eastern New Mexico)

PRONUNCIATION GUIDE

Richard **BURGE** _____ (rhymes with "SURGE")
 Justyn **EDDINS** _____ ED - ins
 Perry **ELIANO** _____ EL - ee - ah - no
 Michael **EGWUAGU** _____ egg - woo - AH - goo
EARON Holmes _____ AARON
 Sean **IANNO** _____ i - AHN - no
ASHAAD Mabry _____ ah - SHAHD

MARQUIS Mosely _____ MARCUS
 Neal **NEATHERY** _____ NETH - er - ee
 Bennett **OKOTCHA** _____ o - KOTCH - ah
 Payton **RION** _____ RYAN
 Kennedy **UBABUIKE** _____ you - BOB - ah - kah
COPPELL _____ co - PELL
PFLUGERVILLE _____ FLEW - ger - ville



2014 UTSA FOOTBALL DEPTH CHART

(FALL CAMP — AS OF WEDNESDAY, AUG. 6)

« OFFENSE » (MULTIPLE)

WR (X)	84	Brandon Freeman (5-10, 180, Sr.-3L) ^{30/19}
	12	Earon Holmes (6-4, 190, Sr.-3L) ^{30/10}
LT	68	Cody Harris (6-5, 300, Sr.-3L) ^{34/32}
	74	Reed Darragh (6-4, 290, Fr.-RS) ^{0/0}
LG	79	Scott Inskeep (6-4, 300, Sr.-3L) ^{34/33}
	71	Cody Cole (6-5, 290, So.-1L) ^{8/0}
C	55	Nate Leonard (6-0, 280, Sr.-3L) ^{34/34}
	60	Juan Perez (6-2, 270, Fr.-RS) ^{0/0}
RG	63	William Cavanaugh (6-1, 300, Jr.-1L) ^{13/9}
	51	Payton Rion (6-3, 285, Sr.-2L) ^{22/10}
RT	76	Josh Walker (6-3, 305, Sr.-2L) ^{26/21}
	70	Jordan Gray (6-2, 260, Jr.-1L) ^{16/3}
TE	83	Cole Hubble (6-2, 230, Sr.-3L) ^{30/10}
	82	David Morgan II (6-4, 250, Jr.-2L) ^{21/4}
QB	6	Tucker Carter (6-3, 220, Sr.-SQ) ^{5/0}
	3	Austin Robinson (6-3, 220, Fr.-RS) ^{0/0}
TB	11	David Glasco II (5-10, 205, Sr.-3L) ^{32/28}
	5	Brandon Armstrong (5-6, 150, Sr.-3L) ^{31/5}
-or-	2	Jarveon Williams (5-9, 200, So.-1L) ^{11/0}
FB	27	Nate Shaw (5-11, 240, Sr.-3L) ^{33/10}
	40	Blake Dean (6-2, 230, Jr.-SQ) ^{0/0}
WR (Z)	9	Marcellus Mack (6-0, 195, Sr.-3L) ^{34/11}
	18	Kenny Harrison (5-9, 165, Sr.-3L) ^{32/6}
WR (H)	1	Kam Jones (5-11, 190, Sr.-3L) ^{33/25}
(SLOT)	88	Aaron Grubb (5-8, 170, Jr.-2L) ^{21/1}

« DEFENSE » (4-2-5)

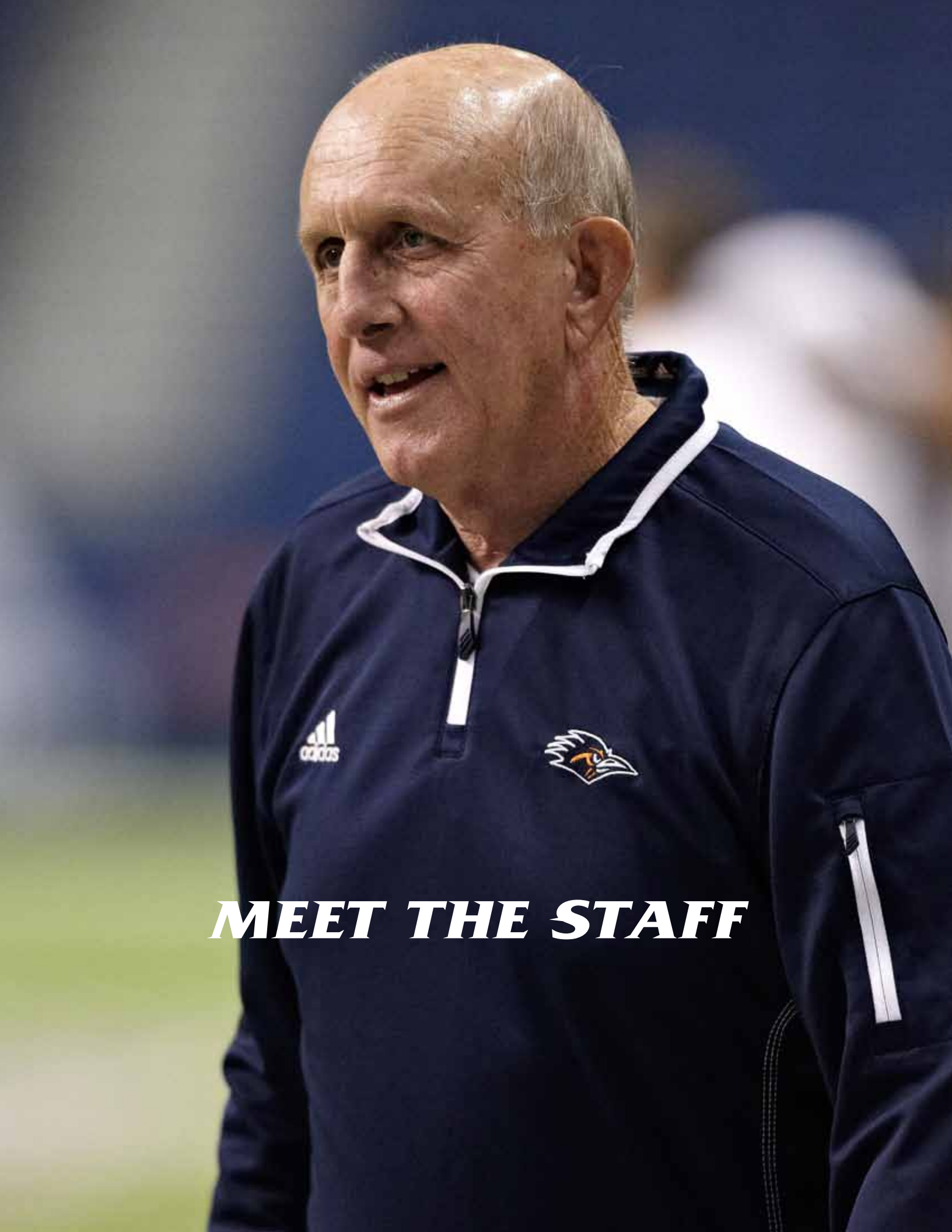
DE	43	Cody Rogers (6-0, 245, Sr.-3L) ^{31/21}
	96	Jason Neill (6-2, 260, Jr.-2L) ^{21/6}
DT	61	Richard Burge (6-3, 290, Sr.-3L) ^{33/18}
	58	Ferrington Macon (5-11, 310, Sr.-3L) ^{33/18}
DT	97	Ashaad Mabry (6-3, 315, Sr.-3L) ^{34/16}
	91	Brian Price (6-3, 310, Jr.-1L) ^{12/2}
DE	50	Robert Singletary (6-2, 250, Sr.-1L) ^{8/6}
	94	Codie Brooks (6-1, 250, So.-1L) ^{11/5}
MLB	32	Drew Douglas (6-1, 230, Jr.-1L) ^{18/11}
(MIKE) -or-	52	Blake Terry (5-11, 225, Sr.-3L) ^{32/5}
OLB	42	Jens Jeters (6-1, 235, Sr.-1L) ^{12/0}
(HAWK)	56	Dalton Miller (5-11, 220, So.-1L) ^{9/0}
SS	22	Nic Johnston (6-2, 215, Sr.-3L) ^{33/29}
(DAWG)	8	Michael Egwuagu (6-0, 215, So.-1L) ^{10/0}
SS (ROVER)	10	Brian King (6-1, 190, Sr.-2L) ^{24/10}
-or-	25	Mauricio Sanchez (6-0, 200, Jr.-2L) ^{18/13}
FS	7	Triston Wade (5-11, 170, Sr.-3L) ^{34/28}
	23	Tevin Broussard (6-0, 185, Sr.-1L) ^{12/0}
CB	4	Crosby Adams III (5-9, 180, Sr.-3L) ^{34/16}
	16	Fred Blow Jr. (5-9, 180, Jr.-SQ) ^{0/0}
CB	21	Bennett Okotcha (6-0, 195, Jr.-1L) ^{10/9}
	24	Darrien Starling (5-9, 200, Sr.-3L) ^{31/24}

« SPECIAL TEAMS »

FG/PAT	92	Sean Ianno (6-3, 215, Sr.-2L) ²⁸
	13	Daniel Portillo (6-0, 170, Fr.-RS) ⁰
H	86	Seth Grubb (5-9, 185, Sr.-3L) ³⁴
	85	Brady Jones (5-10, 185, Fr.-RS) ⁰
P	38	Kristian Stern (5-11, 185, Sr.-2L) ²⁵
	47	Josh Ward (5-10, 230, Sr.-2L) ²⁰
DS	95	Jesse Medrano (5-9, 225, Sr.-3L) ³²
	57	Drew Johnson (6-0, 240, Sr.-1L) ⁹

KO	92	Sean Ianno (6-3, 215, Sr.-2L) ²⁸
	13	Daniel Portillo (6-0, 170, Fr.-RS) ⁰
KR	2	Jarveon Williams (5-9, 200, So.-1L) ¹¹
	88	Aaron Grubb (5-8, 170, Jr.-2L) ²¹
PR	18	Kenny Harrison (5-9, 165, Sr.-3L) ³²
	88	Aaron Grubb (5-8, 170, Jr.-2L) ²¹

denotes number of career games played / starts



MEET THE STAFF



LARRY COKER

**HEAD COACH
FOURTH SEASON
(NORTHEASTERN [OKLA.] ST. • 1970)**

Hired to start the UTSA football program from scratch on March 6, 2009, Larry Coker has brought immediate success and unprecedented regional and national exposure to the University.

A two-time national coach of the year, Coker has guided the Roadrunners to a 19-15 record through their first three seasons of play, including a 9-5 mark in conference games. UTSA has had seven all-conference selections, including two-time honorees Scott Inskeep and Triston Wade, and 16 academic all-conference honors.

Picked to finish last in the West Division in their first season in Conference USA, the Roadrunners exceeded all expectations by registering a 6-2 league ledger and staying alive for a berth in the C-USA Championship Game entering the final week of the regular season. UTSA ended the season on a five-game winning streak as part of a 7-5 overall record with a schedule that included seven bowl teams. The young program also continued to compile impressive attendance numbers by averaging 29,214 fans in six home games at the Alamodome, which ranked second in C-USA.

Inskeep and Wade picked up second-team all-conference accolades at offensive line and safety, respectively, while Nate Leonard was a second-team Academic All-American and he joined Eric Soza on C-USA's All-Academic Team. Additionally, Soza, the program's starting quarterback for its first three campaigns, also was a National Football Foundation Scholar-Athlete, a member of the Allstate AFCA Good Works Team and a finalist for both the William V. Campbell Trophy and Wuerffel Trophy.

UTSA surprised most preseason prognosticators in 2012, as the youthful squad with just six seniors reeled off five consecutive wins to start the season and finished with an 8-4 overall record. The Roadrunners finished fourth behind three bowl eligible teams in the Western Athletic Conference (WAC) with a 3-3 mark in its only season in the league. The slate was highlighted by the program's first-ever road

and Football Bowl Subdivision (FBS) win in a thrilling 33-31 decision at South Alabama in the season opener, the first conference victory in the 35-14 win at New Mexico State in the WAC lid-lifter and a 38-31 victory against I-35 rival Texas State in the finale before a season-high 39,032 fans at the Alamodome.

UTSA, which led the WAC in average home attendance (29,226), saw five players earn all-conference accolades, including Wade at first-team defensive back. Defensive tackle Franky Anaya, Inskeep and linebackers Steven Kurfehs and Brandon Reeves all landed on the second team. Fourteen Roadrunners were tabbed Academic All-WAC for holding a 3.0-or-higher cumulative grade-point average.

Coker guided UTSA to a 4-6 record in its inaugural season in 2011 despite having a team comprised largely of sophomores and freshmen. The attention and excitement surrounding the Roadrunners was evidenced by the fan support, as UTSA set NCAA startup program records for inaugural game (56,743) and average home (35,521) attendance.

Coker has made national headlines for the program since arriving in the Alamo City in March 2009. Numerous national stories and "UTSA Football: The Birth of a Program" — a six-part series that aired on FOX

Sports (FS) Southwest — have depicted the former Miami head coach's effort to build an FBS team from scratch. The program's weekly magazine show, "UTSA Football Insider," began airing during the 2012 season on FSN Southwest and Comcast SportsNet Houston.

The Okemah, Okla., native also played a key role in helping UTSA land invitations to the WAC and Conference USA and he has helped compile future non-conference schedules that include some of college football's heavy hitters.

Coker's expertise has been recognized by his coaching colleagues, as he served as an assistant coach for Team Texas under former Dallas Cowboys standout Bill Bates in the 2011 NFL Players Association Game, which featured draft-



Larry Coker, a two-time National Coach of the Year, had led UTSA to a 19-15 record through its first three seasons.



THE LARRY COKER FILE

Personal

Full name: Larry Edward Coker
Family: Wife, Dianna; Daughter, Lara
Hometown: Okemah, Okla.

Coaching Career

Career record: 79-30 (.725) in nine seasons
2009-present: UTSA, head coach
2001-06: Miami (Fla.), head coach
1996-2000: Miami (Fla.), offensive coordinator
1995: Ohio State, assistant coach
1993-94: Ohio State, assistant coach
1990-92: Oklahoma, offensive coordinator
1983-89: Oklahoma State, offensive coordinator
1980-82: Tulsa, offensive coordinator
1979: Tulsa, assistant coach
1977-78: Claremore (Okla.) High School, head coach
1971-76: Fairfax (Okla.) High School, head coach

Honors

2002 *American Football Monthly* National Coach of the Year
2001 AFCA/National Sportscasters & Sportswriters Association National Coach of the Year
2005 AFCA Region 5 Coach of the Year
2001 AFCA Region 2 Coach of the Year
2001-02 Big East Coach of the Year
2002 Eddie Robinson Coach of Distinction

Highlights

- Guided UTSA to a 7-5 record in 2013, including a 6-2 mark to finish second in the West Division in its first season in Conference USA
- Led UTSA to an 8-4 record in just its second season in 2012
- Led Miami (Fla.) to the 2001 BCS National Championship, the first rookie head coach in 53 years and only second ever to lead a team to the title
- First coach since Walter Camp (1888-89) to go undefeated through first 24 games as a head coach
- Has coached 26 first-team All-Americans and 97 first-team all-conference picks
- Has mentored 89 academic all-conference honorees

Playing Experience

1966-69: Northeastern (Okla.) State, defensive back

Education

- Master's degree in guidance counseling and physical education, Northeastern State, 1973
- Bachelor's degree in history, Northeastern State, 1970



eligible senior college players. He also has been a guest speaker at numerous coaching conventions.

Before UTSA named Coker its first head coach, he spent two seasons as a college football analyst for ESPN.

Prior to that, Coker arguably was one of the nation's top head coaches from 2001-06 at Miami (Fla.). He posted a 60-15 record (.800) in his six seasons, including wins in his first 24 games (first coach since Walter Camp in 1888-89 to do so), and led the Hurricanes to the 2001 National Championship in his first season, becoming just the second coach in NCAA history to do so and the first in 53 years.

Coker was a two-time National Coach of the Year (2001-02), American Football Coaches Association (AFCA) Region Coach of the Year (2001, '05) and Big East Coach of the

Coker's Year-by-Year Record

YEAR	SCHOOL	RECORD	BOWL GAME
2001	Miami (Fla.)	12-0	Rose (W)
2002	Miami (Fla.)	12-1	Fiesta (L)
2003	Miami (Fla.)	11-2	Orange (W)
2004	Miami (Fla.)	9-3	Peach (W)
2005	Miami (Fla.)	9-3	Peach (L)
2006	Miami (Fla.)	7-6	MPC Computers (W)
2011	UTSA	4-6	—
2012	UTSA	8-4	—
2013	UTSA	7-5	—
Totals	9 seasons	79-30 (.725)	Bowl Record: 4-2

Year (2001-02) honoree.

He led the Hurricanes to a pair of Bowl Championship Series (BCS) title game appearances, three BCS bowl games, a total of six bowl contests overall and three consecutive Big East Conference Championships from 2001-03 during his tenure.

Coker has coached 26 first-team All-Americans and 97 first-team all-conference picks during his career and also has mentored 89 student-athletes who earned academic all-conference accolades. In fact, his 2005 Miami team graduated all 21 players, a total higher than any other program in the country, and the Hurricanes' 84-percent graduation rate a year earlier was far higher than the national average. His teams annually were honored for their excellence in the classroom by the AFCA.



Larry Coker guided the Miami Hurricanes to the 2001 National Championship, capping a 12-0 season with a 37-14 victory over Nebraska in the Rose Bowl.

Coker has been successful in every stop of his 38-year coaching career, including 22 seasons as an assistant at the collegiate level. He has been on college teams that have made a total of 18 bowl appearances and those squads have been victorious 14 times.

He served as Miami's offensive coordinator and quarterbacks coach from 1995-2000 and the Hurricanes won all four of their bowl games during that time.

Prior to his arrival at Miami, Coker spent two seasons at Ohio State (1993-94) as defensive backs coach. The Buckeyes participated in two bowl games during his tenure and were the 1993 Big Ten Co-Champions.

From 1990-92, he was the offensive coordinator at Oklahoma and the Sooners posted two bowl victories while he was there.

Before heading to Norman, Coker spent seven seasons as the offensive coordinator at Oklahoma State from 1983-89. In his seven seasons with the Cowboys, he coached 1988 Heisman Trophy winner Barry Sanders and the team won four bowl games.

Coker first made the jump to Division I with Tulsa in 1979 as the offensive backfield coach. He was promoted to offensive coordinator in 1980 and served in that role for three seasons. The Golden Hurricane won three Missouri



Larry Coker and Athletics Director Lynn Hickey pose with a commemorative football at his introductory press conference.

PROMINENT PLAYERS COACHED

Miami (1996-2006)

Phillip Buchanon
Vernon Carey
Ken Dorsey
Daniel "Bubba" Franks
Joaquin Gonzalez
Frank Gore
James Jackson
Edgerrin James
Kelly Jennings
William Joseph
Andre Johnson
K.C. Jones
Jerome McDougle
Willis McGahee
Bryant McKinnie
Santana Moss
Sinorice Moss
Clinton Portis
Ed Reed
Antrel Rolle
Mike Rumph
Jeremy Shockey
Sean Taylor
Jonathan Vilma
Reggie Wayne
Vince Wilfork
D.J. Williams
Kellen Winslow II
Eric Winston

Ohio State (1993-95)

Joey Galloway
Eddie George
Terry Glenn
Raymont Harris
Bobby Hoying
Orlando Pace

Oklahoma (1990-92)

Dewell Brewer
Mike Gaddis
Cale Gundy

Oklahoma State (1983-89)

Earnest Anderson
Hart Lee Dykes
Mike Gundy
Barry Sanders
Thurman Thomas

Tulsa (1979-82)

Micheal Gunter
Ken Lacy

Valley Conference Championships during his four-year stay.

He graduated with a bachelor's degree in history from Northeastern (Okla.) State University in 1970 and earned his master's in guidance counseling and physical education three years later from the same school.

Coker and his wife, Dianna, are the parents of a daughter, Lara, and they are the grandparents of twin boys, Daniel and Dillon.



The Coker Family: Larry, Tedd Goldmann, Lara Goldmann, Dianna Coker, Daniel & Dillon Goldmann



KEVIN BROWN

Offensive Coordinator

Quarterbacks

Fourth Season

(TCU • 2002)

Kevin Brown is in his third season as offensive coordinator and quarterbacks coach and fourth year in the Alamo City overall. Brown coached the program's tight ends during the inaugural 2011 campaign.

In 2013, Brown helped lead UTSA to a 7-5 overall record, including victories over a pair of bowl teams. The Roadrunners finished second in the West Division with a 6-2 mark in their first season in Conference USA. He mentored an offense that averaged 417.8 yards (175.4 rush/242.4 pass) and 25.6 points per game, with his quarterbacks combining for 2,909 yards and 13 touchdowns through the air and 371 yards and seven scores on the ground. Offensive guard Scott Inskeep collected second-team All-Conference USA honors, while offensive tackle Cody Harris, tight end Cole Hubble, receiver Kam Jones and quarterback Eric Soza all were named honorable mention all-conference.

Brown helped lead UTSA to an 8-4 overall record and a 3-3 mark in its first and only season in the Western Athletic Conference (WAC) in 2012. The campaign was highlighted by historic wins against South Alabama, the program's first road and Football Bowl Subdivision (FBS) victory, and New Mexico State, its first league win. The offense averaged 31.2 points and 390.2 yards (159.2 rush/231.0 pass) per game and scored 44 touchdowns. He tutored the quarterbacks to 2,772 yards and 23 TDs through the air against only six interceptions, as the group combined for a 141.46 efficiency rating. Inskeep earned second-team All-WAC accolades.

The Waco native helped the Roadrunners to a 4-6 record in 2011 as the tight ends coach. The offense averaged 26.6 points and 364.5 yards (144.8 rush/219.7 pass) per game and scored 31 touchdowns during their inaugural campaign. UTSA's tight ends accounted for 262 receiving yards and a pair of TDs, with freshman David Morgan tallying 214 and both scores on 13 catches. The unit also helped the Birds accumulate 1,448 yards and 16 TDs on the ground.

Brown came to UTSA from Texas State, where he served as the Bobcats' receivers coach for the previous four seasons.

Brown helped the Bobcats set numerous school records during his four years in San Marcos. In 2009, wide receiver Da'Marcus Griggs set the newest standard with 80 receptions en route to earning second-team All-Southland Conference honors. All totaled, Brown's wide receivers unit combined to catch 203 passes for 2,657 yards and 21 touchdowns that season.

A year earlier, Cameron Luke was named a third-team All-American after posting 73 receptions for two more records of 1,268 yards and 17 touchdowns. Luke broke his original record that he set in 2007 with 60 catches for 1,035 yards and 12 TDs and was named first-team all-conference.

Brown's corps combined to catch 185 passes for 2,800 yards and 27 touchdowns in 2008, and in 2007, his receivers caught 137 passes for 1,825 yards and 17 scores.

Prior to his tenure at Texas State, Brown was an offensive

THE KEVIN BROWN FILE

Coaching Career

2012-present: UTSA, offensive coordinator

2011: UTSA, assistant coach

2007-10: Texas State, assistant coach

2003-06: TCU, graduate assistant

Playing Experience

1998-2002: TCU, wide receiver

Education

- Master's degrees in education administration and liberal arts, TCU

- Bachelor's degree in business management, TCU, 2002

Personal

Family: Wife, Erika

graduate assistant coach at TCU, his alma mater, for three seasons. Among his responsibilities at TCU were working with the Horned Frogs' offensive linemen, film breakdown of opposing defenses and charting the opposition's defense from the press box on game days.

During his playing career as a wide receiver at TCU from 1998-2002, Brown caught 39 passes for 567 yards, an average of 14.5 yards per reception. He caught a career-high 16 passes for 208 yards as a senior in 2002 and also had four touchdown receptions during his career.

Brown was a member of five bowl teams. The Horned Frogs defeated USC, 28-19, at the 1998 Sun Bowl and East Carolina, 28-14, in the 1999 Mobile Alabama Bowl. Brown capped his career as a member of TCU's 2002 Conference USA championship team, which beat Colorado State, 17-3, in the AXA Liberty Bowl.

The Horned Frogs made three more bowl appearances while Brown served on the coaching staff. TCU downed Northern Illinois, 37-7, in the 2006 Poinsettia Bowl and edged Iowa State, 27-24, in the 2005 EV1.net Houston Bowl after falling to Boise State by a score of 34-31 in the 2003 Fort Worth Bowl.

Brown graduated from TCU in 2002 with a bachelor's degree in business management and earned his master's degrees in education administration and liberal arts from TCU.

He is married to the former Erika Davis.





PERRY ELIANO

Special Teams Coordinator

Safeties

Fourth Season

(Stephen F. Austin • 2000)

Perry Eliano is in his fourth season as an assistant coach at UTSA. He tutors the program's safeties and is in his third year as special teams coordinator.

In 2013, Eliano helped lead UTSA to a 7-5 overall record, including victories over a pair of bowl teams. The Roadrunners finished second in the West Division with a 6-2 mark in their first season in Conference USA. He helped tutor a defense that forced 14 turnovers (6 fumbles/8 INTs), with the safeties combining for six of the picks, and allowed just 143.1 rushing yards per game in 2013. Triston Wade led the team in tackles (94), solo tackles (54) and interceptions (two), while Nic Johnston was third in stops (70). Eliano's special teams established school records for touchbacks (21) and punt average (39.2) and place-kicker Sean Ianno connected on all 38 of his extra-point attempts. Wade earned second-team All-Conference USA honors, while Johnston and punter Kristian Stern were honorable mention all-conference.

In 2012, Eliano helped lead UTSA to an 8-4 overall record and a 3-3 mark in its first and only season in the Western Athletic Conference (WAC). The campaign was highlighted by historic wins against South Alabama, the program's first road and Football Bowl Subdivision (FBS) victory, and New Mexico State, its first league win. The defense forced 29 turnovers (16 fumbles/13 interceptions), which led to 22 scores (15 TDs/7 FGs), and Wade garnered first-team All-WAC accolades.

In his first year overseeing special teams, the placekickers combined to make 15-of-19 field goals and all 45 PATs, while Kenny Harrison finished second in the FBS in punt return average (17.3) and had a program-record 79-yard TD return in the season-ending victory against I-35 rival Texas State.

Eliano helped lead the Roadrunners to a 4-6 record during their inaugural campaign in 2011. The defense allowed just 21.4 points and 126.2 yards rushing per game and forced 21 turnovers (11 fumbles, 10 interceptions), which led to 15 scores. His safeties recovered six fumbles — three by Johnston — and picked off five passes. Additionally, three of the team's top five tacklers were in his unit — Mark Waters (68/2nd), Johnston (59/4th) and Mauricio Sanchez (44/5th).

Eliano came to UTSA from Central Arkansas, where he was an assistant coach for defensive backs for five seasons, the first of two tenures with the Bears.

Promoted to associate head coach for the 2010 campaign, Eliano mentored 2007 third-team All-America cornerback Triston Jackson, 2010 Southland Conference co-Freshman of the Year safety Jestin Love and a total of nine all-conference players during his combined seven seasons in Conway. He also attended the NCAA Coaches Academy in Summer 2010.

Prior to his second stint at UCA, Eliano was the secondary coach at Sam Houston State in 2005, where he coached second-team All-Southland cornerback Derrick Harris.

Central Arkansas first hired Eliano in 2003 as the running backs coach and he then moved over to tutor the team's wide receivers the following season.

In those two years, running back Willie Hopson earned first-team All-Gulf South accolades as a true freshman and

THE PERRY ELIANO FILE

Coaching Career

- 2011-present:** UTSA, assistant coach
- 2010:** Central Arkansas, associate head coach
- 2006-09:** Central Arkansas, assistant coach
- 2005:** Sam Houston State, assistant coach
- 2003-04:** Central Arkansas, assistant coach
- 2001-02:** Stephen F. Austin, graduate assistant

Professional Players Coached

Tristan Jackson: Edmonton Eskimos, Saskatchewan Roughriders

Playing Experience

1996-99: Stephen F. Austin, linebacker/safety

Education

- Master's degree in secondary education, Stephen F. Austin, 2003
- Bachelor's degree, Stephen F. Austin, 2000

Personal

Family: Wife, Regenia; sons, Amarai and Evan

wide receiver Mike Norvell, UCA's all-time receptions leader, was tabbed second-team All-Gulf South a year later. The Bears ranked among the top 10 in Division II in scoring and total offense in his final campaign.

Eliano began his coaching career as a graduate assistant coach at his alma mater, Stephen F. Austin, from 2001-02. He helped mentor the defensive backs and running backs in those two seasons and four Lumberjacks were honored by the Southland in his two years in Nacogdoches.

A native of Killeen, Eliano was a four-year starter at both safety and linebacker for SFA from 1996-99. He was the team's Defensive Most Valuable Player and leading tackler in both 1998 and '99. Playing strong safety as a senior, he registered a team-high 99 tackles to help guide the Lumberjacks to the Southland Championship and was named all-conference following that campaign. He also was named the Ralph Todd Award (University Outstanding Male Athlete) winner the following spring.

A standout prep defensive back, Eliano was a three-year letterwinner at Ellison High School from 1993-95. He earned all-state honors following his senior season after helping the Eagles reach the Class 5A state quarterfinals.

Eliano earned his bachelor's degree from Stephen F. Austin in 2000 and a master's in secondary education three years later. He and his wife, Regenia, have two sons, Amari and Evan.





POLO GUTIERREZ

Assistant Coach

Running Backs

Fourth Season

(New Mexico State • 2009)

A member of the UTSA staff since 2009, former New Mexico State standout Polo Gutierrez is in his fourth season as the running backs coach.

In 2013, Gutierrez helped lead UTSA to a 7-5 overall record, including victories over a pair of bowl teams. The Roadrunners finished second in the West Division with a 6-2 mark in their first season in Conference USA. He helped tutor an offense that averaged 417.8 yards (175.4 rush/242.4 pass) and 25.6 points per game. His running backs combined for 1,816 total yards, including 1,316 and 10 touchdowns on the ground. The group turned in three 100-yard rushing games during the final month of the season, with David Glasco II posting a school-record 135 in the win at Tulsa and Evans Okotcha topping the century mark in back-to-back games with 104 at North Texas and 105 against Louisiana Tech.

Gutierrez helped lead UTSA to an 8-4 overall record and a 3-3 mark in its first and only season in the Western Athletic Conference (WAC) in 2012. The campaign was highlighted by historic wins against South Alabama, the program's first road and Football Bowl Subdivision (FBS) victory, and New Mexico State, its first league win. The offense averaged 31.2 points and 390.2 yards (159.2 rush/231.0 pass) per game and scored 44 touchdowns. He mentored the running backs to 1,823 total yards — 1,246 on the ground — and 19 TDs.

Gutierrez helped the Roadrunners to a 4-6 record in 2011. The offense averaged 26.6 points and 364.5 yards (144.8 rush/219.7 pass) per game and scored 31 touchdowns during their inaugural campaign. UTSA's running backs accumulated 958 yards and 12 TDs on the ground and 390 yards and a pair of scores through the air. The running backs also posted a pair of 100-yard games, as Okotcha rushed for 106 in the Bacone victory and Brandon Armstrong tallied 105 vs. Minot State.

During UTSA's Fall 2010 practice season, Gutierrez was a graduate assistant coach for the offense where he tutored the running backs.

Gutierrez came to UTSA from New Mexico State, where he was an assistant strength & conditioning coach in 2009. He also served as an assistant coach for a pair of NFL Player Development Camps and coaches AAU track & field.

A standout offensive lineman at New Mexico State, Gutierrez attended a tryout for the Buffalo Bills and played for the El Paso Generals of the Indoor Football League in 2009.

Gutierrez was a four-year starter for the Aggies from 2005-08. He began his senior season at right guard but

THE POLO GUTIERREZ FILE

Coaching Career

2010-present: UTSA, assistant coach

2010: UTSA, graduate assistant

2009: New Mexico State, assistant strength & conditioning coach

Playing Experience

2005-08: New Mexico State, defensive/offensive lineman

Education

Bachelor's degree in history, New Mexico State, 2009

switched to right tackle due to injuries along the offensive line. He finished his career by allowing just three sacks in three seasons.

He started all 13 games at right guard as a junior, helping the offense average 331.9 yards passing and 423.5 total yards (fifth NCAA) per contest. Gutierrez was a part of an offensive line that gave up just 24 sacks on the season.

As a sophomore, Gutierrez started every game at right guard. He helped New Mexico State establish 10 school records, including tying the single-season mark for scoring (374 points). New Mexico State finished third in the NCAA in total offense (475.2 ypg), second in passing offense (399.3 ypg) and 15th in scoring offense (31.2 ppg). The Aggies posted five 400-yard passing games, including three with 500 or more yards, and five 100-yard rushing contests.

He began his career with the Aggies as a defensive lineman, tallying 14 tackles as a freshman.

Gutierrez won numerous awards during his time in Las Cruces, including 2009 Lifter of the Year and 2007 Heavyweight Lifting Champion at the program's annual Night of Champions.

He was born in Laredo but grew up in Corpus Christi, where he was a three-year starter at Carroll High School. Gutierrez played center, guard and tackle and was an all-district selection as a senior. He also was a district champion and state qualifier in the shot put and discus and was named Tigers Athlete of the Year as a senior.





JIM MARSHALL

**Assistant Coach
Offensive Linemen
Fourth Season
(Tennessee-Martin • 1971)**

A coaching veteran for more than four decades, including nine years as a head coach, Jim Marshall was hired in March 2010 as an assistant coach. He tutors the program's offensive line.

In 2013, Marshall helped lead UTSA to a 7-5 overall record, including victories over a pair of bowl teams. The Roadrunners finished second in the West Division with a 6-2 mark in their first season in Conference USA. He helped mentor an offense that averaged 417.8 yards (175.4 rush/242.4 pass) and 25.6 points per game. The offensive line helped the ground game pile up a school-record 2,105 yards and 23 touchdowns, all while not committing a single holding penalty. Offensive guard Scott Inskeep collected second-team All-Conference USA honors, while tackle Cody Harris was named honorable mention all-conference.

Marshall helped lead UTSA to an 8-4 overall record and a 3-3 mark in its first and only season in the Western Athletic Conference (WAC) in 2012. The campaign was highlighted by historic wins against South Alabama, the program's first road and Football Bowl Subdivision (FBS) victory, and New Mexico State, its first league win. The offense averaged 31.2 points and 390.2 yards (159.2 rush/231.0 pass) per game and scored 44 touchdowns. The offensive line paved the way for 1,911 yards and 21 touchdowns on the ground and allowed just seven sacks in 368 passing attempts. Inskeep earned second-team All-WAC accolades.

He helped the Roadrunners to a 4-6 record in 2011. The offense averaged 26.6 points and 364.5 yards (144.8 rush/219.7 pass) per game and scored 31 touchdowns during their inaugural campaign. The offensive line helped pave the way for 1,448 yards and 16 scores on the ground and allowed just 16 sacks.



Marshall came to UTSA from Incarnate Word, where he served as offensive coordinator and offensive line coach for the Cardinals from 2007-09. He helped UIW to a 5-5 record in its inaugural 2009 season. Marshall was the first assistant coach hired at UIW in 2007 and was instrumental in the development of the program.

Prior to joining

THE JIM MARSHALL FILE

Coaching Career

- 2010-present: UTSA, assistant coach
- 2007-09: Incarnate Word, offensive coordinator
- 2005: Alabama State, assistant coach
- 2001: Arkansas State, assistant coach
- 2000: Wyoming, assistant coach
- 1998-99: Tennessee-Martin, head coach
- 1995-97: Memphis, assistant coach
- 1989-94: Richmond, head coach
- 1988: Tulane, assistant coach
- 1987: Louisiana Tech, offensive coordinator
- 1986: UTEP, offensive coordinator
- 1979-85: Richmond, offensive coordinator
- 1978: Tennessee-Martin, offensive coordinator
- 1977: North Alabama, assistant coach

Professional Players Coached

- Adam Goldberg: NFL (free agent)
- Matt Joyce: NFL (free agent)

Playing Experience

- 1969: Tennessee-Martin
- 1966-68: Bowling Green

Education

Bachelor's degree in education, Tennessee-Martin, 1971

Personal

Family: Wife, Kay; Sons, Eddie and Greg; Daughter, Nicole

the UIW staff, Marshall was an assistant coach at Alabama State in 2005.

Marshall was the head coach at Richmond from 1989-94. In 1992, he guided the Spiders to a 7-4 record, which was a five-win improvement from the previous year. He was named the Yankee Conference Coach of the Year and also received the Richmond Touchdown Club Coach of the Year award following that season. Marshall also was the head coach at Tennessee-Martin (UTM) from 1998-99.

Marshall was an assistant coach at Arkansas State in 2001 and Wyoming in 2000.

He spent two seasons at Memphis as an assistant coach, helping the Tigers pull off an 21-17 upset at No. 6 Tennessee in his second season in 1996.

After spending his first few seasons as a prep coach, Marshall moved into the college ranks as an assistant coach at North Alabama in 1977 before heading to his alma mater, Tennessee-Martin, as offensive coordinator in 1978.

Marshall was offensive coordinator at Richmond from 1979-85, UTEP in 1986 and Louisiana Tech in 1987. He spent one season as an assistant coach at Tulane before he was named head coach at Richmond in 1989.

A native of Crestline, Ohio, Marshall played football (center) and baseball (catcher) at Bowling Green from 1966-68 and UTM in 1969, where he was a Small College All-America catcher. He earned his bachelor's degree in education from Tennessee-Martin in 1971.

Jim and his wife, Kay, have two sons, Eddie and Greg, and one daughter, Nicole.



MARQUIS MOSELY

Assistant Coach

Receivers

First Season

(Illinois • 1998)

Hired on March 3, 2014, Marquis Mosely is in his first year as UTSA's receivers coach.

Mosely comes to UTSA after three years in the personal training business.

Prior to that, he was the offensive coordinator at Plymouth (Mich.) High School in 2010-11. He helped guide the Wildcats to the 2010 MHSAA Division I Championship Game at Ford Field in Detroit and to another playoff berth in the state's largest division one year later. Under his direction, the offense averaged 35.1 points per game in 2010 and 32.6 the following season, both of which ranked in the top 20 in the state.

Mosely previously was an assistant coach at the Football Bowl Subdivision (FBS) level for six seasons, including one during Coker's final year at Miami (Fla.). He spent two total seasons as the Hurricanes' wide receivers coach in 2006-07, where he tutored future NFL players Darnell Jenkins, Lance Leggett and Sam Shields. He helped recruit wide receivers classes that were ranked fourth (2007) and 13th (2006) nationally by Rivals.com.

Prior to his stint at Miami, Mosely was an assistant coach at Northern Illinois, where he was the passing game coordinator and tutored the wide receivers. He helped lead the Huskies to a pair of Mid-American Conference West Division Championships and coached a pair of all-conference performers in Sam Hurd and Dan Sheldon. The offense finished sixth nationally in passing efficiency and 16th in both total offense and rushing in 2005 after ranking in the top 15 in total offense, scoring and rushing the previous year.

Mosely got his collegiate coaching start as an assistant at Army in 2002, where he tutored wide receivers and was



THE MARQUIS MOSELY FILE

Coaching Career

2014-present: UTSA, assistant coach
2010-11: Plymouth (Mich.) High School, offensive coordinator
2006-07: Miami (Fla.), assistant coach
2004-05: Northern Illinois, assistant coach
2002-03: Army, assistant coach

Playing Experience

1997: Illinois State, wide receiver
1993-96: Illinois, wide receiver

Education

Bachelor's degree in communications, Illinois, 1998

Personal

Family: Wife, Stacy; son, Dominic; daughter, Jacquelyn

the head junior varsity coach for two seasons. A pair of his players made national waves in his first year. Aris Comeaux was a finalist for the Mosi Tatupu Award for the nation's top special teams player and William White ranked 17th nationally in all-purpose yards per game (149.6 ypg).

Mosely participated in the NFL Coaching Internship Program with the Detroit Lions in 2010, Indianapolis Colts in 2009 and Tennessee Titans in 2003.

He earned three letters as a wide receiver for head coach Lou Tepper at Illinois in 1993-94 and '96. As a sophomore, he played on the 7-5 Illini squad that played in the Liberty Bowl. In 1996, Mosely started 11 games and hauled in 28 passes for 301 yards and a TD.

In 1997, Mosely transferred to Illinois State for his senior season. He earned first-team All-Gateway Athletic Conference honors after leading the Redbirds in receiving with 60 catches for 868 yards and four touchdowns and kickoff returns with 20 for 535 yards (26.8 avg.). Mosely set school records for single-game receptions (12 vs. Northern Iowa), single-game all-purpose yardage (316 vs. Northern Illinois) and longest kickoff return (100 yards vs. Buffalo).

Mosely was a three-sport star at Bloomington (Ill.) High School. In football, he earned Parade All-America, all-state, all-area and all-conference accolades as a senior. Mosely caught 95 passes for 2,043 yards (21.5 avg.) and 27 TDs during his final two years, with 56 receptions for 1,271 yards and 15 scores coming as a senior in helping lead his team to an 11-2 record and the quarterfinal round of the state playoffs. As a junior, he helped his team finish 13-1 and reach the Class 5A State Championship Game. In track & field, Mosely ran on the mile relay unit that placed fifth (1991) and sixth (1992) at the state meet.

Mosely received a bachelor of arts in communications from Illinois in 1998 and he is a licensed airline pilot. He and his wife, Stacy, have one son, Dominic, and one daughter, Jacquelyn.



NEAL NEATHERY

Defensive Coordinator

Linebackers

Fourth Season

(Wheaton • 1993)

A coaching veteran for two decades, Neal Neathery was hired in March 2010 as UTSA's defensive coordinator and linebackers coach.

In 2013, Neathery helped lead UTSA to a 7-5 overall record, including victories over a pair of bowl teams. The Roadrunners finished second in the West Division with a 6-2 mark in their first season in Conference USA. Free safety Triston Wade earned second-team All-Conference USA honors, while defensive end Codie Brooks, safety Nic Johnston, linebacker Steven Kurfehs, defensive tackle Ashaad Mabry, cornerback Bennett Okotcha and defensive end Robert Singletary were honorable mention selections. Brooks also was named to the Conference USA All-Freshmen team.

Neathery's defense forced 14 turnovers (6 fumbles/ 8 INTs) and allowed only 143.1 rushing yards per game in 2013, including holding three opponents to less than 100 yards. Kurfehs ranked second on the team with 82 tackles and posted a team-high six tackles for loss, while fellow linebacker Drew Douglas was fourth with 69 stops.

In 2012, Neathery helped guide UTSA to an 8-4 overall record and a 3-3 mark in its first and only season in the Western Athletic Conference (WAC). The campaign was highlighted by historic wins against South Alabama, the program's first road and Football Bowl Subdivision victory, and New Mexico State, its first league win.

The defense forced 29 turnovers (16 fumbles/13 interceptions), which led to 22 scores (15 TDs/7 FGs). Three of the team's top five tacklers were linebackers — Brandon Reeves (1st/95), Kurfehs (4th/71) and Blake Terry (5th/64) — and the unit also combined for 13 tackles for loss and seven sacks. Wade earned first-team All-WAC accolades, while defensive tackle Franky Anaya, Kurfehs and Reeves were named to the second team.

The Stillwater, Okla., native helped lead the Roadrunners to a 4-6 record during their inaugural campaign in 2011. The defense allowed just 21.4 points and 126.2 yards rushing per game and forced 21 turnovers (11 fumbles/10 interceptions), which led to 15 scores. Two of the team's top three tacklers were linebackers — Reeves (1st/69), Kurfehs (3rd/61) — and the unit combined for 190 tackles, including 16 for loss and 8.5 sacks, two interceptions (one TD), a pair of fumble recoveries and seven quarterback hurries.



THE NEAL NEATHERY FILE

Coaching Career

2010-present: UTSA, defensive coordinator
2008-09: Drake, assistant head coach/defensive coordinator
2001-07: Wabash (Ind.) College, assoc. head coach/defensive coord.
1997-2000: Ottawa (Kan.), defensive coordinator
1994-96: Sterling (Kan.) College, defensive coordinator

Playing Experience

1989-93: Wheaton (Ill.), defensive end

Education

- Master's degree in health & human performance, Fort Hays State, 1995
- Bachelor's degree in business/economics and bible and theology, Wheaton, 1993

Personal

Family: Wife, Rebecca; Sons, Parker and Michael; Daughter, Hannah

Neathery came to UTSA from Drake, where he served as assistant head coach, defensive coordinator and linebackers coach under head coach Chris Creighton from 2008-09. During his two seasons in Des Moines, Iowa, the Bulldogs posted a 14-8 record and, as defensive coordinator, he guided the Bulldogs to the top 12 in four defensive categories in the final 2009 NCAA Football Championship Subdivision statistics. Drake ranked No. 2 in tackles for loss, averaging 8.8 per game; No. 5 in quarterback sacks, averaging 3.3 per contest; No. 8 in rushing defense, allowing just 90.6 yards per outing and 12th in total defense limiting opponents to 276.5 yards per game. Current UTSA defensive graduate assistant coach Benny Morrison was a standout linebacker for Neathery's defense both seasons.

In 2009, Drake matched the best nine-game start in school history (8-1) en route to an 8-3 record and the Bulldogs also finished second in the Pioneer Football League with a 6-2 ledger. Neathery's defense held opponents to 17.1 points per game and posted 39 sacks, eight interceptions and a pair of shutouts.

In his first season, the Bulldogs allowed just 17.8 points and 266.3 yards per contest and registered 14 picks and three white-washings in a 6-5 campaign.

He was the associate head coach at Wabash College from 2001-07 and was named the 2007 American Football Coaches Association NCAA Division III Assistant Coach of the Year. With Neathery serving as defensive coordinator and linebackers coach, Wabash ranked fourth in NCAA Division III in total defense in 2003, No. 3 in scoring defense in 2005 and No. 8 in quarterback sacks in 2007.

Neathery was defensive coordinator at Ottawa (Kan.) University from 1997-2000. The Braves compiled a 32-7 record and won the Kansas Collegiate Athletic Conference championship in 1997 and 2000 en route to competing in the NAIA playoffs.

He began his college football coaching career at Sterling (Kan.) College, where he served as defensive line coach in 1994 and linebackers coach in 1995 before being promoted to defensive coordinator in 1996.

A 1993 graduate of Wheaton (Ill.) College, he was a four-year starter at defensive end from 1989-93. Neathery served as a captain his senior year and also earned the James Parmalee Most Respected Player Award.

He earned his bachelor's degree in business/economics and bible & theology from Wheaton in 1993 and a master's degree in health and human performances from Fort Hayes State in 1995.

He and his wife, Rebecca, have two sons, Parker and Michael, and a daughter, Hannah.



JEFF POPOVICH

Assistant Coach

Cornerbacks

Second Season

(Miami [Fla.] • 2000)

A former standout player at Miami, Jeff Popovich is in his second year as an assistant coach for the Roadrunners. He tutors the program's cornerbacks.

In his first year in the Alamo City, Popovich helped lead UTSA to a 7-5 overall record, including victories over a pair of bowl teams. The Roadrunners finished second in the West Division with a 6-2 mark in their first season in Conference USA. Popovich helped tutor a defense that forced 14 turnovers (6 fumbles/8 INTs) and allowed just 143.1 rushing yards per game in 2013. The cornerbacks combined for 96 tackles, two interceptions, 22 pass breakups and a pair of fumble recoveries. Bennett Okotcha collected honorable mention All-Conference USA accolades.

Popovich came to UTSA after spending six seasons as an assistant coach at Florida International (FIU), where he mentored the defensive backs, served as the program's pro liaison and was the special teams coordinator during his final year.

He tutored the Panthers secondary to eight all-conference awards and helped the unit emerge as one of the best in the Sun Belt Conference. FIU led the league in pass efficiency defense (13th FBS), touchdown passes allowed (4th FBS), scoring defense (14th FBS) and sacks (15th FBS) and ranked second in the Sun Belt in interceptions and pass breakups in 2011. The Panthers also were first in the conference in total defense, rush defense, scoring defense and turnover margin a year earlier and they twice set the program's single-season interception record with 15 in 2008 and again two years later.

Popovich took over the FIU special teams in 2012 and provided an immediate impact.

The Panthers ranked second the Sun Belt in kickoff returns (17th FBS) and kickoff coverage and were third in punt returns. Additionally, Richard Leonard ranked seventh in the NCAA in kickoff returns and earned conference and national special teams player of the week accolades in November



THE JEFF POPOVICH FILE

Coaching Career

2013-present: UTSA, assistant coach

2007-12: FIU, assistant coach

2005-06: Miami, graduate assistant coach

2000: Miami, student coach

Playing Experience

2001: Atlanta Falcons

2000: Tampa Bay Buccaneers

1996-99: Miami, receiver/defensive back

Education

Bachelor's degree in biomedical engineering, Miami, 2000

Personal

Family: Wife, Lara; daughters, Sayle and Copeleigh

after a 100-yard return for a touchdown.

The Tucson, Ariz., native also was named one of the nation's top recruiters at a non-Bowl Championship Series (BCS) conference program by Rivals.com in 2012. He helped lead FIU to the program's first back-to-back bowl appearances in the 2010 Little Caesars and 2011 Beef O'Brady's Bowls.

Popovich began his coaching career as a graduate assistant under Coker at Miami (Fla.) where he worked with the defensive backs and special teams during the 2005 and '06 seasons. The Hurricanes led the NCAA in pass defense and pass efficiency defense in 2005 behind NFL draftees Devin Hester, Kelly Jennings, Marcus Maxey, Brandon Merriweather and Kenny Phillips. Miami also made a pair of bowl appearances (2005 Chick-fil-A/2006 MPC Computers) during his tenure.

A four-year letterwinner from 1996-99 at Miami, Popovich turned into a major contributor on special teams and in nickel packages on defense. After starting his career as a receiver, he moved to defensive back and was a standout on special teams coverage units and as a holder. He saw action in all 48 games (11 starts) and recorded 154 tackles, three fumble recoveries, one interception and one forced fumble. He was a three-time Big East All-Academic Team selection and an Academic All-America candidate.

After graduation, Popovich played for the Tampa Bay Buccaneers during the 2000 preseason and for the Atlanta Falcons in 2001. He also was a member of the 2001 Barcelona Dragons squad that played in the World Bowl.

He got his first taste of coaching as a student coach at Miami during the 2000 season, helping the Hurricanes to an 11-1 record, a Big East Championship and a 37-20 Sugar Bowl victory against Florida.

Prior to his collegiate career, Popovich was a star quarterback and defensive back on the football team and a record-setting track & field athlete at Sabino High School in Tucson.

Popovich earned a bachelor's degree in biomedical engineering from Miami in 2000.

He is married to the former Lara Hargreaves and the couple has two daughters, Sayle and Copeleigh.



CHARLIE REEVE
Assistant Coach
Tight Ends
Third Season
(Texas State • 2004)

Charlie Reeve is in his third season as an assistant coach at UTSA, where he tutors the program's tight ends.

In 2013, Reeve helped lead UTSA to a 7-5 overall record, including victories over a pair of bowl teams. The Roadrunners finished second in the West Division with a 6-2 mark in their first season in Conference USA. He helped tutor an offense that averaged 417.8 yards (175.4 rush/242.4 pass) and 25.6 points per game. The tight ends combined for 405 receiving yards, including 274 yards and a pair of scores by honorable mention all-conference performer Cole Hubble.

In his first year with the Roadrunners, the program registered an 8-4 overall record and a 3-3 mark in its first and only season in the Western Athletic Conference (WAC). The campaign was highlighted by historic wins against South Alabama, the program's first road and Football Bowl Subdivision (FBS) victory, and New Mexico State, its first league win. The offense averaged 31.2 points and 390.2 yards (159.2 rush/231.0 pass) per game and scored 44 touchdowns and he mentored the tight ends to 453 yards and five TDs receiving.

Reeve came to the Alamo City from Odessa, Texas, where he served as the passing game coordinator and assistant coach for wide receivers under head coach Gary Gaines at Permian High School. He helped the Panthers to a 6-5 record and the bi-district round of the 2011 Class 5A playoffs and two of his receivers were named all-district.

The Victoria native spent five years at Texas State serving in several different capacities. He was an assistant coach from 2007-10, overseeing the running backs for all four years. Reeve helped the offense finish seventh in the Football Championship Subdivision (FCS) in scoring (38.3 ppg) and eighth in total offense (460.2 ypg) in 2008 and 12th in total offense (422.2 ypg) the following season. He helped tutor Bobcats running backs to five All-Southland Conference honors.

Reeve was named Texas State's interim head coach from December 2010-January 2011 before moving into the director of operations position until July 2011.

He spent one season as the offensive graduate assistant coach at Rice in 2006, where he helped tutor All-America wide receiver Jarret Dillard. He helped lead the Owls to a 7-6 record, a runner-up finish in Conference USA with a 6-2 mark and to the New Orleans Bowl, the program's first bowl in 45 years (1961 Bluebonnet Bowl). Rice's revival in 2006 was the second-best turnaround among Football Bowl Subdivision (FBS) schools.

Reeve was the quarterbacks coach at Bay City High School in 2004, where he helped the Black Cats to a 9-2 record, co-district championship and the area round of the Class 4A playoffs. His quarterback garnered all-district accolades.

He also was the defensive ends and receivers coach at Cuero High School in 2005, where he helped guide the

THE CHARLIE REEVE FILE

Coaching Career

- 2012-present: UTSA, assistant coach
- 2011: Odessa Permian High School, assistant coach,
- 2011 (February-July): Texas State, director of operations
- 2010-11 (December-January): Texas State, interim head coach
- 2007-10: Texas State, assistant coach
- 2006: Rice, graduate assistant coach
- 2005: Cuero High School, assistant coach
- 2004: Bay City High School, assistant coach
- 2002-03: Texas State, student assistant coach

Playing Experience

- 2002: Texas State, quarterback
- 2000-01: Pearl River (Miss.) Community College, quarterback

Education

Bachelor's degree in exercise sports science, minor in history, Texas State, 2004

Personal

Family: Wife, Courtney; Sons, Ryder, Bear and Jase

Gobblers to a 13-1 record, the district title and the state semifinal round of the Class 3A playoffs. One of his defensive ends was tabbed all-state and the district's defensive player of the year, while two others were picked all-district.

Reeve was a record-setting quarterback at Pearl River (Miss.) Community College from 2000-01. He led the nation in passing and total offense en route to earning first-team NJCAA All-American and Region XIII Player of the Year honors as a sophomore in 2001. He also was the conference player of the year, the league's offensive MVP and the runner-up for the NJCAA Player of the Year that season. He broke seven school passing records during his career with the Wildcats.

Reeve signed to play at Texas State in 2002, but suffered a career-ending injury.

He was asked to stay on as a student assistant coach, where he worked with the defensive backs in 2003 and the quarterbacks and wide receivers the previous season.

Reeve earned a bachelor's degree in exercise sports science with a minor in history from Texas State in 2004.

Reeve and his wife, Courtney, have three sons, Ryder, Bear and Jase.





ERIC ROARK

Assistant Coach

Defensive Line

Fourth Season

(SE Oklahoma St. • 1984)

A veteran of the collegiate coaching ranks for three decades and a knowledgeable recruiter for more than 20 years, Eric Roark was hired in April 2009 as one of UTSA's first assistant football coaches. He tutors the program's defensive linemen.

In 2013, Roark helped lead UTSA to a 7-5 overall record, including victories over a pair of bowl teams. The Roadrunners finished second in the West Division with a 6-2 mark in their first season in Conference USA. He helped mentor a defense that forced 14 turnovers (6 fumbles/ 8 INTs) and allowed only 143.1 rushing yards per game in 2013, including holding three opponents to less than 100 yards. His defensive linemen combined for 249 tackles, 25.5 tackles for loss, 17 sacks, 17 quarterback hurries and eight pass breakups. Defensive end Codie Brooks was named to the Conference USA All-Freshman team and earned honorable mention accolades alongside defensive tackle Ashaad Mabry and defensive end Robert Singletary.

Roark helped UTSA to an 8-4 overall record and a 3-3 mark in its first and only season in the Western Athletic Conference (WAC) in 2012. The campaign was highlighted by historic wins against South Alabama, the program's first road and Football Bowl Subdivision (FBS) victory, and New Mexico State, its first league win. The defense forced 29 turnovers (16 fumbles/13 interceptions), which led to 22 scores (15 TDs/7 FGs). The defensive line combined to register 216 tackles, 28.5 tackles for loss, 13.5 sacks and 17 quarterback hurries. Defensive tackle Franky Anaya earned second-team All-WAC accolades.

Roark helped lead the Roadrunners to a 4-6 record during their inaugural campaign in 2011. The defense allowed just 21.4 points and 126.2 yards rushing per game and forced 21 turnovers (11 fumbles, 10 interceptions), which led to 15 scores. Roark's defensive linemen registered 156 tackles, 27 tackles for loss, 15.5 sacks, 19 pass breakups and 13 quarterback hurries. Marlon Smith led the team with eight sacks, while Jason Neill had one of the team's two interception returns for a touchdown, a 67-yarder in the season finale against Minot State.

In his first year in the Alamo City, Roark was instrumental in helping the program sign its first-ever recruiting class. The group featured nine all-state and 28 all-district performers. The second class included nine all-state and 25 all-district players. He also was influential in helping former UTSA track & field All-American Teddy Williams ink a free-agent contract with the Dallas Cowboys in July 2010.



THE ERIC ROARK FILE

Coaching Career

- 2009-present:** UTSA, assistant coach
- 2008:** Grand Prairie High School, defensive coordinator
- 2004-07:** SMU, assistant coach/recruiting coordinator
- 2002-03:** SMU, assistant coach
- 2001:** Tennessee, graduate assistant
- 1997-2000:** Tennessee Tech, assistant coach/recruiting coord.
- 1989-97:** Middle Tennessee, assistant coach
- 1987-88:** Murray State, assistant coach
- 1986:** Iowa State, graduate assistant
- 1985:** San Diego State, graduate assistant
- 1984:** Southeastern Oklahoma State, assistant coach

Professional Players Coached

- Corey Chamblin: NFL (Free Agent)
- Bryan McCann: NFL (Free Agent)
- Thomas Morstead: NFL (Fifth Round)
- Justin Rogers, NFL (Sixth Round)
- Joshua Symonette: NFL (Free Agent)
- Teddy Williams: NFL (Free Agent)

Playing Experience

- 1979-82:** Oklahoma State, defensive back

Education

- Master's degree in sport management, Tennessee, 2001
- Master's degree in health, physical education and recreation, Middle Tennessee, 1996
- Bachelor's degree in health, physical education and recreation, Southeastern Oklahoma State, 1984

Personal

Family: Wife, Connie; Sons, Ben and Nick

He was an assistant coach at SMU for six seasons (2002-07) and spent 2008 as the defensive coordinator at Grand Prairie High School.

While at SMU, Roark coached the secondary and defensive ends, coordinated special teams and also served as recruiting coordinator for four seasons. Under his tutelage, the punt team finished second in the nation in 2007 and he coached All-Conference USA punter Thomas Morestead (a fifth-round draft pick by the New Orleans Saints in 2009), linebacker Justin Rogers (a sixth-round draft pick by the Dallas Cowboys in 2007) and defensive end Cory Muse. He was named the fifth-best non-BCS recruiter in the country by Rivals.com in 2005.

Roark spent the 2001 season at Tennessee under former head coach Phillip Fulmer, where he served as a graduate assistant in football administration. He helped the Volunteers win the Southeastern Conference East Division Championship and Citrus Bowl that year.

Prior to his time in Knoxville, he coached defensive backs and was the recruiting coordinator at Tennessee Tech from 1997-2000 under current Atlanta Falcons head coach Mike Smith, wide receivers at Middle Tennessee from 1989-97 and defensive backs and wide receivers at Murray State in 1987-88.

He began his collegiate coaching career as the linebackers coach at Southeastern Oklahoma State in 1984 followed by one-year stops as a graduate assistant at San Diego State (1985), also under Smith, and Iowa State (1986).

Roark earned three letters as a defensive back at Oklahoma State from 1979-82 under Jimmy Johnson.

He earned his bachelor's degree in health, physical education and recreation from Southeastern Oklahoma State in 1984 and received master's degrees in the same discipline from Middle Tennessee in 1996 and a second in sport management from Tennessee five years later.

Roark and his wife, Connie, have two sons, Ben and Nick.



JEREMIAH MOELLER

Graduate Assistant Coach

Offense

First Season

(UTSA • 2014)

Jeremiah Moeller is in his first season as a graduate assistant coach for the offense, where he works with the offensive linemen and assists the offensive staff. He is responsible for breaking down and organizing opponents' film, instructing the scout team, generating practice schedules and scripts and assisting with the recruiting process.

A three-year letterwinner for the Roadrunners, Moeller played in all 34 games with 20 starts. The team's primary blocking tight end, he also caught 21 passes for 239 yards.

As a senior in 2013, Moeller helped UTSA to a 7-5 overall record and a second-place finish in the West Division of Conference USA with a 6-2 mark. A team captain, he hauled in nine passes for 62 yards. As a junior, Moeller had 10 receptions for 145 yards, including a 34-yard touchdown against Texas State. He also registered four special teams tackles.

A native of New Braunfels, Moeller was a two-time All-District 27-4A performer at defensive back his final two seasons at Canyon High School. He recorded 48 tackles and three interceptions as a junior and played on both sides of the ball in his final campaign.

Moeller earned a bachelor's degree in exercise science from UTSA in May 2014.



BENNY MORRISON

Graduate Assistant Coach

Defense

Third Season

(Drake • 2011)

Benny Morrison is in his third season as a graduate assistant coach for the defense, where he works with the defensive linemen and assists the defensive staff. He is responsible for breaking down and organizing opponents' film, instructing the scout team, generating practice schedules and scripts and assisting with the recruiting process.

In 2013, Morrison helped lead UTSA to a 7-5 overall record, including victories over a pair of bowl teams. The Roadrunners finished second in the West Division with a 6-2 mark in their first season in Conference USA. He helped mentor a defense that forced 14 turnovers (6 fumbles/ 8 INTs) and allowed only 143.1 rushing yards per game in

2013, including holding three opponents to less than 100 yards. The defensive linemen combined for 249 tackles, 25.5 tackles for loss, 17 sacks, 17 quarterback hurries and eight pass breakups. Defensive end Codie Brooks was named to the Conference USA All-Freshman team and earned honorable mention accolades alongside defensive tackle Ashaad Mabry and defensive end Robert Singletary.

In his first year with the Roadrunners in 2012, the program registered an 8-4 overall record and a 3-3 mark in its first and only season in the Western Athletic Conference (WAC). The campaign was highlighted by historic wins against South Alabama, the program's first road and Football Bowl Subdivision (FBS) victory, and New Mexico State, its first league win. The defense forced 29 turnovers (16 fumbles/13 interceptions), which led to 22 scores (15 TDs/7 FGs), and defensive tackle Franky Anaya earned second-team All-WAC accolades.

Morrison came to UTSA from Montana State, where he spent the 2011 season as the special teams intern coach. He helped the Bobcats to a 10-3 record, the Big Sky Championship and the quarterfinal round of the NCAA Division I Football Championship Subdivision (FCS) playoffs.

The Lincolnshire, Ill., native was a four-year letterwinner at Drake from 2007-10, where he played linebacker for current UTSA defensive coordinator Neal Neathery. He garnered second-team All-Pioneer Football League and conference all-academic team honors, was an Allstate AFCA Good Works Team finalist and won the team's Torchbearer Award — voted on by players and coaches as team's top leader — as a senior. Morrison ranked second on the team with 71 tackles (39 solo), including 5.5 for loss and a pair of sacks. He also had a 95-yard interception return for a touchdown and a fumble recovery to help the Bulldogs to a 7-4 record. The co-captain picked up Pioneer League co-Defensive Player of the Week accolades and was an honorable mention FCS Defensive Linebacker of the Week pick.

As a junior, Morrison was an honorable mention all-conference and academic honor roll selection. He ranked fourth on the squad with 75 stops (35 solo), including 14.5 for 48 yards in loss and 4.5 sacks. He blocked two kicks, forced and recovered three fumbles and intercepted one pass to help Drake to an 8-3 record. As a sophomore he led the Bulldogs in tackles with 55 and he topped the Pioneer League with 87 stops and three fumble recoveries as a freshman in 2007.

An active volunteer, he organized or participated in community service events at Blank's Children's Hospital in Des Moines, Iowa, the "Go Bulldog" Reading Program, Special Olympics, Ronald McDonald House and Boys & Girls Club.

Following his playing career, Morrison was a student intern with Drake during the Spring 2011 season, where he assisted with the linebackers, defensive scout team and official recruiting visits.

Morrison earned his bachelor's degree in education from Drake in May 2011.



RYAN SMITH
Graduate Assistant Coach
Defense
First Season
(William & Mary • 2014)

Ryan Smith is in his first season as a graduate assistant coach for the defense, where he works with cornerbacks and assists the defensive coaches. He is responsible for breaking down and organizing opponents' film, instructing the scout team, generating practice schedules and scripts and assisting with the recruiting process.

Smith played four years as a cornerback at NCAA Football Championship Subdivision (FCS) member William & Mary. The former walk-on helped the Tribe reach the FCS semifinals in 2009 and win the Colonial Athletic Association (CAA) Championship and advance to the second round of the playoffs a year later.

As a senior, Smith started all 12 games at cornerback and finished with 47 tackles, a pair of tackles for loss, one sack, an interception and 10 pass breakups. He helped William & Mary to a 7-5 record, including three wins against ranked opponents.

Also a standout student, Smith was a two-time CAA Academic All-Conference Team selection and he earned the CAA Commissioner's Academic Award as a senior. He was selected to attend the NCAA Career in Sports Forum in 2012 and the National Leadership Conference in 2011 along with serving as president of the Xi Theta Chapter of Kappa Alpha Psi fraternity.

A native of King George, Va., Smith was a two-year letterwinner as a defensive back and wide receiver for head coach Del Smith at The Blue Ridge School. A team captain as a senior, he earned second-team all-state and *All-Charlottesville Daily Progress* honors as a wide receiver. Smith set the school's single-season record for receptions with 40 during his junior season and was named all-conference as a wide receiver and defensive back. He also was a four-year letterwinner and team captain in basketball and helped the team finish as the state runner-up as a senior and reach the state semifinals as a junior. He also was a four-year letterwinner and team captain in baseball, where he earned second-team all-conference honors.

Smith earned his bachelor's degree in process management and consulting from William & Mary in May 2014. He studied abroad during his last semester in Vienna, Austria, and also has experience as an intern at Mary Washington Hospital Foundation and as a financial representative at Northwestern Mutual Financial Network.



GIOVANNI VIZZA
Graduate Assistant Coach
Offense
First Season
(Texas A&M • 2011)

Former standout San Antonio prep quarterback Giovanni Vizza is in his first season as a graduate assistant coach for the offense, where he works with the quarterbacks and assists the offensive staff. He is responsible for breaking

down and organizing opponents' film, instructing the scout team, generating practice schedules and scripts and assisting with the recruiting process.

Vizza comes to UTSA after spending two years as an assistant coach at Central Catholic High School, the first as the quarterbacks coach and the second as the offensive coordinator.

Vizza started 20 games at North Texas under head coach Todd Dodge in 2007-08. He amassed 5,146 yards and 32 touchdowns through the air and an additional 415 yards and four TDs on the ground during his two-year career.

He garnered third-team Freshman All-America honors and was the 2007 Sun Belt Conference Freshman of the Year after passing for 2,388 yards and 20 touchdowns in his debut campaign. He set an NCAA freshman record with eight TD tosses in a 74-62 loss to Navy and a North Texas school record with a 99-yard TD pass against Louisiana-Monroe. As a sophomore, he tallied 2,758 yards and 15 scores through the air and posted a pair of 300-yard passing games.

Vizza was the Dave Campbell's Texas Football Player of the Year and the Class 4A Offensive Player of the Year in 2006 after leading Alamo Heights to a 14-1 record and the state championship with a 40-28 victory against Copperas Cove, which featured future Heisman Trophy-winner Robert Griffin III. He passed for 3,278 yards and 37 touchdowns as a senior and finished his two-year Alamo Heights career with 6,054 total yards and 60 TDs.

Vizza earned his bachelor's degree in finance and real estate from Texas A&M in December 2011.



EDDIE BENAVIDEZ
**Quality Control/
 Special Teams**
Second Season
(UTSA • 2010)

Eddie Benavidez is in his second year as quality control for special teams. He is responsible for the scouting and breakdown of opponents' special teams, organizing special teams and skill positions scout teams and preparing special teams videos for meetings.

Benavidez previously was a volunteer with the UTSA football program during the 2011 and 2012 seasons, where he assisted with scouting, charting and video breakdown for the safeties and special teams.

Benavidez was a three-sport athlete at Mathis High School. In football, he was a three-year letterwinner at quarterback and was named Newcomer of the Year as a sophomore and first-team all-district as a senior. He was a four-year member and two-time all-district middle infielder for the baseball team and a three-year letterwinner for the basketball squad.

A native of Mathis, Texas, Benavidez earned his bachelor's degree in kinesiology from UTSA in December 2010 and his master's degree in health and kinesiology from UTSA in May 2013. He was a two-time member of the UTSA President's List (4.0 semester GPA) and a three-time Dean's List (3.75 or higher semester GPA) honoree.



SHANE ELDER

**Assistant AD/Football
(Texas A&M • 2000)**

Hired in October 2009 as UTSA's director of football operations, Shane Elder now serves as an assistant athletics director.

He is responsible for coordinating team travel, on-campus recruiting visits, the walk-on program and housing and meal programs for student-athletes, assisting with summer camps, overseeing the program's compliance paperwork, scheduling and organizing community service outings and serving as the high school coaches liaison.

Elder came to UTSA from Texas A&M, where he served as the football program's administrative assistant for recruiting for seven years. During his time with the Aggies, he was a part of three bowl teams - the 2005 Cotton Bowl, 2006 Holiday Bowl and 2007 Alamo Bowl.

The Katy native previously worked with the Dallas Mavericks of the NBA, completing an internship with the Corporate Communications Department in the summer of 2003.

Elder graduated from Texas A&M in 2000 with a bachelor's degree in kinesiology and earned a master's degree in sport management in 2002. While attending graduate school, he worked for two years in the Texas A&M Athletics Department's Marketing and Promotions office.

Elder married the former Maddie Mauritz in March 2014.



ADAM CAIN

**Director of Operations
(Texas A&M • 2010)**

Adam Cain is in his third year with the UTSA football program and first as Director of Operations after serving the previous two years as Team Operations Coordinator.

Cain is responsible for coordinating team travel, on-campus recruiting visits, the walk-on program and housing and meal programs for student-athletes. He also assists with summer camps, overseeing the program's compliance paperwork, scheduling and organizing community service outings and serving as the NFL and high school coaches liaison.

Cain previously was UTSA's Facilities Coordinator from July 2011-February 2012 before moving into his current role.

The Georgetown, Texas, native completed an internship with the Dallas Cowboys Event Operations Department during Fall 2010.

Cain earned his bachelor's degree in sports management from Texas A&M in 2010.



LARA GOLDMANN

**Administrative Associate
(Oklahoma State)**

Lara Goldmann is in her fifth year as the administrative associate for football.

Before coming to UTSA, Goldmann worked for Marriott Hotels & Resorts, where she opened properties across the country.

She earned her bachelor's degree from Oklahoma State.

A native of Okemah, Okla., Goldmann is the daughter of head coach Larry Coker and his wife, Dianna. She is married to Ted Goldmann and the couple has twin sons, Daniel and Dillon.



BRAD STERNBERG

**Video Coordinator
(Montana • 2012)**

Brad Sternberg was hired in August 2012 as the video coordinator at UTSA. He is responsible for all video operations and he supervises the student video staff.

His day-to-day duties include videotaping every practice and game, editing, setting up video meeting rooms and film exchange.

Sternberg came to UTSA from Montana, where he was the director of video operations for five years. He was in charge of coordinating all opponents' film, practices and games, along with making weekly motivational tapes for the players.

Sternberg was a freshman offensive lineman in 2006 when Montana posted a 12-2 record and advanced to the third round of the NCAA Division I Football Championship Subdivision Playoffs. He saw his career cut short due to injuries and then took over the video operations department in 2007.

Originally from Helena, Mont., he was an all-state honoree in football as a junior and senior and he also lettered for the wrestling and track & field teams for Helena High School.

Sternberg earned his bachelor's degree in management information systems from Montana in 2012. His wife, Allison, is a captain in the U.S. Army.

VIDEO CREW

Nick Bade, Assistant Coordinator
Alex Nicasio, Assistant Coordinator
Baylor Jones, Student Assistant
Armando Moreno, Student Assistant
Gary Villarreal, Student Assistant
Mike Villarreal, Student Assistant



MIKE VILLA

**Head Equipment Manager
(UTEP • 2006)**

Mike Villa was hired as head equipment manager at UTSA in April 2010. He is responsible for all apparel, equipment and gear and also helps coordinate practices for the program.

Villa came to the Roadrunners from the Tampa Bay Buccaneers, where he served as assistant equipment manager for the National Football League (NFL) franchise since March 2009. He was responsible for helmet and shoulder pad preparation and maintenance, coach and staff sideline apparel, game day locker room setup and daily laundry needs, among other duties. He also assisted the Arizona Cardinals in Super Bowl XLIV preparation and game day activities as a member of the Buccaneers' host support staff.

Villa was selected as the lone full season equipment manager intern out of a pool of six applicants who worked the 2008 training camp.

Prior to joining Tampa Bay's staff, Villa served as head equipment manager for the Las Vegas Gladiators of the Arena Football League from December 2006-September 2007. There he was responsible for ordering and maintaining inventory of all apparel, managing the equipment budget, setting up the practice field, maintaining helmets and shoulder pads and serving as the liaison to the Orleans Arena, the game and practice facility for the Gladiators.

As a student at UTEP, Villa served as an equipment manager from 2000-06, including four years as the head student equipment manager.

Villa earned his bachelor's degree in multidisciplinary studies with specializations in kinesiology, health promotion and criminal justice from UTEP in December 2006.

Villa is a native of Odessa and graduated from Odessa High School in 2000.

He is married to the former Mariza Gutierrez, who is the sister of UTSA running backs coach Polo Gutierrez.



JUSTIN VOLENTINE

**Assistant Equipment Manager
(Texas A&M • 2012)**

Justin Volentine was hired in June 2013 as assistant equipment manager at UTSA. He is responsible for preparing game helmets and uniforms, supervising student managers and assisting the equipment manager with day-to-day duties.

The Waxahachie, Texas, native came to UTSA from the Utah Jazz of the NBA, where he was an intern equipment manager during the 2012-13 season.

Volentine began his career in equipment at his alma mater, Texas A&M. He was a student manager for the Aggies' football program from 2009-11 and an intern in 2012.

He earned a bachelor's degree in sport management with a minor in business administration from Texas A&M in 2012.

SUPPORT STAFF

Jason Skow, Sideline Communications Coordinator

STUDENT MANAGERS

David Ballesteros
Brett Bippert
Matt Cardenas
Paul Faz
Randolph Leroy
Miguel Rodriguez
Rolondo Surita



CHARLIE DUDLEY

**Head Strength & Conditioning Coach
(Oklahoma State • 1994)**

Charlie Dudley is in his fifth year as UTSA's head strength & conditioning coach where he oversees the strength training of the Roadrunners' 17 intercollegiate sports.

Dudley came to UTSA from Southeastern Louisiana, where he served as Director of Sports Performance. Prior to his tenure in Hammond, he was an assistant strength & conditioning coach for one year at Kansas.

The Tulsa, Okla., native spent 10 years as the head strength & conditioning coach at Southern Mississippi, where he oversaw strength & conditioning programs for all 16 sports. He directed, instructed and oversaw one full-time and two graduate assistant coaches and several interns. He also was responsible for the design of Southern Miss' state-of-the-art strength training facility, a \$300,000 project located in the Southern Miss Athletic Center.

During his tenure with the Golden Eagles football team, Dudley was a part of three Conference USA Championships (1997, 1999, 2003) and Southern Miss played in nine bowl games, including six victories. He also helped in the strength & conditioning of the softball program that won four C-USA Championships and participated in the College World Series in 1999 and 2000, the 2000-01 C-USA Champion men's basketball team and the 2003 C-USA Champion baseball squad.

Dudley began his career as a student assistant at Oklahoma State before being promoted to assistant strength & conditioning coach following his graduation in 1994. While in Stillwater, he was part of a program that claimed 29 conference championships and five NCAA titles.

He also worked as an assistant sports performance director with Velocity Sports Performance, a Houston-based center that provided comprehensive strength training and conditioning programs for youth, student-athletes, adults, elite/professional athletes and various sports teams.

Dudley received his bachelor's degree from Oklahoma State in 1994. He is a certified member of the Collegiate Strength and Conditioning Coaches Association (CSCCA), the National Strength and Conditioning Association (NSCA) and USA Weightlifting. He is recognized by both CSCCA and NSCA as a certified strength & conditioning coach and also is a certified member in adult CPR/AED/First Aid by the American Red Cross.

He has worked numerous camps across the country, including the Kansas and Southern Miss Football Camps, the Columbia (Fla.) High School Sports Performance Camps, Velocity Sports Performance Camps and Oklahoma State camps for football, baseball, basketball and wrestling.

Dudley is married to the former Jessica Huerta of Houston. They are the proud parents of a late daughter, Jordan Nevaeh, and a son, Tyson Alexander.



TRAVIS REUST

**Associate Strength & Conditioning Coach
(East Central • 2000)**

Travis Reust is in his fifth year as associate director of strength & conditioning at UTSA. He works with the Roadrunners football, men's basketball, track & field and soccer programs.

Reust previously spent four years at his alma mater, East Central (Okla.), as director of strength & conditioning. He was the athletics department's first full-time strength & conditioning coach, a position created to enhance Tigers athletics. Reust was responsible for designing and implementing the strength & conditioning programs for all ECU sports.

The Oklahoma City native's leadership spearheaded the Tigers' new strength & conditioning facility, the Pat O'Neal Center, which was labeled one of the best in NCAA Division II athletics.

He previously served as Nebraska's head basketball strength & conditioning coach, where he helped the Huskers men and women advance to postseason play. Reust also worked with the Nebraska wrestling program, which was ranked in the top five of the country and rated as high as second in the Big 12 Conference.

Prior to his arrival at Nebraska, he was the assistant strength & conditioning coach at TCU, where he worked with football, men's basketball, baseball and women's golf. While in Fort Worth, Reust helped lead the men's basketball program to its first postseason tournament in 10 years. During his time there, the baseball program won the 2005 Conference USA Championship. Eight of his former athletes currently are playing professional baseball.

Before taking the position at TCU, Reust was assistant strength & conditioning coach at Colorado, where he worked for E.J. "Doc" Kreis. His primary responsibility was working with the Buffaloes' football program. He also coordinated the strength & conditioning programs for both the men's and women's basketball programs, as well as the men's and women's golf teams. While working with the football program, Reust was part of the 2002 Big 12 North Championship. Reust worked with seven All-Americans and 23 All-Big 12 athletes, 11 of which currently are playing in the NFL, during his time in Boulder. He also coached basketball center David Harrison, who was a 2004 NBA First Round Draft Pick by the Indiana Pacers.

Reust spent a year as an intern at Oklahoma State, where his main responsibility was assisting with the football program.

He began his career as a football defensive graduate assistant and the strength & conditioning coach at East Central.

Reust earned his bachelor's degree in education in 2000 and a master's degree in education/sports administration two years later. He is certified through the Collegiate Strength & Conditioning Coaches Association, USA Weightlifting and International Sports Science Association in addition to being a member of the National Strength & Conditioning Association.

He is married to the former April Love and the couple has three daughters, Summer, Cassidy and Jaylee, and two sons, Kaden and Hunter.



JERRY GREESON

**Associate AD/
Athletic Medicine
(Texas • 1981)**

Jerry Greeson enters his 26th year at UTSA and 25th as the Roadrunners' head athletic trainer. Greeson, who also serves as the associate athletics director for athletic medicine, oversees the daily operations of the training room, including staffing and coordinating medical care for more than 300 student-athletes.

He is in his fourth year as the head trainer for the football program. Greeson is certified MEd, ATC and LAT.

Greeson, who is originally from Austin, received his bachelor's of science degree from the University of Texas at Austin in 1981 and went on to receive his master's degree from Southwest Texas State University (now Texas State).

Prior to coming to UTSA, Greeson was the athletic trainer for Westlake High School in Austin for six years.



RHODIE MOSS

**Assistant Athletic Trainer
(Texas State • 2005)**

Wesley "Rhodie" Moss, MS, ATC and LAT, is in his seventh year as an assistant athletic trainer at UTSA. He is the head athletic trainer for men's basketball and the assistant with football.

Moss came to UTSA from BYU, where he was a graduate assistant athletic trainer for the Cougars football, tennis and track & field teams.

He received his bachelor's degree in exercise sports science with an emphasis in athletic training from Texas State University in 2005 and his master's degree in the same field from BYU in 2007.

Moss is a native of McAllen, Texas, where he attended Sharyland High School.

Consulting Physicians



Dr. Jaime Garza



Dr. Richard Holcomb



Dr. Timothy Palomera



Dr. David Schmidt



COLIN HOWLETT

**Associate AD/
Academic Services
(Susquehanna • 1990)**

Colin Howlett is in his fifth year as Associate Athletics Director for Academic Services at UTSA. He is responsible for overseeing academic support services for the entire department.

Howlett came to UTSA from Virginia Tech, where he was a member of the Student-Athlete Academic Support Services for 13 years. He began his tenure as Assistant Director in August 1997 and served in that capacity until his promotion to Associate Director in August 2001. He also was the Interim Director from July 2008-January 2009.

While in Blacksburg, Howlett was responsible for developing and implementing academic success programs and providing academic, career and personal counseling to student-athletes in the sports of football, men's and women's cross country, men's golf, men's and women's soccer and women's volleyball. He also assisted in the planning and development of the department's Learning Assistance Program, served as the liaison to the Registrar's Office and to the Office of Services for Students with Disabilities and helped coordinate the tutorial, peer mentor and study hall programs for all student-athletes.

Prior to his tenure at Virginia Tech, Howlett was an Academic/Athletic Counselor at Maine from 1996-97. He also spent two years at Austin Peay where he served as an Academic Services Intern from 1994-95 and as the Interim Compliance Coordinator for six months before joining the staff at Maine.

Howlett earned his bachelor's degree in business administration with an emphasis on human resource management from Susquehanna University in 1990. He received a master's degree in health and physical education with an emphasis in athletic administration from Southern Mississippi in 1994.



MATT LEITUALA

**Assistant AD/
Academic Services
(Idaho • 2001)**

Matt Leituala was hired in September 2012 as assistant athletics director for academic services. He oversees all academic services for student-athletes in the sport of football.

Leituala came to UTSA from Utah, where he was the assistant director for academic support services in 2009-12.

The Salt Lake City, Utah, native was the director of academic support services at his alma mater, Idaho, in 2006-09.

Leituala got his start in academic services as a student-athlete academic mentor at Idaho in 2001-02 before serving as an academics counselor at Washington State in 2002-05. He also was a leadership and activities coordinator at Utah State in 2005-06.

Leituala was a two-year letterwinner in football at Ricks Junior College in 1997-98 and he then played two seasons at Idaho in 1999-2000.

He earned his associate's degree in science from Ricks in 1998 and his bachelor's degree in education from Idaho in 2001. he currently is working on his master's degree in education.

Leituala and his wife, Melanie, have four children, Noa, Elsie, Li'i and McCabe.



KYLE STEPHENS

**Assistant AD/
Athletics Communications
(Texas A&M • 1998)**

Kyle Stephens, who was promoted to assistant athletics director in September 2010, is in his eighth year as athletics communications director after serving his first two as an assistant.

Stephens oversees the day-to-day operations of the department and media relations for all 17 of UTSA's intercollegiate sports.

He was the local media coordinator for the 2006 NCAA Women's Basketball San Antonio Regional, 2007 NCAA Men's Basketball South Regional, 2008 Men's Final Four, 2010 Women's Final Four, 2011 NCAA Men's Basketball Southwest Regional 2014 NCAA Men's Basketball Second & Third Rounds and 2014 NCAA Men's Golf San Antonio Regional, as well as the assistant media liaison for the 2004 Men's Final Four and 2005 & 2011 NCAA Women's Volleyball Championships.

The Kountze, Texas, native came to UTSA in October 2003 after serving as a media relations assistant at the University of Texas at Austin from 2001-03. There he was the primary contact for the men's and women's track & field programs and the secondary contact for men's basketball, as well as helping with the daily media operations with the football team. Stephens also was the co-editor for the home football game programs and served as media director for the 2003 Big 12 Outdoor Track & Field Championships and as assistant media director for the 2002 and '03 Clyde Littlefield Texas Relays.

He was a sports information graduate assistant at Texas A&M from 1998-2001. There he helped coordinate publicity for the men's and women's cross country and track & field teams, as well as assisting with media services for all home football, basketball, soccer and baseball events. He was the co-media director for the 2001 Big 12 Outdoor Track & Field Championships.

Stephens earned his bachelor's degree in kinesiology with an emphasis in sport management from Texas A&M in 1998. He has worked more than 20 NCAA events and five bowl games, including the "Snow Bowl" — the 2000 Independence Bowl overtime thriller between Mississippi State and Texas A&M. He is a member of the College Sports Information Directors of America (CoSIDA) and Football Writers Association of America. Twelve of his publications have been honored by CoSIDA, including four as "Best In The Nation."



BRIAN HERNANDEZ

**Associate Athletics
Communications Director
(Kansas State • 1999)**

Hired in May 2006, Brian Hernandez is in his eighth year as associate athletics communications director at UTSA. Hernandez is the primary communications contact for the Roadrunners' football (student-athletes), men's and women's cross country, tennis and men's and women's track & field programs in addition to serving as the editor for the school's official athletics website, goUTSA.com.

He has 14 years of athletics communications experience, with stops at the University of Texas at Austin (2000-03), California State University at Fresno (2000) and Kansas State University (1998-99). Prior to his arrival at UTSA, Hernandez spent three years managing a private business in Kansas City, Mo.

The 40-year-old native of Olathe, Kan., has worked multiple conference and NCAA Championship events, as well as 10 bowl games (five Alamo/three Cotton/two Holiday). He is a member of the College Sports Information Directors of America (CoSIDA) and several of his publications have been honored for excellence by CoSIDA, including the 2000 Fresno State baseball game program, which was tabbed "Best In The Nation."

Hernandez served as the local media coordinator for the 2011 NCAA Women's Volleyball Championship, as well as the 2006-07 and '09 Southland Conference Volleyball Tournaments. He also was the associate media coordinator at the 2014 NCAA Men's Basketball Second & Third Rounds, 2011 NCAA Men's Basketball Southwest Regional, 2010 Women's Final Four, 2008 Men's Final Four and 2007 NCAA Men's Basketball South Regional.

Hernandez began his tenure at UT-Austin in June 2000 as a media relations assistant. In that role, he was the primary contact for the Longhorns' men's track & field team and secondary contact for UT's nationally-ranked football program. He also served as the assistant media director for the 74th Annual Clyde Littlefield Texas Relays. A year later, he was promoted to assistant media relations director and was instrumental in the department's August 2001 launch of MackBrown-TexasFootball.com.

He arrived in Austin after serving as a media relations assistant at Fresno State in Spring 2000. Hernandez coordinated the day-to-day publicity of the Bulldogs' nationally-ranked baseball and women's soccer squads. He also was the media director for the 22nd Annual Pepsi/Johnny Quik Baseball Classic.

At Kansas State, Hernandez was responsible for the publicity of Wildcats' rowing team and also assisted with media relations for all home football, basketball and baseball events.

He earned his bachelor's degree in print journalism with an emphasis in business administration from K-State in December 1999.

Hernandez married the former Ambra Whitehurst in June 2013 and the couple resides in the Alamo City.



LYNN HICKEY

Director of Athletics

Lynn Hickey has made student-athlete welfare one of her top priorities while leading the UTSA Athletics Department to new heights.

Under Hickey's direction since 2000, UTSA has captured three conference commissioner's cups and a pair of league all-sports trophies while consistently winning both team and individual academic and athletics awards in all 17 sports sponsored by the university.

One of Hickey's dreams to lead UTSA to the upper echelon of Division I Athletics was realized on Nov. 11, 2010, when the university received and accepted an invitation to join the Western Athletic Conference (WAC). The department claimed the 2012-13 WAC Commissioner's Cup on the strength of league championships by the men's indoor track & field and baseball teams in its first and only year in the conference.

Hickey's long-term goal of placing UTSA in a major conference was reached when Conference USA extended an invitation on May 4, 2012. The Roadrunners moved all 17 sports into that league on July 1, 2013.

Hickey has overseen the addition of three sports during her tenure. Women's golf and women's soccer were added in 2005 and 2006, respectively, and both programs have emerged as annual league championship contenders. On Dec. 18, 2008, UTSA's Athletics Initiative Business Plan was approved by the UT System Board of Regents, granting permission to start a football program.

Hickey made a splash with the hiring of the first-ever head football coach, as two-time National Coach of the Year Larry Coker was introduced on March 6, 2009. The program kicked off its first season against Northeastern State on Sept. 3, 2011, to resounding success. The Roadrunners set NCAA start-up program records for inaugural game (56,743) and average home attendance (35,521) in six contests at the 65,000-seat Alamodome. In year two, UTSA posted an 8-4 overall record and finished fourth in the WAC with a 3-3 mark while averaging more than 29,000 fans. The third season saw the football team post a 7-5 overall record and finish second in the West Division of C-USA with a 6-2 mark while again topping the 29,000-mark in average home attendance.

The 2010-11 academic year will go down in history as arguably the most successful in school annals, as the Roadrunners claimed the Southland Commissioner's Cup and Women's All-Sports Trophy, five championships and the first-ever NCAA postseason victory. UTSA followed that with four more league titles during the 2011-12 campaign, closing out two decades in the Southland with 58 team championships, a pair of Commissioner's Cups and two All-Sports Trophies.

Hickey has led the charge for UTSA and its hosting of numerous NCAA Championship events. Since her arrival on campus, UTSA has served as host institution for the 2001 NCAA Men's Basketball Midwest Regional, 2002 Women's Final Four, 2003 Men's Basketball South Regional, 2004 Men's Final Four, 2005 Women's Volleyball Championship, 2006 Women's Basketball South Regional, 2007 Men's Basketball South Regional, 2008 Men's Final Four, 2010 Women's Final Four, 2011 Men's Basketball Southwest Regional and 2011 Women's Volleyball Championship. The school is slated to host the 2014 Men's Basketball Second & Third Rounds, the 2014 Men's Golf San Antonio Regional and the 2015 Women's Golf Central Regional.

In 2007, Hickey was named to the NCAA Division I Men's Basketball Committee, one of the most prestigious appointments in all of

collegiate athletics. The 10-member committee oversees administration of the NCAA Division I Men's Basketball Championship, including the selection and seeding of teams for the tournament. Hickey, whose five-year term expired in 2012, became just the second female ever selected to the committee, joining Charlotte Athletics Director Judy Rose, who served from 1999-2003.

Hickey has been honored nationally and locally for her hard work at UTSA. She was named the National Association of Collegiate Women Athletics Administrators 2005 Division I-AAA Administrator of the Year. Hickey earned her second national award in June 2006 as the National Association of Collegiate Directors of Athletics/GeneralSports TURF Systems Division I-AAA West Region AD of the Year. The San Antonio Express-News tabbed her as its 2010 Sportswoman of the Year and she also was selected to and completed the Masters Leadership Program of San Antonio and Bexar County. In September 2011, she received the ATHENA Leadership from the North San Antonio Chamber of Commerce.

"UTSA is very fortunate to have an athletic leader with both the administrative and coaching experience of Lynn Hickey," UTSA President Dr. Ricardo Romo said. "Lynn not only is a leader who can take our athletic program to the next level, but she is also well respected nationally and serves as an excellent role model for all student-athletes at this university."

In serving as the fourth athletics director in UTSA history, Hickey assumed the lead athletics role at one of the youngest NCAA Division I universities in the country (UTSA began athletics competition in 1981). The only female Division I athletics director that oversees both men's and women's sports in the state of Texas, she served as President of the Southland from 2002-04 and as the league's representative to the NCAA Championship/Competition Cabinet. Hickey also was a member of the Women's Basketball Rules Committee from 2003-06, spending the last two years as chair.

Hickey came to San Antonio from Texas A&M University, where she served as senior associate athletics director/senior woman administrator from 1994-2000. At Texas A&M, her responsibilities included event management and marketing and promotions for 16 of the university's 19 Division I sports. She also represented the Big 12 Conference as a member of the NCAA Championship Cabinet.

From 1984-94, Hickey served as head women's basketball coach for Texas A&M. She directed the 1993-94 Aggies basketball team to the NCAA Tournament Sweet 16, becoming the lowest-seeded team to ever reach that milestone. Texas A&M finished the year ranked No. 19 in the CNN/USA Today Top 25 poll. Following the season, Hickey relinquished her coaching duties to accept the promotion to senior associate athletics director. She finished her coaching career with an overall mark of 279-167 in 15 years of collegiate coaching.

Before her stint at A&M, Hickey was head women's basketball coach at Kansas State University from 1979-84. She averaged more than 23 wins per season in posting a 125-39 (.762) record over five years and led the Wildcats to five consecutive national tournament berths. She was inducted into the Kansas State Athletics Hall of Fame in September 2004.

A native of Welch, Okla., Hickey graduated summa cum laude from Ouachita Baptist University in Arkadelphia, Ark., with a bachelor's degree in education. She was an All-American for OBU's nationally-ranked basketball team and a member of the USA National Team in 1973. Hickey and her husband, Bill, have a daughter, Lauren Nicole.



DR. RICARDO ROMO

University President

Ricardo Romo is the fifth president of The University of Texas at San Antonio, which was named by the Texas Legislature as an emerging Tier One research university and a leader in providing access to excellence in teaching, research and community outreach.

Under his leadership, student enrollment has grown 68 percent. The university has added numerous programs and facilities to enhance student life and expand its research capacity. With total research expenditures of \$56.8 million and total expenditures of \$79.4 million for fiscal year 2011, it represents a six-fold increase in expenditures during Romo's tenure.

A San Antonio native who grew up on the city's West Side, Romo graduated from Fox Tech High School before attending the University of Texas at Austin on a track scholarship. At UT Austin, he was the first Texan to run the mile in less than four minutes, a record that lasted 41 years.

He earned a bachelor's degree in education from UT Austin (1967) and holds a master's degree in history from Loyola Marymount University (1970). Additionally, Romo earned a Ph.D. in history from the University of California, Los Angeles (1975). A nationally respected urban historian, Romo is the author of "East Los Angeles: History of a Barrio," now in its ninth printing (one in Spanish).

Romo began his academic career teaching social studies (1967-1970) at Franklin High School in Los Angeles. He went on to teach at the University of California at San Diego (1975-1979) and the University of Texas at Austin (1980-1999). He was a visiting professor at University of California, Berkeley in 1985 and a visiting scholar with the Stanford University Center for Advanced Studies in Behavioral Sciences (1989-1990). In 1993, he became vice provost for undergraduate education at UT Austin before becoming president of UTSA in 1999.

Romo has received numerous awards and recognitions including 2006 Outstanding Friar Alumnus from the UT Austin Friar Society and the Isabel la Catolica award, the highest award given to non-Spanish subjects, bestowed upon him in 2007 by King Juan Carlos of Spain. In 2008, Romo received the Distinguished Alumnus Award from the Texas Exes Alumni Association.

In 2010, he received the San Antonio North Chamber Gov. Dolph Briscoe Salute to Excellence Award. In 2011, Romo was presented



Dr. Ricardo Romo prepares to introduce Larry Coker as the school's first football coach on March 6, 2009.

the Council for Advancement and Support of Education (CASE) Chief Executive Leadership Award for transforming UTSA from a regional campus into an emerging Tier One research university. In February 2012, Romo received the Colonel W.T. Bondurant Sr. Distinguished Humanitarian Award from the San Antonio Academy of Texas Alumni Council.

Romo received the prestigious 2013 Clark Kerr Award for Distinguished Leadership in Higher Education from the University of California, Berkeley. Created in 1968 as a tribute to UC President Emeritus Clark Kerr, previous winners include nuclear physicist Herbert Frank York and Supreme Court Chief Justice Earl Warren.

In March 2013, Romo received the Wheaton College Otis Social Justice Award in Boston for promoting social justice through education and public service. Established in 1959, previous winners include Eleanor Roosevelt (U.S. first lady and first chair of the U.N. Commission on Human Rights), Surgeon General C. Everett Koop, Texas writer Molly Ivins and Senator Edward Kennedy.

With a strong commitment to serve the community, Romo has served on a range of regional, national and international boards. He is vice chair of the Southwest Research Institute Board of Directors and on the boards of the American Council of Education, Philosophical Society of Texas, Humanities Texas, Austin Museum of Art and United States-Mexico Commission for Educational and Cultural Exchange (COMEXUS). In May 2011, President Barack Obama appointed Romo to the President's Advisory Commission on Educational Excellence for Hispanics.

Romo is married to Dr. Harriett Romo, a UTSA professor of sociology and director of the UTSA Mexico Center and the Bank of America Child and Adolescent Policy Research Institute (CAPRI). Both first-generation college graduates, the Romos have a son, Carlos, who earned degrees from Stanford University and the University of Texas School of Law. Their daughter, Anadelia, a graduate of Princeton University, received a doctoral degree from Harvard University and teaches at Texas State University.

The Romos are avid art collectors. Their private art collection is particularly strong in works on paper by Chicana/Chicano and U.S. Latino artists with a regional focus on Texas and the Southwest. The collection includes works by Luis Jimenez, Carmen Lomas Garza, Cesar Martinez and Vincent Valdez, as well as print suites from Self Help Graphics and Coronado Studio.

Recently, more than 60 prints from their collection were on display San Antonio's McNay Museum in an exhibit titled "Estampas de la Raza." The traveling exhibit portrays the Latino experience in the United States through the work of 44 Mexican-American and Latino artists. These amazing prints are now on view at the Albuquerque Museum of Art and will continue to the North Carolina Museum of Art in Raleigh, followed by the Vincent Price Art Museum in Los Angeles.

A talented photographer, Romo's photos have been included in numerous regional art exhibits including "Havana," a collection of photos taken in Cuba, and "South Africa," a selection of his photos taken on a trip to rural South Africa. His "Small Town Texas" exhibit was displayed at the UTSA Institute of Texan Cultures. An assortment of his photos was featured in China's most respected photography magazine, Popular Photography. Romo and four other Texas photographers showed their work in the exhibit "Infinite Horizons: Visions of Texas" as a Texas-China cultural exchange.



2014 UTSA FOOTBALL STAFF



Front Row (l-r): Assistant Coach Jeff Popovich, Assistant Coach Charlie Reeve, Defensive Coordinator Neal Neathery, Assistant Coach Polo Gutierrez, Head Coach Larry Coker, Assistant Coach Eric Roark, Assistant Coach Marquis Mosely, Assistant Coach Jim Marshall, Offensive Coordinator Kevin Brown, Assistant Coach Perry Eliano. **Back Row (l-r):** Graduate Assistant Coach Ryan Smith, Director of Operations Adam Cain, Graduate Assistant Coach Giovanni Vizza, Graduate Assistant Coach Jeremiah Moeller, Graduate Assistant Coach Benny Morrison, Head Strength & Conditioning Coach Charlie Dudley, Quality Control/Special Teams Eddie Benavidez, Assistant AD/Football Shane Elder.

HERE SINCE 2010 PRACTICE SEASON

The 18 players and eight staff members pictured below have been with the UTSA Football program since the 2010 practice season.



Front Row (l-r): Assistant AD/Football Shane Elder, Kam Jones, Crosby Adams III, Brandon Armstrong, Marcellus Mack, Head Coach Larry Coker, David Glasco II, Earon Holmes, Nic Johnston, Darrien Starling, Assistant Coach Eric Roark, Assistant Coach Polo Gutierrez. **Back Row (l-r):** Associate AD/Athletic Medicine Jerry Greeson, Assistant Athletic Trainer Rhodie Moss, Nate Shaw, Cody Rogers, Nate Leonard, Ferrington Macon, Richard Burge, Cody Harris, Scott Inskeep, Cole Hubble, Seth Grubb, Sean Ianno, Head Equipment Manager Mike Villa, Student Assistant John Roper.



MEET THE PLAYERS



MEET THE ROADRUNNERS



Crosby Adams III • #4
Cornerback • 5-9 • 180 • Sr.-3L
San Antonio, Texas (Roosevelt HS)

Junior (2013)

Appeared in all 12 games and started nine of those contests ... recorded career highs of 36 tackles (19 solos/17 assists) and nine pass breakups in addition to recovering a pair of fumbles and intercepting a pass against UAB (Oct. 26) ... also posted a career-best six stops against the Blazers.

Sophomore (2012)

Played in all 12 games with five starts ... registered 17 tackles (9 solos/8 solos), a pair of interceptions and a total of three pass breakups ... picks came at Georgia State (Sept. 15) and against McNeese State (Nov. 10) ... racked up a career-high four stops against the Cowboys.

Freshman (2011)

Saw action in all 10 contests and started the first two games ... recorded three tackles (2 solos/1 assist) and recovered a fumble in his first campaign ... had stops against Northeastern State (Sept. 3), McMurry (Sept. 10) and UC Davis (Oct. 15) ... his fumble recovery in the season opener was the first in program history ... redshirted in 2010.

Prior To UTSA

Three-time all-district performer ... racked up 44 tackles, three interceptions, eight pass breakups and three forced fumbles as a senior despite missing three games due to injury ... named second-team All-District 26-5A as a junior after posting 102 stops and three picks ... registered more than 230 tackles, nine INTs and 11 forced fumbles during his career ... coached by Neal LaHue ... also a four-time regional qualifier in track & field.

Personal

Born Dec. 25, 1991 ... son of Lashaun and Crosby Adams ... physical education major.

Career Statistics

Year	G/GS	TT (S/A)	TFLs (Yds)	Sacks	FF/FR	INT	PBU	BLK
2013	12/9	36 (19/17)	0.0 (0)	0.0	0/2	1	9	0
2012	12/5	17 (9/8)	0.0 (0)	0.0	0/0	2	3	0
2011	10/2	3 (2/1)	0.0 (0)	0.0	0/1	0	0	0
Total	34/16	56 (30/26)	0.0 (0)	0.0	0/3	3	12	0

Career Highs

Tackles: 6, vs. UAB (10/26/13)

Pass Breakups: 2 (2x), last vs. Louisiana Tech (11/30/13)



David Anzaldua • #73
Offensive Tackle • 6-6 • 330 • Fr.-HS
Edinburg, Texas (North HS)

Prior To UTSA

Earned honorable mention All-Class 5A, first-team All-Rio Grande Valley and first-team All-District 30-5A accolades as a senior ... helped the Cougars win 11 games and make a return trip to the third round of the playoffs that season ... helped pave the way for an offense that rushed for more than 2,000 yards ... a second-team all-district pick as a junior and honorable mention All-District 31-5A choice as a sophomore ... saw action on both sides of the ball at the beginning of his career ... coached by Roy Garza ... also played for the baseball, basketball and track & field teams.

Personal

Born June 21, 1996 ... son of Dolores and David Anzaldua ... kinesiology major.



Brandon Armstrong • #5
Running Back • 5-6 • 150 • Sr.-3L
San Antonio, Texas (Roosevelt HS)

Junior (2013)

Played in all 12 games and drew starts against Tulane (Nov. 9) and at North Texas (Nov. 23) ... rushed 31 times for 251 yards (8.1 avg.) and three touchdowns, including a 68-yarder against the Green Wave ... went on to run for a season-high 77 yards on just eight totes (9.6 avg.) in the 10-7 victory ... added 15 receptions for 172 yards (11.5 avg.) and a pair of scores, including a 51-yarder against UAB (Oct. 26) ... his average touchdown covered 41.6 yards.

Sophomore (2012)

Saw action in 10 contests ... missed the Northwestern Oklahoma State (Sept. 22) and New Mexico State (Sept. 29) outings due to injury ... recorded 97 rushing yards on 27 carries in addition to catching 12 passes for 83 yards ... also returned 10 kickoffs for 164 yards ... posted career highs of five kick returns for 91 yards at #22 Louisiana Tech (Nov. 3).

Freshman (2011)

Appeared in all 10 games and started three (Northeastern State/#16 Sam Houston State/Georgia State) ... rushed 25 times for 171 yards (6.8 avg.) and hauled in 11 passes for 109 yards ... also returned four kickoffs for 79 yards (all at Southern Utah/Sept. 17) and a pair of punts for 13 yards ... closed out the year with a 10-carry, 105-yard rushing performance against Minot State (Nov. 19) ... caught four passes for 41 yards against McMurry (Sept. 10) ... redshirted in 2010.

Prior To UTSA

A second-team *San Antonio Express-News* all-area selection and first-team All-District 26-5A performer as a senior ... ran for 3,860 yards and scored 47 TDs during his three-year career ... rushed for 1,174 yards and 13 TDs and added 14 receptions in 2009 ... earned first-team All-District 26-5A honors as a junior after rushing for 1,150 yards and 15 TDs on 173 carries ... also had 21 catches for 329 yards and three TDs ... netted 1,536 yards on 217 attempts and scored 19 times as a sophomore and was tabbed the San Antonio Area Newcomer of the Year ... coached by Neal LaHue.

Personal

Born June 25, 1990 ... son of Emma and Richard Telford ... has two daughters, Mya and Tamia ... multidisciplinary studies major.

Career Statistics

Year	G/GS	Rush-Yds	Avg.	TD	Long	Rec-Yds	Avg.	TD	Long
2013	12/2	31-251	8.1	3	68†	15-172	11.5	2	51†
2012	10/0	27-97	3.6	0	15	12-83	6.9	0	31†
2011	10/3	25-171	6.8	0	22	11-109	9.9	0	27
Total	32/5	83-519	6.3	3	68†	38-363	9.6	2	51†

Special Teams

Year	KR-Yds	Avg.	Long	PR-Yds	Avg.	Long
2013	0-0	—	—	0-0	—	—
2012	10-164	16.4	21	0-0	—	—
2011	4-79	19.8	30	2-13	6.5	12
Total	14-243	17.4	30	2-13	6.5	12

Career Highs

Rushing Attempts: 10, vs. Minot State (11/19/11)

Rushing Yards: 105, vs. Minot State (11/19/11)

Receptions: 4 (2x), last vs. Houston (9/28/13)

Receiving Yards: 41, vs. McMurry (9/10/11)

Kickoff Returns: 5, at #22 Louisiana Tech (11/3/12)

Kickoff Return Yards: 91, at #22 Louisiana Tech (11/3/12)



N'Keal Bailey • #14
Cornerback • 5-11 • 175 • Fr.-RS
Princeton, Texas (Princeton HS)

Freshman (2013)
 Redshirted.

Prior To UTSA

Versatile athlete who saw action at cornerback and wide receiver during his prep career ... caught 30 passes for 370 yards (12.3 avg.) and two touchdowns en route to second-team All-District 12-3A laurels as a senior ... added 99 rushing yards and a score on 13 carries, as well as 13 tackles, one sack and an interception that season ... also helped lead team to a 10-2 overall record and a berth in the 2012 UIL Class 3A Division I regional round ... a second-team All-District 11-3A selection at defensive back as a junior ... recorded 37 tackles (18 solos) and three interceptions in 2011 ... also hauled in 37 receptions for 448 yards (12.1 avg.) ... coached by Stacey Dillard ... an academic all-district honoree.

Personal

Born Sept. 24, 1994 ... son of Amy and Richard Bailey ... pre-engineering major.



Trevor Baker • #26
Cornerback • 6-2 • 195 • Jr.-RS
Prather, Calif. (Sierra HS/Fresno [Calif.] CC)

Junior (2013)
 Redshirted.

Prior To UTSA

Helped lead team to eight wins as a sophomore ... racked up 26 tackles, three interceptions and a blocked kick in 10 games of action ... appeared in six contests as a freshman and tallied 13 stops and a pick ... played wide receiver and defensive back in high school ... selected to play in the 25th annual North/South Rotary All-Star Game following his prep senior campaign ... helped lead team to eight wins that season and rushed for 381 yards and five TDs on 58 carries, added 10 receptions for 400 yards (40.0 avg.) and four other scores and registered 25 tackles, four interceptions and a fumble recovery ... added 23 catches for 355 yards (15.4 avg.) and four TDs, as well as 13 tackles and four picks as a junior.

Personal

Born Sept. 28, 1992 ... son of Cynthia and Marty Baker ... multidisciplinary studies major.



Kenny Bias • #81
Wide Receiver • 6-1 • 180 • Jr.-2L
San Antonio, Texas (Stevens HS)

• Program's all-time leader with 19.7 yards per reception

Sophomore (2013)

Big-play threat who saw action in all 12 contests and started at Marshall (Oct. 5) and against UAB (Oct. 26) ... posted 16 receptions for 335 yards (team-leading 20.9 avg.) and two touchdowns ... also rushed seven times for 45 yards (6.4 avg.) and a score ... had a career day in the home opener against #13 Oklahoma State (Sept. 7) by catching three passes for 96 yards and a pair of scores, including a 67-yarder, and added 24 yards on two carries and reached paydirt from six yards out ... had three catches for 50 yards at Arizona (Sept. 14) ... had two grabs for 54 yards against UAB.

Freshman (2012)

Appeared in nine games and drew a pair of starting assignments against Georgia State (Sept. 15) and Northwestern Oklahoma State (Sept. 22) ... did not play in the season opener at South Alabama (Sept. 1) and missed the Louisiana Tech (Nov. 3) and McNeese State (Nov. 10) contests due to injury ... caught 13 passes for 236 yards (18.2 avg.) and two touchdowns ... recorded career highs of four receptions for 94 yards against San Jose State (Oct. 20) ... added a pair of catches for 88 yards, including a program-record 82-yard score, in the WAC opener at New Mexico State (Sept. 29) ... his other TD was a 5-yard grab in the season finale against I-35 rival Texas State (Nov. 24) ... redshirted in 2011.

Prior To UTSA

Three-year starter who helped lead team to an 11-4 record and the Class 5A Division I state semifinals as a senior ... the 11 wins were a school record and it was the best playoff run in program history ... earned first-team 2010 All-District 27-5A honors after catching 25 passes for 307 yards (12.3 avg.) and a pair of touchdowns ... hauled in 17 passes for 347 yards (20.4 avg.) and three scores as a junior ... coached by Lee Bridges.

Personal

Born Feb. 13, 1993 ... son of Monique Nettels and Kenny Bias Sr. ... multidisciplinary studies major.

Career Statistics

Year	G/GS	Rec-Yds	Avg.	TD	Long	Rush-Yds	Avg.	TD	Long
2013	12/2	16-335	20.9	2	67†	7-45	6.4	1	18
2012	9/2	13-236	18.2	2	82†	1-8	8.0	0	8
Total	21/4	29-571	19.7	4	82†	8-53	6.6	1	18

Special Teams

Year	KR-Yds	Avg.	Long
2013	0-0	—	—
2012	3-20	6.7	9
Total	3-20	6.7	9

Career Highs

Receptions: 4, vs. San Jose State (10/20/12)
 Receiving Yards: 96, vs. #13 Oklahoma State (9/7/13)
 Receiving TDs: 2, vs. #13 Oklahoma State (9/7/13) ^
 Rushing Attempts: 2, vs. #13 Oklahoma State (9/7/13)
 Rushing Yards: 24, vs. #13 Oklahoma State (9/7/13)
 Kickoff Returns: 2, vs. Texas A&M-Commerce (9/8/12)
 ^ UTSA record



Blake Bogenschutz • #4
Quarterback • 6-1 • 180 • Fr.-HS
Carthage, Texas (Carthage HS)

Prior To UTSA

A 2013 *Dave Campbell's Texas Football* Top 300 selection ... won 35 games, including 11 in the postseason, as a starter during his three-year career ... threw 126 career touchdown passes, which is the fifth-most in state history, and his 9,569 passing yards stand 11th on the Lone Star State's all-time list ... owns every passing record in school annals ... helped lead the Bulldogs to a 15-1 record and the 2013 UIL Class 3A Division I State Championship where he was named the game's Offensive Most Valuable Player ... named first-team All-Class 3A, the East Texas Co-Offensive Player of the Year and District 20-3A Most Valuable Player after completing 231-of-391 passes for 4,003 yards and 57 scores (No. 5 state history) against just four interceptions as a senior ... helped guide the squad to 11 victories and a berth in the 2012 UIL Class 3A Division I semifinals as a junior ... threw for 2,870 yards and 40 TDs en route to District MVP laurels that season ... connected on 179-of-324 throws for 2,696 yards and 29 scores

— continued —



MEET THE ROADRUNNERS

Blake Bogenschutz (continued)

as a sophomore in leading the Bulldogs to nine wins ... coached by Scott Surratt ... also an All-East Texas baseball player (first base/pitcher) and academic all-state honoree who ranked at the top of his graduating class.

Personal

Born June 1, 1995 ... son of Shannon and Brian Bogenschutz ... pre-biology major.



Codie Brooks • #94
Defensive End • 6-1 • 250 • So.-1L
Seguin, Texas (Seguin HS)

- 2013 honorable mention All-Conference USA
- 2013 Conference USA All-Freshman Team

Freshman (2013)

Walk-on who earned honorable mention All-Conference USA laurels and also was named to the league's All-Freshman Team ... appeared in 11 games (five starts) in his first campaign ... had 34 tackles (18 solos/16 assists), a team-leading five sacks, four pass breakups and a fumble recovery ... registered a pair of sacks against #13 Oklahoma State (Sept. 7) and added two more at Marshall (Oct. 5) ... also recorded a season-high five stops, a pass breakup and his lone fumble recovery of the year against the Thundering Herd ... redshirted in 2012.

Prior To UTSA

A three-time all-area honoree ... earned second-team All-District 25-5A honors and tabbed the Matadors' Defensive MVP as a senior after recording 109 tackles, four sacks, three forced fumbles, nine pass breakups and a blocked field goal as a senior ... coached by Wayne Walker.

Personal

Born March 4, 1994 ... son of Tracy Engelmann ... kinesiology major.

Career Statistics

Year	G/GS	TT (S/A)	TFLs (Yds)	Sacks	FF/FR	INT	PBU	BLK
2013	11/5	34 (18/16)	5.0 (25)	5.0	0/1	0	4	0
Total	11/5	34 (18/16)	5.0 (25)	5.0	0/1	0	4	0

Career Highs

Tackles: 5 (2x), last at Tulsa (11/2/13)
Tackles For Loss: 2 (2x), last at Marshall (10/5/13)
Sacks: 2 (2x), last at Marshall (10/5/13)



Tevin Broussard • #23
Safety • 6-0 • 185 • Sr.-1L
Beaumont, Texas (Central HS/Blinn [Texas] JC)

Junior (2013)

Played in all 12 games, primarily on special teams ... registered 13 tackles (6 solos/7 assists) and a pass breakup in the season opener at New Mexico (Aug. 31) ... racked up a career-best five stops against UAB (Oct. 26).

Prior To UTSA

Signed National Letter of Intent in December 2012 and began attending classes at UTSA in Spring 2013 ... earned honorable mention All-Southwest Junior College Football Conference accolades as a sophomore ... started all 10 games and registered 76 tackles, including seven for loss, two interceptions, a pair of fumble recoveries and two forced fumbles ... a second-team all-league honoree as a redshirt freshman after helping lead the Buccaneers to a 9-2 record ... started all 10 games that year and racked

up 47 tackles, two TFLs, one interception and a fumble recovery ... garnered first-team All-District 20-4A laurels in 2009 as a prep senior.

Personal

Born March 10, 1992 ... son of Kara and Leonard Broussard ... has a son, Khalid ... criminal justice major.

Career Statistics

Year	G/GS	TT (S/A)	TFLs (Yds)	Sacks	FF/FR	INT	PBU	BLK
2013	12/0	13 (6/7)	0.0 (0)	0.0	0/0	0	1	0
Total	12/0	13 (6/7)	0.0 (0)	0.0	0/0	0	1	0

Career Highs

Tackles: 5, vs. UAB (10/26/13)



André Brown • #20
Defensive Back • 5-11 • 170 • Sr.-1L
Tampa, Fla. (Alonso HS/College of the Desert [Calif.])

Junior (2013)

Saw action in seven games and drew starts in the home opener against #13 Oklahoma State (Sept. 7) and again at Arizona (Sept. 14) ... missed five contests due to injury ... recorded nine tackles (8 solos/1 assist) and three pass breakups ... registered career bests of six tackles and a pair of PBUs against the Cowboys.

Prior To UTSA

Signed National Letter of Intent in December 2012 and began attending classes at UTSA in Spring 2013 ... saw action in eight games as a sophomore and racked up 33 tackles (22 solos/11 assists), three interceptions, eight pass breakups and a pair of blocked kicks ... that came on the heels of a freshman campaign that saw him appear in two contests at wide receiver ... graduated from high school in 2007.

Personal

Born Oct. 28, 1988 ... son of Jasmine Hyman and Leroy Brown ... has a son, André Brown Jr. ... multidisciplinary studies major.

Career Statistics

Year	G/GS	TT (S/A)	TFLs (Yds)	Sacks	FF/FR	INT	PBU	BLK
2013	7/2	9 (8/1)	0.0 (0)	0.0	0/0	0	3	0
Total	7/2	9 (8/1)	0.0 (0)	0.0	0/0	0	3	0

Career Highs

Tackles: 6, vs #13 Oklahoma State (9/7/13)
Pass Breakups: 2, vs #13 Oklahoma State (9/7/13)



Richard Burge • #61
Defensive Tackle • 6-3 • 290 • Sr.-3L
Houston, Texas (Stratford HS)

Junior (2013)

Played in all 12 contests and started nine ... second among defensive linemen with 38 tackles (14 solos/24 assists) ... added 2.5 TFLs, including a sack in the season opener at New Mexico (Aug. 31), and a pair of pass breakups ... had a season-best six stops at Marshall (Oct. 5).

Sophomore (2012)

Appeared in the final 11 games of the fall after missing the season opener at South Alabama (Sept. 1) ... recorded 31 tackles (9 solos/22 assists), five TFLs and a sack ... had a season-best five stops, including one for loss, at #22 Louisiana Tech (Nov. 3) and added a career-high two TFLs at Idaho (Nov. 17).



Freshman (2011)

Participated in all 10 tilts with nine starts ... registered 31 tackles (11 solos/20 assists), including 1.5 for loss ... also recorded a half sack and one pass breakup ... racked up a career-high seven stops (4 solos) and blocked a field goal at UC Davis (Oct. 15) ... had six tackles a week earlier at #16 Sam Houston State (Oct. 1) ... redshirted in 2010.

Prior To UTSA

Excellent technician who was a two-year starter ... showed tremendous development during his prep career ... a 2009 first-team District 18-5A selection ... registered 58 tackles and a pair of sacks as a senior ... won the Landrum Award, which is presented annually to the district's most valuable defensive lineman ... coached by Eliot Allen.

Personal

Born Feb. 23, 1992 ... son of Janice and Jimmy Burge ... brother, Jimmy, played defensive tackle at Missouri from 2009-12 ... business/entrepreneurship major.

Career Statistics

Year	G/GS	TT (S/A)	TFLs (Yds)	Sacks	FF/FR	INT	PBU	BLK
2013	12/9	38 (14/24)	2.5 (8)	1.0	0/0	0	2	0
2012	11/0	31 (9/22)	5.0 (12)	1.0	0/0	0	0	0
2011	10/9	31 (11/20)	1.5 (5)	0.5	0/0	0	1	1
Total	33/18	100 (34/66)	9.0 (25)	2.5	0/0	0	3	1

Career Highs

Tackles: 7, at UC Davis (10/15/11)
Tackles For Loss: 2, at Idaho (11/17/12)



Greg Campbell Jr. • #10
Wide Receiver • 6-1 • 195 • Fr.-HS
Humble, Texas (Atascocita HS)

Prior To UTSA

Versatile athlete who made a successful transition from receiver to quarterback as a senior ... named the District 13-5A Player of the Year after leading the Eagles to 10 victories and their first playoff berth in four seasons ... completed 190-of-300 passes for 2,570 yards and 26 touchdowns and added 1,470 rushing yards and 17 more scores on 200 carries ... also earned 2013 second-team All-Greater Houston accolades ... a first-team all-district receiver as a junior after catching 68 passes ... also saw time at defensive back during his prep career ... coached by Craig Stump ... an academic all-district selection.

Personal

Born Sept. 21, 1996 ... son of Niyoka and Greg Campbell Sr. ... kinesiology major.



Tucker Carter • #6
Quarterback • 6-3 • 220 • Sr.-SQ
Allen, Texas (Allen HS/Trinity Valley [Texas] CC)

Junior (2013)

Appeared in five games off the bench ... connected on 23-of-33 passes (69.7 percent) for 190 yards, including a 15-yard touchdown in the home opener against #13 Oklahoma State (Sept. 7) ... completed 6-of-9 throws for 61 yards in that contest ... was 7-for-8 for 49 yards against Houston (Sept. 28) ... redshirted in 2012.

Prior To UTSA

Tabbed the 2011 Southwest Junior College Football Conference Offensive Player of the Year ... completed 188-of-304 passes (61.8 percent) for 2,654 yards and 26 TDs ... added 334 yards and eight scores on the ground in leading team to an 8-3 record and No. 11 national ranking ... named NJCAA Offensive Player of the Week on Oct. 31, 2011, after accounting for 378 yards (336 pass/42 rush) and seven scores (4 rush/3 pass) in a 55-51 victory against Navarro College ... helped lead prep club to a 15-1 record and the 2008 Class 5A Division I State Championship, where he was tabbed the game's MVP ... coached by Tom Westerberg.

Personal

Born July 10, 1991 ... son of Mylinda and Mike Carter ... his father is the offensive line and strength & conditioning coach at Allen (Texas) High School ... multidisciplinary studies major.

Career Statistics

Year	G/GS	C-A-Yds	TD-INT	Long	Rush-Yds	Avg.	TD	Long
2013	5/0	23-33-190	1-2	20	7-(-1)	(-0.1)	0	5
Total	5/0	23-33-190	1-2	20	7-(-1)	(-0.1)	0	5

Career Highs

Passing Completions: 7, vs. Houston (9/28/13)
Passing Attempts: 9, vs. #13 Oklahoma State (9/7/13)
Passing Yards: 61, vs. #13 Oklahoma State (9/7/13)
Rushing Attempts: 3 (2x), last vs. Louisiana Tech (11/30/13)



William Cavanaugh • #63
Offensive Guard/Center • 6-1 • 300 • Jr.-1L
New Braunfels, Texas (Canyon HS)

Sophomore (2013)

Played in 11 games and started the final nine at guard ... accumulated 44 knockdown blocks, including a career-high eight in the program's inaugural Conference USA contest at UTEP (Sept. 21) ... graded out at 79 percent ... a key part of an offensive line that did not commit a holding penalty during the season ... helped the offense average 25.6 points, 417.8 total yards (175.4 rush/242.4 pass), 21.9 first downs and 32:24 possession time per outing.

Freshman (2012)

Saw limited action in two games and graded out at 77 percent ... played the final 10 snaps at Georgia State (Sept. 15) and 38 more against Northwestern Oklahoma State (Sept. 22) ... graduated from high school early and began attending classes at UTSA in the spring.

Prior To UTSA

Earned 2011 all-area honors from the *San Antonio Express-News* and also was a second-team All-District 27-4A selection at both center and defensive line as a senior ... garnered second-team all-district laurels on offense as a junior ... helped lead team to the playoffs in each of his final two seasons ... coached by Matt Elliott.

Personal

Born Jan. 25, 1994 ... son of Mandy Cavanaugh and Bill and Charlotte Cavanaugh ... business/entrepreneurship major.



MEET THE ROADRUNNERS



Justin Chavez • #30
Safety • 5-10 • 195 • Fr.-RS
Irving, Texas (MacArthur HS)

Freshman (2013)
Redshirted.

Prior To UTSA

Speedy, dual-threat prep quarterback who also saw time at running back and wide receiver during his high school career ... missed the 2012 season due to injury ... completed 56-of-115 passes for 806 yards and nine touchdowns in addition to rushing for 837 yards and a dozen scores as a junior ... coached by Brian Basil.

Personal

Born Nov. 3, 1994 ... son of Annette Chavez ... kinesiology major.



Cody Cole • #71
Offensive Guard • 6-5 • 290 • So.-1L
Fort Myers, Fla. (Bishop Verot HS)

Freshman (2013)
Came off the bench in eight games at tackle ... played 51 snaps, including a season-high 12 against UAB (Oct. 26), and graded out at 82 percent ... added three pancakes ... redshirted in 2012.

Prior To UTSA

Two-year starter along the offensive line (one at guard/one at tackle) ... a second-team *Fort Myers The News-Press* all-area pick as a senior ... also selected to play in the 23rd Annual John Carrigan Rotary South All-Star Classic.

Personal

Born Oct. 9, 1993 ... son of Jessica and Dale Cole ... economics major.



Treston Coleman • #44
Running Back • 5-10 • 240 • So.-SQ
Frankston, Texas (Frankston HS)

Freshman (2013)
Did not play after redshirting in 2012.

Prior To UTSA

Earned first-team Class 2A all-state, second-team All-East Texas and District 9-2A Offensive Most Valuable Player honors as a senior after rushing for a school-record 2,096 yards and 28 touchdowns in 11 games of action ... also racked up 392 receiving yards and three scores ... a first-team all-district selection as a junior ... rushed 153 times for 1,428 yards (9.3 avg.) and 15 TDs and also caught 13 passes for 242 yards (18.6 avg.) and two more scores in 2010 ... toted the ball 94 times for 594 yards and one TD as a sophomore ... coached by Sam Wells ... also lettered in basketball and track & field.

Personal

Born Sept. 10, 1993 ... son of Shirley Hatton and Reggie Coleman ... multidisciplinary studies major.



Triston Crossland • #23
Tight End • 6-3 • 220 • Fr.-HS
Corpus Christi, Texas (Calallen HS)

Prior To UTSA

Saw action at receiver, tight end and linebacker during his prep career ... hauled in 30 receptions for 552 yards and seven touchdowns en route to first-team All-District 30-4A and Most Valuable Receiver accolades as a senior ... team won 11 games and advanced to the Class 4A Division II region final that year ... earned second-team All-District 30-4A honors as a junior after catching 32 passes for 459 yards and three scores ... helped lead the squad to nine wins in 2012 ... coached by Phil Danaher ... an academic all-district honoree.

Personal

Born Aug. 28, 1995 ... undeclared major.



Marcos Curry • #53
Linebacker • 5-11 • 210 • Fr.-RS
Round Rock, Texas (Stony Point HS)

Freshman (2013)
Redshirted.

Prior To UTSA

A three-time first-team All-District 16-5A selection ... tallied 84 tackles, including four for loss and a sack, two fumble recoveries and a forced fumble during his senior season ... named to the *Austin American-Statesman's* All-Central Texas team and also was the District 16-5A Defensive Most Valuable Player as a junior after registering 122 tackles ... helped lead team to a 14-1 record and a spot in the 2010 UIL Class 5A Division I state semifinals as a sophomore ... racked up 136 stops on his way to all-district laurels that season ... coached by Craig Chessher.

Personal

Born Aug. 5, 1994 ... son of Tangela Scroggins ... kinesiology major.



Chase Dahlquist • #33
Safety • 6-0 • 190 • So.-1L
Tulsa, Okla. (Union HS)

Freshman (2013)
Played in nine games and drew his lone start at North Texas (Nov. 23) ... collected 18 tackles (8 solos/10 assists), including a career-high five in his season debut against #13 Oklahoma State (Sept. 7) ... added four stops in the program's inaugural Conference USA contest at UTEP (Sept. 21).

Prior To UTSA

UTSA's first-ever player from the state of Oklahoma ... helped lead team to a pair of Oklahoma Class 6A State Championships during his career ... squad won 10 games and reached the Oklahoma Class 6A semifinals in 2012 ... earned honorable mention all-state and All-Tulsa metro honors as a senior after posting 99 tackles, six of which went for loss, one sack, four pass breakups, a pair of interceptions (one TD return) and a forced fumble ... helped lead team to a 14-1 record and the Oklahoma Class 6A State Championships as a junior ... recorded 71 stops, including eight for loss, five pass breakups, two picks and a forced fumble that season ... also returned eight punts for 82 yards (10.3 avg.) ... squad went 13-1 en route to the 2010 state title ... coached by Kirk Fridrich.

Personal

Born Aug. 29, 1994 ... son of Terri and Craig Dahlquist ... father played at Tulsa from 1985-86 ... communications major.



Career Statistics

Year	G/GS	TT (S/A)	TFLs (Yds)	Sacks	FF/FR	INT	PBU	BLK
2013	9/1	18 (8/10)	0.5 (-1)	0.0	0/0	0	0	0
Total	9/1	18 (8/10)	0.5 (-1)	0.0	0/0	0	0	0

Career Statistics

Tackles: 5, vs. #13 Oklahoma State (9/7/13)



Reed Darragh • #74
Offensive Tackle • 6-4 • 290 • Fr.-RS
Buda, Texas (Hays HS)

Freshman (2013)

Redshirted.

Prior To UTSA

Intelligent leader who saw action at tight end before making the move to the interior line prior to his junior campaign ... earned first-team Class 4A all-state and first-team All-Central Texas (*Austin American-Statesman*) honors and was the District 27-4A Most Valuable Lineman as a senior ... recorded 114 pancake blocks, did not allow a sack and helped lead the offense to 38 points and 437 total yards per game that season ... an all-district choice his final two seasons ... coached by Blake Feldt.

Personal

Born Feb. 7, 1995 ... son of Raena and Jared LaFont ... psychology major.



Marcus Davenport • #93
Defensive End • 6-6 • 215 • Fr.-HS
San Antonio, Texas (Stevens HS)

Prior To UTSA

A first-team All-District 27-5A performer who recorded 73 tackles, including 10 for loss, six sacks and a half dozen pass breakups as a senior ... earned second-team all-district honors as a junior after racking up 42 stops ... coached by Darryl Hemphill ... also an area qualifier in the 1,600m relay and shot put along with playing for the basketball team.

Personal

Born Sept. 4, 1996 ... son of Ronnetta and Ron Davenport ... kinesiology major.



Drew Douglas • #32
Linebacker • 6-1 • 230 • Jr.-1L
Garland, Texas (Sachse HS)

Sophomore (2013)

Played in all 12 games and started 11 ... registered 69 tackles (23 solos/46 assists), including two for loss and a sack against Tulane (Nov. 9) ... posted a career-best 11 stops in the program's inaugural Conference USA contest at UTEP (Sept. 21) ... also had nine-tackle performances against UAB (Oct. 26) and the Green Wave.

Freshman (2012)

Appeared in six contests and racked up 20 tackles (4 solos/16 assists), including a career-high eight against Northwestern Oklahoma State (Sept. 22) ... also had 1.5 TFLs ... added a half dozen stops in the season opener at South Alabama (Sept. 1) ... redshirted in 2011.

Prior To UTSA

A three-year starter who earned 2010 first-team All-District 10-5A honors after racking up 43 tackles and a sack as a senior captain ... garnered second-team all-district accolades at defensive end after collecting 88 stops, including 14 for loss, as a junior ... coached by Mark Behrens.

Personal

Born Oct. 2, 1992 ... son of Jill and Paul Douglas ... business major.

Career Statistics

Year	G/GS	TT (S/A)	TFLs (Yds)	Sacks	FF/FR	INT	PBU	BLK
2013	12/11	69 (23/46)	2.0 (4)	1.0	0/0	0	0	0
2012	6/0	20 (4/16)	1.5 (7)	0.0	0/0	0	0	0
Total	18/11	89 (27/62)	3.5 (11)	1.0	0/0	0	0	0

Career Highs

Tackles: 11, vs. UTEP (9/21/13)



Stanley Dye Jr. • #3
Cornerback • 5-10 • 170 • Fr.-HS
Orange Park, Fla. (Ridgeview HS)

Prior To UTSA

Speedy athlete who showed game-changing ability at the prep level ... team captain who played receiver and free safety during his career and scored 19 total touchdowns his final two seasons ... a second-team All-Class 5A and All-First Coast (*Florida Times-Union*) and first-team all-district and All-North Atlantic Conference selection as a senior ... caught 25 passes for 574 yards and eight touchdowns and also picked off three passes that season ... coached by Tom McPherson ... also a three-time regional qualifier in track & field who holds the school's 100 meter dash record ... an honor roll student.

Personal

Born April 15, 1996 ... son of Theresa and Stanley Dye ... pre-business major.



Justyn Eddins • #45
Defensive End • 6-3 • 250 • Jr.-RS
Newhall, Calif. (Hart HS/College of the Canyons [Calif.])

Junior (2013)

Redshirted.

Prior To UTSA

A second-team All-Northern Conference selection as a sophomore ... had 41 tackles, including 5.5 for loss and 2.5 sacks, and a pair of pass breakups in eight games ... recorded 19 stops, five of which were behind the line of scrimmage, and 3.5 sacks during his freshman campaign ... played defensive end and wide receiver during his prep career ... registered 54 tackles, a half dozen sacks, an interception and one fumble recovery en route to first-team All-Foothill Conference honors his senior season ... also caught five passes for 84 yards (16.8 avg.) and a touchdown that year.

Personal

Born May 5, 1993 ... son of Genetha and Lance Eddins ... multidisciplinary studies major.



MEET THE ROADRUNNERS



Michael Egwuagu • #8
Safety • 6-0 • 215 • So.-1L
Pflugerville, Texas (Connally HS)

Freshman (2013)

Played in 10 games in his inaugural campaign ... recorded 25 tackles (15 solos/10 assists), three of which went for loss ... also intercepted a pass in the season finale against Louisiana Tech (Nov. 30) and recovered a fumble at Arizona (Sept. 14) ... had a pair of four-stop efforts against UAB (Oct. 26) and at Tulsa (Nov. 2).

Prior To UTSA

Prep linebacker who was a 2012 *Dave Campbell's Texas Football* Top 300 selection ... earned first-team All-District 17-4A and second-team All-Central Texas (*Austin American-Statesman*) honors as a senior ... registered 90 tackles and forced eight fumbles that season ... tabbed third-team All-Central Texas and the District 16-4A Defensive MVP after racking up 85 stops, eight sacks and seven fumbles as a junior ... coached by Howard McMahan.

Personal

Born Nov. 28, 1994 ... son of Olga Egwuagu ... brother, Martin, played football at Texas from 2005-08 ... cousin, IK Enemkpali, played defensive end at Louisiana Tech from 2010-13 and was a 2014 sixth-round NFL Draft pick of the New York Jets ... pre-business major.

Career Statistics

Year	G/GS	TT (S/A)	TFLs (Yds)	Sacks	FF/FR	INT	PBU	BLK
2013	10/0	25 (15/10)	3.0 (4)	0.0	0/1	1	2	0
Total	10/0	25 (15/10)	3.0 (4)	0.0	0/1	1	2	0

Career Highs

Tackles: 4 (2x), last at Tulsa (11/2/13)



Brandon Freeman • #84
Wide Receiver • 5-10 • 180 • Sr.-3L
Cameron, Texas (Yoe HS/New Mexico State)

Junior (2013)

Saw action in all 12 contests and drew starts in eight of them ... caught 24 passes (second on team) for 255 yards (10.6 avg.) ... had a career-high six receptions for 57 yards at Arizona (Sept. 14) ... had a season-long 53-yard catch in the program's inaugural Conference USA tilt at UTEP (Sept. 21), which was was the fourth 50-yard reception of his career.

Sophomore (2012)

Played in eight games and drew starts in the opening two tilts of the campaign (at South Alabama/vs. Texas A&M-Commerce) ... missed the New Mexico State (Sept. 29), Rice (Oct. 13), San Jose State (Oct. 20) and Utah State (Oct. 27) contests due to injury ... caught nine passes for 196 yards and led the squad with an average of 21.8 per reception ... hauled in a pair of passes in three separate outings and posted a season-high 56 yards at Idaho (Nov. 17) ... added 54 in the home opener against Texas A&M-Commerce (Sept. 8).

Freshman (2011)

Played in all 10 games and drew nine starts ... caught 30 passes for 419 yards (both second on the squad) and a team-leading four touchdowns ... average TD catch covered 42 yards ... recorded five receptions for a season-best 108 yards, including a 59-yard TD, at UC Davis (Oct. 15) ... hauled in two passes for 75 yards, including a 63-yard score, against Bacone (Sept. 24) ... wrapped up year with five catches for 58 yards and a 33-yard TD against Minot State (Nov. 19) ... joined UTSA as a walk-on in Spring 2011 after redshirting the 2010 campaign at New Mexico State.

Prior To UTSA

Originally attended New Mexico State but transferred after the Fall 2010 semester ... a three-time prep first-team all-district selection ... caught 36 passes for 568 yards and seven touchdowns as a senior ... registered 590 yards and six scores in 2008... hauled in 44 balls for 385 yards and three TDs as a sophomore ... also an academic all-state honoree ... coached by Rick Rhoades.

Personal

Born Feb. 27, 1992 ... son of Melanie and Kevin Freeman ... has a daughter, Kylee ... physical education major.

Career Statistics

Year	G/GS	Rec-Yds	Avg.	TD	Long
2013	12/8	24-255	10.6	0	53
2012	8/2	9-196	21.8	0	50
2011	10/9	30-419	14.0	4	63+
Total	30/19	63-840	13.3	4	63+

Career Highs

Receptions: 6, at Arizona (9/14/13)
Receiving Yards: 108, at UC Davis (10/15/11)



Nate Gaines • #11
Safety • 6-2 • 175 • Fr.-HS
Mesquite, Texas (Poteet HS)

Prior To UTSA

Two-way player who saw action at both safety and receiver at the prep level ... earned first-team All-District 10-4A honors his final two seasons ... helped lead the team to 23 victories during his final two campaigns ... registered 73 tackles and a sack to go along with five interceptions and a team-high 13 pass breakups as a senior, as the Pirates won 12 games and advanced to the regional final for the third time in four years ... recorded 48 stops and nine interceptions and added 51 receptions for 918 yards and nine touchdowns as a junior, as the squad won 11 contests and advanced to the regional final ... coached by Kody Groves ... an honorable mention academic all-state selection as a senior ... also played for the basketball team.

Personal

Born Sept. 22, 1995 ... son of Jayneen and Raffaele Gaines ... criminal justice major.



David Glasco II • #11
Running Back • 5-10 • 205 • Sr.-3L
San Antonio, Texas (Wagner HS)

- Program's all-time leading rusher (1,182 yards) and ranks second in rushing attempts (250) and rushing touchdowns (15)
- Also second in school history in total TDs (17) and third in total points (104)

Junior (2013)

Played in 10 contests with eight starting assignments ... missed two outings late in the season due to injury ... ran 95 times for 496 yards (5.2 avg.) and five touchdowns ... added a pair of receptions for 12 yards, including an 8-yard TD in the season opener at New Mexico (Aug. 31) ... had a program-record 135 rushing yards on 21 carries, including a 47-yarder, at Tulsa (Nov. 2) ... eclipsed 70 yards in three other outings ... ran for 78 yards on 14 carries and a TD against Rice (Oct. 12) ... recorded a 73-yard performance on 11 totes against UAB (Oct. 26) ... rushed 10 times for 70 yards and scored from four yards out at Arizona (Sept. 14).



Sophomore (2012)

Team captain started all 12 games and posted team highs of 111 rushing attempts for 537 yards (4.8 avg.) ... also scored five touchdowns on the ground ... added 11 receptions for 72 yards and another score ... opened the season with career bests of 70 rushing yards and three catches at South Alabama (Sept. 1) ... scored a pair of TDs in the home opener against Texas A&M-Commerce (Sept. 8) and again two games later against Northwestern Oklahoma State (Sept. 22) ... caught two passes for a career-high 41 yards at Rice (Oct. 13).

Freshman (2011)

Saw action in all 10 contests with eight starts ... carried the ball 44 times for 149 yards and caught two passes for seven yards ... reached paydirt a team-leading five times, including once in each of the first four games ... rushed for 50 yards and a score on 10 carries against McMurry (Sept. 10) ... redshirted in 2010.

Prior To UTSA

A three-year prep starter who racked up 4,096 rushing yards and 37 TDs during his career ... earned second-team Class 5A all-state and first-team *San Antonio Express-News* all-area accolades as a senior ... also named the District 27-5A Offensive Most Valuable Player and played in the THSCA All-Star Game ... ran for 1,902 yards and 19 TDs on 248 carries in 2009 ... earned second-team all-area and first-team All-District 27-5A accolades as a junior after running for 1,477 yards and 15 TDs in helping team reach the playoffs for the first time in school history ... rushed for 717 yards and scored three TDs on 130 totes as a sophomore ... coached by Pete Gibbens ... a cum laude graduate.

Personal

Born Sept. 11, 1991 ... son of Taffi and David Glasco ... advertising/public relations major.

Career Statistics

Year	G/GS	Rush-Yds	Avg.	TD	Long	Rec-Yds	Avg.	TD	Long
2013	10/8	95-496	5.2	5	47	2-12	6.0	1	8t
2012	12/12	111-537	4.8	5	51	11-72	6.5	1	36t
2011	10/8	44-149	3.4	5	18	2-7	3.5	0	5
Total	32/28	250-1,182	4.7	15	51	15-91	6.1	2	36t

Career Highs

Rushing Attempts: 21, at Tulsa (11/2/13)
 Rushing Yards: 135, at Tulsa (11/2/13) ^
 Rushing TDs: 2 (2x), last vs. Northwestern Oklahoma State (9/22/12)
 Receptions: 3, at South Alabama (9/1/12)
 Receiving Yards: 41, at Rice (10/13/12)
 ^ UTSA record



Jordan Gray • #70
Offensive Tackle • 6-2 • 260 • Jr.-1L
Fort Worth, Texas (Trimble Tech HS)

Sophomore (2013)

Played in 10 games after making the move from tight end to tackle ... drew starts in the opening two tilts of the year at New Mexico (Aug. 31) and against #13 Oklahoma State (Sept. 7) and later in the season at Tulsa (Nov. 2) ... recorded 10 knockdown blocks and graded out at 76 percent in 254 snaps of action ... part of an offensive line that did not commit a holding penalty ... helped the offense average 25.6 points, 417.8 total yards (175.4 rush/242.4 pass), 21.9 first downs and 32:24 possession time per outing.

Freshman (2012)

Saw action in a half dozen outings, primarily on special teams ... also saw limited action at tight end ... enrolled at UTSA in Spring 2012 after sitting out 2011 campaign as a greyshirt.

Prior To UTSA

First Division I signee from his high school in a decade ... played quarterback during his final season in 2010 after lining up at tight end as a junior and wide receiver as a sophomore ... passed for 1,008 yards and added 787 more on the ground as a senior ... tall, strong and athletic target who caught 15 touchdowns during the first two years of his career ... recorded 29 receptions for 368 yards and eight touchdowns en route to 2009 first-team All-District 7-4A honors ... tabbed the District 7-4A Newcomer of the Year as a sophomore after hauling in 47 passes for 624 yards and seven scores ... coached by John Naylor and David Poggensee.

Personal

Born Dec. 4, 1992 ... son of Alexandria Griffin and Jerald Gray ... sociology major.



Aaron Grubb • #88
Wide Receiver • 5-8 • 170 • Jr.-2L
La Vernia, Texas (La Vernia HS)

Sophomore (2013)

Played in 11 contests, including a start at Tulsa (Nov. 2) ... missed the Arizona (Sept. 14) contest due to injury ... caught 18 passes for 218 yards (12.1 avg.), including a 15-yard touchdown in the home opener against #13 Oklahoma State (Sept. 7) ... also rushed seven times for 72 yards (10.3 avg.) and returned one kickoff for 18 yards at Tulsa (Nov. 2) ... had season highs of four receptions for 42 yards at North Texas (Nov. 23) ... hauled in a 40-yard pass in the season finale against Louisiana Tech (Nov. 30) and ripped off a career-long 29-yard rush at Marshall (Oct. 5).

Freshman (2012)

Walk-on who appeared in the first 10 games before sitting out the last two due to injury ... recorded 11 receptions for 143 yards (13.0 avg.), including a 5-yard touchdown at Georgia State (Sept. 15) ... also ran two times for 15 yards ... returned four punts for 57 yards (14.2 avg.), including a 54-yarder against Northwestern Oklahoma State (Sept. 22), and added four kickoff returns for 75 yards (18.8 avg.) ... caught a career-high three passes at New Mexico State (Sept. 29) ... posted a career-best 48 receiving yards against Utah State (Oct. 27), including a season-long 44-yarder.

Prior To UTSA

Played running back, wide receiver and defensive back for Bo Robinson ... helped lead team to a berth in the UIL 3A Division I state quarterfinals as a senior ... a second-team all-area (*San Antonio Express-News*) safety and first-team All-District 28-3A running back that season ... earned second-team all-district accolades at wideout as a junior and first-team laurels at safety the previous year ... also an all-district basketball player.

Personal

Born March 4, 1993 ... son of Dana and Scott Grubb ... brother, Seth, is a senior wide receiver for the Roadrunners ... exercise science major.

— continued —



MEET THE ROADRUNNERS

Aaron Grubb (continued)

Career Statistics

Year	G/GS	Rec-Yds	Avg.	TD	Long	Rush-Yds	Avg.	TD	Long
2013	11/1	18-218	12.1	1	40	7-72	10.3	0	29
2012	10/0	11-143	13.0	1	44	2-15	7.5	0	16
Total	21/1	29-361	12.4	2	44	9-87	9.7	0	29

Special Teams

Year	KR-Yds	Avg.	Long	PR-Yds	Avg.	Long
2013	1-18	18.0	18	0-0	—	—
2012	4-75	18.8	27	4-57	14.2	54
Total	5-93	18.6	27	4-57	14.3	54

Career Highs

Receptions: 4, at North Texas (11/23/13)
 Receiving Yards: 48, vs. Utah State (10/27/12)
 Rushing Attempts: 3, vs. #13 Oklahoma State (9/7/13)
 Rushing Yards: 29, at Marshall (10/5/13)
 Kickoff Returns: 3, at #22 Louisiana Tech (11/3/12)
 Kickoff Return Yards: 56, at #22 Louisiana Tech (11/3/12)
 Punt Returns: 2, vs. Northwestern Oklahoma State (9/22/12)
 Punt Return Yards: 56, vs. Northwestern Oklahoma State (9/22/12)



Seth Grubb • #86
Wide Receiver • 5-9 • 185 • Sr.-3L
La Vernia, Texas (La Vernia HS)

Junior (2013)

Played in all 12 contests, including a start at Marshall (Oct. 5) ... had a career year with 14 receptions for 228 yards (16.3 avg.) ... added a 23-yard rush against Rice (Oct. 12) ... his career-long 62-yard catch and run late in the fourth quarter against Tulane (Nov. 9) set up Sean Ianno's game-winning 34-yard field goal ... had a career-high three catches against Houston (Sept. 28) ... also served as the team's PAT/FG holder.

Sophomore (2012)

Appeared in all 12 games, primarily as the squad's PAT/FG holder ... caught a pair of passes for 17 yards and rushed twice for another 23 ... recorded career longs of 18 yards both on the ground (at South Alabama/Sept. 1) and air (vs. McNeese State/Nov. 10).

Freshman (2011)

Saw action in all 10 games, primarily on special teams ... served as team's PAT/FG holder and returned three kickoffs for 57 yards ... redshirted in 2010.

Prior To UTSA

Starred at multiple positions during his prep career ... earned second-team All-District 27-3A accolades at quarterback as a senior ... a first-team all-district choice after passing for 1,257 yards and rushing for another 940 as a junior ... a first-team All-District 26-3A honoree at wide receiver as a sophomore ... coached by Bo Robinson ... also garnered all-district laurels in basketball.

Personal

Born May 27, 1991 ... son of Dana and Scott Grubb ... brother, Aaron, is a junior wide receiver for the Roadrunners ... exercise science major.

Career Statistics

Year	G/GS	Rec-Yds	Avg.	TD	Long	Rush-Yds	Avg.	TD	Long
2013	12/1	14-228	16.3	0	62	1-23	23.0	0	23
2012	12/0	2-17	8.5	0	18	2-23	11.5	0	18
2011	10/0	0-0	—	0	—	0-0	—	0	—
Total	34/1	16-245	15.3	0	62	3-46	15.3	0	23

Special Teams

Year	KR-Yds	Avg.	Long
2013	0-0	—	—
2012	0-0	—	—
2011	3-57	19.0	20
Total	3-57	19.0	20

Career Highs

Receptions: 3, vs. Houston (9/28/13)
 Receiving Yards: 62, vs. Tulane (11/5/13)
 Rushing Yards: 23, vs. Rice (10/12/13)
 Kickoff Returns: 2, at UC Davis (10/15/11)
 Kickoff Return Yards: 37, at UC Davis (10/15/11)



Cody Harris • #68
Offensive Tackle • 6-5 • 300 • Sr.-3L
Spring Branch, Texas (Smithson Valley HS)

- Preseason first-team All-Conference USA (Athlon Sports)
- 2013 honorable mention All-Conference USA
- Has started 24 consecutive games entering his final season

Junior (2013)

Started all 12 contests and earned honorable mention All-Conference USA accolades ... graded out at a team-high 85 percent and racked up 41 knockdown blocks, including a season-best seven at Arizona (Sept. 14) ... a key part of an offensive line that did not commit a holding penalty during the season ... helped the offense average 25.6 points, 417.8 total yards (175.4 rush/242.4 pass), 21.9 first downs and 32:24 possession time per outing.

Sophomore (2012)

Started all 12 games (7 at tackle/5 at guard) ... second among UTSA's linemen with 39 pancakes, including a season-best nine at New Mexico State (Sept. 29) and again against I-35 rival Texas State (Nov. 24) ... graded out at a team-leading 84 percent for an offense that averaged 31.2 points, 390.2 total yards (159.2 rush/231 pass) and 31:45 possession time per outing ... integral part of an offensive line that surrendered just seven sacks, which was tied for the second-lowest total in the nation.

Freshman (2011)

Saw action in all 10 games ... started the first eight contests at right tackle before an injury slowed him in the final two outings ... offense averaged 26.6 points, 364.5 total yards (144.8 rush/219.7 pass) and 20 first downs per outing ... team rushed for a season-best 289 yards on 39 carries (7.4 avg.) against Minot State (Nov. 19) ... redshirted in 2010.

Prior To UTSA

A second-team All-District 26-5A selection as a senior ... averaged more than six pancake blocks per game and did not allow a sack that season ... missed his junior campaign due to injury ... an academic all-state and all-district choice ... coached by Larry Hill.

Personal

Born July 11, 1991 ... son of Wendy and Gerald Harris ... business management major.



Kenny Harrison • #18
Wide Receiver • 5-9 • 165 • Sr.-3L
Linden, Texas (Linden-Kildare HS)

- Preseason All-Conference USA punt returner (league coaches)
- The nation's second-leading punt returner as a sophomore (17.3 avg.)
- Two-time Western Athletic Conference Special Teams Player of the Week in 2012 (Sept. 17/Nov. 26)
- Program's career leader in kickoff (25.3 avg.) and punt returns (13.6 avg.)

Junior (2013)

Appeared in all 12 games with starts at Arizona (Sept. 14), Marshall (Oct. 5) and North Texas (Nov. 23) ... hauled in 23 passes for 201 yards (8.7 avg.), including a long of 35 in the home opener against #13 Oklahoma State (Sept. 7) ... also returned seven punts for 51 yards (7.3 avg.) with a long of 62 against the Cowboys ... recorded four receptions for a career-best 61 yards against OSU.

Sophomore (2012)

Played in 10 contests and started at Georgia State (Sept. 15) ... missed the Utah State (Oct. 27) and Louisiana Tech (Nov. 3) games due to injury ... finished second in the Football Bowl Subdivision with his 17.3 punt return average ... a two-time WAC Special Teams Player of the Week honoree ... returned 12 punts for 208 yards, including a program-record 79-yard touchdown against I-35 rival Texas State (Nov. 24), and earned the league's weekly award ... added a 54-yarder against Northwestern Oklahoma State (Sept. 22) ... returned three kickoffs for 111 yards, including a school-record 84-yarder at Georgia State en route to WAC Player of the Week laurels ... finished the year with a 23.3 kickoff return average (14 for 326 yards) ... added 19 receptions for 124 yards and a pair of scores on offense.

Freshman (2011)

Saw action in all 10 games with a pair of starts (vs. South Alabama/Georgia State) ... racked up 28 receptions for 209 yards and a touchdown ... also rushed nine times for 61 yards ... returned 19 kickoffs for 510 yards (26.8 avg.) and broke off three returns of at least 40 yards ... second on the squad with 780 all-purpose yards ... recorded a career-high six catches and returned four kickoffs for 111 yards at UC Davis (Oct. 15) ... registered 51 receiving yards against Bacone (Sept. 24) ... rushed for season-best 36 yards on just three carries against South Alabama (Oct. 8).

Prior To UTSA

A dual-threat quarterback who was named the 2010 District 8-2A Offensive Most Valuable Player ... also a first-team all-district punt returner as a senior ... recorded 3,278 total yards and accounted for a combined 44 touchdowns that year ... passed for 1,891 yards and 21 scores and added 1,387 yards and 18 TDs on the ground ... also intercepted five passes, two of which resulted in pick-sixes, and returned three punts to paydirt ... earned honorable mention All-East Texas and first-team All-District 17-2A accolades as a junior after rushing for 951 yards (7.3 avg.) and 12 touchdowns on 131 attempts and passing for another 1,356 ... coached by Jerry Bennett.

Personal

Born Nov. 7, 1992 ... son of Terrice Augustus and Kenny Harrison Sr. ... multidisciplinary studies major.

Career Statistics

Year	G/GS	Rec-Yds	Avg.	TD	Long	Rush-Yds	Avg.	TD	Long
2013	12/3	23-201	8.7	0	35	1-3	3.0	0	3
2012	10/1	19-124	6.5	2	16	0-0	—	0	—
2011	10/2	28-209	7.5	1	28	9-61	6.8	0	18
Total	32/6	70-534	7.6	3	35	10-64	6.4	0	18

Special Teams	KR-Yds	Avg.	Long	PR-Yds	Avg.	TD	Long
2013	0-0	—	—	7-51	7.3	0	62
2012	14-326	23.3	84	12-208	17.3	1	79t
2011	19-510	26.8	41	0-0	—	0	—
Total	33-836	25.3	84	19-259	13.6	1	79t

Career Highs

- Receptions: 6, at UC Davis (10/15/11)
 - Receiving Yards: 61, vs. #13 Oklahoma State (9/7/13)
 - Rushing Attempts: 3, vs. South Alabama (10/8/11)
 - Rushing Yards: 36, vs. South Alabama (10/8/11)
 - Kickoff Returns: 6, vs. San Jose State (10/20/12)
 - Kickoff Return Yards: 111 (2x), last at Georgia State (9/15/12)
 - Punt Returns: 3, vs. Northwestern Oklahoma State (9/22/12)
 - Punt Return Yards: 81, vs. Texas State (11/24/12) ^
- ^ UTSA record



Aneas Henricks • #6
Cornerback • 5-11 • 175 • Fr.-RS
Bastrop, Texas (Bastrop HS)

Freshman (2013)

Redshirted.

Prior To UTSA

A second-team All-District 17-4A selection as a senior ... recorded 27 tackles, four pass breakups and a forced fumble in 2012 and also had an 80-yard punt return for a touchdown ... began prep career at Del Valle High School, where he played quarterback and wide receiver ... coached by Gerald Perry ... also participated in track & field.

Personal

Born March 22, 1995 ... son of Donna and Jay Henricks ... communications major.



Sean Hesler • #19
Wide Receiver • 5-11 • 175 • Jr.-SQ
Marion, Texas (Marion HS)

Sophomore (2013)

Appeared in two games at Marshall (Oct. 5) and against UAB (Oct. 26) ... caught his lone pass of the campaign for eight yards against the Blazers.

Freshman (2012)

Did not play for a second consecutive season due to injury ... redshirted in 2011.

Prior To UTSA

Saw action at quarterback in addition to the defensive backfield during his prep career ... earned *San Antonio Express-News* second-team all-area honors at defensive back as a senior ... also named the District 13-2A Offensive Most Valuable Player and was a first-team all-district selection at safety ... registered 53 tackles and intercepted four passes, including one for a score ... added 1,436 passing yards and eight touchdowns

— continued —



MEET THE ROADRUNNERS

Sean Hesler (continued)

in addition to racking up 707 yards and 15 TDs on the ground ... also returned a punt to paydirt ... completed 56-of-124 passes for 740 yards and a dozen scores as a junior ... added 408 rushing yards and five TDs on 94 carries ... picked off five passes as a sophomore free safety ... coached by Glenn Davis.

Personal

Born May 19, 1993 ... son of Tami Hesler and the late Donald Wayne ... marketing major.

Career Statistics

Year	G/GS	Rec-Yds	Avg.	TD	Long
2013	2/0	1-8	8.0	0	8
Total	2/0	1-8	8.0	0	8



Zach Hester • #66
Offensive Guard • 6-4 • 315 • Jr.-2L
Houston, Texas (Aldine HS)

Sophomore (2013)

Played in nine contests, primarily on special teams, and saw action in five on offense ... graded out at 74 percent in his 39 snaps.

Freshman (2012)

Saw action in 11 games, primarily on special teams ... started at left guard at Rice (Oct. 13) ... did not play against Texas A&M-Commerce (Sept. 8) ... graded out at 68 percent on his 84 offensive snaps and recorded three knockdown blocks, including a career-best two against Northwestern Oklahoma State (Sept. 22).

Prior To UTSA

Earned first-team All-District 18-5A laurels as a senior ... coached by Lionell Crawford ... played in the 2012 Greater Houston BlueChip Senior Bowl ... a finalist for the 2011 Houston Touchdown Club Scholar-Athlete of the Year Award (finished third) ... a first-team academic all-state selection who ranked fourth (of 612) in his graduating class.

Personal

Born Sept. 22, 1993 ... son of Melodee and Todd Hester ... mechanical engineering major.



Earon Holmes • #12
Wide Receiver • 6-4 • 190 • Sr.-3L
San Antonio, Texas (Brackenridge HS)

Junior (2013)

Saw action in all 12 contests and started in the season opener at New Mexico (Aug. 31) and two weeks later at Arizona (Sept. 14) ... caught nine passes for 122 yards (13.6 avg.) and a pair of touchdowns ... top game came against UAB (Oct. 26) when he hauled in two throws for 37 yards, including a 17-yarder for paydirt ... added a pair of receptions for 30 yards, including a season-long 24-yarder and 6-yard score, against Houston (Sept. 28).

Sophomore (2012)

Played in all 12 games and started seven ... third on the team with 21 receptions, which went for 279 yards (13.3 avg.) and a pair of touchdowns ... had a career day at #22 Louisiana Tech (Nov. 3) by catching five passes for 57 yards, including a 17-yard score ... other TD of campaign was a 34-yarder in the season opener at South Alabama (Sept. 1) ... added four grabs for 54 yards against Utah State (Oct. 27).

Freshman (2011)

Appeared in the final six games after missing the opening four due to an injury ... started against South Alabama (Oct. 8) ... registered three receptions for 27 yards ... caught a pair of passes for 16 yards in his UTSA debut at #16 Sam Houston State (Oct. 1)... redshirted in 2010.

Prior To UTSA

Hauled in 14 passes for 327 yards and a touchdown and rushed for 100 yards in the first three games of his senior season before missing the final seven due to injury ... a first-team All-District 28-4A choice as a junior after racking up 32 catches for 622 yards and 10 TDs ... also rushed for 121 yards and three TDs and passed for 150 yards in 2008 ... coached by Willie Hall ... also earned three letters in track & field.

Personal

Born Nov. 30, 1991 ... son of Yveta Melton and Granvel Holmes ... sociology major.

Career Statistics

Year	G/GS	Rec-Yds	Avg.	TD	Long
2013	12/2	9-122	13.6	2	24
2012	12/7	21-279	13.3	2	34t
2011	6/1	3-27	9.0	0	11
Total	30/10	33-428	13.0	4	34t

Career Highs

Receptions: 5, at #22 Louisiana Tech (11/3/12)
Receiving Yards: 57, at #22 Louisiana Tech (11/3/12)



Cole Hubble • #83
Tight End • 6-2 • 230 • Sr.-3L
Bandera, Texas (Bandera HS)

- 2013 honorable mention All-Conference USA
- Top pass-catching tight end in program history (36 receptions for 598 yards, 16.6 avg., six TDs)

Junior (2013)

Earned honorable mention All-Conference USA accolades ... appeared in all 12 games, including five starting assignments ... brought in 20 receptions for 274 yards (13.7 avg.) and two touchdowns ... had season highs of three catches for 62 yards, including a 37-yarder, at North Texas (Nov. 23) ... added three grabs for 58 yards the previous contest against Tulane (Nov. 9) ... also had three receptions, including a 10-yard score, in the home opener against #13 Oklahoma State (Sept. 7) ... other TD was a 17-yarder in the program's inaugural Conference USA contest at UTEP (Sept. 21).

Sophomore (2012)

Played in all 12 contests and started five ... found a home at tight end and on special teams after playing two other positions since his arrival at UTSA (QB/LB) ... hauled in 15 passes for 308 yards (20.5 avg.) and a team-leading four receiving touchdowns ... average TD reception covered nearly 38 yards and seven of his catches went for at least 22, including four that went for 30-plus and a 57-yarder ... set career highs with three catches for 101 yards and program-record two scores at #22 Louisiana Tech (Nov. 3) ... his two TDs in that contest covered 57 and 33 yards ... added three receptions for 54 yards against Utah State (Oct. 27), including a 38-yarder ... also caught a pair of passes for 62 yards, including a 32-yard TD, against Northwestern Oklahoma State (Sept. 22).

Freshman (2011)

Saw action at linebacker, tight end and on special teams in six games ... collected a total of three tackles (1 solo/2 assists) and caught a 16-yard pass against South Alabama (Oct. 8) ... redshirted in 2010.



Prior To UTSA

Earned second-team *San Antonio Express-News* all-area honors as a return specialist and was named the District 29-3A Most Valuable Player as a senior ... passed for 1,113 yards, ran for 951 and accounted for 18 total TDs that year ... a third-team Class 3A all-state quarterback, first-team all-area all-purpose choice and the unanimous District 29-3A MVP as a junior ... led the San Antonio area with 3,682 total yards (2,091 pass/1,591 rush) ... completed 55 percent (120-for-218) of his passes with 31 TDs ... averaged 9.5 yards per rush and reached paydirt 16 times ... named the District 29-3A Newcomer of the Year as a sophomore after accounting for 1,784 total yards (1,139 pass/645 rush) and 15 TDs (11 pass/four rush) ... coached by Larry Prince ... also an all-state discus performer as a senior.

Personal

Born Feb. 23, 1992 ... son of Linda and Rocky Hubble ... father played at Oklahoma from 1980-82 ... kinesiology major.

Career Statistics

Year	G/GS	Rec-Yds	Avg.	TD	Long
2013	12/5	20-274	13.7	2	37
2012	12/5	15-308	20.5	4	57t
2011	6/0	1-16	16.0	0	16
Total	30/10	36-598	16.6	6	57t

Career Highs

Receptions: 3 (5x), last at North Texas (11/23/13)
 Receiving Yards: 101, at #22 Louisiana Tech (11/3/12)
 Receiving TDs: 2, at #22 Louisiana Tech (11/3/12) ^
 ^ UTSA record



Sean Ianno • #92
Place-Kicker • 6-3 • 215 • Sr.-2L
Pflugerville, Texas (Pflugerville HS)

- Preseason All-Conference USA (league coaches)
- Program's all-time leading scorer with 186 points (90 PATs/32 FGs)
- Has connected on all 90 of his career extra-point attempts and that is the second-longest active streak in the nation entering the 2014 season
- Has kicked a game-winning field goal in each of his three seasons
- Named Conference USA Special Teams Player of the Week on Nov. 11, 2013
- Tabbed Western Athletic Conference Special Teams Player of the Week and Lou Groza Award "Star of the Week" on Sept. 3, 2012

Junior (2013)

Appeared in all 12 games ... connected on all 38 of his extra-point attempts, drilled 11 field goals, including a long of 43 yards, and saw 21 of his 60 kickoffs (35 percent) result in touchbacks ... accounted for a team-leading 71 points ... named Conference USA Special Teams Player of the Week after kicking the third game-winning field goal of his career, a 34-yarder with 14 seconds left, against Tulane (Nov. 9) ... tied a program record with seven PATs and added a season-best five touchbacks against UAB (Oct. 26) ... connected on three field goals against Louisiana Tech (Nov. 30).

Sophomore (2012)

Played in six games ... saw action in the first four contests, missed the next six due to injury and appeared in the final two ... was a perfect 21-for-21 on PATs and 10-of-13 (76.9 percent) on field goals with a long of 51 yards ... accounted for 51 points ... also kicked off 22 times and recorded seven touchbacks ... named WAC Special Teams Player of the Week and Lou Groza Award "Star of the Week" following his performance in the season opener at South Alabama (Sept. 1) ... matched a career high with four FGs (47/32/21/51) — including a game-winning, career-long 51-yarder with 16 seconds remaining — in the program's first-ever FBS and road victory ... also made all three of his extra point attempts and booted five touchbacks on eight kickoffs in that tilt.

Freshman (2011)

Kicked in all 10 contests and led the team with 64 points ... connected on all 31 of his extra-point tries and was good on 11-of-18 (61.1 percent) field-goals ... five of his 42 kickoffs resulted in touchbacks ... booted a career-best four FGs (21/45/25/42) and accounted for a school-record 18 points against Bacone (Sept. 24) ... kicked another three FGs against Georgia State (Oct. 29), including a game-tying 39-yarder with 24 seconds remaining and the winner from 32 yards out in overtime ... had a long of 48 yards against South Alabama (Oct. 8) ... redshirted in 2010.

Prior To UTSA

A second-team All-District 25-5A choice at punter and was tabbed team's Special Teams Player of the Year as a senior ... made 31-of-32 PATs and 11-of-14 FGs, recorded 25 touchbacks on 60 kickoffs and averaged 36.7 yards on 37 punts that season ... coached by George Herrmann ... played soccer before making the move to the gridiron prior to his senior campaign.

Personal

Born April 7, 1992 ... son of Karen and Anthony Ianno ... economics major.

Career Statistics

Year	G	PATs	Pct.	FGs	Pct.	Long	Pts	KO	TB
2013	12	38-38	100.0	11-19	57.9	43	71	60	21
2012	6	21-21	100.0	10-13	76.9	51	51	22	7
2011	10	31-31	100.0	11-18	61.1	48	64	42	5
Total	28	90-90	100.0	32-50	64.0	51	186	124	33

Career Highs

Extra Points: 7 (2x), last vs. UAB (10/26/13) ^
 Field Goals: 4 (2x), last at South Alabama (9/1/12) ^
 Points: 18, vs. Bacone (9/24/11) ^
 Touchbacks: 5 (2x), last vs. UAB (10/26/13)
 ^ UTSA record



Scott Inskeep • #79
Offensive Guard • 6-4 • 300 • Sr.-3L
McAllen, Texas (McAllen HS)

- 2013-14 Rotary Lombardi Award preseason watch list (nation's top interior lineman)
- Preseason All-Conference USA (league coaches/Athlon Sports)
- 2013 second-team All-Conference USA
- 2012 second-team All-Western Athletic Conference

Junior (2013)

Started all 12 contests and earned second-team All-Conference USA accolades ... second on the squad with 61 pancakes, including a season-best nine at Tulsa (Nov. 9) and again a week later against Tulane ... graded out at 82 percent ... a key part of an offensive line that did not commit a holding penalty during the season ... helped the offense average 25.6 points, 417.8 total yards (175.4 rush/242.4 pass), 21.9 first downs and 32:24 possession time per contest.

Sophomore (2012)

A second-team All-Western Athletic Conference honoree ... played in all 12 games and drew 11 starting assignments ... graded out at 79 percent for an offense that averaged 31.2 points, 390.2 total yards (159.2 rush/231 pass) and 31:45 of possession time per outing ... recorded 28 knockdown blocks, including a career-high 10 in the season finale against I-35 rival Texas State ... an integral part of an offensive line that surrendered just seven sacks, which was tied for the second-lowest total in the nation.

— continued —



MEET THE ROADRUNNERS

Scott Inskeep (continued)

Freshman (2011)

Started all 10 games, the first eight at right guard and final two at right tackle ... offense averaged 26.6 points, 364.5 total yards (144.8 rush/219.7 pass) and 20 first downs per outing ... team rushed for a season-best 289 yards on 39 carries (7.4 avg.) against Minot State (Nov. 19) ... redshirted in 2010.

Prior To UTSA

Garnered honorable mention Class 5A all-state and All-Rio Grande Valley accolades as a senior ... a first-team All-District 30-5A selection his final two seasons ... averaged more than three pancake blocks per contest in 2009 ... an academic all-state selection ... coached by Tony Harris ... also a heavyweight wrestler who posted a 154-17 record in his four years on the mat ... a three-time all-state performer who placed fifth at the 2009 UIL Class 5A State Championships.

Personal

Born Sept. 30, 1991 ... son of Tammy and Gary Inskeep ... multidisciplinary studies major.



Jens Jeters • #42
Linebacker • 6-1 • 235 • Sr.-1L
Simi Valley, Calif.
(Simi Valley HS/College of the Canyons [Calif.]/Pierce [Calif.] JC)

Junior (2013)

Played in all 12 games in his first season as a Roadrunner ... racked up 29 tackles (12 solos/17 assists), including one for loss, and forced a fumble at Arizona (Sept. 14) ... top performance of season came in the home opener against #13 Oklahoma State (Sept. 7) when he had a half dozen stops ... added five tackles in the season opener at New Mexico (Aug. 31) and two weeks later against the Wildcats.

Prior To UTSA

Signed National Letter of Intent in December 2012 and began attending classes at UTSA in Spring 2013 ... a first-team All-Pacific Conference selection as a sophomore at Pierce JC after recording 57 tackles (36 solos/21 assists), 9.5 TFLs and a sack for the Brahmas, who posted a 9-2 record en route to a Patriotic Bowl Championship ... played his freshman campaign at College of the Canyons, where he accumulated 35 stops, including four for loss and a sack ... a three-year prep starter at linebacker and running back ... earned second-team All-Marmonte League honors as a senior after posting 62 tackles (39 solos/23 assists), three sacks, an interception, two forced fumbles and a fumble recovery ... also rushed for 334 yards and five touchdowns and caught 14 passes for 152 yards and another score in 2010 ... garnered second-team all-league honors as a junior after racking up 102 stops (62 solos/35 assists), a pair of sacks, two forced fumbles and four pass breakups ... also was an honorable mention all-conference selection as a sophomore ... the fourth player to join UTSA from Pierce JC (Franky Anaya, Cody Berry & Brandon Reeves were the others).

Personal

Born July 20, 1993 ... son of Christina and Kevin Jeters ... multidisciplinary studies major.

Career Statistics

Year	G/GS	TT (S/A)	TFLs (Yds)	Sacks	FF/FR	INT	PBU	BLK
2013	12/0	29 (12/17)	1.0 (2)	0.0	1/0	0	0	0
Total	12/0	29 (12/17)	1.0 (2)	0.0	1/0	0	0	0

Career Highs

Tackles: 6, vs. #13 Oklahoma State (9/7/13)



Drew Johnson • #57
Deep Snapper • 6-0 • 240 • Sr.-1L
Denton, Texas (Guyer HS/Sam Houston State)

Junior (2013)

Played in seven games on special teams but did not record any statistics.

Sophomore (2012)

Appeared in two contests on special teams ... redshirted in 2011 after transferring from Sam Houston State.

Prior To UTSA

Played in six games as a true freshman during the 2010 campaign at Sam Houston State ... had one tackle and recovered a fumble that season ... a first-team All-District 5-4A center as a prep senior ... helped lead the Wildcats to a 13-2 record and its second consecutive state semifinals appearance that fall ... coached by John Walsh ... also lettered in baseball (team captain) and basketball ... earned Denton Independent School District's Scholar-Athlete award.

Personal

Born Nov. 1, 1991 ... son of Kathleen and Richard Johnson ... multidisciplinary studies major.



Nic Johnston • #22
Safety • 6-2 • 215 • Sr.-3L
Coppell, Texas (Coppell HS)

- 2013 honorable mention All-Conference USA
- Program's all-time leader in tackles for loss (14), forced fumbles (7) and fumble recoveries (4) in addition to ranking second in interceptions (4).
- Has had a hand in a total of 13 turnovers (nine fumbles/four INTs) in the first 33 games of his career

Junior (2013)

Played in all 12 contests (11 starts) and earned honorable mention All-Conference USA laurels ... racked up 70 tackles (25 solos/45 assists), including three for loss ... also was a part of three turnovers (1 INT/1 FR/1 FF) in addition to breaking up a pair of passes ... recorded UTSA's first interception of the year against UAB (Oct. 26) and added a season-high 10 stops in that contest ... recovered a muffed punt in the end zone for his first career touchdown the following week at Tulsa (Nov. 2) ... also had nine-tackle performances against Rice (Oct. 12) and at North Texas (Nov. 23).

Sophomore (2012)

Saw action in 11 games and started eight ... did not play in the season opener at South Alabama (Sept. 1) ... led the team with four forced fumbles, ranked second with five TFLs and was third with 73 stops (45 solos/28 assists) ... also recorded five pass breakups, an interception and a sack ... blocked a punt at Idaho (Nov. 17)... racked up a career-high 12 tackles at #22 Louisiana Tech ... posted 10 stops, including a sack, against McNeese State (Nov. 10) ... registered a half dozen tackles and two TFLs, forced a fumble, picked off a pass and broke up three throws at New Mexico State (Sept. 29).

Freshman (2011)

Started all 10 tilts ... had 59 tackles (30 solos/29 assists) and his nine for loss stood second on the squad ... added three fumble recoveries, two interceptions and a pair of forced fumbles ... also defended three passes and registered a half sack ... had a season-high 11 stops, including 2.5 for loss, against Georgia State (Oct. 29) ... racked up 10 more two weeks later at McNeese State (Nov. 12) ... recovered two fumbles, picked off a pass and forced a fumble against Bacone (Sept. 24) ... other interception came against Minot State (Nov. 19)... redshirted in 2010.



Prior To UTSA

A 2009 first-team *Dallas Morning News* all-area choice ... led one of Metroplex's top defenses with 105 tackles (61 solos/44 assists), three for loss, 14 pass breakups and seven interceptions ... also was named the District 6-5A Defensive Most Valuable Player ... coached by Joe McBride.

Personal

Born Dec. 13, 1991 ... son of Dianne and Chris Johnston ... graduated this past summer with an exercise science degree and has been accepted in UTSA's master of business administration (MBA) program for the fall.

Career Statistics

Year	G/GS	TT (S/A)	TFLs (Yds)	Sacks	FF/FR	INT	PBU	BLK
2013	12/11	70(25/45)	3.0(10)	0.0	1/1	1	2	0
2012	11/8	73(45/28)	5.0(18)	1.0	4/0	1	5	1
2011	10/10	59(30/29)	9.0(29)	0.5	2/3	2	3	0
Total	33/29	202(100/102)	17.0(57)	1.5	7/4	4	10	1

Career Highs

Tackles: 12, at #22 Louisiana Tech (11/3/12)
 Tackles For Loss: 2.5, vs. Georgia State (10/29/11)
 Fumble Recoveries: 2, vs. Bacone (9/24/11) ^
 Pass Breakups: 3, at New Mexico State (9/29/12) ^
 ^ UTSA record



Kam Jones • #1
Wide Receiver • 5-11 • 190 • Sr.-3L
Edna, Texas (Edna HS)

- Member of the Earl Campbell Tyler Rose Award (top offensive player in Division I with ties to the state of Texas) preseason watch list
- Preseason third-team All-Conference USA (Athlon Sports)
- 2013 honorable mention All-Conference USA
- Program's all-time leading receiver with 96 receptions for 1,246 yards

Junior (2013)

Appeared in 11 tilts with seven starts ... did not play at Marshall (Oct. 5) due to injury ... earned honorable mention All-Conference USA accolades ... led squad with 34 receptions for 345 yards (10.1 avg.) ... also rushed 29 times for 302 yards (10.8 avg.), scored a total of six touchdowns (5 rush/1 rec) and averaged 20.6 yards on 21 kickoff returns ... his average rushing score covered 36 yards ... ripped off a program-record 84-yard TD rush at Tulsa (Nov. 2) and added a 40-yard jaunt to paydirt three weeks later at North Texas (Nov. 23) ... scored twice on the ground against UAB (Oct. 26) ... had a season-high five catches (for 65 yards) in the season opener at New Mexico (Aug. 31) ... racked up a season-best 77 receiving yards on four grabs, including a 12-yard TD, against Houston (Sept. 28) ... set program records with eight kickoff returns for 158 yards in the home opener against #13 Oklahoma State (Sept. 7).

Sophomore (2012)

Saw action in all 12 contests and drew 10 starts ... ranked second on the squad with 23 receptions for 323 yards (14.0 avg.) and his lone touchdown came on a 58-yard catch-and-run in the season opener at South Alabama (Sept. 1) ... also rushed 28 times for 174 yards (6.2 avg.) and had three runs for at least 20 yards ... returned three kickoffs for 59 yards (19.7 avg.), all against Utah State (Oct. 27) ... had a season-high four catches at New Mexico State (Sept. 29).

Freshman (2011)

Played all 10 games (8 starts) and accounted for a team-leading 88.1 all-purpose yards per game ... led the squad with 39 receptions for 578 yards (14.8 avg.) and scored three times (2 rec/1 rush) ... also ran 22 times for 127 yards and averaged 24.4 yards on seven kickoff returns ... returned the opening kickoff in program history 37 yards to set up the team's first-ever

touchdown (vs. Northeastern State/Sept. 3) ... recorded seven catches for 103 yards at #16 Sam Houston State (Oct. 1) to become the first receiver in program annals to eclipse the century mark ... hauled in five passes for 103 yards, including a 51-yarder that set up a touchdown, against South Alabama (Oct. 8) ... established school records with eight catches and 120 yards at McNeese State (Nov. 12) ... rushed for a career-high 47 yards, including a 22-yard score, on just four carries against Minot State (Nov. 19) ... redshirted in 2010.

Prior To UTSA

Saw action at quarterback, wide receiver, defensive back, kick/punt returner and punter ... the 2009 *Victoria Advocate* co-Offensive Player of the Year ... completed 132-of-211 passes (62.6 percent) for 1,891 yards and 13 TDs as a senior ... added 1,161 rushing yards and 15 scores on 162 carries (7.2 avg.) ... earned first-team All-District 28-3A honors at QB and second-team accolades at P ... played in the THSCA All-Star Game ... earned 2008 first-team All-District 28-3A accolades at DB and second-team honors at QB and P ... passed for 707 yards and six TDs, rushed for 389 and a pair of scores and caught 22 passes for 217 yards as a junior ... tossed for 1,109 yards and 11 TDs as a sophomore ... coached by Mike Pierce ... also was a first-team all-area guard for the basketball squad.

Personal

Born Feb. 13, 1992 ... son of Gail and Gabe Jones ... multidisciplinary studies major.

Career Statistics

Year	G/GS	Rec-Yds	Avg.	TD	Long	Rush-Yds	Avg.	TD	Long
2013	11/7	34-345	10.1	1	35	29-302	10.4	5	84†
2012	12/10	23-323	14.0	1	58†	28-174	6.2	0	24
2011	10/8	39-578	14.8	2	51	22-127	5.8	1	22†
Total	33/25	96-1,246	13.0	4	58†	79-603	7.6	6	84†

Special Teams

Year	KR-Yds	Avg.	Long	PR-Yds	Avg.	Long
2013	21-432	20.6	28	0-0	—	—
2012	3-59	19.7	22	0-0	—	—
2011	7-171	24.4	37	1-5	5.0	5
Total	31-662	21.4	82	1-5	5.0	5

Career Highs

Receptions: 8, at McNeese State (11/12/11) ^
 Receiving Yards: 120, at McNeese State (11/12/11) ^
 Rushing Attempts: 6, at McNeese State (11/12/11)
 Rushing Yards: 84, at Tulsa (11/2/13)
 Rushing TDs: 2, vs. UAB (10/26/13)
 Kickoff Returns: 8, vs. #13 Oklahoma State (9/7/13) ^
 Kickoff Return Yards: 158, vs. #13 Oklahoma State (9/7/13) ^
 ^ UTSA record



Austin Jupe • #12
Safety • 6-1 • 205 • Fr.-TR
San Antonio, Texas (East Central HS/Baylor)

Prior To UTSA

Sat out the 2013 season as a redshirt at Baylor ... a three-year prep starter at defensive back ... earned honorable mention Class 5A all-state and first-team All-District 28-5A honors as a senior ... registered 56 tackles, 13 pass breakups and an interception that season ... an honorable mention all-state, first-team all-area (*San Antonio Express-News*) and first-team all-district selection as a junior ... racked up 56 stops and picked off four passes that fall ... an honorable mention all-district honoree as a sophomore ... coached by Robert Walker ... also a district champion hurdler for the Hornets.

Personal

Born Oct. 16, 1994 ... son of Stephanie Jupe ... multidisciplinary studies major.



MEET THE ROADRUNNERS



Brian King • #10
Safety • 6-1 • 190 • Sr.-2L
Orlando, Fla. (Evans HS/Hutchinson [Kan.] CC)

Junior (2013)

Saw action in all 12 games, including starts in the opening 10 tilts of the campaign ... was slowed with an injury at the end of the season ... collected 61 tackles (23 solos/38 assists), including 1.5 behind the line of scrimmage ... racked up a career-high 10 stops at Arizona (Sept. 14) ... had seven tackles, one of which was for loss, the following week in the program's inaugural Conference USA contest at UTEP (Sept. 21) ... also had seven stops at Marshall (Oct. 5) ... had three other outings with a half dozen tackles, all of which came at home (#13 Oklahoma State/UAB/Tulane).

Sophomore (2012)

Played in all 12 contests in his first action since his senior year of high school in 2009 ... racked up 34 tackles (19 solos/15 assists), returned an interception 30 yards at Georgia State (Sept. 15), broke up a pair of passes and recovered a fumble against Utah State (Oct. 27) ... recorded a season-high eight stops at #22 Louisiana Tech (Nov. 3).

Prior To UTSA

Spent the 2010-11 seasons at Hutchinson (Kan.) Community College but did not play ... sat out the 2010 campaign as a redshirt ... was ranked as a top-10 safety in Central Florida by the *Orlando Sentinel* his final two prep seasons ... also an all-state track performer who clocked a 48-second quarter mile.

Personal

Born April 24, 1992 ... son of Melissa and Byron King ... criminal justice major.

Career Statistics

Year	G/GS	TT (S/A)	TFLs (Yds)	Sacks	FF/FR	INT	PBU	BLK
2013	12/10	61 (23/38)	1.5 (3)	0.0	0/0	0	0	0
2012	12/0	34 (19/15)	0.0 (0)	0.0	0/1	1	2	0
Total	24/10	95 (42/53)	1.5 (3)	0.0	0/1	1	2	0

Career Highs

Tackles: 10, at Arizona (9/14/13)



Anthony Lee Jr. • #75
Defensive Tackle • 6-1 • 280 • Fr.-RS
Missouri City, Texas (Marshall HS)

Freshman (2013)

Redshirted.

Prior To UTSA

A first-team All-District 22-4A and honorable mention All-Greater Houston Area choice as a senior ... registered 65 stops, 22 tackles for loss, seven sacks and seven QB hurries that season ... also helped lead team to a 13-1 record and a berth in the 2012 UIL Class 4A Division II quarterfinals ... coached by James Williams.

Personal

Born Sept. 23, 1994 ... son of Felecia and Anthony Lee ... pre-business major.



Nate Leonard • #55
Center • 6-0 • 280 • Sr.-3L
McKinney, Texas (McKinney HS)

- Preseason Dave Rimington Trophy watch list (nation's top center)
- Preseason second-team All-Conference USA (Athlon Sports)
- Only player to start all 34 games in program history
- 2013 second-team Capital One Academic All-American
- Two-time first-team Capital One Academic All-District VII (2012-13)
- 2013-14 Conference USA Scholar-Athlete of the Year for football
- Wrote a blog for *The Huffington Post* that detailed UTSA's second season of play in 2012 and continued it for *goUTSA.com* last fall

Junior (2013)

Started all 12 contests ... had a team-leading 70 knockdown blocks, including a career-high 10 against Rice (Oct. 12), and also graded out at 82 percent ... a key part of an offensive line that did not commit a holding penalty during the season ... helped the offense average 25.6 points, 417.8 total yards (175.4 rush/242.4 pass), 21.9 first downs and 32:24 possession time per contest ... earned second-team Capital One Academic All-America accolades (first player in program history to be named an Academic All-American) and first-team Academic All-District VII honors for the second consecutive year ... also tabbed Conference USA's Scholar-Athlete of the Year for football.

Sophomore (2012)

Started all 12 games at center ... racked up 34 knockdown blocks and graded out at 82 percent for an offense that averaged 31.2 points, 390.2 total yards (159.2 rush/231 pass) and 31:45 of possession time per outing ... anchored an offensive line that surrendered just seven sacks, which was tied for the second-lowest total in the nation ... recorded a season-high 10 pancakes in the season-ending 38-31 victory against I-35 rival Texas State ... earned first-team Capital One Academic All-District VII accolades.

Freshman (2011)

Started all 10 contests at center ... offense averaged 26.6 points, 364.5 total yards (144.8 rush/219.7 pass) and 20 first downs per outing ... team rushed for a season-best 289 yards on 39 carries (7.4 avg.) against Minot State (Nov. 19) ... redshirted in 2010.

Prior To UTSA

A 2009 honorable mention Class 4A all-state selection ... graded out at 85 percent with 50 pancake blocks and zero sacks allowed and also earned first-team All-District 9-4A accolades as a senior ... helped lead team to 2,564 passing yards and 1,290 yards on the ground in his final campaign ... garnered second-team all-district accolades as a junior ... helped the Lions to back-to-back playoff appearances in his final two campaigns ... coached by Bobby Reyes ... also earned two letters in track & field and powerlifting ... an academic all-state honoree who graduated third in his senior class of 440 ... named the National Football Foundation Dallas Chapter's Outstanding Scholar-Athlete.

Personal

Born Aug. 10, 1991 ... son of the late Toni Lou and Billy Leonard ... physical education major.



Joseph Lizcano • #31
Safety • 5-11 • 210 • Sr.-3L
Schertz, Texas (Clemens HS)

Junior (2013)

Saw action in seven games ... earned his first career start against Houston (Sept. 28) and responded with a career-high six tackles.



Sophomore (2012)

Played in eight games, primarily on special teams ... recorded five tackles (1 solo/4 assists).

Freshman (2011)

Appeared in seven contests, primarily on special teams ... recorded five tackles (2 solos/3 assists) ... registered two tackles, recorded a sack and blocked the first punt in program history against Bacone (Sept. 24).

Prior To UTSA

Picked off 16 passes and recorded eight return touchdowns (four punts/two kickoffs/two interceptions) during his decorated career ... a *San Antonio Express-News* first-team all-area and unanimous first-team All-District 27-4A selection as a senior ... racked up 106 tackles, six pass breakups, a pair of INTs and one blocked kick that year ... earned third-team Class 4A all-state, first-team all-area and first-team all-district honors as a junior ... collected 87 tackles, seven picks and two punt returns for scores that season ... an all-district pick as a sophomore after recording 87 stops, seven INTs and a pair of punt return TDs ... coached by Greg Ferrara.

Personal

Born July 30, 1993 ... son of Barbara Talamentez ... multidisciplinary studies major.

Career Statistics

Year	G/GS	TT (S/A)	TFLs (Yds)	Sacks	FF/FR	INT	PBU	BLK
2013	7/1	9 (1/8)	0.5 (1)	0.0	0/0	0	0	0
2012	8/0	5 (1/4)	0.0 (0)	0.0	0/0	0	0	0
2011	7/0	5 (2/3)	1.0 (23)	1.0	0/0	0	0	1
Total	22/1	19 (4/15)	1.5 (24)	1.0	0/0	0	0	1

Career Highs

Tackles: 6, vs. Houston (9/28/13)



Ashaad Mabry • #97
Defensive Tackle • 6-3 • 315 • Sr.-3L
San Antonio, Texas (MacArthur HS)

- Preseason second-team All-Conference USA (Athlon Sports)
- 2013 honorable mention All-Conference USA

Junior (2013)

Played in all 12 games and started 10 of those contests ... registered 41 tackles (12 solos/29 assists), which led all defensive linemen, and 2.5 of those came behind the line of scrimmage, including a half sack in the program's first-ever Conference USA tilt at UTEP (Sept. 21) ... registered a career-high seven tackles, one of which went for loss, at Tulsa (Nov. 2) ... added a six-stop effort against Tulane (Nov. 9) and had five tackles in consecutive weeks against Houston (Sept. 28) and at Marshall (Oct. 5).

Sophomore (2012)

Appeared in all 12 games and started the season opener at South Alabama (Sept. 1) and finale against I-35 rival Texas State (Nov. 24) ... accumulated 24 tackles (4 solos/20 assists), blocked a punt against Northwestern Oklahoma State (Sept. 22) and recorded a half sack against San Jose State (Oct. 20) ... added a season-high four stops against the Spartans.

Freshman (2011)

Played in all 10 contests, including four starts to end the campaign ... recorded 20 tackles (8 solos/12 assists), including three for loss and a sack, and four quarterback hurries ... racked up five assisted stops against South Alabama (Oct. 8) ... added four tackles and a TFL three weeks later against Georgia State (Oct. 29).

Prior To UTSA

Originally signed a National Letter of Intent with Oklahoma State in February 2010 ... a second-team all-area pick by the *San Antonio Express-News* following a season that saw him help lead squad to a 12-2 record and spot in the Class 5A Division II State Quarterfinals ... finished the campaign with 75 tackles and three sacks ... that came on the heels of a junior season that saw him record 54 stops ... coached by Van Fuschak.

Personal

Born Nov. 4, 1992 ... son of Corchelle and Inard Mabry ... has a son, Cameron ... multidisciplinary studies major.

Career Statistics

Year	G/GS	TT (S/A)	TFLs (Yds)	Sacks	FF/FR	INT	PBU	BLK
2013	12/10	41 (12/29)	2.5 (9)	0.5	0/0	0	0	0
2012	12/2	24 (4/20)	0.5 (1)	0.0	0/0	0	0	1
2011	10/4	20 (8/12)	3.0 (11)	1.0	0/0	0	0	0
Total	34/16	85 (24/61)	6.0 (21)	1.5	0/0	0	0	1

Career Highs

Tackles: 7, at Tulsa (11/2/13)



Marcellus Mack • #9
Wide Receiver • 6-0 • 195 • Sr.-3L
Giddings, Texas (Giddings HS)

Junior (2013)

Played in all 12 contests with four starts ... had 22 receptions for 169 yards (7.7 avg.), including a season-long 17-yarder against UAB (Oct. 26) ... finished the year strong with 10 catches for 66 yards in the final two outings ... had a career-best six catches for a season-high 36 yards at North Texas (Nov. 23) ... followed that performance with four grabs for 30 yards in the season finale against Louisiana Tech (Nov. 30).

Sophomore (2012)

Played in all 12 games and started four contests ... caught 19 passes for 174 yards, including a 20-yard touchdown at Georgia State (Sept. 15) ... had a breakout outing against the Panthers that saw him haul in four receptions for 52 yards.

Freshman (2011)

Saw action in all 10 games, including three starts (McMurry/Georgia State/McNeese State) ... caught four passes for 34 yards and added six tackles (5 solos) on special teams ... recovered a fumble on a muffed punt return in the season opener against Northeastern State (Sept. 3) ... redshirted in 2010.

Prior To UTSA

Earned 2009 first-team All-District 25-3A accolades at both wide receiver and defensive back ... caught 37 passes for 789 yards and 10 TDs as a senior ... a second-team All-District 25-3A selection as a junior ... helped team to back-to-back district crowns and playoff appearances ... coached by Derek Fitzhenry ... earned four letters in track & field and helped team to a second-place finish at the Class 3A state meet ... also played baseball.

Personal

Born Feb. 25, 1992 ... son of Barbara and Reggie Mack ... exercise science major.

— continued —



MEET THE ROADRUNNERS

Marcellus Mack (continued)

Career Statistics

Year	G/GS	Rec-Yds	Avg.	TD	Long
2013	12/4	22-169	7.7	0	17
2012	12/4	19-174	9.2	1	24
2011	10/3	4-34	8.5	0	17
Total	34/11	45-404	9.0	1	24

Career Highs

Receptions: 6, at North Texas (11/23/13)

Receiving Yards: 52, at Georgia State (9/15/12)



Ferrington Macon • #58
Defensive Tackle • 5-11 • 310 • Sr.-3L
Corpus Christi, Texas (Carroll HS)

Junior (2013)

Played in 11 contests and drew starts in the season opener at New Mexico (Aug. 31), at Marshall (Oct. 5) and against UAB (Oct. 26) ... did not play at Tulsa (Nov. 2) due to injury ... registered 14 tackles (2 solos/12 assists) ... top outing was a three-stop performance against the Blazers.

Sophomore (2012)

Team captain who saw action in all 12 games, including 10 starts ... registered 18 tackles (7 solos/11 assists), including one for loss, and a fumble recovery at Idaho (Nov. 17) ... matched a career high with four stops at #22 Louisiana Tech (Nov. 3).

Freshman (2011)

Started the opening five contests and appeared in all 10 games overall ... registered 15 tackles (8 solos/7 assists), 3.5 TFLs and 2.5 sacks ... recorded the first sack in program history in the season opener against Northeastern State (Sept. 3) ... added a season-best four stops in the 31-3 victory ... redshirted in 2010.

Prior To UTSA

A 2009 third-team All-South Texas (*Corpus Christi Caller-Times*) and first-team All-District 27-5A selection ... recorded 81 tackles, eight sacks and one interception as a senior ... a first-team All-District 27-5A pick as a junior after posting 32 stops that season ... coached by Terry Morris.

Personal

Born April 29, 1992 ... son of Faryee and Prince Macon ... brother, Pryce, played at Oklahoma from 2007-10 ... community health major.

Career Statistics

Year	G/GS	TT (S/A)	TFLs (Yds)	Sacks	FF/FR	INT	PBU	BLK
2013	11/3	14 (2/12)	0.5 (0)	0.0	0/0	0	0	0
2012	12/10	18 (7/11)	1.0 (3)	0.0	0/1	0	0	0
2011	10/5	15 (8/7)	3.5 (14)	2.5	0/0	0	0	0
Total	33/18	47 (17/30)	5.0 (17)	2.5	0/1	0	0	0

Career Highs

Tackles: 4 (2x), last at #22 Louisiana Tech (11/3/12)

Tackles For Loss: 1.5 (2x), last vs. Bacone (9/24/11)

Sacks: 1.5, vs. Northeastern State (9/3/11)



Kyle McKinney • #67
Offensive Guard • 6-4 • 310 • Fr.-RS
Boerne, Texas (Champion HS)

Freshman (2013)

Redshirted.

Prior To UTSA

A two-time Class 4A honorable mention all-state and first-team all-district honoree ... also named to the *San Antonio Express-News* all-area team as a senior ... graded out at more than 90 percent during his junior campaign ... coached by Danny Threadgill.

Personal

Born July 24, 1995 ... son of Aurora and Howard McKinney ... pre-business major.



Jesse Medrano • #95
Deep Snapper • 5-9 • 225 • Sr.-3L
San Antonio, Texas (Jay HS)

· Preseason All-Conference USA (league coaches)

Junior (2013)

Handled all the team's deep snapping responsibilities in all 12 contests ... helped Sean Ianno connect on all 38 of his extra-point attempts and another 11 field goals ... also set up the punters' 39.2 average, which included eight boots of at least 50 yards ... added three special teams tackles.

Sophomore (2012)

Played in all 12 games ... squad's place-kickers connected on all 45 PATs and 15-of-19 FG attempts (78.9 percent) ... punters averaged 35.7 yards per boot, landed nine inside the 20-yard line and forced a dozen fair catches.

Freshman (2011)

Served as team's deep snapper (punts) in eight contests ... team's punters averaged 35.6 yards per kick and pinned a dozen inside the 20-yard line and forced 12 fair catches.

Prior To UTSA

Saw action at deep snapper, tight end and wide receiver during his prep career ... started at wide receiver as a senior ... coached by Bobby Jack Goforth.

Personal

Born Sept. 22, 1992 ... son of Nancy and Daniel Medrano ... criminal justice major.

Career Highs

Tackles: 4, vs. Northwestern Oklahoma State (9/22/12)



Dalton Miller • #56
Linebacker • 5-11 • 220 • So.-1L
San Antonio, Texas (Warren HS)

Sophomore (2013)

Redshirted.

Freshman (2012)

Saw action in the final nine contests of the fall, primarily on special teams ... recorded six tackles (1 solo/5 assists) ... racked up a season-best four stops against Northwestern Oklahoma State (Sept. 22).



Prior To UTSA

Three-year starter at linebacker for head coach Bryan Dausin ... earned *San Antonio Express-News* all-area and District 27-5A Defensive MVP accolades following a senior campaign that saw him rack up 142 tackles and a pair of interception returns for touchdowns ... registered 78 stops en route to first-team all-district honors as a junior.

Personal

Born Dec. 15, 1993 ... son of Jandy and Mark Miller ... multidisciplinary studies major.

Career Highs

Year	G/GS	TT (S/A)	TFLs (Yds)	Sacks	FF/FR	INT	PBU	BLK
2012	9/0	6 (1/5)	0.0 (0)	0.0	0/0	0	0	0
Total	9/0	6 (1/5)	0.0 (0)	0.0	0/0	0	0	0

Career Highs

Tackles: 4, vs. Northwestern Oklahoma State (9/22/12)



Josiah Monroe • #15
Wide Receiver • 5-6 • 180 • Sr.-3L
Bastrop, Texas (Bastrop HS)

Junior (2013)

Played in all 12 tilts ... caught 13 passes for 101 yards (7.8 avg.), including a season-long of 16 yards against UAB (Oct. 26) ... had three games with two receptions, including a two-catch, 25-yard effort against the Blazers ... also returned four kickoffs for 97 yards (24.2 avg.) ... set career bests with three kickoff returns for 84 yards (28.0 avg.), including a career-long 35-yarder, against Houston (Sept. 28).

Sophomore (2012)

Appeared in all 12 games ... caught 10 passes for 81 yards, rushed once for five yards and returned one kickoff for 30 yards ... had career highs of three receptions for 33 yards against McNeese State (Nov. 10).

Freshman (2011)

Played in all 10 tilts and drew a start at McNeese State (Nov. 12) ... recorded eight receptions for 86 yards and hauled in a 14-yard touchdown pass against Minot State (Nov. 19) ... returned a kickoff for 22 yards against McMurry (Sept. 10) ... caught two passes against Bacone (Sept. 24) and Minot State.

Prior To UTSA

Posted a 30-9 record as a prep starting quarterback ... earned 2010 honorable mention Class 4A all-state and *Austin American-Statesman* second-team All-Centex accolades ... also was tabbed Bastrop County's Most Valuable Player his final two seasons ... named District 16-4A MVP as a senior after racking up a school-record 5,158 yards of total offense to go along with 57 total touchdowns ... passed for 3,740 yards and 38 TDs (both program records) and added another 1,418 yards on the ground with 19 scores ... set school career records for total offense (10,257 yards) and passing yards (7,674) ... completed 154-of-289 passes for 2,314 yards and 22 TDs as a junior en route to being named the District 25-5A MVP ... also compiled 715 rushing yards and five TDs ... named the District 25-5A Newcomer of the Year as a sophomore ... connected on 112-of-211 attempts for 1,620 yards and a dozen scores ... also picked up 450 yards and five TDs on the ground that season ... coached by Gerald Perry.

Personal

Born Nov. 1, 1992 ... son of Mary and Ozie Monroe ... multidisciplinary studies major.

Career Statistics

2013	12/0	13-101	7.8	0	16	0-0	—	0	—
2012	12/0	10-81	8.1	0	19	1-5	5.0	0	5
2011	10/1	8-86	10.8	0	18	1-1	1.0	0	1
Total	34/1	31-268	8.6	0	19	2-6	3.0	0	5

Special Teams KR-Yds Avg. Long

2013	4-97	24.2	35
2012	1-30	30.0	30
2011	1-22	22.0	22
Total	6-149	24.8	87

Career Highs

Receptions: 3 (2x), last vs. McNeese State (11/10/12)

Receiving Yards: 33, vs. McNeese State (11/10/12)

Kickoff Returns: 3, vs. Houston (9/28/13)

Kickoff Return Yards: 84, vs. Houston (9/28/13)



David Morgan II • #82
Tight End • 6-4 • 250 • Jr.-2L
Marble Falls, Texas (Marble Falls HS)

Junior (2013)

Appeared in 11 contests and drew starting assignments against Rice (Oct. 12) and Louisiana Tech (Nov. 30) ... missed the season opener at New Mexico (Aug. 31) due to injury ... registered seven receptions for 69 yards (9.9 avg.) ... matched a career high with three catches at North Texas (Nov. 23).

Sophomore (2012)

Redshirted due to injury.

Freshman (2011)

Played in all 10 games with a pair of starts at #16 Sam Houston State (Oct. 1) and UC Davis (Oct. 15) ... caught 13 passes for 214 yards (16.5 avg.) and two touchdowns ... had at least one reception in the opening nine contests ... posted a season-long catch-and-run of 63 yards in the season opener against Northeastern State (Sept. 3) ... hauled in three throws for 35 yards and a 10-yard score at Southern Utah (Sept. 17) ... also reached paydirt from seven yards out at McNeese State (Nov. 12).

Prior To UTSA

A 2010 second-team Class 4A all-state, *Austin American-Statesman* first-team All-Centex and first-team All-District 25-4A honoree at wide receiver ... caught 68 passes for 1,251 yards (18.4 avg.) and 14 touchdowns ... also earned honorable mention academic all-state accolades as a senior ... recorded 27 receptions for 478 yards (17.7 avg.) and eight TDs en route to first-team all-district honors as a junior ... a three-time academic all-district honoree ... coached by Cord Woerner.

Personal

Born May 19, 1993 ... son of Christine and David Morgan ... business management major.

Career Statistics

Year	G/GS	Rec-Yds	Avg.	TD	Long
2013	11/2	7-69	9.9	0	19
2011	10/2	13-214	16.5	2	63
Total	21/4	20-283	14.2	2	63

Career Highs

Receptions: 3 (3x), last at North Texas (11/23/13)

Receiving Yards: 63, vs. Northeastern State (9/3/11)



MEET THE ROADRUNNERS



Jason Neill • #96
Defensive End • 6-2 • 260 • Jr.-2L
Flower Mound, Texas (Marcus HS)

Junior (2013)

Earned a medical redshirt after sustaining a season-ending injury in the opener at New Mexico (Aug. 31) ... recorded one tackle before leaving in the second half.

Sophomore (2012)

Played in 10 games ... missed the Rice (Oct. 13) and San Jose State (Oct. 20) tilts due to injury ... collected 12 tackles (7 solos/5 assists), including two for loss and a sack, a team-leading seven QB hurries and a pair of pass breakups ... recorded a season-high four stops, one sack and two QB hurries in the home opener against Texas A&M-Commerce (Sept. 8) ... had another four tackles and four hurries against Northwestern Oklahoma State (Sept. 22).

Freshman (2011)

Saw action in all 10 games, including a half dozen starts ... racked up 14 tackles (7 solos), including four for loss and a sack, and two quarterback hurries ... also returned an interception 67 yards for a touchdown in the season finale against Minot State (Nov. 19) ... posted a season-high six stops (3 solos), two TFLs and a sack at McNeese State (Nov. 12).

Prior To UTSA

Played quarterback as a sophomore and flourished when moved to the defensive line prior to his junior campaign ... tabbed the 2010 District 8-5A Defensive Player of the Year after registering 66 tackles, five sacks and an interception ... earned consensus first-team All-District 6-5A honors as a junior ... coached by Bryan Erwin.

Personal

Born Oct. 28, 1992 ... son of Rita and Jeff Neill ... exercise science major.

Career Statistics

Year	G/GS	TT (S/A)	TFLs (Yds)	Sacks	FF/FR	INT	PBU	BLK
2013	1/0	1(0/1)	0.0 (0)	0.0	0/0	0	0	0
2012	10/0	12 (7/5)	2.0 (4)	1.0	0/0	0	2	0
2011	10/6	14 (7/7)	4.0 (11)	1.0	0/0	1	0	0
Total	21/6	27 (14/13)	6.0 (15)	2.0	0/0	1	0	0

Career Highs

Tackles: 6, at McNeese State (11/12/11)
Tackles For Loss: 2, at McNeese State (11/12/11)
QB Hurries: 4, vs. Northwestern Oklahoma State (9/22/12) ^
^ UTSA record



Bennett Okotcha • #21
Cornerback • 6-0 • 195 • Jr.-1L
Coppell, Texas (Coppell HS/Oklahoma)

- Preseason second-team All-Conference USA
- 2013 honorable mention All-Conference USA

Sophomore (2013)

Earned honorable mention All-Conference accolades in what was his first action since his senior year of high school in 2010 ... played in 10 games and started the final nine contests overall ... recorded 29 tackles (16 solos/13 assists) and a team-leading 11 pass breakups, including a game-clinching interception on the final play of the game at North Texas (Nov. 23) ... had a total of seven PBU's, including a career-best three against the Mean Green, in his final three outings ... had a career-high nine stops and broke up a pair of passes in his first-ever starting assignment at UTEP (Sept. 21) ... added four tackles in back-to-back games against UAB (Oct. 26) and at Tulsa (Nov. 2).

Freshman (2012)

Did not play after transferring from Oklahoma during fall camp.

Prior To UTSA

Sat out the 2011 campaign as a redshirt at Oklahoma ... two-year starter for head coach Joe McBride at Coppell High School ... earned second-team Class 5A all-state, first-team all-area (*The Dallas Morning News*) and first-team All-District 7-5A honors as a senior ... recorded 37 tackles, intercepted three passes and broke up 13 that season in helping lead the Cowboys to a 13-1 record and a berth in the UIL 5A Division I state quarterfinals ... registered a pair of picks and also caught nine passes for 142 yards and a touchdown en route to all-district accolades as a junior ... coached by Joe McBride.

Personal

Born Feb. 7, 1993 ... son of Stella and Ephraim Okotcha ... brother, Evans, played running back for UTSA from 2011-13 ... communications major.

Career Statistics

Year	G/GS	TT (S/A)	TFLs (Yds)	Sacks	FF/FR	INT	PBU	BLK
2013	10/9	29 (16/13)	0.0 (0)	0.0	0/0	1	11	0
Total	10/9	29 (16/13)	0.0 (0)	0.0	0/0	1	11	0

Career Highs

Tackles: 9, at UTEP (9/21/13)
Pass Breakups: 3, at North Texas (11/23/13)



Cameron Oliver • #80
Tight End • 6-5 • 230 • Fr.-HS
Owasso, Okla. (Owasso HS)

Prior To UTSA

Earned honorable mention All-District 6A-1 accolades after helping lead the Rams to the first round of the playoffs as a senior ... caught 22 passes for 342 yards and a pair of touchdowns that season ... helped the team win the district title with a perfect 7-0 record and advance to the third round of the playoffs as a junior ... hauled in eight receptions for 164 yards that fall ... coached by Bill Patterson ... also played for the baseball team ... an academic all-state honoree who ranked in the top 10 percent of his graduating class.

Personal

Born Nov. 15, 1995 ... son of Dominique and Tommy Oliver ... business management major.



Tank O'Neal • #34
Linebacker • 6-0 • 220 • Fr.-RS
Grand Prairie, Texas (South Grand Prairie HS)

Freshman (2013)

Redshirted.

Prior To UTSA

A 2012 *Dave Campbell's Texas Football* Top 300 selection ... a first-team All-District 7-5A performer, who racked up 85 tackles as a senior... registered 98 stops during his junior campaign en route to second-team All-District 5-5A accolades ... coached by Brent Whitson.

Personal

Born April 4, 1995 ... son of Stacy Moore ... criminal justice major.



Juan Perez • #60
Center • 6-2 • 270 • Fr.-RS
North Richland Hills, Texas (Birdville HS)

Freshman (2013)
 Redshirted.

Prior To UTSA

Earned first-team all-district laurels his final two seasons for coach Jim Skinner ... helped lead team to a 13-1 record and the UIL Class 4A Division I state quarterfinals as a senior ... offense rolled up more than 6,600 yards that season and another 4,500-plus in 2011 ... helped lead team to 10 wins and a berth in the 4A region semifinals as a sophomore.

Personal

Born April 25, 1995 ... son of Rocio and Juan Sanchez ... electrical engineering major.



Brian Price • #91
Defensive Tackle • 6-3 • 310 • Jr.-1L
Lafayette, Ind. (McCutcheon HS/Hancock [Calif.] JC)

Sophomore (2013)

Played in all 12 games, including starts against Rice (Oct. 12) and at Tulsa (Nov. 2), in his first campaign with the Roadrunners ... racked up 25 tackles (7 solos/18 assists), including one for loss, to go along with four QB hurries ... had a season-high five stops at Marshall (Oct. 5).

Prior To UTSA

Signed National Letter of Intent in December 2012 and began attending classes at UTSA in Spring 2013 ... a second-team All-Northern Conference selection as a true freshman after ranking second on team with 61 tackles, including four for loss and a half sack, in nine games of action ... had a pair of double-digit tackle performances in 2012, including a career-best 11 against Bakersfield College on Nov. 3 ... has three years of eligibility remaining ... earned all-state, all-area and all-conference honors his final two prep seasons at McCutcheon High School.

Personal

Born June 24, 1994 ... son of Lisa Ware and Brian Price ... communications major.

Career Statistics

Year	G/GS	TT (S/A)	TFLs (Yds)	Sacks	FF/FR	INT	PBU	BLK
2013	12/2	25 (7/18)	1.0 (0)	0.0	0/0	0	0	0
Total	12/2	25 (7/18)	1.0 (0)	0.0	0/0	0	0	0

Career Highs

Tackles: 5, at Marshall (10/5/13)



Jalen Rhodes • #28
Running Back • 5-9 • 180 • Fr.-HS
Rowlett, Texas (Rowlett HS)

Prior To UTSA

Began attending classes at UTSA last spring after sitting out the 2012 season as a greyshirt ... a 2012 *Dave Campbell's Texas Football* Top 300 selection ... missed the majority of senior campaign due to injury ... rushed 78 times for 480 yards (6.2 avg.) and three scores before going down ... earned first-team All-District 10-5A honors as a junior after rushing 229 times for 1,491 yards (6.5 avg.) and 22 touchdowns ... added 19 receptions for 149 yards and two more scores that season ... racked up 278 yards on just 40 carries (7.0 avg.) and three TDs as a sophomore ... coached by Kiff Hardin.

Personal

Born June 6, 1994 ... son of Tamara Rhodes ... pre-communications major.



Payton Rion • #51
Offensive Guard • 6-3 • 285 • Sr.-2L
Bulverde, Texas (Smithson Valley HS)

Junior (2013)

Started the first three tilts and appeared in eight overall ... recorded 16 pancakes, including a career-high six in the home opener against #13 Oklahoma State ... graded out at 74 percent ... a key part of an offensive line that did not commit a holding penalty during the season ... helped the offense average 25.6 points, 417.8 total yards (175.4 rush/242.4 pass), 21.9 first downs and 32:24 possession time per contest.

Sophomore (2012)

Saw limited action in six games ... graded out at 81 percent in his 91 offensive snaps ... also recorded four knockdown blocks, including a season-best two against Northwestern Oklahoma State (Sept. 22).

Freshman (2011)

Started seven of the first eight contests and saw action in eight tilts overall ... missed two outings due to injury ... offense averaged 27.3 points, 400.5 total yards (190.5 rush/210 pass) and 20 first downs in his eight appearances ... team rushed for a season-best 289 yards on 39 carries (7.4 avg.) against Minot State (Nov. 19).

Prior To UTSA

Began prep career on defensive line but moved to offense for his final two seasons ... a 2010 honorable mention Class 4A all-state, *San Antonio Express-News* first-team all-area and unanimous first-team All-District 27-4A selection ... averaged more than three pancake blocks per game as a senior and 75 percent of team's rushing yards came with him leading the way ... made a successful transition from defensive end to offensive guard as a junior ... an academic all-district honoree ... coached by Larry Hill.

Personal

Born July 30, 1992 ... son of Becki and Dennis Rion ... business major.



Austin Robinson • #3
Quarterback • 6-3 • 220 • Fr.-RS
Houston, Texas (Episcopal HS)

Freshman (2013)

Redshirted.

Prior To UTSA

A 2012 *Dave Campbell's Texas Football* Top 300 selection ... helped lead team to first-ever Southwest Preparatory Conference (SPC) Big-School Championship and was a finalist for the Touchdown Club of Houston Private School Offensive Player of the Year as a senior ... completed 105-of-178 passes (59 percent) for 1,487 yards and 14 touchdowns and averaged nearly eight yards per rush (801 on 101 carries) to go along with seven scores en route to All-SPC laurels as a senior ... accounted for 25 total TDs (13 pass/12 rush) as a junior while connecting on 123-of-226 passes (54.4 percent) for 1,479 yards ... added another 521 yards on 147 rushes ... saw limited action as a sophomore but threw for 538 yards and seven touchdowns ... coach by Steve Leisz.

Personal

Born Sept. 13, 1995 ... son of Denetia and Allen Robinson ... pre-biology major.



MEET THE ROADRUNNERS



Cody Rogers • #43
Defensive End • 6-0 • 245 • Sr.-3L
San Antonio, Texas (Brandeis HS)

• Program's all-time leader with 10 quarterback hurries

Junior (2013)

Appeared in all 12 tilts and drew starts in nine ... started the opening four games of the year, as well as the final five ... accumulated 25 tackles (6 solos/19 assists), 3.5 TFLs, 3.5 sacks and a team-leading five QB hurries ... opened the campaign with four tackles at New Mexico (Aug. 31) and matched that two weeks later at Arizona (Sept. 14) ... had a career-best two QB hurries against UAB (Oct. 26).

Sophomore (2012)

Made a successful switch to defensive end ... played in 10 games and started nine of those contests ... missed the Northwestern Oklahoma State (Sept. 22) and New Mexico State (Sept. 29) tilts due to injury ... posted 31 tackles (18 solos/13 assists), including 4.5 TFLs and 2.5 sacks, and four QB hurries ... racked up seven stops, one of which went for loss and a half sack in the season finale against I-35 rival Texas State (Nov. 24) ... had three other outings with four tackles (South Alabama/Texas A&M-Commerce/Rice).

Freshman (2011)

Saw action in nine games at safety and linebacker ... started the final three contests ... registered 37 tackles (16 solos/21 assists), including a program-record 16 (7 solos/9 assists) at McNeese State (Nov. 12) ... also had a pair of six-tackle efforts against Bacone (Sept. 24) and Georgia State (Oct. 29) ... redshirted in 2010.

Prior To UTSA

A 2009 second-team Class 5A all-state honoree and also tabbed the *San Antonio Express-News* Area Defensive Player of the Year ... also earned first-team all-district honors and played in the THSCA All-Star Game ... collected 144 tackles, including 36 for loss, 19 sacks, a pair of interceptions and five blocked punts as a senior ... helped team post a 12-2 record, as it advanced to the quarterfinals of the state playoffs ... a second-team All-District 28-5A performer as a junior after posting 94 stops ... coached John Campbell.

Personal

Born March 28, 1992 ... son of Jacky and Kevin Rogers ... physical education major.

Career Statistics

Year	G/GS	TT (S/A)	TFLs (Yds)	Sacks	FF/FR	INT	PBU	BLK
2013	12/9	25 (6/19)	3.5 (23)	3.5	0/0	0	0	0
2012	10/9	31 (18/13)	4.5 (29)	2.5	0/0	0	0	0
2011	9/3	37 (16/21)	1.0 (6)	0.5	0/0	0	0	0
Total	19/12	68 (34/34)	5.5 (35)	3.0	0/0	0	0	0

Career Highs

Tackles: 16, at McNeese State (11/12/11) ^
Tackles For Loss: 1.5, vs. Texas State (11/24/12)
QB Hurries: 2, vs. UAB (10/26/13)

^ UTSA record



Mauricio Sanchez • #25
Safety • 6-0 • 200 • Jr.-2L
San Antonio, Texas (Warren HS)

Junior (2013)

Redshirted due to injury.

Sophomore (2012)

Drew starts in the opening six contests and played in nine overall ... missed the San Jose State (Oct. 20), Utah State (Oct. 27) and Louisiana Tech (Nov. 3) outings due to injury ... registered 35 tackles (13 solos/22 assists) ... had a season-high nine stops at New Mexico State (Sept. 29).

Freshman (2011)

Started seven games and appeared in nine overall ... recorded 44 tackles (17 solos/27 assists) and his forced fumble against Northeastern State (Sept. 3) was the first in program history ... added six stops in the 31-3 victory and seven two weeks later at Southern Utah (Sept. 17) ... posted a career-high dozen tackles (6 solos) at #16 Sam Houston State (Oct. 1).

Prior To UTSA

Two-year team captain and Most Valuable Player who recorded more than 250 tackles his final two seasons ... posted 137 stops, four pass breakups and three interceptions en route to 2010 *San Antonio Express-News* first-team all-area and first-team All-District 27-5A accolades ... racked up 115 tackles and a pair of fumble recoveries as a junior and was a second-team All-District 28-5A selection ... coached by Bryan Dausin.

Personal

Born Sept. 26, 1992 ... son of Griselda and Javier Sanchez ... multidisciplinary studies major.

Career Statistics

Year	G/GS	TT (S/A)	TFLs (Yds)	Sacks	FF/FR	INT	PBU	BLK
2012	9/6	35 (13/22)	0.0 (0)	0.0	0/0	0	0	0
2011	9/7	44 (17/27)	0.5 (0)	0.0	1/0	0	0	0
Total	18/13	79 (30/49)	0.5 (0)	0.0	1/0	0	0	0

Career Highs

Tackles: 12, at #16 Sam Houston State (10/1/11)



Nate Shaw • #27
Running Back • 5-11 • 240 • Sr.-3L
Austin, Texas (Anderson HS)

Junior (2013)

Team's primary blocking back saw action in all 12 games and started a half dozen of those contests overall ... did not record any statistics but helped pave the way for an offense that averaged 25.6 points, 417.8 total yards (175.4 rush/242.4 pass), 21.9 first downs and 32:24 possession time per outing.

Sophomore (2012)

Appeared in all 12 tilts with four starts ... rushed two times for five yards and scored from a yard out against Northwestern Oklahoma State (Sept. 22) ... also caught five passes for 28 yards and returned a pair of kickoffs for 11 ... had a career-best two receptions for 11 yards against McNeese State (Nov. 10) ... added three tackles and forced a fumble on special teams.

Freshman (2011)

Played in nine games, primarily on special teams ... carried the ball four times for 16 yards and a 5-yard touchdown in the season finale against Minot State (Nov. 19) ... also returned a kickoff 16 yards and registered a solo tackle at McNeese State (Nov. 12) ... saw action at deep snapper (punts) in two contests ... redshirted in 2010.

Prior To UTSA

A two-time team captain who played offensive guard and linebacker during his prep career ... earned All-District 25-5A laurels at guard his final two seasons ... tabbed honorable mention all-district at linebacker as a sophomore ... coached by Marc Reiland.



Personal

Born Dec. 31, 1991 ... son of Daphine and Michael Shaw ... exercise science major.

Career Statistics

Year	G/GS	Rush-Yds	Avg.	TD	Long	Rec-Yds	Avg.	TD	Long
2013	12/6	0-0	—	0	—	0-0	—	0	—
2012	12/4	2-5	2.5	1	4	5-28	5.6	0	10
2011	9/0	4-16	4.0	1	6	1-11	11.0	0	11
Total	33/10	6-21	3.5	2	6	6-39	6.5	0	11

Special Teams

Year	KR-Yds	Avg.	Long
2013	0-0	—	—
2012	2-11	5.5	10
2011	1-16	16.0	16
Total	3-27	9.0	16

Career Highs

Rushing Attempts: 4, vs. Minot State (11/19/11)
 Rushing Yards: 16, vs. Minot State (11/19/11)
 Receptions: 2, vs. McNeese State (11/10/12)
 Receiving Yards: 11 (2x), last vs. McNeese State (11/10/12)



Robert Singletary • #50
Defensive End • 6-2 • 250 • Sr.-1L
Kingwood, Texas (Kingwood HS/Baylor)

- Preseason Rotary Lombardi Award watch list (nation's top interior lineman)
- Preseason first-team All-Conference USA (Athlon Sports)
- 2013 honorable mention All-Conference USA

Junior (2013)

Earned honorable mention All-Conference USA honors ... racked up 30 tackles, a team-leading five sacks and two forced fumbles, four QB hurries and a pair of pass breakups in just eight games (six starts) of action ... top outing came in his second contest of the season at Marshall (Oct. 5) when he recorded career highs with seven stops and two sacks in addition to forcing a fumble that led to points.

Sophomore (2012)

Did not play after transferring from Baylor.

Prior To UTSA

Appeared in all 13 games, exclusively on special teams, at Baylor in 2011 ... recorded two tackles (vs. Stephen F. Austin/Washington) ... a three-year prep starter for head coach Dougald McDougald ... earned second-team All-District 19-5A honors as a senior after registering 95 stops, a pair of sacks, three forced fumbles and three fumble recoveries in his first season at linebacker ... played wide receiver and tight end the previous year ... also a three-year basketball starter.

Personal

Born March 18, 1992 ... son of Carmen and Clem Singletary ... older brother, Mike, was an All-Big 12 Conference basketball performer at Texas Tech from 2007-11 ... communications major.

Career Statistics

Year	G/GS	TT (S/A)	TFLs (Yds)	Sacks	FF/FR	INT	PBU	BLK
2013	8/6	30 (12/18)	5.0 (40)	5.0	2/0	0	2	0
Total	8/6	30 (12/18)	5.0 (40)	5.0	2/0	0	2	0

Career Highs

Tackles: 7, at Marshall (10/5/13)
 Tackles For Loss: 2, at Marshall (10/5/13)
 Sacks: 2, at Marshall (10/5/13)
 QB Hurries: 2, vs. Tulane (11/9/13)
 Pass Breakups: 2, vs. Louisiana Tech (11/30/13)



Darrien Starling • #24
Cornerback • 5-9 • 200 • Sr.-3L
Tyler, Texas (John Tyler HS)

Junior (2013)

Appeared in 10 contests ... started the first three tilts, as well as the season finale against Louisiana Tech (Nov. 30) ... missed the UAB (Oct. 26) and Tulsa (Nov. 2) games due to illness ... recorded 18 tackles (12 solos/6 assists) and broke up a pass against Houston (Sept. 28) ... had a season-high four stops in the home opener against #13 Oklahoma State (Sept. 7) and at Marshall (Oct. 5).

Sophomore (2012)

Played in 11 games and started 10 ... did not play against Texas A&M-Commerce (Sept. 8) due to injury ... accumulated 33 tackles (27 solos/6 assists) and pair of pass breakups in addition to recovering a fumble at Georgia State (Sept. 15) ... recorded a season-best five stops in three different outings (Utah State/McNeese State/Texas State).

Freshman (2011)

Started all 10 contests ... made 35 tackles (23 solos/12 assists), registered a pair of interceptions and broke up a total of six passes ... his pick against McMurry (Sept. 10) was the first in program history ... added a half dozen stops (5 solos) in that contest ... had a season-high seven tackles (4 solos) in the season opener against Northeastern State (Sept. 3) ... other INT came at McNeese State (Nov. 12) ... redshirted in 2010.

Prior To UTSA

Earned 2009 first-team All-East Texas (*Tyler Morning Telegraph*), first-team all-area and first-team All-District 11-5A accolades as a senior ... collected 33 tackles, intercepted five passes (one TD), broke up 12 passes and forced a pair of fumbles to help lead team to a 12-2 record and the fourth round of the state playoffs ... coached by Dereck Rush.

Personal

Born Jan. 13, 1992 ... son of Teresa Whitmill and Jerry Starling ... advertising/public relations major.

Career Statistics

Year	G/GS	TT (S/A)	TFLs (Yds)	Sacks	FF/FR	INT	PBU	BLK
2013	10/4	18 (12/6)	0.5 (0)	0.0	0/0	0	1	0
2012	11/10	33 (27/6)	0.0 (0)	0.0	0/1	0	2	0
2011	10/10	35 (23/12)	0.0 (0)	0.0	0/0	2	6	0
Total	31/24	86 (62/24)	0.5 (0)	0.0	0/1	2	9	0

Career Highs

Tackles: 7, vs. Northeastern State (9/3/11)
 Pass Breakups: 2, vs. Bacone (9/24/11)



MEET THE ROADRUNNERS



Kristian Stern • #38
Punter/Place-Kicker • 5-11 • 185 • Sr.-2L
San Antonio, Texas (Alamo Heights HS)

- 2013 honorable mention All-Conference USA
- Program's all-time leading punter (40.3 avg.)

Junior (2013)

Punted in all 12 contests en route to honorable mention All-Conference USA laurels ... averaged 40.4 yards on 50 punts with a career-long 60-yarder at Tulsa (Nov. 2) ... had eight punts of 50 or more yards, downed 11 inside the 20-yard line and 17 resulted in fair catches ... had a season-best average of 47.7 on six boots against the Golden Hurricane ... had seven games of a 40-yard-or-better average.

Sophomore (2012)

Saw action in the final nine games ... missed just one kick on the season and accounted for 39 points ... was a perfect 24-for-24 on extra-point attempts and 5-for-6 on field goals (83.3 percent) with a long of 41 yards against San Jose State (Oct. 20) ... punted 23 times for 913 yards (39.7 avg.), including a season-long 50-yarder against McNeese State (Nov. 10) ... also had a pair of touchbacks on his 14 kickoffs ... tied a program record with seven PATs against Northwestern Oklahoma State (Sept. 22) ... connected on a season-high two FGs at Rice (Oct. 13).

Freshman (2011)

Served as the team's punter in the final four tilts ... punted 16 times for 655 yards (40.9 avg.) ... seven resulted in fair catches and five were dropped inside the 20-yard line ... averaged 49.3 yards per kick, including a season-long 52-yarder, at UC Davis (Oct. 15).

Prior To UTSA

Earned third-team Class 4A all-state, first-team all-area and unanimous first-team All-District 27-4A accolades as senior ... connected on 48 PATs and was good on 12-of-15 field goals with a long of 40 yards that season ... coached by Don Byrd.

Personal

Born Feb. 10, 1993 ... son of Karen and Dan Stern ... economics major.

Career Statistics

Year	G	PATs	Pct.	FGs	Pct.	Long	Pts	KO	TB
2013	12	0-0	—	0-0	—	—	0	0	0
2012	9	24-24	100.0	5-6	83.3	41	39	14	2
2011	4	0-0	—	0-0	—	—	0	0	0
Total	13	24-24	100.0	5-6	83.3	41	39	14	2

Punting No-Yds Avg. Long FC I20

2013	50-2,021	40.4	60	17	11
2012	23-914	39.7	50	6	4
2011	16-655	40.9	55	7	5
Total	89-3,590	40.3	60	30	20

Career Highs

- Punts: 7, vs. Utah State (10/27/12) ^
 - Extra Points: 7, vs. Northwestern Oklahoma State (9/22/12) ^
 - Field Goals: 2, at Rice (10/13/12)
 - Points: 7 (2x), last vs. McNeese State (11/10/12)
 - Touchbacks: 2, at New Mexico State (9/29/12)
- ^ UTSA record



Trevor Stevens • #87
Tight End • 6-4 • 245 • So.-1L
Friendswood, Texas (Friendswood HS)

Freshman (2013)

Appeared in 10 games, primarily on special teams ... redshirted in 2012.

Prior To UTSA

Three-year starter who caught 20 passes for 187 yards and five touchdowns during his prep career ... earned second-team All-District 24-4A honors his final two seasons ... hauled in 11 passes for 140 yards and four scores as a junior ... helped team post a 13-2 record and reach the Class 4A Division I semifinals that season ... coached by Steve Van Meter.

Personal

Born Feb. 19, 1994 ... son of Kelly and Eric Stevens ... finance major.



Kevin Strong Jr. • #54
Defensive Tackle • 6-3 • 285 • Fr.-HS
Cleveland, Texas (Cleveland HS)

Prior To UTSA

A unanimous first-team All-District 22-3A honoree as a senior after racking up 51 tackles, 13 TFLs and seven sacks ... registered 65 stops and eight sacks en route to all-district accolades as a junior ... coached by Clayton Maple ... also a first-team all-district basketball player and regional qualifier in track & field (shot put).

Personal

Born Aug. 5, 1996 ... son of Tanisha and Kevin Strong ... pre-kinesiology major.



Aron Taylor • #17
Wide Receiver • 6-1 • 200 • Fr.-HS
San Antonio, Texas (Warren HS)

Freshman (2013)

Redshirted.

Prior To UTSA

Tabbed first-team all-area by the *San Antonio Express-News* and was a unanimous All-District 27-5A pick as a senior ... recorded 55 receptions for 837 yards (15.2 avg.) and nine touchdowns that season ... also handled the team's punting duties and averaged 41.5 yards on 29 boots ... earned second-team all-area and first-team all-district accolades as a junior after helping lead his team to a school-record 11 wins ... caught 46 passes for 794 yards (17.3 avg.) and 14 TDs that fall ... coached by Brian Dausin.

Personal

Born Sept. 25, 1994 ... son of Bonnie and Andrew Taylor ... kinesiology major.



Blake Terry • #52
Linebacker • 5-11 • 225 • Sr.-3L
Denton, Texas (Guyer HS)

Junior (2013)

Played in 11 games and started against Rice (Oct. 12) ... made 33 tackles (9 solos/24 assists) and 1.5 TFLs ... had a season-high nine stops against Houston (Sept. 28) ... added a half dozen tackles, including one behind the line of scrimmage, the following week at Marshall (Oct. 5).

Sophomore (2012)

Played in all 12 games and drew starts in the opening four contests of the year ... accumulated 64 tackles (34 solos/30 assists), including three for loss and a sack, and forced a fumble against Northwestern Oklahoma State (Sept. 22) ... recorded career highs of 11 stops and 1.5 TFLs, including one sack, in the home opener against Texas A&M-Commerce (Sept. 8) ... added eight tackles at #22 Louisiana Tech (Nov. 3).

Freshman (2011)

Saw action in nine games ... collected nine tackles (2 solos/7 assists), 1.5 TFLs and a sack against Bacone (Sept. 24) ... registered two stops in four outings.

Prior To UTSA

Helped lead prep squad to 38 victories from 2008-10 ... earned first-team All-District 7-5A honors as a senior after recording 132 tackles, 14 QB hurries, four sacks, a fumble recovery and an interception from the defensive end spot ... team advanced to Class 5A Division II State Championship Game (lost to Cibolo Steele, 24-21) and finished the year with a 13-3 record ... a first-team All-District 5-4A selection at linebacker as a junior ... helped lead club to berths in the 2009 Class 4A and 2008 Class 5A Division I state semifinals ... coached by John Walsh.

Personal

Born Oct. 3, 1991 ... son of Ruthie and Val Terry ... criminal justice major.

Career Statistics

Year	G/GS	TT (S/A)	TFLs (Yds)	Sacks	FF/FR	INT	PBU	BLK
2013	11/1	33 (9/24)	1.5 (5)	0.0	0/0	0	0	0
2012	12/4	64 (34/30)	3.0 (8)	1.0	1/0	0	0	0
2011	9/0	9 (2/7)	1.5 (5)	1.0	0/0	0	0	0
Total	32/5	106 (45/61)	6.0 (18)	2.0	1/0	0	0	0

Career Highs

Tackles: 11, vs. Texas A&M-Commerce (9/8/12)
 Tackles For Loss: 1.5, vs. Texas A&M-Commerce (9/8/12)



Kerry Thomas Jr. • #14
Wide Receiver • 6-0 • 200 • Fr.-HS
College Station, Texas (A&M Consolidated HS)

Prior To UTSA

Began his prep career on the basketball court and played football for just two seasons ... earned honorable mention All-Class 5A and first-team All-District 14-5A accolades following a senior campaign that saw him record 100 receptions for 1,401 yards and 16 touchdowns ... caught 35 passes for 446 yards and five scores in the team's four playoff games, as the Tigers won 10 games and advanced to the UIL Class 5A Division II quarterfinals ... hauled in 17 passes for 192 yards and three TDs as a junior ... coached by David Raffield.

Personal

Born May 5, 1996 ... Chantel and Kerry Thomas ... pre-business major.



Justin Todd • #35
Linebacker • 6-0 • 220 • Fr.-HS
Orange Park, Fla. (Oakleaf HS)

Prior To UTSA

Posted at least 100 tackles in each of his final two prep seasons en route to all-county honors ... earned 2013 honorable mention All-First Coast accolades from the *Florida Times-Union* ... registered 100 stops and 3.5 sacks as a senior ... earned second-team all-region honors after posting 125 tackles, a pair of sacks, two fumble recoveries and an interception as a junior ... racked up 56 stops, including 11 for loss, and eight sacks as a sophomore ... the first four-year starter in school history ... coached by Derrick Chipoletti.

Personal

May 6, 1995 ... Winn and Charles Todd ... pre-communications major.



Brian Vaughn • #13
Running Back • 5-6 • 185 • Jr.-SQ
Fort Worth, Texas (All Saints HS)

Sophomore (2013)

Saw action in six contests ... rushed 13 times for 45 yards (3.5 avg.) with a long of 16 yards against Tulane (Nov. 9) ... also caught an 11-yard pass at Arizona (Sept. 14) ... rushed five times for 19 yards against UAB (Oct. 26) and the Green Wave.

Freshman (2012)

Appeared in six games ... rushed eight times for 72 yards (9.0 avg.) with a long of 36 yards against San Jose State (Oct. 20) ... also caught a 29-yard pass at #22 Louisiana Tech (Nov. 3) and added a pair of rushes for 21 yards in that contest.

Prior To UTSA

Rushed 118 times for 1,068 yards (9.1 avg.) and 14 touchdowns en route to first-team All-Southwest Preparatory Conference honors as a senior ... also registered 22 receptions for 356 yards (16.2 avg.) and four more scores that season ... tabbed team's Offensive Most Valuable Player ... saw a majority of action on defense as a junior ... racked up 40 tackles (30 solos/10 assists), five pass breakups, two interceptions and a pair of fumble recoveries that year ... coached by Aaron Beck.

Personal

Born Dec. 2, 1993 ... son of leasha Stewart and Todd Vaughn ... pre-business major.

Career Statistics

Year	G/GS	Rush-Yds	Avg.	TD	Long	Rec-Yds	Avg.	TD	Long
2013	6/0	13-45	3.5	0	16	1-11	11.0	0	11
2012	6/0	8-72	9.0	0	36	1-29	29.0	0	29
Total	12/0	21-117	5.6	0	36	2-40	20.0	0	29

Career Highs

Rushing Attempts: 2 (3x), last vs. McNeese State (11/10/12)
 Rushing Yards: 36, vs. San Jose State (10/20/12)
 Receiving Yards: 29, at #22 Louisiana Tech (11/3/12)



MEET THE ROADRUNNERS



Triston Wade • #7
Safety • 5-11 • 170 • Sr.-3L
Tyler, Texas (John Tyler HS)

- Preseason Jim Thorpe Award watch list (nation's top DB)
- Preseason All-Conference USA (league coaches/Athlon Sports)
- 2013 second-team All-Conference USA
- 2012 first-team All-Western Athletic Conference
- Named Western Athletic Conference Defensive Player of the Week and honorable mention Jim Thorpe Award Defensive Back of the Week on Sept. 3, 2012
- Program's all-time leader in interceptions (8), pass breakups (21), forced fumbles (7) and fumble recoveries (4) and ranks second in tackles (207)
- Has had a hand in a total of 15 turnovers (eight INTs/seven fumbles) in the first 34 games of his career

Junior (2013)

Team captain who was a second-team All-Conference USA selection ... posted a team-leading 94 tackles (No. 2 UTSA history) and two interceptions to go along with seven pass breakups and 2.5 tackles behind the line of scrimmage in 12 starts ... picked off both his passes at Tulsa (Nov. 2), one of which he returned 82 yards for a touchdown, and he also broke up a toss in the end zone to go along with four stops in that contest ... recorded a career-high 12 tackles at Arizona (Sept. 14) and matched that feat two weeks later against Houston (Sept. 28) ... his third double-digit performance came in an 11-stop effort at North Texas (Nov. 23).

Sophomore (2012)

Started all 12 games and earned first-team All-Western Athletic Conference accolades ... tied for the team lead with four interceptions, four forced fumbles and two fumble recoveries ... also ranked second with 74 tackles (45 solos/29 assists) and 11 pass breakups ... forced a fumble on a kickoff return and intercepted a pass in the end zone in addition to recording a career-high 11 tackles in the season opener at South Alabama (Sept. 1) ... earned WAC Defensive Player of the Week and honorable mention Jim Thorpe Defensive Back of the Week honors following that performance ... had a 38-yard pick-six against Northwestern Oklahoma State (Sept. 22) ... forced another fumble to go along with four tackles and a pair of pass breakups at Georgia State (Sept. 15) ... added seven stops and a forced fumble against San Jose State (Oct. 20) ... posted a game-high 11 tackles and intercepted a pass against Utah State (Oct. 27) ... picked off another pass at Idaho (Nov. 19) ... recovered a fumble against McNeese State (Nov. 10) and again in the season finale against I-35 rival Texas State (Nov. 24).

Freshman (2011)

Appeared in all 10 games and earned starts in four of the final five contests ... racked up 39 tackles (23 solos/16 assists), including one for loss, three forced fumbles, two fumble recoveries and a pair of interceptions (for 52 yards) ... finished the year strong with 22 stops over the final three tilts ... picked off passes against Bacone (Sept. 24) and Minot State (Nov. 19) ... recovered fumbles in October road outings at #16 Sam Houston State (Oct. 1) and UC Davis (Oct. 15) ... also forced fumbles in those two games.

Prior To UTSA

Earned 2010 second-team Class 4A all-state and first-team All-East Texas honors ... also was tabbed the District 14-4A Defensive Most Valuable Player after leading team with 122 tackles and six interceptions as a senior ... added a pair of forced fumbles, one sack and a fumble recovery while starting all 14 games ... coached by Dereck Rush.

Personal

Born May 19, 1993 ... son of Yu-Tandrain Smith and Reginald Wade ... multidisciplinary studies major.

Career Statistics

Year	G/GS	TT (S/A)	TFLs (Yds)	Sacks	FF/FR	INT	PBU	BLK
2013	12/12	94 (49/45)	2.5 (2)	0.0	0/0	2	7	0
2012	12/12	74 (45/29)	1.0 (7)	0.0	4/2	4	11	0
2011	10/4	39 (23/16)	1.0 (1)	0.0	3/2	2	3	0
Total	34/28	207 (117/90)	4.5 (10)	0.0	7/4	8	21	0

Career Highs

Tackles: 12 (2x), last vs. Houston (9/28/13)
Interceptions: 2, at Tulsa (11/2/13) ^
Pass Breakups: 3 (2x), last at Tulsa (11/2/13) ^

^ UTSA record



Josh Walker • #76
Offensive Tackle • 6-3 • 305 • Sr.-2L
League City, Texas (Clear Springs HS)

Junior (2013)

Appeared in 11 contests, including starts in nine of the final 10 tilts ... did not play in the season opener at New Mexico (Aug. 31) ... third on the squad with 49 pancakes, including a season-high eight against Rice (Oct. 12) and again in the season finale against Louisiana Tech (Nov. 30) ... graded out at 79 percent ... a key part of an offensive line that did not commit a holding penalty during the season ... helped the offense average 25.6 points, 417.8 total yards (175.4 rush/242.4 pass), 21.9 first downs and 32:24 possession time per contest.

Sophomore (2012)

Started all 12 games (7 at guard/5 at tackle) ... racked up a team-leading 46 knockdown blocks, including a career-best nine at Georgia State (Sept. 15) ... graded out at 77 percent for an offense that averaged 31.2 points, 390.2 total yards (159.2 rush/231 pass) and 31:45 possession time per outing ... integral part of an offensive line that surrendered just seven sacks, which was tied for the second-lowest total in the nation.

Freshman (2011)

Saw limited action in three games (McMurry/Southern Utah/Bacone).

Prior To UTSA

Led prep team in all blocking categories as a senior ... tabbed second-team All-District 24-5A after registering 31 pancakes and 24 knockdown blocks his final season ... coached by Clint Hartman.

Personal

Born Dec. 23, 1992 ... son of Thomala and Christopher Walker ... kinesiology major.



Josh Ward • #47
Punter/Place-Kicker • 5-10 • 230 • Sr.-2L
Pleasanton, Texas (Pleasanton HS)

Junior (2013)

Appeared in the first two games of the season at New Mexico (Aug. 31) and in the home opener against #13 Oklahoma State (Sept. 7) ... punted twice against the Cowboys for 78 yards (39.0 avg.), including a 45-yarder.

Sophomore (2012)

Played in all 12 contests ... kicked off 29 times and recorded eight touchbacks, including a program-record seven at Idaho (Nov. 19) ... averaged 33.7 yards on his 28 punts and six resulted in fair catches and five landed inside the 20-yard line ... booted a school-record 55-yarder against Texas A&M-Commerce (Sept. 8) and that came on the heels of a 53-yarder in the season opener at South Alabama (Sept. 1).



Freshman (2011)

Appeared in the first six games before sustaining a season-ending injury ... averaged 35.1 yards on his 30 punts ... 10 landed inside the 20-yard line and six resulted in fair catches ... had two punts of 50 or more yards, including a career-long 52-yarder against Bacone (Sept. 24) ... also kicked off nine times.

Prior To UTSA

Earned 2010 second-team Class 3A all-state, first-team *San Antonio Express-News* all-area and unanimous All-District 28-3A honors ... connected on 11-of-13 field goals with a long of 42 yards as a senior ... also averaged 38.3 yards on 42 punts with a long of 53 and half of his 42 kickoffs were touchbacks ... earned all-area and all-district accolades as a junior after converting 19-of-22 PATs and 5-of-7 FGs, including two from 46 yards ... also averaged 40 yards per punt in 2009 ... garnered 2010 first-team academic all-state honors ... coached by Tab Dumont.

Personal

Born Feb. 15, 1993 ... son of Debbie and Jeff Ward ... biology major.

Career Statistics

Year	G	Punts-Yards	Avg.	Long	FC	I20	KO	TB
2013	2	3-87	29.0	45	1	1	60	21
2012	12	28-943	33.7	55	6	5	29	8
2011	6	30-1,052	35.1	52	6	10	9	0
Total	18	61-2,082	97.8	55	13	16	98	29

Career Highs

Punts: 7, at #16 Sam Houston State (10/1/11) ^

Touchbacks: 7, at Idaho (11/19/12) ^

^ UTSA record



Jarveon Williams · #2
Running Back · 5-9 · 200 · So.-11
Converse, Texas (Judson HS)

Freshman (2013)

Saw action in the final 11 games of his inaugural campaign ... missed the season opener at New Mexico (Aug. 31) due to injury ... rushed 26 times for 128 yards (4.5 avg.) and also caught 14 passes for 134 yards (9.6 avg.), including a 31-yard touchdown in the season finale against Louisiana Tech (Nov. 30) ... had season bests of eight attempts for 35 yards, including a 16-yarder, against Tulane (Nov. 9) ... peeled off a season-long rush of 25 yards against Houston (Sept. 28) ... hauled in a career-high four receptions (for 23 yards) in the team's inaugural Conference USA tilt at UTEP (Sept. 21) ... racked up season highs of three reception for 47 yards against the Bulldogs ... also returned nine kickoffs for 208 yards (23.1 avg.), including a season-long 37-yarder against LA Tech ... added a 30-yard return at Marshall (Oct. 5) and a 25-yarder the following week against Rice (Oct. 12).

Prior To UTSA

Began career at defensive back but moved to running back for his senior season ... earned second-team all-area (*San Antonio Express-News*) and first-team All-District 25-5A honors as a senior ... ran the ball 187 times for 1,517 yards (8.1 avg.) and 21 touchdowns ... also caught 15 passes for 243 yards (16.2 avg.) and a pair of scores ... a second-team all-area and first-team all-district choice as a junior after recording 89 tackles and an interception ... a second-team all-district pick as a sophomore ... also a first-team all-district point guard for the basketball team.

Personal

Born Jan. 3, 1995 ... son of Tyisha Wagner and Julon Williams ... uncle, Ivan Wagner, played basketball and high jumped for North Carolina State (1995-96) and Texas (1997-2000) ... business management major.

Career Statistics

Year	G/GS	Rush-Yds	Avg.	TD	Long	Rec-Yds	Avg.	TD	Long
2013	11/0	28-126	4.5	0	25	14-134	9.6	1	31f
Total	11/0	28-126	4.5	0	25	14-134	9.6	1	31f

Special Teams

Year	KR-Yds	Avg.	Long
2013	9-208	23.1	37
Total	9-208	23.1	37

Career Highs

Rushing Attempts: 8, vs. Tulane (11/9/13)

Rushing Yards: 35, vs. Tulane (11/9/13)

Receptions: 4, at UTEP (9/21/13)

Receiving Yards: 47, vs. Louisiana Tech (11/30/13)

Kickoff Returns: 3, vs. Louisiana Tech (11/30/13)

Kickoff Return Yards: 79, vs. Louisiana Tech (11/30/13)

Walk-Ons



Matt Bayliss · #49
Deep Snapper · 6-7 · 210 · Fr.-RS
Tulsa, Okla. (Holland Hall HS)
geology major



Fred Blow Jr. · #16
Cornerback · 5-9 · 180 · Jr.-SQ
Humble, Texas (Atascocita HS/Air Force)
marketing major



Tyrell Clay · #16
Running Back · 5-9 · 190 · Fr.-RS
Corpus Christi, Texas (Miller HS)
kinesiology major



John Paul Davila · #99
Defensive Tackle · 6-1 · 300 · Fr.-RS
San Antonio, Texas (Lanier HS)
kinesiology major



Blake Dean · #40
Running Back · 6-2 · 230 · Jr.-TR
Temple, Texas (Temple HS/West Texas A&M)
finance major



Alex Delgado · #77
Offensive Tackle · 6-5 · 315 · So.-SQ
Boerne, Texas (Boerne HS)
criminal justice major



Gage Hadlock · #48
Safety · 5-11 · 200 · So.-SQ
New Braunfels, Texas (Canyon HS)
bio-medical engineering major



Cedric Haley · #41
Linebacker · 6-2 · 215 · Jr.-TR
Pflugerville, Texas (Connally HS/Cisco [Texas] JC)
multidisciplinary studies major



Brady Jones · #11
Wide Receiver · 5-10 · 185 · Fr.-RS
George West, Texas (George West HS)
finance major



MEET THE ROADRUNNERS



Cade Laufer · #46
Tight End · 6-2 · 245 · Jr.-SQ
Houston, Texas (Westside HS)
mathematics major



Brady Lambert · #8
Quarterback · 6-1 · 205 · Jr.-TR
Wimberley, Texas (Wimberley HS/McMurry)
undeclared major



Miles Lerch · #89
Wide Receiver · 5-10 · 165 · So.-SQ
Houston, Texas (St. Thomas HS)
business management major



Daniel Portillo · #13
Place-Kicker/Punter · 6-0 · 170 · Fr.-RS
Pflugerville, Texas (Connally HS)
mechanical engineering major



Michael Roberson · #65
Offensive Tackle · 6-3 · 275 · Jr.-SQ
Pflugerville, Texas (Pflugerville HS)
multidisciplinary studies major



Ragan Robichaux · #29
Safety · 6-2 · 195 · Jr.-SQ
Kingwood, Texas (Park HS/Northwestern State)
political science major



Yannis Routsas · #39
Place-Kicker/Punter · 6-4 · 195 · Fr.-HS
Houston, Texas (Clear Brook HS)
pre-mechanical engineering major



Larry Stephens · #20
Wide Receiver · 5-11 · 175 · Fr.-HS
San Antonio, Texas (Brandeis HS)
interdisciplinary studies major



Dalton Sturm · #2
Quarterback · 6-2 · 180 · Fr.-HS
Goliad, Texas (Goliad HS)
pre-biology major



Brent Swanson · #69
Offensive Guard · 5-11 · 280 · So.-SQ
Corpus Christi, Texas (Carroll HS)
English major



T.J. Talashek · #59
Center · 5-10 · 270 · So.-TR
Sunnyvale, Texas (Sunnyvale HS/Coastal Carolina/UTEP)
pre-business major



Kennedy Ubabuikie · #90
Defensive Tackle · 6-2 · 280 · Jr.-SQ
San Antonio, Texas (Warren HS/Texas A&M-Kingsville)
multidisciplinary studies major



Jerod Vick · #36
Running Back · 6-1 · 215 · Fr.-HS
San Antonio, Texas (Johnson HS)
pre-business major



Duke Wheeler · #37
Safety · 5-9 · 195 · Jr.-TR
Tyler, Texas (John Tyler HS/Tyler [Texas] JC/Texas A&M-Commerce)
multidisciplinary studies major





2013 SEASON REVIEW



2013 UTSA STATISTICS

SCHEDULE/RESULTS

Date	Opponent	Result	Score	Record (C-USA)	Time	Attend
Aug. 31	at New Mexico	W	21-13	1-0	2:57	26,311
Sept. 7	#13 Oklahoma State	L	35-56	1-1	3:40	40,977
Sept. 14	at Arizona	L	13-38	1-2	3:00	41,661
Sept. 21	at UTEP	W	32-13	2-2 (1-0)	3:10	30,004
Sept. 28	Houston	L	28-59	2-3	3:43	32,487
Oct. 5	at Marshall	L	10-34	2-4 (1-1)	3:17	28,837
Oct. 12	Rice	L	21-27	2-5 (1-2)	3:04	25,272
Oct. 26	UAB	W	52-31	3-5 (2-2)	3:18	25,391
Nov. 2	at Tulsa	W	34-15	4-5 (3-2)	3:03	21,815
Nov. 9	Tulane	W	10-7	5-5 (4-2)	3:18	24,606
Nov. 23	at North Texas	W	21-13	6-5 (5-2)	3:10	19,335
Nov. 30	Louisiana Tech	W	30-10	7-5 (6-2)	2:55	26,549

RECORD BREAKDOWN

Overall	7-5
Conference USA	6-2
Non-Conference	1-3
Home	3-3
Away	4-2
Day	5-4
Night	2-1
Indoor	3-4
Outdoor	4-1
Artificial surface	7-5
Win coin toss	2-2
Lose coin toss	5-3
Televised	7-5
Score first	5-2
Opponent scores first	2-3
Leading after 1st quarter	4-0
Trailing after 1st quarter	3-4
Tied after 1st quarter	0-1
Leading at half	5-0
Trailing at half	2-4
Tied at half	0-1
Leading after 3rd quarter	6-0
Trailing after 3rd quarter	0-5
Tied after 3rd quarter	1-0

TEAM STATISTICS

	UTSA	OPP
SCORING	307	316
Points per game	25.6	26.3
FIRST DOWNS	263	259
Rushing	108	106
Passing	139	129
Penalty	16	24
RUSHING YARDAGE	2,105	1,717
Yards gained rushing	2,345	1,904
Yards lost rushing	240	187
Rushing attempts	426	429
Average per rush	4.9	4.0
Average per game	175.4	143.1
TDs rushing	23	15
PASSING YARDAGE	2,909	2,799
Comp-Att-Int	259-412-13	241-412-8
Average per pass	7.1	6.8
Average per catch	11.2	11.6
Average per game	242.4	233.2
TDs passing	13	20
TOTAL OFFENSE	5,014	4,516
Total plays	838	841
Average per play	6.0	5.4
Average per game	417.8	376.3
KICK RETURNS: #-Yards	36-755	40-880
PUNT RETURNS: #-Yards	10-52	22-138
INT RETURNS: #-Yards	8-166	13-211
KICK RETURN AVERAGE	21.0	22.0
PUNT RETURN AVERAGE	5.2	6.3
INT RETURN AVERAGE	20.8	16.2
FUMBLES-LOST	14-8	10-6
PENALTIES-Yards	75-666	68-525
Average per game	55.5	43.8
PUNTS-Yards	54-2,117	57-2,354
Average per punt	39.2	41.3
Net punt average	35.9	39.7
KICKOFFS-Yards	60-3,715	64-4,011
Average per kick	61.9	62.7
Net kick average	38.5	39.9
TIME OF POSSESSION/Game	32:24	27:36
3RD-DOWN Conversions	75-167	77-172
3rd-Down pct	45%	45%
4TH-DOWN Conversions	10-13	6-17
4th-Down pct	77%	35%
SACKS BY-Yards	21-127	18-96
MISC YARDS	0	88
TOUCHDOWNS SCORED	39	40
FIELD GOALS-ATTEMPTS	11-19	12-18
ONSIDE KICKS	0-2	0-0
RED-ZONE SCORES	(35-41) 85%	(35-40) 88%
RED-ZONE TOUCHDOWNS	(25-41) 61%	(26-40) 65%
PAT-ATTEMPTS	(38-38) 100%	(38-38) 100%
ATTENDANCE	175,282	167,963
Games/Avg per game	6/29,214	6/27,994



SCORE BY QUARTERS

	1st	2nd	3rd	4th	Total
UTSA	83	79	42	103	307
Opponents	74	103	49	90	316

2013 UTSA GAME-BY-GAME STATISTICS



OFFENSE

Date	Opponent	RUSHING				RECEIVING				PASSING				KICK RETURNS				PUNT RETURNS				Total Off	
		No.	Yds	TD	Lg	No.	Yds	TD	Lg	Cmp	Att	Int	Yds	TD	Lg	No.	Yds	TD	Lg	No.	Yds		TD
8/31	at New Mexico	33	157	1	24	21	237	2	38	21	34-0	237	2	38	0	0	0	0	1	(-2)	0	0	394
9/7	#13 Oklahoma State	32	135	1	18	30	369	4	67	30	50-2	369	4	67	9	158	0	25	1	62	0	62	504
9/14	at Arizona	29	102	1	42	30	277	0	35	30	47-1	277	0	35	2	45	0	28	0	0	0	0	379
9/21	at UTEP	35	181	3	29	18	204	1	53	18	24-0	204	1	53	3	50	0	20	1	0	0	0	385
9/28	Houston	29	128	2	25	36	365	2	28	36	49-4	365	2	28	8	180	0	35	0	0	0	0	493
10/5	at Marshall	29	97	1	29	14	157	0	27	14	34-3	157	0	27	1	30	0	30	0	0	0	0	254
10/12	Rice	49	264	3	38	17	170	0	38	17	31-0	170	0	38	2	44	0	25	2	(-4)	0	0	434
10/26	UAB	42	248	4	28	18	275	2	51	18	25-0	275	2	51	4	96	0	27	0	0	0	0	523
11/2	at Tulsa	39	286	1	84	16	114	1	14	16	20-0	114	1	14	2	35	0	18	2	(-7)	0	0	400
11/9	Tulane	29	132	1	68	10	183	0	62	10	25-0	183	0	62	0	0	0	0	1	5	0	5	315
11/23	at North Texas	31	184	3	40	30	274	0	37	30	49-1	274	0	37	2	38	0	21	1	(-1)	0	0	458
11/30	Louisiana Tech	49	191	2	20	19	284	1	40	19	24-2	284	1	40	3	79	0	37	1	(-1)	0	0	475
Totals		426	2,105	23	84	259	2,909	13	67	259	412-13	2,909	13	67	36	755	0	37	10	52	0	62	5,014
Opponent		429	1,717	15	44	241	2,799	20	56	241	412-8	2,799	20	56	40	880	1	100	22	138	0	29	4,516

DEFENSE

Date	Opponent	TACKLES			TFL-Yds	SACKS	FUMBLES		Pass Int-Yds	QBH	Brk	Blkd Kick	Kicks Made-Att	XPTS			Pts
		Solo	Ast	Total			No-Yds	FF						FR-Yds	Run	Rcv	
8/31	at New Mexico	47	22	69	4-15	2-11	1	0-0	0-0	0	3	0	3-3	0	0	0	21
9/7	#13 Oklahoma State	63	16	79	6-16	2-10	0	0-0	0-0	1	2	0	5-5	0	0	0	35
9/14	at Arizona	41	30	71	2-8	1-5	1	1-0	0-0	0	0	0	1-1	0	0	0	13
9/21	at UTEP	25	52	77	3-15	1-9	0	0-0	0-0	1	3	0	3-3	1	0	0	32
9/28	Houston	31	52	83	3-5	0-0	0	0-0	0-0	6	4	0	4-4	0	0	0	28
10/5	at Marshall	40	52	92	7-42	5-37	1	1-0	0-0	4	3	0	1-1	0	0	0	10
10/12	Rice	22	44	66	4-14	1-6	0	0-0	0-0	2	1	0	3-3	0	0	0	21
10/26	UAB	29	54	83	3-24	3-24	2	1-16	2-13	4	4	0	7-7	0	0	0	52
11/2	at Tulsa	39	40	79	5-14	1-5	1	2-0	2-93	0	6	0	4-4	0	0	0	34
11/9	Tulane	30	54	84	6-11	3-5	1	1-16	2-8	4	4	0	1-1	0	0	0	10
11/23	at North Texas	35	30	65	1-2	0-0	0	0-0	1-28	0	4	0	3-3	0	0	0	21
11/30	Louisiana Tech	28	30	58	6-21	2-15	0	0-0	1-24	3	7	0	3-3	0	0	0	30
Totals		430	476	906	50-187	21-127	7	6-32	8-166	25	42	0	38-38	1	0	0	307
Opponent		474	360	834	74-236	19-96	9	8-74	13-211	30	41	2	38-38	0	1	0	316

SPECIAL TEAMS

Date	Opponent	No	Yds	Avg	PUNTING					FIELD GOALS			KICKOFFS					
					Long	Blkd	TB	FC	50+	I20	Made-Att	Long	Blkd	No	Yds	Avg	TB	OB
8/31	at New Mexico	7	240	34.3	46	0	0	3	0	0	0-0	0	0	4	254	63.5	2	0
9/7	#13 Oklahoma State	4	161	40.2	45	0	0	2	0	1	0-2	0	0	5	304	60.8	0	0
9/14	at Arizona	5	205	41.0	53	0	0	1	1	1	2-2	43	0	4	257	64.2	3	0
9/21	at UTEP	4	166	41.5	51	0	0	0	1	0	1-1	37	0	6	377	62.8	3	0
9/28	Houston	3	108	36.0	40	0	0	0	0	0	0-1	0	1	5	269	53.8	0	0
10/5	at Marshall	6	273	45.5	50	0	0	1	2	2	1-1	24	0	3	182	60.7	1	0
10/12	Rice	4	141	35.2	48	0	0	1	0	0	0-2	0	0	3	191	63.7	2	0
10/26	UAB	2	84	42.0	44	0	0	2	0	0	1-1	30	0	9	579	64.3	5	0
11/2	at Tulsa	6	286	47.7	60	0	1	2	2	3	2-2	41	0	7	433	61.9	3	0
11/9	Tulane	6	244	40.7	52	0	1	3	1	2	1-1	34	0	3	180	60.0	1	0
11/23	at North Texas	3	54	18.0	31	1	0	0	0	1	0-3	0	0	4	260	65.0	1	0
11/30	Louisiana Tech	4	155	38.8	50	0	0	3	1	2	3-3	37	0	7	429	61.3	0	0
Totals		54	2,117	39.2	60	1	2	18	8	12	11-19	43	1	60	3,715	61.9	21	0
Opponent		57	2,354	41.3	60	0	2	23	10	29	12-18	50	0	64	4,011	62.7	28	0

RED ZONE

Date	Opponent	Score	Times In RZ	Times Scored	Total Pts	TDs	Rush TDs	Pass TDs	FGs		Failed to score inside RZ					
									Made	FGA	Downs	Int	Fumb	Half	Game	
8/31	at New Mexico	W 21-13	2	2	14	2	1	1	0	0	0	0	0	0	0	0
9/7	#13 Oklahoma State	L 35-56	5	4	28	4	1	3	0	1	0	0	0	0	0	0
9/14	at Arizona	L 13-38	2	2	10	1	1	0	1	0	0	0	0	0	0	0
9/21	at UTEP	W 32-13	3	3	17	2	1	1	1	0	0	0	0	0	0	0
9/28	Houston	L 28-59	6	4	28	4	2	2	0	1	0	1	0	0	0	0
10/5	at Marshall	L 10-34	3	2	10	1	1	0	1	0	0	1	0	0	0	0
10/12	Rice	L 21-27	3	3	21	3	3	0	0	0	0	0	0	0	0	0
10/26	UAB	W 52-31	4	4	24	3	2	1	1	0	0	0	0	0	0	0
11/2	at Tulsa	W 34-15	3	3	13	1	0	1	2	0	0	0	0	0	0	0
11/9	Tulane	W 10-7	3	1	3	0	0	0	1	0	0	0	0	2	0	0
11/23	at North Texas	W 21-13	2	2	14	2	2	0	0	0	0	0	0	0	0	0
11/30	Louisiana Tech	W 30-10	5	5	23	2	2	0	3	0	0	0	0	0	0	0
UTSA — 35 of 41 (85.4%)			41	35	205	25	16	9	10	2	0	2	2	0	0	0



2013 OPPONENTS GAME-BY-GAME STATISTICS

OFFENSE

Date	Opponent	RUSHING				RECEIVING				PASSING				KICK RETURNS				PUNT RETURNS				Total Off		
		No.	Yds	TD	Lg	No.	Yds	TD	Lg	Cmp	Att	Int	Yds	TD	Lg	No.	Yds	TD	Lg	No.	Yds		TD	Lg
8/31	at New Mexico	42	193	0	36	6	84	1	37	6	17	0	84	1	37	2	38	0	23	2	3	0	4	277
9/7	#13 Oklahoma State	32	87	2	15	35	518	6	56	35	43	0	518	6	56	6	102	0	23	2	2	0	7	605
9/14	at Arizona	48	264	4	35	14	158	1	24	14	21	0	158	1	24	1	15	0	15	3	18	0	11	422
9/21	at UTEP	29	99	0	25	17	119	0	20	17	31	0	119	0	20	3	132	1	100	3	12	0	6	218
9/28	Houston	32	150	2	15	26	341	4	42	26	39	0	341	4	42	5	95	0	39	2	2	0	1	491
10/5	at Marshall	49	125	2	14	22	279	2	40	22	32	0	279	2	40	2	61	0	48	3	56	0	29	404
10/12	Rice	41	157	2	31	9	183	1	42	9	22	0	183	1	42	1	15	0	15	2	11	0	6	340
10/26	UAB	34	189	2	19	23	317	2	38	23	43	2	317	2	38	4	76	0	26	0	0	0	0	506
11/2	at Tulsa	36	157	0	44	25	221	2	56	25	45	2	221	2	56	4	65	0	26	2	2	0	4	378
11/9	Tulane	38	149	1	25	18	199	0	26	18	36	2	199	0	26	2	40	0	22	2	8	0	7	348
11/23	at North Texas	28	105	0	14	26	229	1	25	26	46	1	229	1	25	3	76	0	32	0	0	0	0	334
11/30	Louisiana Tech	20	42	0	9	20	151	0	34	20	37	1	151	0	34	7	165	0	43	1	24	0	24	193
Opponents		429	1,717	15	44	241	2,799	20	56	241	412	8	2,799	20	56	40	880	1	100	22	138	0	29	4,516
UTSA		426	2,105	23	84	259	2,909	13	67	259	412	13	2,909	13	67	36	755	0	37	10	52	0	62	5,014

DEFENSE

Date	Opponent	TACKLES			TFL-Yds	SACKS	FUMBLES		Pass Int-Yds	QBH	Brk	Blkd Kick	Kicks Made-Att	XPTS			Pts	
		Solo	Ast	Total			No	Yds						FF	FR-Yds	Run		Rcv
8/31	at New Mexico	46	15	61	5-23	3.5-17	1	1-45	0-0	3	4	0	1-1	0	0	0	0	13
9/7	#13 Oklahoma State	64	17	81	6-24	2.5-12	0	0-0	2-31	2	4	0	8-8	0	0	0	0	56
9/14	at Arizona	47	16	63	8-32	215	3	1-6	1-16	0	3	0	5-5	0	0	0	0	38
9/21	at UTEP	28	42	70	3-5	0-0	0	0-0	0-0	2	1	0	1-1	0	0	0	0	13
9/28	Houston	42	36	78	1-1	0-0	1	1-0	4-111	4	3	1	8-8	0	0	0	0	59
10/5	at Marshall	24	36	60	13-38	3-6	0	0-0	3-13	9	7	0	4-4	0	0	0	0	34
10/12	Rice	33	46	79	8-20	0-0	0	1-0	0-0	3	4	0	3-3	0	0	0	0	27
10/26	UAB	47	18	65	6-19	3-14	1	0-0	0-0	1	2	0	4-4	0	0	0	0	31
11/2	at Tulsa	40	24	64	7-28	2-11	0	1-0	0-0	0	3	0	1-1	0	1	0	1	15
11/9	Tulane	28	22	50	8-24	2-14	2	2-23	0-0	5	5	0	1-1	0	0	0	0	7
11/23	at North Texas	42	32	74	4-17	1-7	0	0-0	1-14	0	4	1	1-1	0	0	0	0	13
11/30	Louisiana Tech	33	56	89	5-5	0-0	1	1-0	2-26	1	1	0	1-1	0	0	0	0	10
Opponents		441	304	745	69-231	19-96	8	7-74	11-185	29	40	2	37-37	0	1	0	306	
UTSA		402	446	848	44-166	19-112	7	6-32	7-142	22	35	0	35-35	1	0	0	277	

SPECIAL TEAMS

Date	Opponent	No	Yds	Avg	PUNTING				FIELD GOALS				KICKOFFS					
					Long	Blkd	TB	FC	50+	I20	Made-Att	Long	Blkd	No	Yds	Avg	TB	OB
8/31	at New Mexico	7	329	47.0	60	0	1	1	3	4	0-1	0	0	3	195	65.0	3	0
9/7	#13 Oklahoma State	4	158	39.5	52	0	0	2	1	2	0-0	0	0	9	523	58.1	0	0
9/14	at Arizona	4	183	45.8	54	0	0	2	2	3	1-1	23	0	7	455	65.0	5	0
9/21	at UTEP	4	171	42.8	47	0	0	1	0	3	2-2	28	0	4	253	63.2	1	0
9/28	Houston	3	97	32.3	38	0	0	2	0	3	1-2	25	0	10	645	64.5	2	0
10/5	at Marshall	3	110	36.7	43	0	0	2	0	0	2-2	33	0	7	455	65.0	6	0
10/12	Rice	6	236	39.3	45	0	0	4	0	2	2-3	49	0	6	373	62.2	4	0
10/26	UAB	2	67	33.5	45	0	0	2	0	1	1-1	50	0	6	390	65.0	2	0
11/2	at Tulsa	7	318	45.4	60	0	0	1	3	3	0-0	0	0	3	174	58.0	1	0
11/9	Tulane	5	196	39.2	48	0	1	2	0	3	0-2	0	0	2	130	65.0	2	0
11/23	at North Texas	4	166	41.5	57	0	0	1	1	4	2-3	44	0	4	243	60.8	2	0
11/30	Louisiana Tech	8	323	40.4	46	0	0	3	0	1	1-1	24	0	3	175	58.3	0	0
Opponents		57	2,354	41.3	60	0	2	23	10	29	12-18	50	0	64	4,011	62.7	28	0
UTSA		54	2,117	39.2	60	1	2	18	8	12	11-19	43	1	60	3,715	61.9	21	0

RED ZONE

Date	Opponent	Score	Times In RZ	Times Scored	Total Pts	TDs	Rush TDs	Pass TDs	FGs		Failed to score inside RZ						
									Made	FGA	Downs	Int	Fumb	Half	Game		
8/31	at New Mexico	W 21-13	0	0	0	0	0	0	0	0	0	0	0	0	0	0	0
9/7	#13 Oklahoma State	L 35-56	5	5	35	5	2	3	0	0	0	0	0	0	0	0	0
9/14	at Arizona	L 13-38	5	5	31	4	3	1	1	0	0	0	0	0	0	0	0
9/21	at UTEP	W 32-13	2	2	6	0	0	0	2	0	0	0	0	0	0	0	0
9/28	Houston	L 28-59	7	6	38	5	2	3	1	1	0	0	0	0	0	0	0
10/5	at Marshall	L 10-34	6	6	34	4	2	2	2	0	0	0	0	0	0	0	0
10/12	Rice	L 21-27	3	3	17	2	2	0	1	0	0	0	0	0	0	0	0
10/26	UAB	W 52-31	2	2	14	2	2	0	0	0	0	0	0	0	0	0	0
11/2	at Tulsa	W 34-15	3	2	15	2	0	2	0	0	1	0	0	0	0	0	0
11/9	Tulane	W 10-7	2	1	7	1	1	0	0	0	0	0	0	1	0	0	0
11/23	at North Texas	W 21-13	3	2	10	1	0	1	1	0	0	1	0	0	0	0	0
11/30	Louisiana Tech	W 30-10	2	1	3	0	0	0	1	0	1	0	0	0	0	0	0
Opponents — 35 of 40 (87.5%)			40	35	210	26	14	12	9	1	2	1	1	0	0	0	0



RUSHING

Player	G	Att	Gain	Loss	Net	Avg	TD	Long	Avg/G
Glasco II, David	10	95	517	21	496	5.2	5	47	49.6
Okotcha, Evans	11	93	414	28	386	4.2	2	38	35.1
Soza, Eric	12	97	468	99	369	3.8	7	38	30.8
Jones, Kam	11	29	316	14	302	10.4	5	84	27.5
Armstrong, Brandon	12	31	263	12	251	8.1	3	68	20.9
Williams, Jarveon	11	28	139	13	126	4.5	0	25	11.5
Grubb, Aaron	11	7	74	2	72	10.3	0	29	6.5
Vaughn, Brian	6	13	48	3	45	3.5	0	16	7.5
Bias, Kenny	12	7	52	7	45	6.4	1	18	3.8
Grubb, Seth	12	1	23	0	23	23.0	0	23	1.9
Bynum, Jerry	2	1	12	0	12	12.0	0	12	6.0
Harrison, Kenny	12	1	3	0	3	3.0	0	3	0.2
Conque, Zach	1	1	3	0	3	3.0	0	3	3.0
Carter, Tucker	5	7	13	14	(-1)	(-0.1)	0	5	(-0.2)
Team	9	15	0	27	(-27)	(-1.8)	0		(-3.0)
Total	12	426	2,345	240	2,105	4.9	23	84	175.4
Opponents	12	429	1,904	187	1,717	4.0	15	44	143.1

PASSING

Player	G	Effic	Cmp-Att-Int	Pct	Yds	TD	Lng	Avg/G
Soza, Eric	12	127.85	236-377-11	62.6	2,719	12	67	226.6
Carter, Tucker	5	115.94	23-33-2	69.7	190	1	20	38.0
Jones, Kam	11	0.00	0-1-0	0.0	0	0	0	0.0
Team	9	0.00	0-1-0	0.0	0	0	0	0.0
Total	12	126.28	259-412-13	62.9	2,909	13	67	242.4
Opponents	12	127.70	241-412-8	58.5	2,799	20	56	233.2

RECEIVING

Player	G	No.	Yds	Avg	TD	Long	Avg/G
Jones, Kam	11	34	345	10.1	1	35	31.4
Freeman, Brandon	12	24	255	10.6	0	53	21.2
Harrison, Kenny	12	23	201	8.7	0	35	16.8
Mack, Marcellus	12	22	169	7.7	0	17	14.1
Hubble, Cole	12	20	274	13.7	2	37	22.8
Grubb, Aaron	11	18	218	12.1	1	40	19.8
Bias, Kenny	12	16	335	20.9	2	67	27.9
Armstrong, Brandon	12	15	172	11.5	2	51	14.3
Grubb, Seth	12	14	228	16.3	0	62	19.0
Williams, Jarveon	11	14	134	9.6	1	31	12.2
Okotcha, Evans	11	13	148	11.4	1	36	13.5
Monroe, Josiah	12	13	101	7.8	0	16	8.4
Holmes, Earon	12	9	122	13.6	2	24	10.2
Moeller, Jeremiah	12	9	62	6.9	0	11	5.2
Morgan II, David	11	7	69	9.9	0	19	6.3
Lerch, Miles	5	3	22	7.3	0	13	4.4
Glasco II, David	10	2	12	6.0	1	8	1.2
Simpson, CheRod	8	1	23	23.0	0	23	2.9
Vaughn, Brian	6	1	11	11.0	0	11	1.8
Hesler, Sean	2	1	8	8.0	0	8	4.0
Total	12	259	2,909	11.2	13	67	242.4
Opponents	12	241	2,799	11.6	20	56	233.2

TOTAL OFFENSE

Player	G	Plays	Rush	Pass	Total	Avg/G
Soza, Eric	12	474	369	2,719	3,088	257.3
Glasco II, David	10	95	496	0	496	49.6
Okotcha, Evans	11	93	386	0	386	35.1
Jones, Kam	11	30	302	0	302	27.5
Armstrong, Brandon	12	31	251	0	251	20.9
Carter, Tucker	5	40	(-1)	190	189	37.8
Williams, Jarveon	11	28	126	0	126	11.5
Grubb, Aaron	11	7	72	0	72	6.5
Bias, Kenny	12	7	45	0	45	3.8
Vaughn, Brian	6	13	45	0	45	7.5
Grubb, Seth	12	1	23	0	23	1.9
Bynum, Jerry	2	1	12	0	12	6.0
Conque, Zach	1	1	3	0	3	3.0
Harrison, Kenny	12	1	3	0	3	0.2
Team	9	16	(-27)	0	(-27)	(-3.0)
Total	12	838	2,105	2,909	5,014	417.8
Opponents	12	841	1,717	2,799	4,516	376.3

PUNT RETURNS

Player	No.	Yds	Avg	TD	Long
Harrison, Kenny	7	51	7.3	0	62
Monroe, Josiah	2	4	2.0	0	5
Adams III, Crosby	1	(-3)	(-3.0)	0	
Total	10	52	5.2	0	62
Opponents	22	138	6.3	0	29

KICK RETURNS

Player	No.	Yds	Avg	TD	Long
Jones, Kam	21	432	20.6	0	28
Williams, Jarveon	9	208	23.1	0	37
Monroe, Josiah	4	97	24.2	0	35
Grubb, Aaron	1	18	18.0	0	18
Guerrero, Brandon	1	0	0.0	0	
Total	36	755	21.0	0	37
Opponents	40	880	22.0	1	100

ALL-PURPOSE

Player	G	Rush	Rec	PR	KOR	IR	Tot	Avg/G
Jones, Kam	11	302	345	0	432	0	1,079	98.1
Okotcha, Evans	11	386	148	0	0	0	534	48.5
Glasco II, David	10	496	12	0	0	0	508	50.8
Williams, Jarveon	11	126	134	0	208	0	468	42.5
Armstrong, Brandon	12	251	172	0	0	0	423	35.2
Bias, Kenny	12	45	335	0	0	0	380	31.7
Soza, Eric	12	369	0	0	0	0	369	30.8
Grubb, Aaron	11	72	218	0	18	0	308	28.0
Hubble, Cole	12	0	274	0	0	0	274	22.8
Freeman, Brandon	12	0	255	0	0	0	255	21.2
Harrison, Kenny	12	3	201	51	0	0	255	21.2
Grubb, Seth	12	23	228	0	0	0	251	20.9
Monroe, Josiah	12	0	101	4	97	0	202	16.8
Mack, Marcellus	12	0	169	0	0	0	169	14.1
Holmes, Earon	12	0	122	0	0	0	122	10.2
Wade, Triston	12	0	0	0	0	93	93	7.8
Morgan II, David	11	0	69	0	0	0	69	6.3
Moeller, Jeremiah	12	0	62	0	0	0	62	5.2
Vaughn, Brian	6	45	11	0	0	0	56	9.3
Berry, Cody	10	0	0	0	0	32	32	3.2
Okotcha, Bennett	10	0	0	0	0	28	28	2.8
Simpson, CheRod	8	0	23	0	0	0	23	2.9
Lerch, Miles	5	0	22	0	0	0	22	4.4
Johnston, Nic	12	0	0	0	0	13	13	1.1
Bynum, Jerry	2	12	0	0	0	0	12	6.0
Hesler, Sean	2	0	8	0	0	0	8	4.0
Conque, Zach	1	3	0	0	0	0	3	3.0
Carter, Tucker	5	(-1)	0	0	0	0	(-1)	(-0.2)
Adams III, Crosby	12	0	0	(-3)	0	0	(-3)	(-0.2)
Team	9	(-27)	0	0	0	0	(-27)	(-3.0)
Total	12	2,105	2,909	52	755	166	5,987	498.9
Opponents	12	1,717	2,799	138	880	211	5,745	478.8

INTERCEPTIONS

Player	No.	Yds	Avg	TD	Long
Wade, Triston	2	93	46.5	1	82
Berry, Cody	2	32	16.0	0	24
Okotcha, Bennett	1	28	28.0	0	28
Johnston, Nic	1	13	13.0	0	13
Adams III, Crosby	1	0	0.0	0	
Egwuagu, Michael	1	0	0.0	0	0
UTSA	8	166	20.8	1	82
Opponents	13	211	16.2	2	96

FUMBLE RETURNS

Player	No.	Yds	Avg	TD	Long
Adams III, Crosby	2	32	16.0	1	16
Johnston, Nic	0	0		1	
Total	2	32	16.0	2	16
Opponents	4	74	18.5	2	45



2013 UTSA INDIVIDUAL STATISTICS

SCORING

Player	TD	FGs	PATs				DXP	Saf	Points
			Kick	Rush	Rcv	Pass			
Ianno, Sean	0	11-19	38-38	0-0	0	0-0	0	0	71
Soza, Eric	7	0-0	0-0	0-0	0	0-0	0	0	42
Gasco II, David	6	0-0	0-0	0-0	0	0-0	0	0	36
Jones, Kam	6	0-0	0-0	0-0	0	0-0	0	0	36
Armstrong, Brandon	5	0-0	0-0	0-0	0	0-0	0	0	30
Bias, Kenny	3	0-0	0-0	0-0	0	0-0	0	0	18
Okotcha, Evans	3	0-0	0-0	0-0	0	0-0	0	0	18
Hubble, Cole	2	0-0	0-0	0-0	0	0-0	0	0	12
Holmes, Earon	2	0-0	0-0	0-0	0	0-0	0	0	12
Adams III, Crosby	1	0-0	0-0	0-0	0	0-0	0	0	6
Johnston, Nic	1	0-0	0-0	0-0	0	0-0	0	0	6
Grubb, Aaron	1	0-0	0-0	0-0	0	0-0	0	0	6
Wade, Triston	1	0-0	0-0	0-0	0	0-0	0	0	6
Williams, Jarveon	1	0-0	0-0	0-0	0	0-0	0	0	6
Grubb, Seth	0	0-0	0-0	1-1	0	0-0	0	0	2
Total	39	11-19	38-38	1-1	0	0-0	0	0	307
Opponents	40	12-18	38-38	0-1	1	1-1	0	0	316

PUNTING

Player	No.	Yds	Avg	Long	TB	FC	I20	Blkd
Stern, Kristian	50	2,021	40.4	60	2	17	11	1
Ward, Josh	3	87	29.0	45	0	1	1	0
Team	1	9	9.0	9	0	0	0	0
UTSA	54	2,117	39.2	60	2	18	12	1
Opponents	57	2,354	41.3	60	2	23	29	0

FIELD GOALS

Player	FGM-FGA	Pct.	18-29	30-39	40-49	50+	Lg	Blk
Ianno, Sean	11-19	57.9	3-4	6-7	2-5	0-3	43	1
UTSA	11-19	57.9	3-4	6-7	2-5	0-3	43	1
Opponents	12-18	66.7	7-8	2-2	2-4	1-4	50	0

FG SEQUENCE

	UTSA	OPPONENTS
New Mexico	—	42
Oklahoma State	31, 59	—
Arizona	(34), (43)	(23)
UTEP	(37)	(28), (24)
Houston	29	(25), 26
Marshall	(24)	(33), (31)
Rice	48, 46	52, (49), (28)
UAB	(30)	(50)
Tulsa	(41), (31)	—
Tulane	(34)	54, 50
North Texas	50, 57, 46	(44), 42, (21)
Louisiana Tech	(21), (21), (37)	(24)

Numbers in parentheses indicate field goal was made.

KICKOFFS

Player	No.	Yds	Avg	TB	OB	Retn	Net	YdLn
Ianno, Sean	60	3,715	61.9	21	0	—	—	—
Total	60	3,715	61.9	21	0	880	38.5	26
Opponents	64	4,011	62.7	28	0	755	39.9	25

Starters Summary

Offense	QB	TB	FB	WR	WR	TE	LT	LG	C	RG	RT
at New Mexico	Soza	Okotcha, E	Shaw	Holmes	Mack	Moeller	Harris, C	Inskeep	Leonard	Rion	Gray
#13 Oklahoma State	Soza	Gasco II	Hubble (TE)	Freeman	Mack	Moeller	Harris, C	Inskeep	Leonard	Rion	Gray
at Arizona	Soza	Gasco II	Harrison (WR)	Holmes	Jones	Hubble	Harris, C	Inskeep	Leonard	Rion	Walker
at UTEP	Soza	Gasco II	Shaw	Freeman	Mack	Moeller	Harris, C	Inskeep	Leonard	Cavanaugh	Walker
Houston	Soza	Gasco II	Shaw	Freeman	Jones	Moeller	Harris, C	Inskeep	Leonard	Cavanaugh	Walker
at Marshall	Soza	Gasco II	Harrison (WR)	Bias	Grubb, S	Hubble	Harris, C	Inskeep	Leonard	Cavanaugh	Walker
Rice	Soza	Gasco II	Shaw	Freeman	Jones	Morgan II	Harris, C	Inskeep	Leonard	Cavanaugh	Walker
UAB	Soza	Gasco II	Shaw	Bias	Mack	Moeller	Harris, C	Inskeep	Leonard	Cavanaugh	Walker
at Tulsa	Soza	Gasco II	Grubb, A (WR)	Freeman	Jones	Moeller	Harris, C	Inskeep	Leonard	Cavanaugh	Gray
Tulane	Soza	Armstrong	Shaw	Freeman	Jones	Moeller	Harris, C	Inskeep	Leonard	Cavanaugh	Walker
at North Texas	Soza	Armstrong	Harrison (WR)	Freeman	Jones	Hubble	Harris, C	Inskeep	Leonard	Cavanaugh	Walker
Louisiana Tech	Soza	Okotcha, E	Morgan (TE)	Freeman	Jones	Hubble	Harris, C	Inskeep	Leonard	Cavanaugh	Walker
Defense	DE	DT	DT	DE	LB (MIKE)	LB (HAWK)	SS (DAWG)	SS (ROVER)	FS	CB	CB
at New Mexico	Harris, J	Macon	Mabry	Rogers	Douglas	Kurfehs	Johnston	King	Wade	Adams III	Starling
#13 Oklahoma State	Harris, J	Burge	Mabry	Rogers	Douglas	Kurfehs	Johnston	King	Wade	Brown	Starling
at Arizona	Harris, J	Burge	Mabry	Rogers	Douglas	Kurfehs	Johnston	King	Wade	Brown	Starling
at UTEP	Brooks	Burge	Mabry	Rogers	Douglas	Kurfehs	Johnston	King	Wade	Adams III	Okotcha, B
Houston	Harris, J	Burge	Mabry	Singletary	Douglas	Kurfehs	Lizzano	King	Wade	Adams III	Okotcha, B
at Marshall	Brooks	Macon	Mabry	Singletary	Douglas	Kurfehs	Johnston	King	Wade	Adams III	Okotcha, B
Rice	Brooks	Burge	Price	Singletary	Terry	Kurfehs	Johnston	King	Wade	Adams III	Okotcha, B
UAB	Brooks	Macon	Mabry	Rogers	Douglas	Kurfehs	Johnston	King	Wade	Adams III	Okotcha, B
at Tulsa	Brooks	Burge	Price	Rogers	Douglas	Kurfehs	Johnston	King	Wade	Adams III	Okotcha, B
Tulane	Singletary	Burge	Mabry	Rogers	Douglas	Kurfehs	Johnston	King	Wade	Adams III	Okotcha, B
at North Texas	Singletary	Burge	Mabry	Rogers	Douglas	Kurfehs	Johnston	Dahlquist	Wade	Adams III	Okotcha, B
Louisiana Tech	Singletary	Burge	Mabry	Rogers	Douglas	Kurfehs	Johnston	Berry	Wade	Starling	Okotcha, B

Team Captains

at New Mexico — Sean Ianno, Nic Johnston, Nate Leonard, Ferrington Macon, Eric Soza

#13 Oklahoma State — Richard Burge, David Gasco III, Scott Inskeep, Ashaad Mabry

at Arizona — Brandon Guerrero, Jarron Harris, Kam Jones, Jeremiah Moeller

at UTEP — Steven Kurfehs, Jeremiah Moeller, Eric Soza, Triston Wade

Houston — Steven Kurfehs, Jeremiah Moeller, Eric Soza, Triston Wade

at Marshall — Steven Kurfehs, Jeremiah Moeller, Eric Soza, Triston Wade

Rice — Steven Kurfehs, Jeremiah Moeller, Eric Soza, Triston Wade

UAB — Steven Kurfehs, Jeremiah Moeller, Eric Soza, Triston Wade

at Tulsa — Steven Kurfehs, Jeremiah Moeller, Eric Soza, Triston Wade

Tulane — Steven Kurfehs, Jeremiah Moeller, Eric Soza, Triston Wade

at North Texas — Steven Kurfehs, Jeremiah Moeller, Eric Soza, Triston Wade

Louisiana Tech — Steven Kurfehs, Jeremiah Moeller, Eric Soza, Triston Wade

2013 UTSA DEFENSIVE STATISTICS



#	Player	GP-GS	Tackles			TFL/Yds	Sacks		Pass Def		QBH	Fumbles		Blkd	
			Solo	Ast	Total		No-Yards	Int-Yds	BrUp	Rcv-Yds		FF	Kick	Saf	
7	Wade, Triston	12-12	54	40	94	2-2		2-93	5						
44	Kurfehs, Steven	12-12	42	40	82	6-24	2-17		3	3	1-0	2			
22	Johnston, Nic	12-11	30	40	70	3-10		1-13	1		1-0	1			
32	Douglas, Drew	12-11	26	43	69	2-4	1-1			1					
10	King, Brian	12-10	25	36	61	1.5-3									
97	Mabry, Ashaad	12-10	15	26	41	2-8	0.5-5								
61	Burge, Richard	12-9	16	22	38	2.5-8	1-6		2	2					
4	Adams III, Crosby	12-9	19	17	36			1-0	8		2-32				
94	Brooks, Codie	11-5	18	16	34	5-25	5-25		4	1	1-0				
52	Terry, Blake	11-1	11	22	33	2-6				2					
3	Berry, Cody	10-1	20	12	32	2-4	1-1	2-32	1						
50	Singletary, Robert	8-6	12	18	30	5-40	5-40		2	4		2			
21	Okotcha, Bennett	10-9	16	13	29			1-28	10						
42	Jeters, Jens	12-0	13	16	29	1-2						1			
8	Egwuagu, Michael	10-0	16	9	25	3-4		1-0	1	1	1-0				
43	Rogers, Cody	12-9	8	17	25	3.5-23	3.5-23			5					
40	Ritter, Will	10-0	13	12	25	4.5-13				1					
91	Price, Brian	12-2	8	17	25	0.5-0				4					
33	Dahlquist, Chase	9-1	10	8	18	1-1									
24	Starling, Darrien	10-4	12	6	18	0.5-0			1						
90	Harris, Jarron	11-4	8	8	16	2-9	2-9								
58	Macon, Ferrington	11-3	3	11	14	0.5-0									
23	Broussard, Tevin	12-0	7	6	13				1						
31	Lizcano, Joseph	7-1	1	8	9	0.5-1									
20	Brown, Andre	7-2	9	0	9				3						
9	Mack, Marcellus	12-4	2	5	7										
2	Adams, Kevin	7-0	2	2	4										
81	Bias, Kenny	12-2	3	0	3										
95	Medrano, Jesse	11-0	2	1	3										
85	Moeller, Jeremiah	12-7	1	2	3								1		
27	Shaw, Nate	12-6	1	1	2										
1	Jones, Kam	11-7	1	1	2										
8	Soza, Eric	12-12	1	0	1										
63	Cavanaugh, William	11-9	1	0	1										
79	Inskeep, Scott	12-12	1	0	1										
86	Grubb, Seth	12-1	1	0	1										
5	Armstrong, Brandon	12-2	1	0	1										
38	Stern, Kristian	12-0	1	0	1										
96	Neill, Jason	1-0	0	1	1										
54	Guerrero, Brandon	8-0	0	0	0					1					
Total		12	430	476	906	50-187	21-127	8-166	42	25	6-32	7	0	0	
Opponents		12	474	360	834	74-236	18-96	13-211	41	30	8-74	9	2	0	





2013 SUPERLATIVES

INDIVIDUAL

Rushes	26	Evans Okotcha vs. Louisiana Tech (11/30)
Rushing Yards	135	David Glasco II at Tulsa (11/2)
Rushing TD	2	Eric Soza vs. Rice (10/12)
		Kam Jones vs. UAB (10/26)
		Eric Soza at North Texas (11/23)
Long Rush	84	Kam Jones at Tulsa (11/2)
Passing Attempts	49	Eric Soza at North Texas (11/23)
Passing Completions	30	Eric Soza at Arizona (9/14)
		Eric Soza at North Texas (11/23)
Passing Yards	316	Eric Soza vs. Houston (9/28)
Passing TD	3	Eric Soza vs. #13 Oklahoma State (9/7)
Long Pass	67	Eric Soza vs. #13 Oklahoma State (9/7)
Receptions	6	Brandon Freeman at Arizona (9/14)
		Marcellus Mack at North Texas (11/23)
Receiving Yards	96	Kenny Bias vs. #13 Oklahoma State (9/7)
Receiving TD	2	Kenny Bias vs. #13 Oklahoma State (9/7)
Long Reception	67	Kenny Bias vs. #13 Oklahoma State (9/7)
Field Goals	3	Sean Ianno vs. Louisiana Tech (11/30)
Long Field Goal	43	Sean Ianno at Arizona (9/14)
Punts	6	Kristian Stern at New Mexico (8/31)
		Kristian Stern at Marshall (10/5)
		Kristian Stern at Tulsa (11/2)
Punting Avg	47.7	Kristian Stern at Tulsa (11/2)
Long Punt	60	Kristian Stern at Tulsa (11/2)
Punts Inside 20	3	Kristian Stern at Tulsa (11/2)
Long Punt Return	62	Kenny Harrison vs. #13 Oklahoma State (9/7)
Long Kickoff Return	37	Jarveon Williams vs. Louisiana Tech (11/30)
Tackles	12	Triston Wade at Arizona (9/14)
		Triston Wade vs. Houston (9/28)
Sacks	2.0	Codie Brooks vs. #13 Oklahoma State (9/7)
		Codie Brooks at Marshall (10/5)
		Robert Singletary at Marshall (10/5)
Tackles For Loss	2.0	Codie Brooks vs. #13 Oklahoma State (9/7)
		Nic Johnston vs. #13 Oklahoma State (9/7)
		Codie Brooks at Marshall (10/5)
		Robert Singletary at Marshall (10/5)
Interceptions	2	Triston Wade at Tulsa (11/2)

TEAM

Rushes	49	vs. Rice (10/12)
	49	vs. Louisiana Tech (11/30)
Rushing Yards	286	at Tulsa (11/2)
Yards Per Rush	7.3	at Tulsa (11/2)
Rushing TD	4	vs. UAB (10/26)
Passing Attempts	50	vs. #13 Oklahoma State (9/7)
Passing Completions	36	vs. Houston (9/28)
Passing Yards	369	vs. #13 Oklahoma State (9/7)
Yards Per Pass	11.8	vs. Louisiana Tech (11/30)
Passing TD	4	vs. #13 Oklahoma State (9/7)
Total Plays	82	vs. #13 Oklahoma State (9/7)
Total Offense	523	vs. UAB (10/26)
Yards Per Play	7.8	vs. UAB (10/26)
Points	52	vs. UAB (10/26)
Sacks By	5	at Marshall (10/5)
First Downs	31	vs. #13 Oklahoma State (9/7)
Penalties	11	vs. Louisiana Tech (11/30)
Penalty Yards	94	vs. Tulane (11/9)
Turnovers	5	vs. Houston (9/28)
Interceptions By	2	vs. UAB (10/26)
		at Tulsa (11/2)
		vs. Tulane (11/9)
Punts	7	at New Mexico (8/31)
Punting Avg	47.7	at Tulsa (11/2)
Long Punt	60	at Tulsa (11/2)
Punts Inside 20	3	at Tulsa (11/2)
Long Punt Return	62	vs. #13 Oklahoma State (9/7)

OPPONENT INDIVIDUAL

Rushes	27	Ka'Deem Carey, Arizona (9/14)
Rushing Yards	128	Ka'Deem Carey, Arizona (9/14)
Rushing TD	2	B.J. Denker, Arizona (9/14)
		Ka'Deem Carey, Arizona (9/14)
Long Rush	44	Trey Watts, Tulsa (11/2)
Passing Attempts	46	Derek Thompson, North Texas (11/23)
Passing Completions	26	Derek Thompson, North Texas (11/23)
Passing Yards	326	J.W. Walsh, #13 Oklahoma State (9/7)
Passing TD	4	J.W. Walsh, #13 Oklahoma State (9/7)
		John O'Korn, Houston (9/28)
Long Pass	56	J.W. Walsh, #13 Oklahoma State (9/7)
		Dane Evans, Tulsa (11/2)
Receptions	13	Darnell Smith, North Texas (11/23)
Receiving Yards	149	Deontay Greenberry, Houston (9/28)
Receiving TD	2	Xavier Maxwell, Houston (9/28)
Long Reception	56	Josh Stewart, #13 Oklahoma State (9/7)
Field Goals	2	Justin Haig, Marshall (10/5)
		Chris Boswell, Rice (10/12)
		Zach Paul, North Texas (11/23)
Long Field Goal	50	Ty Long, UAB (10/26)
Punts	8	Logan McPherson, Louisiana Tech (11/30)
Punting Avg	47.0	Ben Skaer, New Mexico (8/31)
Long Punt	60	Ben Skaer, New Mexico (8/31)
		Dalton Parks, Tulsa (11/2)
Punts Inside 20	4	Ben Skaer, New Mexico (8/31)
		Blake Macek, North Texas (11/23)
Long Punt Return	29	Devon Smith, Marshall (10/5)
Long Kickoff Return	100	Autrey Golden, UTEP (9/21)
Tackles	12	Lairamie Lee, North Texas (11/23)
Sacks	1.5	Fatu Ulale, New Mexico (8/31)
Tackles For Loss	2.0	Marquis Flowers, Arizona (9/14)
		Reggie Gilbert, Arizona (9/14)
		Darryl Roberts, Marshall (10/5)
		Ra'Shawde Myers, Marshall (10/5)
		Darion Monroe, Tulane (11/9)
		Daniel Cobb, Louisiana Tech (11/30)
Interceptions	1	Shaun Lewis, #13 Oklahoma State (9/7);
		Ryan Simmons, #13 Oklahoma State (9/7); Jourdon Grandon, Arizona (9/14);
		B.J. Singleton, Houston (9/28); Trevon Stewart, Houston (9/28);
		Zach McMillian, Houston (9/28); William Jackson, Houston (9/28);
		Evan McKelvey, Marshall (10/5); Ra'Shawde Myers, Marshall (10/5);
		A.J. Leggett, Marshall (10/5); Marcus Trice, North Texas (11/23);
		Adairius Barnes, Louisiana Tech (11/30); Thomas McDonald, Louisiana Tech (11/30)

OPPONENT TEAM

Rushes	49	Marshall (10/5)
Rushing Yards	264	Arizona (9/14)
Yards Per Rush	5.6	UAB (10/26)
Rushing TD	4	Arizona (9/14)
Passing Attempts	46	North Texas (11/23)
Passing Completions	35	#13 Oklahoma State (9/7)
Passing Yards	518	#13 Oklahoma State (9/7)
Yards Per Pass	12.0	#13 Oklahoma State (9/7)
Passing TD	6	#13 Oklahoma State (9/7)
Total Plays	81	Marshall (10/5)
		Tulsa (11/2)
Total Offense	605	#13 Oklahoma State (9/7)
Yards Per Play	8.1	#13 Oklahoma State (9/7)
Points	59	Houston (9/28)
Sacks By	3	New Mexico (8/31)
		Marshall (10/5)
		UAB (10/26)
First Downs	30	#13 Oklahoma State (9/7)
Penalties	10	Houston (9/28)
Penalty Yards	73	Houston (9/28)
Turnovers	4	Tulsa (11/2)
Interceptions By	4	Houston (9/28)
Punts	8	Louisiana Tech (11/30)
Punting Avg	47.0	New Mexico (8/31)
Long Punt	60	New Mexico (8/31)
		Tulsa (11/2)
Punts Inside 20	4	New Mexico (8/31)
Long Punt Return	29	Marshall (10/5)



« GAME 1 — SATURDAY, AUG. 31 » UTSA 21, NEW MEXICO 13 ALBUQUERQUE, N.M. (UNIVERSITY STADIUM)

« GAME 2 — SATURDAY, SEPT. 7 » #13 OKLAHOMA STATE 56, UTSA 35 SAN ANTONIO, TEXAS (ALAMODOME)

ALBUQUERQUE, N.M. (AP) — Eric Soza's 11-yard touchdown pass to David Glasco II completed a 99-yard, fourth-quarter drive that capped UTSA's 21-13 season-opening victory over New Mexico.

It was Glasco's second touchdown of the game for UTSA on a night the Roadrunners overcame an early 13-0 deficit.

"That's a good road win for us," Roadrunners head coach Larry Coker said. "We got it on the one and took it 99 yards. Then our defense had to step up and win the game."

New Mexico drove it back as far as midfield with one minute remaining, but the UTSA defense made a fourth-down stop to clinch it.

"Our defense played one heck of a game," said Soza, who finished with 237 yards passing and two touchdowns. "The players of the game was our defense."

New Mexico opened the scoring four minutes into the first quarter when SaQwan Edwards returned a fumble 45 yards, but New Mexico's attempt at a 2-point conversion failed.

The Lobos added a 37-yard touchdown pass from Cole Gautsche to Marquis Bundy early in the second quarter.

However, UTSA made some adjustments at halftime and began to execute better in the second half.

"We had the attitude that we were going to get it done," Coker said.

The front line's ability to bottle up Lobos running back Kasey Carrier, who averaged 122 yards a game last season but finished with 58 on Saturday, was a big key.

"Our front four played fantastic and really plugged it up," linebacker Steven Kurfefs said.

The Roadrunners began their comeback when Glasco bulled in from 1-yard out before halftime.

Soza found a wide-open Brandon Armstrong for a 38-yard touchdown three minutes into the third quarter to give UTSA its first lead, 14-13.

On the crucial pass to Glasco, which came on second-and-goal from the 8-yard-line, Soza scrambled around then flipped it toward the end zone just before crossing the line of scrimmage.

"I saw him and I said, 'Don't do it. Don't do it,' Glasco said. "I know Soza. He has a little bit of Brett Favre in him and then 'boop,' sure enough, he did it and it was a great play."



Attendance: 26,311	1	2	3	4	Final
UTSA (1-0)	0	7	7	7	21
New Mexico (0-1)	6	7	0	0	13

SCORING SUMMARY

1st	11:11	UNM	SaQwan Edwards 45-yd fumble return (rush failed)	—
2nd	11:42	UNM	Marquis Bundy 37-yd pass from Cole Gautsche (Justus Adams kick)	6-80, 3:01
	3:10	UTSA	David Glasco II 1-yd run (Sean Ianno kick)	10-75, 4:44
3rd	12:17	UTSA	Brandon Armstrong 38-yd pass from Eric Soza (Ianno kick)	6-75, 2:43
4th	3:00	UTSA	Glasco II 8-yd pass from Soza (Ianno kick)	8-99, 4:05

	UTSA	UNM
FIRST DOWNS	22	15
RUSHES-YARDS (NET)	33-157	42-193
PASSING YARDS (NET)	237	84
Passes: Comp-Att-Int	21-34-0	6-17-0
TOTAL OFFENSE PLAYS-YARDS	67-394	59-277
Fumble Returns-Yards	0-0	1-45
Punt Returns-Yards	1-(-2)	2-3
Kickoff Returns-Yards	0-0	2-38
Interception Returns-Yards	0-0	0-0
Punts (No-Avg)	7-34.3	7-47.0
Fumbles-Lost	1-1	1-0
Penalties-Yards	5-40	1-5
Time of Possession	32:11	27:49
Third-Down Conversions	3-10	2-13
Fourth-Down Conversions	0-0	1-3
Red-Zone Scores-Chances	2-2	0-0
Sacks By: Number-Yards	2-11	3-17

RUSHING: UTSA — Soza 11-48; Jones 4-39; Glasco II 8-32; Grubb,A 2-24; Okotcha,E 6-17; Team 2-(-2). UNM — Gautsche 16-118; Carrier 20-54; Mitchem 3-8; Magnant 1-6; Gongboy 1-4; Wiggins 1-3.

PASSING: UTSA — Soza 21-34-0-237. UNM — Gautsche 4-12-0-65; Mitchem 2-5-0-19.

RECEIVING: UTSA — Jones 5-65; Harrison 3-30; Armstrong 2-38; Okotcha,E 2-20; Grubb,S 2-20; Bias 2-17; Mack 1-15; Monroe 1-10; Holmes 1-9; Glasco II 1-8; Hubble 1-5. UNM — Bundy 3-53; Aho 1-18; Wiggins 1-11; Clayton 1-2.

FUMBLES: UTSA — Okotcha,E 1-1. UNM — Foley 1-0.

SAN ANTONIO (AP) — J.W. Walsh completed his first 10 passes, finished 24-of-27 for 326 yards and four touchdown throws, as No. 13 Oklahoma State beat UTSA, 56-35.

With his speedy start against a Roadrunners team entering its third season of football, Walsh led the Cowboys to touchdowns on five of their six first-half possessions.

"We had a lot of stuff going for us," Walsh said. "When you run that up-tempo stuff and the defense is having trouble keeping up, a lot of things are going to work for you. I think that answers a lot of questions."

UTSA tied the score at seven when Kenny Bias scored on a 6-yard run with 4:22 left in the first quarter, but Walsh scored from four yards out in the second quarter and the Cowboys led 35-7 at halftime.

"We were in position," UTSA head coach Larry Coker said. "We let it get away from us, but we fought on and didn't give up."

Walsh left with six minutes left in the third and the Cowboys up, 42-7.

Eric Soza threw three TDs in the fourth quarter and finished 24-of-41 for 308 yards and two interceptions.

One play following a 62-yard punt return by Kenny Harrison that put the ball on the Cowboys 19, Soza lofted a scoring pass to Bias that cut the deficit to three touchdowns with 12 minutes to go.

"In the third quarter, I shouldn't have wholesale changed," Cowboys head coach Mike Gundy said. "I should have mixed some of the two and younger players in and they didn't play well together. We did the same thing on the punt. We missed four or five tackles and they returned that punt on us."

The Cowboys went up 49-21 on Chelf's 33-yard TD pass to Charlie Moore with 10 minutes remaining. He finished 11-of-16 for 192 yards and a pair of TDs.

Soza and Bias connected again on a 67-yard passing TD that brought UTSA back to a 21-point deficit, but Chelf threw a 21-yard scoring pass to backup running back Desmond Roland as the Cowboys cracked the 50-point barrier with five-and-a-half minutes to go.

With Walsh running OSU's hurry-up offense, the Cowboys were all but unstoppable for UTSA.

Walsh's 10-yard pass to Josh Stewart made it 21-7 three-and-a-half minutes into the second quarter.

"J.W. played well," Gundy said. "He obviously threw the ball effectively. We did a nice job of taking care of the football. We were able to run an up-tempo offense for the most part. He was able to execute our offense with a lot of speed."

Walsh came up with his rushing TD less than seven minutes later and ended the first-half scoring four plays after the Cowboys' Ryan Simmons intercepted Soza and returned it 27 yards to the Roadrunners' 32. Running back Jeremy Smith got the call and ran in from a yard out with less than a minute before halftime.



Attendance: 40,977	1	2	3	4	Final
#13 Oklahoma State (2-0)	14	21	7	14	56
UTSA (1-1)	7	0	0	28	35

SCORING SUMMARY

1st	9:59	OSU	Jhajuan Seales 10-yd pass from J.W. Walsh (Ben Grogan kick)	8-65, 2:49
	4:22	UTSA	Kenny Bias 6-yd run (Sean Ianno kick)	13-71, 5:37
	2:14	OSU	Brandon Sheperd 19-yd pass from Walsh (Grogan kick)	7-78, 2:08
2nd	11:22	OSU	Josh Stewart 10-yd pass from Walsh (Grogan kick)	7-63, 1:40
	4:53	OSU	Walsh 4-yd run (Grogan kick)	6-80, 1:38
	0:56	OSU	Jeremy Smith 1-yd run (Grogan kick)	4-32, 1:37
3rd	9:47	OSU	Blake Jackson 22-yd pass from Walsh (Grogan kick)	9-72, 3:33
4th	14:10	UTSA	Cole Hubble 10-yd pass from Eric Soza (Ianno kick)	13-92, 5:35
	12:15	UTSA	Bias 19-yd pass from Soza (Ianno kick)	1-19, 0:09
	10:11	OSU	Charlie Moore 33-yd pass from Clint Chelf (Grogan kick)	5-73, 2:04
	9:24	UTSA	Bias 67-yd pass from Soza (Ianno kick)	2-64, 0:47
	5:27	OSU	Desmond Roland 21-yd pass from Chelf (Grogan kick)	10-72, 3:57
	1:14	UTSA	Aaron Grubb 15-yd pass from Tucker Carter (Ianno kick)	11-81, 4:13

	OSU	UTSA
FIRST DOWNS	30	31
RUSHES-YARDS (NET)	32-87	32-135
PASSING YARDS (NET)	518	369
Passes: Comp-Att-Int	35-43-0	30-50-2
TOTAL OFFENSE PLAYS-YARDS	75-605	82-504
Fumble Returns-Yards	0-0	0-0
Punt Returns-Yards	2-2	1-62
Kickoff Returns-Yards	6-102	9-158
Interception Returns-Yards	2-31	0-0
Punts (No-Avg)	4-39.5	4-40.2
Fumbles-Lost	0-0	0-0
Penalties-Yards	7-60	6-40
Possession Time	25:41	34:19
Third-Down Conversions	5-9	6-14
Fourth-Down Conversions	0-0	3-3
Red-Zone Scores-Chances	5-5	4-5
Sacks By: Number-Yards	2-12	2-10

RUSHING: OSU — Smith 12-34; Roland 5-26; Walsh 5-12; Muncrief 2-9; Chelf 4-8; Childs 1-4; Sheperd 1-(-1); Team 2-(-5). UTSA — Okotcha,E 11-35; Soza 6-25; Bias 2-24; Grubb,A 3-21; Williams 2-14; Glasco II 4-6; Jones 3-6; Carter 1-4.

PASSING: OSU — Walsh 24-27-0-326; Chelf 11-16-0-192. UTSA — Soza 24-41-2-308; Carter 6-9-0-61.

RECEIVING: OSU — Seales 7-87; Stewart 5-97; Sheperd 4-73; Ateman 4-40; Jackson 3-73; Moore 3-43; Glidden 2-40; Moore 2-28; Roland 1-21; Webb 1-10; Seaton 1-6; Smith 1-3; Childs 1-(-3). UTSA — Harrison 4-61; Jones 4-39; Bias 3-96; Grubb,A 3-36; Hubble 3-28; Freeman 3-20; Armstrong 2-14; Okotcha,E 2-1; Morgan II 1-19; Williams 1-19; Holmes 1-15; Grubb,S 1-14; Mack 1-4; Monroe 1-3.

INTERCEPTIONS: OSU — Simmons 1-27; Lewis 1-4. UTSA — None.



2013 UTSA GAME CAPSULES

« GAME 3 — SATURDAY, SEPT. 14 » ARIZONA 38, UTSA 13 TUCSON, ARIZ. (ARIZONA STADIUM)

« GAME 4 — SATURDAY, SEPT. 21 » UTSA 32, UTEP 13 EL PASO, TEXAS (SUN BOWL)

TUCSON, Ariz. (AP) — B.J. Denker ran for two touchdowns and passed for another in leading Arizona past UTSA, 38-13, on Saturday night.

Denker had TD runs of 35 and one yard and threw 13 yards to Samajie Grant for another score.

Ka'Deem Carey carried 27 times for 128 yards, including touchdown runs of four and seven yards. Denker had 10 rushes for 90 yards and completed 14-of-21 passes for 158 yards.

Eric Soza completed 30-of-46 passes for 277 yards with one interception for the Roadrunners.

UTSA took the opening kickoff and drove 58 yards in 11 plays, but the offense stalled and Sean Ianno's 34-yard field goal made it 3-0.

The Roadrunners' only lead of the night didn't last long.

On its first possession, Arizona went 82 yards in 11 plays with Denker throwing 13 yards to Grant for a touchdown. Denker completed 6-of-7 for 82 yards on the drive and four of passes went to Grant for 46 yards. The scoring catch was the first of his young collegiate career.

After the ensuing kickoff, Soza's pass was intercepted by Jourdan Grandon, who returned it 16 yards to the UTSA 34. Three plays later, Denker ran 35 yards for the score, rolling on top of teammate Garic Wharton for the final yard. Initially, he was ruled down at the 1-yard line, but after a review, he was given the touchdown to put the Wildcats ahead 14-3.

Leading 17-6, Arizona took advantage of a short UTSA punt and went 53 yards in seven plays for the score. Carey rushed four yards for the touchdown to make it 24-6 with 2:57 to play in the half.

The Wildcats scored again on their first possession of the second half, as Denker ran it in from the one. He had a 17-yard run in the drive and a 16-yard pass to Wharton to put the ball at the Roadrunners' 4.

Jake Fisher scooped up Soza's fumble and returned it 13 yards to the Roadrunners' 36 to set up Arizona's final touchdown. Carey carried it in from the 7-yard line for the touchdown. Carey, the nation's leading rusher a year ago, has 33 rushing touchdowns in 26 career games.

Soza's 35-yard pass to Kenny Bias set up UTSA's lone touchdown, a David Glasco II 4-yard run with 9:39 to play.



Attendance: 41,661	1	2	3	4	Final
UTSA (1-2)	3	3	0	7	13
Arizona (3-0)	14	10	7	7	38

SCORING SUMMARY

1st	10:13	UTSA	Sean Ianno 34-yd field goal	11-58, 4:47
	6:14	UA	Samajie Grant 13-yd pass from B.J. Denker (Jake Smith kick)	11-82, 3:54
	3:03	UA	Denker 35-yd run (Smith kick)	3-34, 1:21
2nd	14:09	UA	Smith 23-yd field goal	9-48, 1:55
	8:35	UTSA	Ianno 43-yd field goal	11-49, 5:34
	2:57	UA	Ka'Deem Carey 4-yd run (Smith kick)	7-53, 2:12
3rd	11:43	UA	Denker 1-yd run (Smith kick)	11-75, 3:17
4th	13:57	UA	Carey 7-yd run (Smith kick)	10-59, 4:16
	9:39	UTSA	David Glasco II 4-yd run (Ianno kick)	10-75, 4:18

	UTSA	UA
FIRST DOWNS	23	25
RUSHES-YARDS (NET)	29-102	48-264
PASSING YDS (NET)	277	158
Passes Comp-Att-Int	30-47-1	14-21-0
TOTAL OFFENSE PLAYS-YARDS	76-379	69-422
Fumble Returns-Yards	0-0	1-6
Punt Returns-Yards	0-0	3-18
Kickoff Returns-Yards	2-45	1-15
Interception Returns-Yards	0-0	1-16
Punts (No-Avg)	5-41.0	4-45.8
Fumbles-Lost	2-1	1-1
Penalties-Yards	6-63	3-15
Possession Time	33:15	26:45
Third-Down Conversions	8-16	7-13
Fourth-Down Conversions	1-1	1-1
Red-Zone Scores-Chances	2-2	5-5
Sacks By: Number-Yards	1-5	2-15

RUSHING: UTSA — Glasco II 10-70; Soza 8-22; Armstrong 3-6; Harrison 1-3; Vaughn 2-2; Jones 1-1; Okotcha, E 1-1; Bias 1-0; Williams 2-(-3). UA — Carey 27-128; Denker 10-90; Baker 5-25; Jenkins 6-21.

PASSING: UTSA — Soza 30-46-1-277; Team 0-1-0-0. UA — Denker 14-21-0-158.

RECEIVING: UTSA — Freeman 6-57; Jones 4-28; Bias 3-50; Mack 3-28; Harrison 3-18; Okotcha, E 2-21; Grubb, S 2-16; Monroe 2-5; Williams 1-13; Lerch 1-13; Vaughn 1-11; Holmes 1-10; Hubble 1-7. UA — Grant 5-48; Wharton 3-57; Carey 2-33; Jackson, J 1-9; Miller, T 1-6; Phillips 1-5; Jenkins 1-0.

INTERCEPTIONS: UTSA — None. UA — Grandon 1-16.

FUMBLES: UTSA — Bias 1-0; Soza 1-1. UA — Baker 1-1.

EL PASO — UTSA jumped out to a 25-10 lead and held the UTEP offense to a pair of field goals en route to a 32-13 victory in its inaugural Conference USA game.

The Roadrunners racked up 385 yards of total offense, including a season-high 181 on the ground, and held their opponent without an offensive touchdown for the first time since a 56-3 win against Northwestern Oklahoma State on Sept. 22, 2012.

The UTSA defense limited the Miners, who came into the contest ranked 12th among Football Bowl Subdivision schools with 286.5 rushing yards per game, to just 99 on 29 carries (3.4 ypc). In all, the Miners finished with just 218 yards of total offense. Drew Douglas led the defense with a career-high 11 tackles and Bennett Okotcha added nine stops and a pair of pass breakups in the end zone.

Eric Soza completed 18-of-24 passes for 204 yards and a touchdown for UTSA, while David Glasco II led all players with 52 rushing yards and a touchdown on 10 carries.

Meanwhile, Jameill Showers went 17-for-31 for 119 yards through the air for the Miners, who dropped a home conference opener for the first time since 2004.

UTSA struck quickly and took a 7-0 lead on the game's opening possession with a seven-play, 75-yard drive that was capped by Brandon Armstrong's 29-yard run.

However, Autry Golden knotted the score by returning the ensuing kickoff 100 yards and the Miners grabbed a 10-7 lead on a 28-yard field goal from Jay Mattox later in the opening quarter.

Early in the second stanza, the Birds put together an eight-play, 80-yard drive to reclaim the lead for good, which was capped by Kam Jones' 28-yard end-around to paydirt. A two-point conversion by Seth Grubb on a 2-yard rush pushed the lead to 15-10 and, after a UTEP punt, the Birds drove 64 yards to set up a 37-yard field goal by Sean Ianno for an eight-point advantage.

Will Ritter helped the UTSA defense force a three-and-out with a stop of Autrey behind the line of scrimmage and Soza quickly drove the offense down the field with a two-play, 70-yard drive that ended with Cole Hubble's 17-yard touchdown catch for a 25-10 lead at the break.

UTSA held UTEP to just 74 yards (33 rush/41 pass) in the opening half, while racking up a season-high 303 (144 rush/159 pass).

The Miners defense tightened in the second half and held the Roadrunners scoreless in the third quarter, but they managed just a 24-yard field goal for what would be their only points the rest of the way.

Glasco II put the exclamation point on UTSA's night with a 17-yard rushing score up the middle to cap a 10-play, 77-yard drive in the fourth quarter that chewed up 5:45.

Attendance: 30,004	1	2	3	4	Final
UTSA (2-2, 1-0 C-USA)	7	18	0	7	32
UTEP (1-2, 0-1 C-USA)	10	0	3	0	13

SCORING SUMMARY


1st	11:10	UTSA	Brandon Armstrong 29-yd run (Sean Ianno kick)	7-75, 3:50
	10:57	UTEP	Autrey Golden 100-yd kickoff return (Jay Mattox kick)	—
	1:28	UTEP	Mattox 28-yd field goal	16-53, 7:17
2nd	12:18	UTSA	Kam Jones 28-yd run (Seth Grubb rush)	8-80, 4:06
	3:34	UTSA	Ianno 37-yd field goal	12-64, 5:32
	1:28	UTSA	Cole Hubble 17-yd pass from Eric Soza (Ianno kick)	2-70, 0:41
3rd	0:39	UTEP	Mattox 24-yd field goal	13-66, 5:24
4th	2:45	UTSA	David Glasco II 17-yd run (Ianno kick)	10-77, 5:45

	UTSA	UTEP
FIRST DOWNS	19	14
RUSHES-YARDS (NET)	35-181	29-99
PASSING YDS (NET)	204	119
Passes Comp-Att-Int	18-24-0	17-31-0
TOTAL OFFENSE PLAYS-YARDS	59-385	60-218
Fumble Returns-Yards	0-0	0-0
Punt Returns-Yards	1-0	3-12
Kickoff Returns-Yards	3-50	3-132
Interception Returns-Yards	0-0	0-0
Punts (No-Avg)	4-41.5	4-42.8
Fumbles-Lost	0-0	0-0
Penalties-Yards	6-29	4-50
Possession Time	33:53	26:07
Third-Down Conversions	6-13	6-15
Fourth-Down Conversions	0-0	0-2
Red-Zone Scores-Chances	3-3	2-2
Sacks By: Number-Yards	1-9	0-0

RUSHING: UTSA — Glasco II 10-52; Jones 4-43; Armstrong 5-42; Okotcha, E 6-30; Bias 1-14; Soza 5-7; Grubb, A 1-(-2); Team 3-(-5). UTEP — Golden 6-39; Jones, Aa 10-28; Laufasa 6-17; Bell 2-8; Showers 4-5; Leslie 1-2.

PASSING: UTSA — Soza 18-24-0-204. UTEP — Showers 17-31-0-119.

RECEIVING: UTSA — Williams 4-23; Okotcha 2-19; Moeller 2-14; Jones 2-13; Freeman 1-53; Grubb, S 1-20; Grubb, A 1-17; Hubble 1-17; Monroe 1-14; Harrison 1-10; Armstrong 1-2; Mack 1-2. UTEP — Tomlinson 4-30; Hamilton 3-23; Bell 3-18; Leslie 2-24; Jones, Aa 2-6; Patterson 1-13; Laufasa 1-3; Ford 1-2.





« GAME 5 — SATURDAY, SEPT. 28 » HOUSTON 59, UTSA 28 SAN ANTONIO, TEXAS (ALAMODOME)

« GAME 6 — SATURDAY, OCT. 5 » MARSHALL 34, UTSA 10 HUNTINGTON, W.VA. (EDWARDS STADIUM)

SAN ANTONIO (AP) — Houston has spent the early part of the season doing major things like changing quarterbacks. On Saturday at UTSA, the Cougars did something minor with their special teams and continued to get positive results.

Houston's B.J. Singleton blocked a field goal that was returned for a key touchdown late in the third quarter and he later intercepted a pass that helped the Cougars stay undefeated in a 59-28 victory against the Roadrunners.

Ahead 24-21 late in the third quarter, it appeared UH would be in a tie game when UTSA lined up for a 29-yard field goal, but Singleton broke through the middle and blocked Sean Ianno's kick and Brandon Wilson returned it 78 yards to give the Cougars a 31-21 lead with 3:11 left in the quarter.

UTSA came right back and David Glasco II's 2-yard run made it 31-28 with less than a minute to go.

In the opening minute of the fourth, Singleton intercepted Soza.

John O'Korn, UH's true freshman making his second start, found Xavier Maxwell on a 22-yard scoring pass that put the Cougars back up by 10.

O'Korn passed for four touchdowns without an interception in his second career start and finished 24-for-36 for 312 yards.

However, Soza had the edge in the quarterback matchup through the opening three quarters. He was 22-for-28 with a pair of TDs and no interceptions at the time and he also had run for a score, but he was picked off three times in the fourth quarter and finished 29-of-40 for 316 yards.

UTSA had a golden opportunity to take the lead before the blocked field goal.

The Roadrunners called an option play off a reverse that allowed Soza to circle out of the backfield and become a receiver, but the pass attempt by Kam Jones from 12 yards out fell short to a wide-open Soza.

Soza's first passing score gave UTSA its only lead.

The Roadrunners went up 7-0 after taking the opening kickoff and running a 12-play, 81-yard drive that ended with Soza's 12-yard pass to Jones.


Houston answered, but not until after O'Korn's shaky start.

He was 1-for-5 passing, but he hit five of his next six, including a 15-yard scoring pass to Ryan Jackson that made it 7-7 with 2:41 left in the first quarter.

The Cougars took first-half leads on Greg Ward Jr.'s 6-yard run and a 7-yard pass from O'Korn to Maxwell.

The Roadrunners tied the game on each occasion, first on Soza's 1-yard run and again with Soza's 6-yard pass to Earon Holmes that made it 21-all.

After Soza left late in the game, replacement Tucker Carter was intercepted by William Jackson, who returned it 96 yards for the Cougars with 46 seconds to go.



Attendance: 32,487	1	2	3	4	Final
Houston (4-0)	7	14	10	28	59
UTSA (2-3)	7	14	7	0	28

SCORING SUMMARY

1st	8:40	UTSA	Kam Jones 12-yd pass from Eric Soza (Sean Ianno kick)	12-81, 6:20
	1:42	UH	Ryan Jackson 15-yd pass from John O'Korn (Richie Leone kick)	8-77, 2:41
2nd	13:07	UH	Greg Ward Jr. 6-yd run (Leone kick)	9-58, 2:08
	5:45	UTSA	Soza 1-yd run (Ianno kick)	14-75, 7:22
	2:30	UH	Xavier Maxwell 7-yd pass from O'Korn (Leone kick)	7-66, 3:15
	1:18	UTSA	Earon Holmes 6-yd pass from Soza (Ianno kick)	6-75, 1:12
3rd	7:22	UH	Leone 25-yd field goal	7-50, 2:35
	3:11	UH	Brandon Wilson 78-yd blocked field goal return (Leone kick)	—
	0:47	UTSA	David Glasco II 2-yd run (Ianno kick)	5-78, 2:24
4th	14:12	UH	Maxwell 22-yd pass from O'Korn (Leone kick)	6-59, 1:35
	7:12	UH	Deontay Greenberry 20-yd pass from O'Korn (Leone kick)	7-54, 1:52
	3:09	UH	Justin Hicks 15-yd run (Leone kick)	1-15, 0:08
	0:46	UH	William Jackson 96-yd interception return (Kyle Bullard kick)	—

	UH	UTSA
FIRST DOWNS	27	27
RUSHES-YARDS (NET)	32-150	29-128
PASSING YDS (NET)	341	365
Passes Comp-Att-Int	39-26-0	49-36-4
TOTAL OFFENSE PLAYS-YARDS	71-491	78-493
Fumble Returns-Yards	0-0	0-0
Punt Returns-Yards	2-2	0-0
Kickoff Returns-Yards	5-95	8-180
Interception Returns-Yards	4-111	0-0
Punts (No-Avg)	3-32.3	3-36.0
Fumbles-Lost	0-0	1-1
Penalties-Yards	10-73	6-67
Possession Time	25:48	34:12
Third-Down Conversions	8-14	5-11
Fourth-Down Conversions	0-1	1-1
Red-Zone Scores-Chances	6-7	4-6
Sacks By: Number-Yards	0-0	0-0

RUSHING: UH — Jackson, R 18-68; O'Korn 4-31; Hicks 3-27; Ward Jr. 4-11; Brooks 2-9; Spencer 1-4. UTSA — Williams 2-29; Glasco II 9-28; Okotcha, E 5-27; Soza 6-16; Jones 2-12; Bias 1-10; Vaughn 1-5; Conque 1-3; Team 2-(-2).

PASSING: UH — O'Korn 24-36-0-312; Ward Jr. 2-3-0-29. UTSA — Soza 29-40-3-316; Carter 7-8-1-49; Jones 0-1-0-0.

RECEIVING: UH — Greenberry 9-149; McDuffey 5-34; Jackson, R 4-50; Maxwell 3-42; Ambles 2-38; Johnson, A 2-23; Spencer 1-5. UTSA — Freeman 5-50; Jones 4-77; Armstrong 4-32; Mack 3-25; Grubb, A 3-24; Grubb, S 3-18; Moeller 3-13; Bias 2-37; Holmes 2-30; Monroe 2-15; Williams 1-15; Morgan II 1-10; Okotcha, E 1-9; Hubble 1-6; Harrison 1-4.

INTERCEPTIONS: UH — Jackson, W 1-96; McMillian 1-9; Singleton 1-6; Stewart 1-0. UTSA — None.

FUMBLES: UH — None. UTSA — Moeller 1-1.

HUNTINGTON, W.Va. — Marshall raced out to a 24-0 first-half lead and never looked back en route to a 34-10 victory against UTSA.

The Thundering Herd piled up 404 yards of offense — 252 before halftime — and forced three UTSA turnovers.

Rakeem Cato was 22-of-32 passing for 279 yards and a pair of touchdowns to lead Marshall.

The Roadrunners managed just 254 yards of offense against the league's top unit in total (285.0 ypg) and scoring defense (19.2 ppg).

Marshall took advantage of a pair of early UTSA interceptions in building a 10-0 lead midway through the first quarter.

Justin Haig drilled a 33-yard field goal after the first pick and Cato found Devon Johnson over the middle for a 17-yard scoring connection on the Herd's next possession, which came following a diving interception by Ra'Shawne Myers.

Late in the first, Essray Taliaferro capped a nine-play, 89-yard scoring march with a 4-yard run up the middle, as Marshall increased its lead to 17.

Steward Butler's 1-yard touchdown run with five minutes remaining in the opening half made it 24-0.


With two minutes to go before intermission, Robert Singletary sacked Cato and a forced a fumble that was recovered by Codie Brooks at the Marshall 11-yard line. The Roadrunners could not find paydirt, but Sean Ianno booted a 24-yard field goal with 31 seconds on the clock to put UTSA on the board.

After a scoreless third quarter, Marshall tacked on three points early in the fourth on a 31-yard boot by Haig.

UTSA answered with an eight-play, 75-yard drive that was keyed by a pass interference call and a 27-yard connection from Eric Soza to Kenny Bias that brought the Roadrunners all the way to the Marshall 3-yard line. On 3rd-and-goal from the one, Soza crossed the goal line to make it 27-10 with 9:44 left.

The Herd responded with an 11-play, 74-yard march that chewed up 5:58 off the clock. The drive ended on a 4-yard TD pass from Cato to Demetrius Evans with 3:46 to play to provide the final margin.

Steven Kurfels led the UTSA defense with 10 tackles, including one of five sacks recorded by the Roadrunners. Meanwhile, Singletary had seven stops and matched Brooks with a pair of sacks.



Attendance: 28,837	1	2	3	4	Final
UTSA (2-4, 1-1 C-USA)	0	3	0	7	10
Marshall (3-2, 1-0 C-USA)	17	7	0	10	34

SCORING SUMMARY

1st	10:41	MU	Justin Haig 33-yd field goal	9-26, 2:59
	7:06	MU	Devon Johnson 17-yd pass from Rakeem Cato (Haig kick)	6-38, 1:43
	2:10	MU	Essray Taliaferro 4-yd run (Haig kick)	9-89, 2:52
2nd	5:05	MU	Steward Butler 1-yd run (Haig kick)	11-83, 3:27
	0:31	UTSA	Sean Ianno 24-yd field goal	6-4, 1:04
4th	14:23	MU	Haig 31-yd field goal	13-66, 4:51
	9:44	UTSA	Eric Soza 1-yd run (Ianno kick)	8-75, 4:39
	3:46	MU	Demetrius Evans 4-yd pass from Cato (Haig kick)	11-74, 5:58

	UTSA	MU
FIRST DOWNS	16	23
RUSHES-YARDS (NET)	29-97	49-125
PASSING YDS (NET)	157	279
Passes Comp-Att-Int	14-34-3	22-32-0
TOTAL OFFENSE PLAYS-YARDS	63-254	81-404
Fumble Returns-Yards	0-0	0-0
Punt Returns-Yards	0-0	3-56
Kickoff Returns-Yards	1-30	2-61
Interception Returns-Yards	0-0	3-13
Punts (No-Avg)	6-45.5	3-36.7
Fumbles-Lost	0-0	1-1
Penalties-Yards	10-89	7-52
Possession Time	29:40	30:20
Third-Down Conversions	4-14	10-18
Fourth-Down Conversions	1-2	0-1
Red-Zone Scores-Chances	2-3	6-6
Sacks By: Number-Yards	5-37	3-6

RUSHING: UTSA — Grubb, A 1-29; Armstrong 3-28; Glasco II 7-20; Okotcha, E 8-19; Soza 8-5; Williams 1-3; Bias 1-(-7). MU — Taliaferro 14-58; Grooms 13-47; Butler 10-33; Team 2-(-2); Cato 10-(-11).

PASSING: UTSA — Soza 10-26-3-130; Carter 4-8-0-27. MU — Cato 22-32-0-279.

RECEIVING: UTSA — Freeman 2-20; Hubble 2-16; Williams 2-11; Bias 1-27; Simpson 1-23; Harrison 1-15; Mack 1-14; Moeller 1-10; Grubb, A 1-10; Lerch 1-6; Okotcha, E 1-5. MU — Shuler 5-52; Smith, D 4-69; Wilkins 4-53; Evans 3-20; Grooms 2-14; King 1-40; Johnson, D 1-17; Allen 1-8; Hoskins 1-6.

INTERCEPTIONS: UTSA — None. MU — McKelvey 1-13; Leggett 1-0; Myers 1-0.

FUMBLES: UTSA — None. MU — Cato 1-1.



2013 UTSA GAME CAPSULES

« GAME 7 — SATURDAY, OCT. 12 » RICE 27, UTSA 21 SAN ANTONIO, TEXAS (ALAMODOME)

« GAME 8 — SATURDAY, OCT. 26 » UTSA 52, UAB 31 SAN ANTONIO, TEXAS (ALAMODOME)

SAN ANTONIO — Rice jumped out to a 27-7 lead and then held off a fourth-quarter comeback by UTSA en route to a 27-21 victory.

The Roadrunners scored 14 points in the fourth quarter, as the Owls were held scoreless over the final 24:48 of the contest.

UTSA struck quickly on its opening possession in the final stanza with a 12-play, 78-yard drive that was capped off by a 1-yard rushing touchdown by Eric Soza. The drive was highlighted by a 19-yard pass from Soza to Brandon Freeman and a 23-yard reverse by Seth Grubb, which pushed the Roadrunners to the Rice 3-yard line.

Following back-to-back scoreless drives by both teams, UTSA had a 13-play, 76-yard scoring march into the end zone that was culminated by Soza's 1-yard quarterback sneak, which cut Rice's lead down to six points at 27-21.

UTSA's rally fell short when Jordan Taylor recovered the ensuing inside kick with 1:24 remaining.

The Owls finished with 340 yards of total offense and were held to 157 rushing yards, their lowest total of the season.

UTSA's defense was led by Nic Johnston, who finished with nine tackles, and Triston Wade added eight.

The Roadrunners racked up 434 yards on offense, including a season-high 264 on the ground.

Soza completed 17-of-31 passes for 170 yards and added a team-high 85 yards and two touchdowns on 17 rushes, while David Glasco II added 78 and a score on 14 carries.

Meanwhile, Taylor McHargue completed just nine passes in 21 attempts, but they went for 183 yards and a TD and he added another 41 and a touchdown on the ground. Taylor led Rice with 61 yards on four catches, while Charles Ross rushed for 59 yards on 11 carries.

Rice opened up the scoring on its second drive of the game with Chris Boswell's 49-yard field goal and the lead increased to six on its first possession of the second quarter when Boswell drilled another field goal, this time from 28 yards.

Glasco II capped off a five-play, 85-yard march to paydirt with his 1-yard plunge on the following possession, which gave the Roadrunners a short-lived 7-6 advantage.

However, the Owls capitalized on a muffed punt return at the UTSA 16 and reclaimed the lead when Darik Dillard scored from four yards out three plays later.

McHargue later connected with Dennis Parks on a 37-yard touchdown pass and Rice took a 20-7 lead into the locker room.

The advantage swelled to 20 in the third quarter when McHargue finished off a nine-play, 66-yard drive with a 6-yard rush into the end zone.



SAN ANTONIO — UTSA reeled off 24 consecutive points to open the game en route to a 52-31 victory against UAB in front of a Homecoming crowd of 25,391 fans at the Alamodome.

The Roadrunners racked up a school-record 523 yards of total offense, including a record 331 in the first half, and UTSA's 52 points were its most-ever against a Football Bowl Subdivision opponent.

Eric Soza completed 14-of-21 passes for 235 yards and he found 11 different receivers. Kenny Bias led all pass catchers with two receptions for 54 yards, while Brandon Armstrong added a career-best 51 yards. David Glasco II led all rushers with 73 yards on 11 carries.

UTSA's defense was led by Nic Johnston, who finished with 10 tackles and he also recorded the team's first interception of the season and a forced fumble that led to a touchdown.

The Roadrunners struck first when Armstrong rushed around the right end for 22 yards and a score.

Codie Brooks sacked Austin Brown for a loss of nine yards on the defense's first play of the game and, three plays later, Johnston returned his pick 13 yards to UAB's 33-yard line.

Glasco II ran up the middle for 18 yards on second down, setting the Roadrunners up at the UAB 9-yard line. Two plays later, Kam Jones took a jet sweep around the left side and dove into the end zone from one yard out to give the Roadrunners a 14-point lead. Sean Ianno's 30-yard field goal on the next drive pushed the lead to 17-0.

Johnston forced a fumble on the ensuing kickoff return by Darius Powell and Crosby Adams III scooped it up and returned it for a 16-yard touchdown. That gave UTSA a 24-0 lead at the end of the first quarter, which were the most points scored in an opening quarter in program history.

The Blazers got on the board in the second quarter with a 50-yard field goal by Ty Long.

On the following possession, UTSA's Earon Holmes hauled in a 17-yard touchdown pass from Soza to give the Roadrunners a 28-point lead.

UAB scored its first touchdown of the game when Jonathan Perry hit Darrin Reaves with a 21-yard pass to cut UTSA's lead to 31-10.

The Roadrunners answered with their fifth touchdown of the half on a 27-yard rush up the left sideline by Jones to give him his first career multiple-score contest and the home team took a 38-10 advantage into the locker room.

UAB opened up the second half with the ball, but Adams III intercepted a pass down the middle from Perry at the UTSA 40-yard line.

Three plays later, Bias hauled in a 51-yard pass from Soza and Evans Okotcha punched it in from 10 yards out to make it 45-10.

UTSA's final touchdown came on a 51-yard seam pass from Soza to Armstrong to give the Roadrunners a 52-17 lead early in the fourth.

The Blazers added two late TDs on a 28-yard pass from Perry to Jamarcus Nelson and an 18-yard run by Reaves.



Attendance: 25,272	1	2	3	4	Final
Rice (4-2, 3-0 C-USA)	3	17	7	0	27
UTSA (2-5, 1-2 C-USA)	0	7	0	14	21

SCORING SUMMARY

1st	8:47	RICE	Chris Boswell 49-yd field goal	7-43, 2:42
2nd	11:52	RICE	Boswell 28-yd field goal	8-58, 3:22
	9:23	UTSA	David Glasco II 1-yd run (Sean Ianno kick)	5-85, 2:29
	5:44	RICE	Darik Dillard 4-yd run (Boswell kick)	3-16 1:01
	0:24	RICE	Dennis Parks 37 yd pass from Taylor McHargue (Boswell kick)	8-71, 1:13
3rd	9:48	RICE	McHargue 6-yd run (Boswell kick)	9-66, 3:26
4th	10:19	UTSA	Eric Soza 1-yd run (Ianno kick)	12-78, 4:48
	1:24	UTSA	Soza 1-yd run (Ianno kick)	13-76, 3:04

	RICE	UTSA
FIRST DOWNS	15	24
RUSHES-YARDS (NET)	41-157	49-264
PASSING YDS (NET)	183	170
Passes Comp-Att-Int	9-22-0	17-31-0
TOTAL OFFENSE PLAYS-YARDS	63-340	80-434
Fumble Returns-Yards	0-0	0-0
Punt Returns-Yards	2-11	2-(4)
Kickoff Returns-Yards	1-15	2-44
Interception Returns-Yards	0-0	0-0
Punts (No-Avg)	6-39.3	4-35.2
Fumbles-Lost	0-0	3-1
Penalties-Yards	5-45	6-55
Possession Time	25:19	34:41
Third-Down Conversions	5-14	4-16
Fourth-Down Conversions	0-0	4-6
Red-Zone Scores-Chances	3-3	3-3
Sacks By: Number-Yards	0-0	1-6

RUSHING: RICE — Ross 11-59; McHargue 10-41; Petersen, T 7-33; Dillard 3-11; Turner 1-10; Davis 5-10; Team 2-0; Hull 1-(-1); Pollard 1-(-6). UTSA — Soza 17-85; Glasco II 14-78; Jones 5-33; Grubb, S 1-23; Williams 4-19; Armstrong 2-12; Okotcha 4-12; Bias 1-4; Team 1-(-2).

PASSING: RICE — McHargue 9-21-0-183; Jackson 0-1-0-0. UTSA — Soza 17-31-0-170.

RECEIVING: RICE — Taylor 4-61; Parks 3-60; Moore 1-35; Hull 1-27. UTSA — Freeman 2-32; Grubb, A 2-28; Hubble 2-23; Jones 2-13; Williams 2-6; Bias 1-38; Morgan II 1-11; Monroe 1-8; Holmes 1-7; Glasco II 1-4; Harrison; Mack 1-(-2).

FUMBLES: RICE — None. UTSA — Soza 2-0; Adams III 1-1.

Attendance: 25,391	1	2	3	4	Final
UAB (2-5, 1-2 C-USA)	0	10	7	14	31
UTSA (3-5, 2-2 C-USA)	24	14	7	7	52

SCORING SUMMARY

1st	11:19	UTSA	Brandon Armstrong 22-yd run (Sean Ianno kick)	9-77, 3:41
	7:17	UTSA	Kam Jones 1-yd run (Ianno kick)	5-33, 2:16
	0:25	UTSA	Ianno 30-yd field goal	12-78, 5:19
	0:16	UTSA	Crosby Adams III 16-yd fumble recovery (Ianno kick)	—
2nd	12:38	UAB	Ty Long 50-yd field goal	11-43, 2:38
	10:17	UTSA	Earon Holmes 17-yd pass from Eric Soza (Ianno kick)	7-75, 2:21
	7:13	UAB	Darrin Reaves 21-yd pass from Jonathan Perry (Long kick)	9-75, 3:04
	4:12	UTSA	Jones 27-yd run (Ianno kick)	6-75, 3:01
3rd	11:30	UTSA	Evans Okotcha 10-yd run (Ianno kick)	4-60, 1:25
	6:46	UAB	Jordan Howard 1-yd run (Long kick)	12-74, 4:44
4th	12:06	UTSA	Armstrong 51-yd pass from Soza (Ianno kick)	6-75, 2:50
	10:20	UAB	Jamarcus Nelson 28-yd pass from Perry (Long kick)	4-79, 1:46
	3:08	UAB	Reaves 18-yd run (Long kick)	9-75, 2:56

	UAB	UTSA
FIRST DOWNS	29	26
RUSHES-YARDS (NET)	34-189	42-248
PASSING YDS (NET)	317	275
Passes Comp-Att-Int	23-43-2	18-25-0
TOTAL OFFENSE PLAYS-YARDS	77-506	67-523
Fumble Returns-Yards	0-0	1-16
Punt Returns-Yards	0-0	0-0
Kickoff Returns-Yards	4-76	4-96
Interception Returns-Yards	0-0	-2-13
Punts (No-Avg)	2-33.5	2-42.0
Fumbles-Lost	2-1	1-0
Penalties-Yards	5-36	3-30
Possession Time	28:16	31:44
Third-Down Conversions	11-15	8-11
Fourth-Down Conversions	0-1	0-0
Red-Zone Scores-Chances	2-2	4-4
Sacks By: Number-Yards	3-14	3-24

RUSHING: UAB — Howard 12-90; Reaves 12-65; Perry 7-60; Brown, A 3-(-26). UTSA — Glasco II 11-73; Armstrong 4-54; Soza 7-48; Okotcha, E 7-34; Jones 2-28; Vaughn 5-19; Williams 2-5; Team 1-(-1); Carter 3-(-12).

PASSING: UAB — Perry 15-28-1-209; Brown, A 8-15-1-108. UTSA — Soza 14-21-0-235; Carter 4-40-40.

RECEIVING: UAB — Taylor 4-61; Parks 3-60; Moore 1-35; Hull 1-27. UTSA — Freeman 2-32; Grubb, A 2-28; Hubble 2-23; Jones 2-13; Williams 2-6; Bias 1-38; Morgan II 1-11; Monroe 1-8; Holmes 1-7; Glasco II 1-4; Harrison; Mack 1-(-2).

INTERCEPTIONS: UAB — None. UTSA — Johnston 1-13; Adams III 1-0.

FUMBLES: UAB—Powell 1-1; Brown, A 1-0. UTSA—Bias 1-0.



« GAME 9 — SATURDAY, NOV. 2 » UTSA 34, TULSA 15 TULSA, OKLA. (CHAPMAN STADIUM)

« GAME 10 — SATURDAY, NOV. 9 » UTSA 10, TULANE 7 SAN ANTONIO, TEXAS (ALAMODOME)

TULSA, Okla. — Triston Wade finished with a pair of interceptions, one of which he returned for a touchdown, and UTSA's defense shut down Tulsa in a 34-15 road victory.

David Glasco II ran for a school-record 135 yards, as the Roadrunners totaled 400 total yards, 286 of which came on the ground.

Trey Watts led the Golden Hurricane with 113 yards on the ground and added 40 more on five receptions, but he had a costly fumble on a punt return that led to a UTSA touchdown.

The Roadrunners defense was dominant in the first half and it pitched just the third shutout through the opening 30 minutes in program history and first against a FBS opponent.

Wade got the momentum on UTSA's side by ending Tulsa's opening drive with his first pick of the season. The Birds ended the next two Golden Hurricane drives with a pair of three-and-outs before a fourth-down stop at the UTSA 3-yard line.

Meanwhile, UTSA got on the board with 7:35 to play in the first quarter when Eric Soza found Evans Okotcha for a 5-yard touchdown. The score was set up by a 47-yard run by Glasco II.

The lead swelled to 14 later in the quarter when Nic Johnston recovered Watts' muffed punt in the end zone. Sean Ianno added a 41-yard field goal in the opening minutes of the second period to push the lead to 17-0.

Tulsa responded with an eight-play, 78-yard drive down to the UTSA 3-yard line, but the Roadrunners defense stepped up yet again and kept the shutout alive when Wade tipped away Cody Green's fourth-down pass to Thomas Roberson in the end zone.

UTSA quickly put together a four-play, 97-yard drive that was capped by a school-record 84-yard touchdown run by Kam Jones, which was the longest play from scrimmage in school annals.

UTSA totaled 247 yards on just 27 plays (9.1 per play) in the first half, including 195 on 19 rushes (10.3 ypc), while the defense limited the Golden Hurricane to just 159 (118 rush/41 pass).

Tulsa broke up the shutout late in the third stanza when backup quarterback Dane Evans found Jordan James for a 9-yard touchdown with just six seconds remaining. Evans then completed a pass to Roberson for the 2-point conversion to trim the UTSA lead to 24-8.

The Roadrunners got another field goal from Ianno, this time from 31 yards, for a 27-8 lead with 11:36 to play.

Wade then halted Tulsa's next drive with his second interception of the afternoon, which he returned 82 yards to paydirt.

The Golden Hurricane added a late score on Josh Atkinson's 6-yard touchdown from Joseph Calcagni for the final margin.

Attendance: 21,815	1	2	3	4	Final
UTSA (4-5, 3-2 C-USA)	10	14	0	10	34
UAB (2-6, 1-3 C-USA)	0	0	8	7	15

SCORING SUMMARY

1st	7:35	UTSA	Evans Okotcha 5-yd pass from Eric Soza (Sean Ianno kick)	3-60, 1:07
	4:17	UTSA	Nic Johnston 0-yd fumble recovery (Ianno kick)	—
2nd	11:31	UTSA	Ianno 41-yd field goal	10-46, 4:39
	6:02	UTSA	Kam Jones 84-yd run (Ianno kick)	4-97, 1:56
3rd	0:06	TULSA	Jordan James 9-yd pass from Dane Evans (Thomas Roberson pass from Evans)	6-80, 1:41
4th	11:36	UTSA	Ianno 31-yd field goal	8-52, 3:24
	8:33	UTSA	Triston Wade 82-yd interception return (Ianno kick)	—
	3:52	TULSA	Josh Atkinson 6-yd pass from Joseph Calcagni (Carl Salazar kick)	10-29, 2:27

	UTSA	TULSA
FIRST DOWNS	16	20
RUSHES-YARDS (NET)	39-286	36-157
PASSING YDS (NET)	114	221
Passes Comp-Att-Int	16-20-0	25-45-2
TOTAL OFFENSE PLAYS-YARDS	59-400	81-378
Fumble Returns-Yards	0-0	0-0
Punt Returns-Yards	2-(-7)	2-2
Kickoff Returns-Yards	2-35	4-65
Interception Returns-Yards	2-93	0-0
Punts (No-Avg)	6-47.7	7-45.4
Fumbles-Lost	2-1	2-2
Penalties-Yards	2-20	3-20
Possession Time	30:38	29:22
Third-Down Conversions	3-12	9-20
Fourth-Down Conversions	0-0	2-3
Red-Zone Scores-Chances	3-3	2-3
Sacks By: Number-Yards	1-5	2-11

RUSHING: UTSA — Glasco II 21-135; Jones 1-84; Soza 7-43; Williams 3-17; Armstrong 2-10; Okotcha, E 3-2; Team 2-(-5). TULSA — Watts 15-109; Douglas 9-23; Calcagni 1-12; Green 5-6; Evans 2-4; Lucas 1-2; Flanders 1-1; Langer 2-0.

PASSING: UTSA — Soza 16-20-0-114. TULSA — Evans 12-22-1-159; Green 11-17-1-46; Calcagni 2-6-0-16.

RECEIVING: UTSA — Jones 4-34; Harrison 4-23; Grubb, A 2-12; Holmes 1-14; Morgan II 1-11; Hubble 1-7; Bias 1-6; Okotcha, E 1-5; Monroe 1-2. TULSA — Lucas 5-87; James 5-50; Watts 5-40; Patterson 3-15; Floyd 2-9; Roberson 2-8; Atkinson 1-6; Douglas 1-4; Hall 1-2.

INTERCEPTIONS: UTSA — Wade 2-93. TULSA — None.

FUMBLES: UTSA — Williams 1-1; Harrison 1-0. TULSA — Watts 2-2.

SAN ANTONIO — Sean Ianno drilled a game-winning 34-yard field goal with 14 seconds remaining to propel UTSA to a 10-7 come-from-behind victory against Tulane on Saturday at the Alamodome.

The Roadrunners (5-5, 4-2 C-USA), who won their third consecutive outing, forced three turnovers and allowed a season-low seven points, which also marked the fewest points allowed against a Football Bowl Subdivision opponent. Steven Kurfels led the effort with 11 tackles and he forced a fumble that was recovered by Crosby Adams III deep in the red zone early in the second quarter. Cody Berry and Michael Egwuagu each added interceptions in the final 30 minutes.

Brandon Armstrong led UTSA's ground game with eight carries for 77 yards, including a 68-yard touchdown run in the third quarter. Meanwhile, Cole Hubble led the receiving corps with three catches for 58 yards, but Seth Grubb's 62-yard reception with 1:15 left set up Ianno's game-clinching boot.

The Green Wave (6-4, 4-2 C-USA) opened up the scoring in the second stanza with a seven-play, 58-yard drive that was capped by Orleans Darkwa's 9-yard rush into the end zone. Darkwa finished the day with a game-high 103 yards on 20 attempts.

Following a three-and-out by the Roadrunners, Tulane drove to the UTSA 31 with nine seconds left in the half, but a false start penalty pushed Cairo Santos' field goal attempt back to a 54-yarder and he pushed it wide right to keep the score 7-0 at the half.

Santos missed another long kick in third, this time from 50 yards out, and UTSA responded one play later on Armstrong's career-best run to paydirt.

The Roadrunners' final drive started from their 20-yard line and 3:21 left. Soza's connection with Grubb on 3rd-and-16 put them down to the Tulane 13 and Ianno delivered the third game-winning field goal of his career four plays later.

Attendance: 24,606	1	2	3	4	Final
Tulane (6-4, 4-2 C-USA)	0	7	0	0	7
UTSA (5-5, 4-2 C-USA)	0	0	7	3	10

SCORING SUMMARY

1st	1:00	TU	Orleans Darkwa 9-yd run (Cairo Santos kick)	7-58, 3:07
3rd	5:13	UTSA	Armstrong 68-yd run (Sean Ianno kick)	1-68, 0:14
4th	0:14	UTSA	Ianno 34-yd field goal	10-63, 3:07

	TU	UTSA
FIRST DOWNS	24	15
RUSHES-YARDS (NET)	38-149	29-132
PASSING YDS (NET)	199	183
Passes Comp-Att-Int	18-36-2	10-25-0
TOTAL OFFENSE PLAYS-YARDS	74-348	54-315
Fumble Returns-Yards	2-23	1-16
Punt Returns-Yards	2-8	1-5
Kickoff Returns-Yards	2-40	0-0
Interception Returns-Yards	0-0	2-8
Punts (No-Avg)	5-39.2	6-40.7
Fumbles-Lost	2-1	2-2
Penalties-Yards	14-111	8-94
Possession Time	37:31	22:29
Third-Down Conversions	6-12	6-13
Fourth-Down Conversions	0-0	0-0
Red-Zone Scores-Chances	1-2	1-3
Sacks By: Number-Yards	2-14	3-5

RUSHING: TU — Darkwa 20-103; Kelley 10-41; Banks 1-6; Rounds 1-4; Butler 2-2; Team 1-(-2); Montana 3-(-5). UTSA — Armstrong 8-77; Williams 8-35; Vaughn 5-19; Jones 1-5; Soza 7-(-4).

PASSING: TU — Montana 18-33-2-199; Powell 0-2-0-0; Team 0-1-0-0. UTSA — Soza 10-25-0-183.

RECEIVING: TU — Grant 3-40; Shackleford 3-32; Rounds 3-15; Kelley 3-13; Banks 2-36; Rush 2-34; Breau 1-19; Darkwa 1-10. UTSA — Hubble 3-58; Jones 2-23; Armstrong 2-21; Grubb, S 1-62; Monroe 1-10; Moeller 1-9.

INTERCEPTIONS: TU — None. UTSA — Berry 1-8; Egwuagu 1-0.

FUMBLES: TU — Team 1-0; Kelley 1-1. UTSA — Armstrong 1-1; Williams 1-1.



2013 UTSA GAME CAPSULES

« GAME 11 — SATURDAY, NOV. 23 » UTSA 21, NORTH TEXAS 13 DENTON, TEXAS (APOGEE STADIUM)

« GAME 12 — SATURDAY, NOV. 30 » UTSA 30, LOUISIANA TECH 10 SAN ANTONIO, TEXAS (ALAMODOME)

DENTON — Evans Okotcha rushed for a season-high 104 yards on 16 carries and his younger brother, Bennett, picked off a pass in the end zone on the final play of the game to help secure a 21-13 victory for UTSA at North Texas.



The Roadrunners, who won their fourth consecutive game and knocked off a West Division leader for the second straight contest, led throughout, but they had to hang on in the final minutes to secure their eighth win in their last 12 road outings.

The Mean Green took over on its own 29-yard line after Sean Ianno missed a field goal with 1:12 remaining.

Derek Thompson promptly completed three consecutive passes to get the ball down to the UTSA 45. After three straight incompletions, he found Darius Terrell for 12 yards to extend the possession. Thompson then connected with Darnell Smith over the middle for 25 yards all the way down to the 3-yard line. The game clock ran out, but the officials put one second back on the board for one final play. Thompson threw into the right flat where Bennett Okotcha stepped in front of the pass and returned it 28 yards to clinch the victory.

Eric Soza completed 30-of-49 passes for 274 yards to 11 different receivers and he added 36 rushing yards and a pair of second-half scores. Marcellus Mack hauled in a career-high six of those throws for 36 yards.

UTSA struck first on the opening possession of the game when Kam Jones took a direct snap around the right edge for 40 yards for his sixth overall and fifth rushing touchdown of the season to cap a seven-play, 75-yard march.

North Texas then took advantage of a Roadrunners turnover to get on the board.

Marcus Trice picked off a Soza pass and returned it 14 yards to the UTSA 31-yard line, which set up Zach Paul's 44-yard field goal early in the second quarter to make it 7-3.

The defense held the Mean Green to 92 yards of offense and six first downs in the opening half, while the offense registered 262 and 16, respectively, during the first 30 minutes.

UTSA marched 75 yards on nine plays on its first drive after halftime to take a 14-3 advantage, as Evans Okotcha's 38-yard rush helped set up Soza's 2-yard TD run.

The Mean Green blocked a punt and took over at the UTSA 40 late in the third quarter and eventually marched inside the 10 for a first-and-goal from the 9-yard line. However, the Roadrunners defense held North Texas to a 21-yard field goal by Paul to make it 14-6 with 13:35 remaining in the contest.

The Roadrunners responded with a 12-play, 75-yard scoring march that was highlighted by a 37-yard pass from Soza to Cole Hubble and capped by a 10-yard Soza keeper. UTSA was 4-for-4 on third downs on the drive and it took a 21-6 lead with 8:06 left.

North Texas pulled to within one score less than three minutes later when Thompson found Drew Miller on a screen pass from six yards out to make it 21-13 with 5:38 on the clock.

Attendance: 19,335	1	2	3	4	Final
UTSA (6-5, 5-2 C-USA)	7	0	7	7	21
North Texas (7-4, 5-2 C-USA)	0	3	0	10	13

SCORING SUMMARY

1st	12:40	UTSA	Kam Jones 40-yd run (Sean Ianno kick)	7-70, 2:20
2nd	14:09	UNT	Zach Paul 44-yd field goal	4-4, 0:57
3rd	6:49	UTSA	Eric Soza 2-yd run (Ianno kick)	9-75, 4:18
4th	13:35	UNT	Paul 21-yd field goal	8-37, 4:05
	8:06	UTSA	Soza 10-yd run (Ianno kick)	12-75, 5:29
	5:38	UNT	Drew Miller 6-yd pass from Derek Thompson (Paul kick)	8-68, 2:28

	UTSA	UNT
FIRST DOWNS	26	24
RUSHES-YARDS (NET)	31-184	28-105
PASSING YDS (NET)	274	229
Passes Comp-Att-Int	30-49-1	26-46-1
TOTAL OFFENSE PLAYS-YARDS	80-458	74-334
Fumble Returns-Yards	0-0	0-0
Punt Returns-Yards	1-(-1)	0-0
Kickoff Returns-Yards	2-38	3-76
Interception Returns-Yards	1-28	1-14
Punts (No-Avg)	3-18.0	4-41.5
Fumbles-Lost	0-0	1-0
Penalties-Yards	6-56	4-20
Possession Time	33:30	26:30
Third-Down Conversions	14-20	6-15
Fourth-Down Conversions	0-0	1-2
Red-Zone Scores-Chances	2-2	2-3
Sacks By: Number-Yards	0-0	1-7

RUSHING: UTSA — Okotcha,E 16-104; Jones 4-42; Soza 10-36; Armstrong 1-2. UNT — Byrd 12-52; Jimmerson 10-38; Macek 1-5; Prior 1-4; Thompson,D 3-3; Chancellor 1-3.

PASSING: UTSA — Soza 30-49-1-274. UNT — Thompson,D 26-46-1-229.

RECEIVING: UTSA — Mack 6-36; Grubb,A 4-42; Harrison 4-30; Hubble 3-62; Jones 3-25; Morgan II 3-18; Freeman 3-10; Grubb,S 1-27; Bias 1-10; Monroe 1-9; Armstrong 1-5. UNT — Smith,D 13-115; Harris 3-53; Terrell 2-19; Chancellor 2-15; Kiddy 2-12; Miller 2-10; Jimmerson 2-5.

INTERCEPTIONS: UTSA — Okotcha,B 1-28. UNT — Trice 1-14.

FUMBLES: UTSA — None. UNT — Thompson,D 1-0.

SAN ANTONIO — Eric Soza completed 17-of-20 passes for 271 yards and one touchdown and UTSA's defense held Louisiana Tech to 193 total yards en route to a 30-10 victory.



The Roadrunners wrapped up their third season of play with a 7-5 overall record and they finished second in the Conference USA West Division with a 6-2 mark.

UTSA outgained the Bulldogs, 475-193, and posted a 38:17-21:43 edge in time of possession in matching the program record with its fifth consecutive victory. The Birds held Louisiana Tech to just 42 yards on the ground, a season low for opponents, and to just 2-of-14 (14.3 percent) on third-down conversions.

Evans Okotcha eclipsed the century mark for the second straight outing with 105 yards and a score on a school-record 26 carries and he added 68 receiving yards on a pair of receptions.

The Roadrunners opened up the scoring with a three-play, 70-yard touchdown drive. Following a 36-yard pass to Okotcha, Soza found Jarveon Williams for a 31-yard score.

Kyle Fischer's 24-yard field goal put the Bulldogs on the board with 4:28 left in the opening stanza, but the Roadrunners quickly responded.

UTSA converted on 3rd-and-9 on the following drive when Soza completed a 28-yard pass to Cole Hubble and, three plays later, Soza found paydirt from 20 yards out to hand the Roadrunners a 14-3 advantage at the end of the first quarter.

The Roadrunners tacked on three points on Sean Ianno's 21-yard field goal midway through the second period, but Louisiana Tech made it a one-score contest when Adairius Barnes intercepted Soza at the UTSA 26-yard line and returned it for a touchdown.

Soza missed two series due to injury — one on each side of halftime — but returned with 9:25 left in the third quarter and promptly engineered a scoring drive.

On the first play, the senior from Beeville completed a 32-yard pass to Okotcha down to the Louisiana Tech 21-yard line. Five plays later, Okotcha rumbled in from one yard out to help push the UTSA lead to 24-10.

Ianno added two field goals from 21 and 37 yards in the fourth quarter to provide the final 20-point margin.

Triston Wade led the defense with eight tackles, while Nic Johnston added seven and Cody Berry recorded his second interception of the year.

Attendance: 26,549	1	2	3	4	Final
Louisiana Tech (4-8, 3-5 C-USA)	3	7	0	0	10
UTSA (7-5, 6-2 C-USA)	14	3	7	6	30

SCORING SUMMARY

1st	13:41	UTSA	Jarveon Williams 31-yd pass from Eric Soza (Sean Ianno kick)	3-70, 1:19
	4:28	LTU	Kyle Fischer 24-yd field goal	6-54, 1:46
	1:25	UTSA	Soza 20-yd run (Ianno kick)	6-56 3:03
2nd	6:57	UTSA	Ianno 21-yd field goal	15-72 8:12
	1:45	LTU	Adairius Barnes 26-yd interception return (Fischer kick)	—
3rd	6:25	UTSA	Evans Okotcha 1-yd run (Ianno kick)	6-53 3:00
4th	11:07	UTSA	Ianno 21-yd field goal	11-71 5:43
	5:14	UTSA	Ianno 37-yd field goal	7-38 4:09

	LTU	UTSA
FIRST DOWNS	13	18
RUSHES-YARDS (NET)	20-42	49-191
PASSING YDS (NET)	151	284
Passes Comp-Att-Int	20-37-1	19-24-2
TOTAL OFFENSE PLAYS-YARDS	57-193	73-475
Fumble Returns-Yards	0-0	0-0
Punt Returns-Yards	1-24	1-(-1)
Kickoff Returns-Yards	7-165	3-79
Interception Returns-Yards	2-26	1-24
Punts (No-Avg)	8-40.4	4-38.8
Fumbles-Lost	0-0	2-1
Penalties-Yards	5-44	11-83
Possession Time	21:43	38:17
Third-Down Conversions	2-14	8-17
Fourth-Down Conversions	1-3	0-0
Red-Zone Scores-Chances	1-2	5-5
Sacks By: Number-Yards	0-0	2-15

RUSHING: LTU — King 11-39; Seets 2-12; Martin 4-7; Lee 1-(-1); Higgins 1-(-4); Young 1-(-11). UTSA — Okotcha,E 26-105; Soza 5-38; Armstrong 3-20; Bynum 1-12; Jones 2-9; Carter 3-7; Williams 4-7; Glasco II 1-2; Team 4-(-9).

PASSING: LTU — Young 13-24-1-80; Higgins 7-13-0-71. UTSA — Soza 17-20-1-271; Carter 2-4-1-13.

RECEIVING: LTU — Casey 4-48; DeClouette 3-18; Griffin 3-18; Banks 3-4; Johnson,E 2-38; Martin 2-(-3); Lee 1-19; King 1-5; Greenwall 1-4. UTSA — Mack 4-30; Williams 3-47; Okotcha,E 2-68; Hubble 2-45; Jones 2-13; Armstrong 2-9; Grubb,A 1-40; Grubb,S 1-20; Freeman 1-7; Moeller 1-5.

INTERCEPTIONS: LTU — Barnes,A 1-26; McDonald 1-0. UTSA — Berry 1-24.

FUMBLES: LTU — None. UTSA — Okotcha,E 1-1; Team 1-0.



Codie Brooks, DE

Honorable Mention All-Conference USA
Conference USA All-Freshman Team

Cody Harris, OL

Honorable Mention All-Conference USA

Cole Hubble, TE

Honorable Mention All-Conference USA

Sean Ianno, PK

Conference USA Special Teams Player of the Week (11/11)

Scott Inskip, OL

Second-Team All-Conference USA

Nic Johnston, S

Honorable Mention All-Conference USA

Kam Jones, WR

Honorable Mention All-Conference USA

Steven Kurfehs, LB

Honorable Mention All-Conference USA

Nate Leonard, C

Second-Team Capital One Academic All-American
First-Team Capital One Academic All-District VII
Conference USA Football Scholar-Athlete of the Year
Conference USA All-Academic Team



Nate Leonard became the program's first-ever Capital One Academic All-American when he collected second-team accolades last fall.



Eric Soza received a plaque honoring him as a National Football Foundation Scholar-Athlete and finalist for the William V. Campbell Trophy (Academic Heisman) at a ceremony last December in New York City.

Ashaad Mabry, DT

Honorable Mention All-Conference USA

Bennett Okotcha, CB

Honorable Mention All-Conference USA

Robert Singletary, DE

Honorable Mention All-Conference USA

Eric Soza, QB

National Football Foundation Scholar-Athlete
William V. Campbell Trophy (Academic Heisman) Finalist
American Football Coaches Association Good Works Team
Danny Wuerffel Trophy Finalist
Senior CLASS Award Candidate
First-Team Capital One Academic All-District VII
Conference USA All-Academic Team
Conference USA Spirit of Service Award
Conference USA co-Offensive Player of the Week (11/25)

Kristian Stern, P

Honorable Mention All-Conference USA

Triston Wade, S

Second-Team All-Conference USA



FINAL STANDINGS

West Division					East Division				
Team	Conference	Pct.	Overall	Pct.	Team	Conference	Pct.	Overall	Pct.
Rice	7-1	.875	10-4	.714	Marshall	7-1	.875	10-4	.714
UTSA	6-2	.750	7-5	.583	East Carolina	6-2	.750	10-3	.769
North Texas	6-2	.750	9-4	.692	Middle Tennessee	6-2	.750	8-5	.615
Tulane	5-3	.625	7-6	.538	Florida Atlantic	4-4	.500	6-6	.500
Louisiana Tech	3-5	.375	4-8	.333	UAB	1-7	.125	2-10	.167
Tulsa	2-6	.250	3-9	.250	FIU	1-7	.125	1-11	.083
UTEP	1-7	.125	2-10	.167	Southern Miss	1-7	.125	1-11	.083

All-Conference USA Teams



Most Valuable Player — Shane Carden, QB, East Carolina
Offensive Player of the Year — Rakeem Cato, QB, Marshall
Defensive Player of the Year — Shawn Jackson, LB, Tulsa
Special Teams Player of the Year — Brelan Chancellor, KR/PR, North Texas
Newcomer of the Year — Jaquez Johnson, QB, Florida Atlantic
Freshman of the Year — Cory Tindal, DB, Marshall; Nico Marley, LB, Tulane
Coach of the Year — David Bailiff, Rice

FIRST TEAM

Offense

QB — Shane Carden, East Carolina, Jr.
 RB — Charles Ross, Rice, Sr.
 RB — Trey Watts, Tulsa, Sr.
 OL — Stetson Burnett, Tulsa, Sr.
 OL — Chris Jasperse, Marshall, Jr.
 OL — Cyril Lemon, North Texas, Jr.
 OL — Nate Richards, Rice, Sr.
 OL — Will Simmons, East Carolina, Sr.
 TE — Gator Hoskins, Marshall, Sr.
 WR — Justin Hardy, East Carolina, Jr.
 WR — Ryan Grant, Tulane, Sr.
 WR — Tommy Shuler, Marshall, Jr.

Defense

DL — Christian Covington, Rice, So.
 DL — Cory Henry, Florida Atlantic, Sr.
 DL — IK Enemkpali, Louisiana Tech, Sr.
 DL — James Rouse, Marshall, Sr.
 DL — Julius Warmesley, Tulane, Sr.
 LB — T.T. Barber, Middle Tennessee, So.
 LB — Shawn Jackson, Tulsa, Sr.
 LB — Zach Orr, North Texas, Sr.
 DB — Lorenzo Doss, Tulane, So.
 DB — Phillip Gaines, Rice, Sr.
 DB — D'Joun Smith, Florida Atlantic, Jr.
 DB — Marcus Trice, North Texas, Sr.

Specialists

K — Cairo Santos, Tulane, Sr.
 P — Hunter Mullins, UAB, Jr.
 KR — Brelan Chancellor, North Texas, Sr.
 PR — Brelan Chancellor, North Texas, Sr.
 LS — Trevor Gillette, Rice, Sr.

SECOND TEAM

Offense

QB — Rakeem Cato, Marshall, Jr.
 RB — Vintavious Cooper, East Carolina, Jr.

RB — Kenneth Dixon, Louisiana Tech, So.
 OL — Jordan Davis, East Carolina, Sr.
 OL — Garrett Scott, Marshall, Sr.
 OL — Clint Van Horn, Marshall, So.
 OL — Josh Walker, Middle Tennessee, Sr.
 OL — Mason Y'Barbo, North Texas, Jr.
OL — Scott Inskip, UTSA, Jr.
 TE — Turner Petersen, Rice, Sr.
 WR — Brelan Chancellor, North Texas, Sr.
 WR — Jamarcus Nelson, UAB, Jr.
 WR — Jordan Taylor, Rice, Jr.

Defense

DL — Aaron Bellazin, North Texas, Sr.
 DL — Greg Hickman, FIU, Sr.
 DL — Lee Pegues, East Carolina, Sr.
 DL — Khyri Thornton, Southern Miss, Sr.
 LB — Jermaine Holmes, Marshall, Jr.
 LB — Derrell Johnson, East Carolina, Sr.
 LB — Andrae Kirk, Florida Atlantic, Jr.
 LB — Michael Kutzler, Rice, Sr.
 DB — Bryce Callahan, Rice, Jr.
 DB — Damon Magazu, East Carolina, Sr.
 DB — Michael Mudoh, Tulsa, So.
 DB — Triston Wade, UTSA, Jr.

Specialists

K — Chris Boswell, Rice, Sr.
 P — Sean Kelly, Florida Atlantic, So.
 KR — Autrey Golden, UTEP, So.
 PR — Devon Smith, Marshall, Sr.
 LS — Josh Cuthbert, Louisiana Tech, Sr.

HONORABLE MENTION (UTSA players only)

Offense

QB — Eric Soza, Sr.
 OL — Cody Harris, Jr.
 TE — Cole Hubble, Jr.
 WR — Kam Jones, Jr.

Defense

DL — Codie Brooks, Fr.
 DL — Ashaad Mabry, Jr.
 DL — Robert Singletary, Jr.
 LB — Steven Kurfehs, Sr.
 DB — Nic Johnston, Jr.
 DB — Bennett Okotcha, So.

Special Teams

P — Kristian Stern, Jr.

ALL-FRESHMAN TEAM (UTSA players only)

Defense

DL — Codie Brooks

RECORD BOOK





TEAM SINGLE-SEASON RECORDS

OFFENSE

Points

1. _____ 374 _____ 2012
 2. _____ 307 _____ 2013

Total Touchdowns

1. _____ 47 _____ 2012
 2. _____ 39 _____ 2013

Two-Point Conversions

1. _____ 2 _____ 2011
 2. _____ 1 _____ 2012, 2013

First Downs

1. _____ 263 _____ 2013
 2. _____ 233 _____ 2012

Rushing Attempts

1. _____ 430 _____ 2012
 2. _____ 426 _____ 2013

Rushing Yards

1. _____ 2,105 _____ 2013
 2. _____ 1,911 _____ 2012

Rushing Yards Per Game

1. _____ 175.4 _____ 2013
 2. _____ 159.2 _____ 2012

Rushing Average

1. _____ 4.9 _____ 2013
 2. _____ 4.4 _____ 2012

Rushing Touchdowns

1. _____ 23 _____ 2013
 2. _____ 21 _____ 2012

Passing Completions

1. _____ 259 _____ 2013
 2. _____ 221 _____ 2012

Passing Attempts

1. _____ 412 _____ 2013
 2. _____ 368 _____ 2012

Passing Yards

1. _____ 2,909 _____ 2013
 2. _____ 2,772 _____ 2012

Passing Yards Per Game

1. _____ 242.4 _____ 2013
 2. _____ 231.0 _____ 2012

Passing Average

1. _____ 12.5 _____ 2012
 2. _____ 12.4 _____ 2011

Passing Touchdowns

1. _____ 23 _____ 2012
 2. _____ 15 _____ 2011

Passing Efficiency

1. _____ 140.1 _____ 2012
 2. _____ 126.3 _____ 2013

Total Plays

1. _____ 838 _____ 2013
 2. _____ 798 _____ 2012

Total Offense

1. _____ 5,014 _____ 2013
 2. _____ 4,683 _____ 2012

Total Offense Per Game

1. _____ 417.8 _____ 2013
 2. _____ 390.2 _____ 2012

Yards Per Play

1. _____ 5.98 _____ 2013
 2. _____ 5.87 _____ 2012

Third-Down Conversions

1. _____ 75 (of 167) _____ 2013
 2. _____ 73 (of 163) _____ 2012

Fourth-Down Conversions

1. _____ 10 (of 13) _____ 2013
 2. _____ 9 (of 16) _____ 2011

DEFENSE

Total Tackles

1. _____ 906 _____ 2013
 2. _____ 851 _____ 2012

Solo Tackles

1. _____ 430 _____ 2013
 2. _____ 417 _____ 2012

Assisted Tackles

1. _____ 476 _____ 2013
 2. _____ 434 _____ 2012

Tackles For Loss

1. _____ 60 (for 274) _____ 2011
 2. _____ 51 (for 236) _____ 2012

Sacks

1. _____ 26 (for 194) _____ 2011
 2. _____ 23 (for 150) _____ 2012

Quarterback Hurries

1. _____ 25 _____ 2013
 2. _____ 22 _____ 2012

Forced Fumbles

1. _____ 16 _____ 2012
 2. _____ 9 _____ 2011

Fumble Recoveries

1. _____ 16 _____ 2012
 2. _____ 11 _____ 2011

Interceptions

1. _____ 13 _____ 2012
 2. _____ 10 _____ 2011

Interception Yards

1. _____ 202 _____ 2011
 2. _____ 166 _____ 2013

Yards Per Interception

1. _____ 20.8 _____ 2013
 2. _____ 20.2 _____ 2011

Interception Touchdowns

1. _____ 2 _____ 2011
 2. _____ 1 _____ 2012, 2013

Passes Defended

1. _____ 50 _____ 2013
 2. _____ 49 _____ 2012

SPECIAL TEAMS

Extra Points

1. _____ 45 (of 45) _____ 2012
 2. _____ 38 (of 38) _____ 2013

Field Goals

1. _____ 15 (of 19) _____ 2012
 2. _____ 11 (of 18) _____ 2011
 _____ 11 (of 19) _____ 2013

Kickoffs

1. _____ 74 _____ 2012
 2. _____ 60 _____ 2013

Touchbacks

1. _____ 21 _____ 2013
 2. _____ 19 _____ 2012

Kickoff Returns

1. _____ 45 _____ 2012
 2. _____ 38 _____ 2011

Kickoff Return Yards

1. _____ 890 _____ 2011
 2. _____ 810 _____ 2012

Kickoff Return Average

1. _____ 23.42 _____ 2011
 2. _____ 20.97 _____ 2013

Punts

1. _____ 54 _____ 2013
 2. _____ 52 _____ 2012

Punt Average

1. _____ 39.2 _____ 2013
 2. _____ 36.3 _____ 2011

Punt Returns

1. _____ 18 _____ 2012
 2. _____ 15 _____ 2011

Punt Return Yards

1. _____ 281 _____ 2012
 2. _____ 104 _____ 2011

Punt Return Average

1. _____ 15.6 _____ 2012
 2. _____ 6.9 _____ 2011

Blocked Kicks

1. _____ 6 _____ 2011
 2. _____ 5 _____ 2012

OTHER

Penalties

1. _____ 94 (for 913) _____ 2012
 2. _____ 75 (for 666) _____ 2013



OFFENSE

Points

1. _ 56 _ vs. Northwestern Okla. St. (9/22/12)
 2. _ 54 _ vs. Bacone (9/24/11)

Total Touchdowns

1. _ 8 _ vs. Northwestern Okla. St. (9/22/12)
 2. _ 7 _ vs. UAB (10/26/13)
 _ 7 _ vs. Minot State (11/19/11)

First Downs

1. _ 31 _ vs. Oklahoma State (9/7/13)
 2. _ 27 _ vs. Houston (9/28/13)

Rushing Attempts

1. _ 54 _ at Georgia State (9/15/12)
 2. _ 49 _ vs. Rice (10/12/13)
 _ 49 _ vs. Louisiana Tech (11/30/13)

Rushing Yards

1. _ 299 _ vs. Texas State (11/24/12)
 2. _ 289 _ vs. Minot State (11/19/11)

Rushing Touchdowns

1. _ 6 _ vs. Northwestern Okla. St. (9/22/12)
 2. _ 4 _ vs. UAB (10/26/13)
 _ 4 _ vs. Minot State (11/19/11)

Rushing Average

1. _ 7.5 _ vs. Texas State (11/24/12)
 2. _ 7.4 _ vs. Minot State (11/19/11)

Passing Completions

1. _ 36 _ vs. Houston (9/28/13)
 2. _ 30 _ 3x, last at North Texas (11/23/13)

Passing Attempts

1. _ 52 _ at Sam Houston State (10/1/11)
 2. _ 50 _ vs. Oklahoma State (9/7/13)

Passing Yards

1. _ 369 _ vs. Oklahoma State (9/7/13)
 2. _ 365 _ vs. Houston (9/28/13)

Average Per Completion

1. _ 18.3 _ vs. Tulane (11/9/13)
 2. _ 15.3 _ vs. UAB (10/26/13)

Passing Touchdowns

1. _ 4 _ vs. Oklahoma State (9/7/13)
 4 _ at Louisiana Tech (11/3/12)

Total Plays

1. _ 82 _ vs. Oklahoma State (9/7/13)
 2. _ 80 _ at North Texas (11/23/13)
 _ _ vs. Rice (10/12/13)

Total Offense

1. _ 523 _ vs. UAB (10/26/13)
 2. _ 504 _ vs. Oklahoma State (9/7/13)

Yards Per Play Average

1. _ 8.1 _ vs. Northwestern Okla. St. (9/22/12)
 2. _ 7.8 _ vs. UAB (10/26/13)

Third-Down Conversions

1. _ 14 (of 20) _ at North Texas (11/23/13)
 2. _ 12 (of 19) _ vs. McNeese State (11/10/12)

Fourth-Down Conversions

1. _ 4 (of 6) _ vs. Rice (10/12/13)
 2. _ 3 (of 3) _ vs. Oklahoma State (9/7/13)
 3 (of 3) _ vs. South Alabama (10/8/11)
 3 (of 4) _ at Sam Houston State (10/1/11)

Turnovers

1. _ 6 _ vs. San Jose State (10/20/12)
 2. _ 5 _ vs. Houston (9/28/13)
 _ 5 _ at Sam Houston State (10/1/11)

DEFENSE

Total Tackles

1. _ 92 _ at Marshall (10/5/13)
 2. _ 84 _ at Rice (10/13/12)
 _ 84 _ vs. Tulane (11/9/13)

Solo Tackles

1. _ 63 _ vs. Oklahoma State (9/7/13)
 2. _ 52 _ at Rice (10/13/12)

Assisted Tackles

1. _ 54 _ vs. UAB (10/26/13)
 _ 54 _ vs. Tulane (11/9/13)

Tackles For Loss

1. _ 11 _ vs. Bacone (9/24/11)
 2. _ 9 _ 3x, last vs. Texas State (11/24/12)

Sacks

1. _ 5 _ 6x, last at Marshall (10/5/13)

Quarterback Hurries

1. _ 6 _ vs. Houston (9/28/13)
 2. _ 5 _ 2x, last vs. Northwestern Okla. St. (9/22/12)

Forced Fumbles

1. _ 3 _ at Georgia State (9/15/12)
 2. _ 2 _ 8x, last vs. UAB (10/26/13)

Fumble Recoveries

1. _ 3 _ 2x, last vs. San Jose State (10/13/12)

Interceptions

1. _ 3 _ 3x, last at Georgia State (9/15/12)

Interception Yards

1. _ 101 _ vs. Minot State (11/19/11)
 2. _ 93 _ at Tulsa (11/2/13)

Interception Touchdowns

1. _ 1 _ 4x, last at Tulsa (11/2/13)

Passes Defended

1. _ 10 _ at New Mexico State (9/29/12)
 2. _ 8 _ 3x, last, vs. LA Tech (11/30/13)

SPECIAL TEAMS

Extra Points

1. _ 8 (of 8) _ vs. Northwestern Okla. St. (9/22/12)
 2. _ 7 (of 7) _ vs. UAB (10/26/13)
 _ 7 (of 7) _ vs. Minot State (11/19/11)

Field Goals

1. _ 4 (of 4) _ at South Alabama (9/1/12)
 4 (of 4) _ vs. Bacone (9/24/11)

Kickoffs

1. _ 11 _ vs. Bacone (9/24/11)
 2. _ 9 _ vs. UAB (10/26/13)
 _ 9 _ vs. Northwestern Okla. St. (9/22/12)

Touchbacks

1. _ 7 _ at Idaho (11/17/12)
 2. _ 5 _ vs. UAB (10/26/13)
 _ 5 _ at South Alabama (9/1/12)

Kickoff Returns

1. _ 9 _ vs. Oklahoma State (9/7/13)
 _ 9 _ at Louisiana Tech (11/3/12)

Kickoff Return Yards

1. _ 180 _ vs. Houston (9/28/13)
 2. _ 163 _ at UC Davis (10/15/11)

Punts

1. _ 9 _ vs. Utah State (10/27/12)
 2. _ 7 _ at Sam Houston State (10/1/11)

Punt Returns

1. _ 6 _ vs. Northwestern Okla. St. (9/22/12)
 2. _ 5 _ vs. Bacone (9/24/11)

Punt Return Yards

1. _ 132 _ vs. Northwestern Okla. St. (9/22/12)
 2. _ 81 _ vs. Texas State (11/24/12)

Blocked Kicks

1. _ 1 _ 11x, last at Idaho (11/17/12)

OTHER

Penalties

1. _ 15 (for 142) _ vs. NW Okla. State (9/22/12)
 2. _ 14 (for 142) _ at Louisiana Tech (11/3/12)



INDIVIDUAL SINGLE-SEASON RECORDS

OFFENSE

Points

- 1. Sean Ianno _____ 71 _____ 2013
- 2. Evans Okotcha _____ 66 _____ 2012
- 3. Sean Ianno _____ 64 _____ 2011
- 4. Sean Ianno _____ 51 _____ 2012
- 5. Eric Soza _____ 42 _____ 2013

Total Touchdowns

- 1. Evans Okotcha _____ 11 (8/3) _____ 2012
- 2. Eric Soza _____ 7 (7/0) _____ 2013
- 3. Kam Jones _____ 6 (5/1) _____ 2013
- David Glasco II _____ 6 (5/1) _____ 2012
- David Glasco II _____ 6 (5/1) _____ 2013
- Eric Soza _____ 6 (6/0) _____ 2012

Rushing Attempts

- 1. David Glasco II _____ 111 _____ 2012
- 2. Evans Okotcha _____ 106 _____ 2012
- 3. Eric Soza _____ 97 _____ 2013
- 4. David Glasco II _____ 95 _____ 2013
- Eric Soza _____ 95 _____ 2011

Rushing Yards

- 1. David Glasco II _____ 537 _____ 2012
- 2. David Glasco II _____ 496 _____ 2013
- 3. Evans Okotcha _____ 450 _____ 2012
- 4. Evans Okotcha _____ 386 _____ 2013
- 5. Eric Soza _____ 369 _____ 2013

Rushing Average

- 1. Kam Jones _____ 10.4 _____ 2013
- 2. Brandon Armstrong _____ 8.1 _____ 2013
- 3. Brandon Armstrong _____ 6.8 _____ 2011
- 4. Evans Okotcha _____ 6.5 _____ 2011
- 5. Kam Jones _____ 6.2 _____ 2012

Rushing Yards Per Game

- 1. David Glasco II _____ 49.6 _____ 2013
- 2. David Glasco II _____ 44.8 _____ 2012
- 3. Evans Okotcha _____ 37.5 _____ 2012
- 4. Eric Soza _____ 36.4 _____ 2012
- 5. Evans Okotcha _____ 35.1 _____ 2013

Rushing Touchdowns

- 1. Evans Okotcha _____ 8 _____ 2012
- 2. Eric Soza _____ 7 _____ 2013
- 3. Eric Soza _____ 6 _____ 2012
- 4. David Glasco II _____ 5 _____ 2013
- David Glasco II _____ 5 _____ 2012
- David Glasco II _____ 5 _____ 2011
- Kam Jones _____ 5 _____ 2013

Passing Completions

- 1. Eric Soza _____ 236 _____ 2013
- 2. Eric Soza _____ 172 _____ 2011
- 3. Eric Soza _____ 166 _____ 2012

Passing Attempts

- 1. Eric Soza _____ 377 _____ 2013
- 2. Eric Soza _____ 307 _____ 2011
- 3. Eric Soza _____ 282 _____ 2012

Passing Yards

- 1. Eric Soza _____ 2,719 _____ 2013
- 2. Eric Soza _____ 2,148 _____ 2011
- 3. Eric Soza _____ 2,085 _____ 2012

Passing Yards Per Game

- 1. Eric Soza _____ 226.6 _____ 2013
- 2. Eric Soza _____ 214.8 _____ 2011
- 3. Eric Soza _____ 208.5 _____ 2012

Passing Touchdowns

- 1. Eric Soza _____ 20 _____ 2012
- 2. Eric Soza _____ 14 _____ 2011
- 3. Eric Soza _____ 12 _____ 2013

Passing Efficiency

- 1. Eric Soza _____ 142.2 _____ 2012
- 2. Eric Soza _____ 127.9 _____ 2013
- 3. Eric Soza _____ 124.0 _____ 2011

Total Offense

- 1. Eric Soza _____ 3,088 _____ 2013
- 2. Eric Soza _____ 2,449 _____ 2012
- 3. Eric Soza _____ 2,433 _____ 2011

Total Offense Per Game

- 1. Eric Soza _____ 257.3 _____ 2013
- 2. Eric Soza _____ 244.9 _____ 2012
- 3. Eric Soza _____ 243.3 _____ 2011

Receptions

- 1. Kam Jones _____ 39 _____ 2011
- 2. Kam Jones _____ 34 _____ 2013
- 3. Brandon Freeman _____ 30 _____ 2011
- 4. Kenny Harrison _____ 28 _____ 2011
- 5. Brandon Freeman _____ 24 _____ 2013
- Evans Okotcha _____ 24 _____ 2012

Receiving Yards

- 1. Kam Jones _____ 578 _____ 2011
- 2. Brandon Freeman _____ 419 _____ 2011
- 3. Evans Okotcha _____ 349 _____ 2012
- 4. Kam Jones _____ 345 _____ 2013
- 5. Kenny Bias _____ 335 _____ 2013

Receiving Average


- 1. Brandon Freeman _____ 21.8 _____ 2012
- 2. Kenny Bias _____ 20.9 _____ 2013
- 3. Cole Hubble _____ 20.5 _____ 2012
- 4. Kenny Bias _____ 18.2 _____ 2012
- 5. Jake Wannamaker _____ 17.6 _____ 2011

Receiving Yards Per Game

- 1. Kam Jones _____ 57.8 _____ 2011
- 2. Brandon Freeman _____ 41.9 _____ 2011
- 3. Kam Jones _____ 31.4 _____ 2013
- 4. Evans Okotcha _____ 29.1 _____ 2012
- 5. Kenny Bias _____ 27.9 _____ 2013

Receiving Touchdowns

- 1. Brandon Freeman _____ 4 _____ 2011
- Cole Hicks _____ 4 _____ 2012
- Cole Hubble _____ 4 _____ 2012
- 4. Evans Okotcha _____ 3 _____ 2012
- 5. 10 players _____ 2 _____



Eric Soza set six single-season passing marks during his senior season in 2013.



DEFENSE

Total Tackles

1. Brandon Reeves	95	2012
2. Triston Wade	94	2013
3. Steven Kurfehs	82	2013
4. Triston Wade	74	2012
5. Nic Johnston	73	2012

Solo Tackles

1. Triston Wade	49	2013
2. Nic Johnston	45	2012
Triston Wade	45	2012
4. Steven Kurfehs	42	2013
5. Steven Kurfehs	41	2012

Assisted Tackles

1. Brandon Reeves	62	2012
2. Triston Wade	45	2013
3. Drew Douglas	43	2013
4. Brandon Reeves	42	2011
5. Steven Kurfehs	40	2013
Nic Johnston	40	2013

Tackles For Loss

1. Marlon Smith	10.0	2011
2. Nic Johnston	9.0	2011
3. Brandon Reeves	8.5	2011
4. Franky Anaya	6.0	2012
Steven Kurfehs	6.0	2013

Sacks

1. Marlon Smith	8.0	2011
2. Brandon Reeves	6.0	2011
3. Codie Brooks	5.0	2013
Robert Singletary	5.0	2013
5. Steven Kurfehs	4.5	2012

Quarterback Hurries

1. Jason Neill	7	2012
2. Cody Rogers	5	2013
Marlon Smith	5	2011
4. Ashaad Mabry	4	2011
Brian Price	4	2013
Cody Rogers	4	2012
Robert Singletary	4	2013

Forced Fumbles

1. Nic Johnston	4	2012
Triston Wade	4	2012
3. Triston Wade	3	2011
4. Cody Berry	2	2012
Steven Kurfehs	2	2013
Nic Johnston	2	2011
Robert Singletary	2	2013

Fumble Recoveries

1. Nic Johnston	3	2011
2. Crosby Adams III	2	2013
Brandon Reeves	2	2012
Triston Wade	2	2012
Triston Wade	2	2011

Interceptions

1. Erik Brown	4	2012
Triston Wade	4	2012
3. Seven players	2	—

Interception Return Yards

1. Triston Wade	93	2013
2. Jason Neill	67	2011
3. Triston Wade	56	2012
4. Triston Wade	52	2011
5. Steven Kurfehs	45	2011

Interception Return Touchdowns

1. Steven Kurfehs	1	2011
Jason Neill	1	2011
Triston Wade	1	2013
Triston Wade	1	2012

Passes Defended

1. Erik Brown	16	2012
2. Bennett Okotcha	11	2013
Triston Wade	11	2012
4. Crosby Adams III	9	2013
5. Marlon Smith	7	2011
Triston Wade	7	2013

SPECIAL TEAMS

Extra Points

1. Sean Ianno	38 (of 38)	2013
Sean Ianno	31 (of 31)	2011
3. Kristian Stern	24 (of 24)	2012
4. Sean Ianno	21 (of 21)	2012

Field Goals

1. Sean Ianno	11 (of 19)	2013
Sean Ianno	11 (of 18)	2011
3. Sean Ianno	10 (of 13)	2012
4. Kristian Stern	5 (of 6)	2012

Kickoffs

1. Sean Ianno	60	2013
2. Sean Ianno	42	2011
3. Josh Ward	29	2012
4. Sean Ianno	22	2012

Touchbacks

1. Sean Ianno	21	2013
2. Josh Ward	8	2012
3. Sean Ianno	7	2012
4. Sean Ianno	5	2011

Kickoff Returns

1. Kam Jones	21	2013
2. Kenny Harrison	19	2011
3. Kenny Harrison	14	2012
4. Brandon Armstrong	10	2012
5. Jarveon Williams	9	2013

Kickoff Return Yards

1. Kenny Harrison	510	2011
2. Kam Jones	432	2013
3. Kenny Harrison	326	2012
4. Jarveon Williams	208	2013
5. Kam Jones	171	2011

Kickoff Return Average

1. Kenny Harrison	26.8	2011
2. Kam Jones	24.4	2011
3. Kenny Harrison	23.3	2012
4. Jarveon Williams	23.1	2013
5. Kam Jones	20.6	2013

Punts

1. Kristian Stern	50	2013
2. Josh Ward	30	2011
3. Josh Ward	28	2012
4. Kristian Stern	23	2012
5. Kristian Stern	16	2011

Punt Average

1. Kristian Stern	40.9	2011
2. Kristian Stern	40.4	2013
3. Kristian Stern	39.7	2012
4. Josh Ward	35.1	2011
5. Josh Ward	33.7	2012

Punt Returns

1. Kenny Harrison	12	2012
2. Erik Brown	11	2011
3. Kenny Harrison	7	2013
4. Aaron Grubb	4	2012
5. Brandon Armstrong	2	2011
Josiah Monroe	2	2013

Punt Return Yards

1. Kenny Harrison	208	2012
2. Erik Brown	75	2011
3. Aaron Grubb	57	2012
4. Kenny Harrison	51	2013

Punt Return Average

1. Kenny Harrison	17.3	2012
2. Aaron Grubb	14.2	2012
3. Kenny Harrison	7.3	2013
4. Erik Brown	6.8	2011

Blocked Kicks

1. Charles Wort	2	2012
2. Nine players	1	—



INDIVIDUAL SINGLE-GAME RECORDS

OFFENSE

Points

1. Kenny Bias _____ 18 vs. OSU (9/7/13)
Eric Soza _____ 18 at UI (11/17/12)
Evans Okotcha _____ 18 at GSU (9/15/12)
Sean Ianno _____ 18 vs. BC (9/24/11)

Total Touchdowns

1. Kenny Bias _____ 3 vs. OSU (9/7/13)
Eric Soza _____ 3 at UI (11/17/12)
Evans Okotcha _____ 3 at GSU (9/15/12)

Rushing Attempts

1. Evans Okotcha _____ 26 vs. LTU (11/30/13)
2. David Glasco II _____ 21 at Tulsa (11/2/13)

Rushing Yards

1. David Glasco II _____ 135 at Tulsa (11/2/13)
2. Evans Okotcha _____ 106 vs. BC (9/24/11)
3. Brandon Armstrong _____ 105 vs. MSU (11/19/11)
Evans Okotcha _____ 105 vs. LTU (11/30/13)
5. Evans Okotcha _____ 104 at NT (11/23/13)

Longest Rush

1. Kam Jones _____ 84t at Tulsa (11/2/13)
2. Evans Okotcha _____ 77t vs. MSU (11/19/11)

Rushing Touchdowns

1. Eric Soza _____ 3 at UI (11/17/12)
Evans Okotcha _____ 3 at GSU (9/15/12)

Passing Completions

1. Eric Soza _____ 30 at NT (11/23/13)
Eric Soza _____ 30 at UA (9/14/13)
3. Eric Soza _____ 29 vs. UH (9/28/13)

Passing Attempts

1. Eric Soza _____ 52 at SHSU (10/1/11)
2. Eric Soza _____ 49 at NT (11/23/13)

Passing Yards

1. Eric Soza _____ 316 vs. UH (9/28/13)
2. Eric Soza _____ 314 at LTU (11/3/12)

Longest Passing Completion

1. Soza to Bias _____ 82t at NMSU (9/29/12)
2. Polite to Okotcha _____ 69t vs. SJSU (10/20/12)

Passing Touchdowns

1. Eric Soza _____ 4 at LTU (11/3/12)
2. Eric Soza _____ 3 (4x), last vs. OSU (9/7/13)

Total Offense

1. Ryan Polite _____ 346 vs. SJSU (10/20/12)
2. Eric Soza _____ 339 vs. NSU (9/3/11)

Receptions

1. Kam Jones _____ 8 at MCN (11/12/11)
2. Kam Jones _____ 7 at SHSU (10/8/11)

Receiving Yards

1. Kam Jones _____ 120 at MCN (11/12/11)
2. Brandon Freeman _____ 108 at UCD (10/15/11)

Longest Reception

1. Kenny Bias _____ 82t at NMSU (9/29/12)
2. Evans Okotcha _____ 69t vs. SJSU (10/20/11)

Receiving Touchdowns

1. Kenny Bias _____ 2 vs. OSU (9/7/13)
Cole Hubble _____ 2 at LTU (11/3/12)

DEFENSE

Total Tackles

1. Cody Rogers _____ 16 at MCN (11/12/11)
2. Brandon Reeves _____ 13 vs. MCN (11/10/12)
Steven Kurfehs _____ 13 (2x), last at SHSU (10/1/11)

Solo Tackles

1. Triston Wade _____ 10 vs. USU (10/27/12)
2. Triston Wade _____ 9 (2x), last at NT (11/23/13)
Steven Kurfehs _____ 9 (2x), last vs. USA (10/8/11)

Assisted Tackles

1. Steven Kurfehs _____ 9 vs. Tulane (11/9/13)
Nic Johnston _____ 9 vs. UAB (10/26/13)
Brandon Reeves _____ 9 (2x), last vs. MCN (11/10/12)
Blake Terry _____ 9 vs. TAMUC (9/8/12)
Cody Rogers _____ 9 at MCN (11/12/11)

Tackles For Loss

1. Marlon Smith _____ 4 vs. MCM (9/10/11)
2. Nic Johnston _____ 2.5 vs. GSU (10/29/11)
Marlon Smith _____ 2.5 at UCD (10/15/11)

Sacks

1. Marlon Smith _____ 4 vs. MCM (9/10/11)
2. Three players _____ 2, last, Codie Brooks & Robert Singletary at Marshall (10/5/13)

Quarterback Hurries

1. Jason Neill _____ 4 vs. NWOSU (9/22/12)
2. Five players _____ 2
_____ last, Robert Singletary vs. Tulane (11/9/13)

Forced Fumbles

1. multiple players _____ 1
_____ last, Steven Kurfehs vs. Tulane (11/9/13)

Fumble Recoveries

1. Nic Johnston _____ 2 vs. BC (9/24/11)

Longest Fumble Return

1. Steven Kurfehs _____ 50t vs. SJSU (10/20/12)

Interceptions

1. Triston Wade _____ 2 at Tulsa (11/2/13)

Longest Interception Return

1. Triston Wade _____ 82t at Tulsa (11/2/13)
2. Jason Neill _____ 67t vs. MSU (11/19/11)

Passes Defended

1. Erik Brown _____ 3 (2x), last at RU (10/13/12)
Nic Johnston _____ 3 at NMSU (9/29/12)
Marlon Smith _____ 3 vs. MCM (9/10/11)
Triston Wade _____ 3 at Tulsa (11/2/13)

SPECIAL TEAMS

Extra Points

1. Sean Ianno _____ 7 vs. UAB (10/26/13)
Kristian Stern _____ 7 vs. NWOSU (9/22/12)
Sean Ianno _____ 7 vs. MSU (11/19/11)

Field Goals

1. Sean Ianno _____ 4 (of 4), at USA (9/1/12)
Sean Ianno _____ 4 (of 4), vs. BC (9/24/11)

Longest Field Goal

1. Sean Ianno _____ 51 at USA (9/1/12)
2. Sean Ianno _____ 48 vs. USA (10/8/11)

Kickoffs

1. Sean Ianno _____ 10 vs. BC (9/24/11)
2. Sean Ianno _____ 9 vs. UAB (10/26/13)

Touchbacks

1. Josh Ward _____ 7 at UI (11/17/12)
2. Sean Ianno _____ 5 vs. UAB (10/26/13)
Sean Ianno _____ 5 at USA (9/1/12)

Kickoff Returns

1. Kam Jones _____ 8 vs. OSU (9/7/13)
2. Kenny Harrison _____ 6 vs. SJSU (10/20/12)

Kickoff Return Yards

1. Kam Jones _____ 158 vs. OSU (9/7/13)
2. Kenny Harrison _____ 111 at GSU (9/15/12)
Kenny Harrison _____ 111 at UCD (10/15/11)

Longest Kickoff Return

1. Kenny Harrison _____ 84 at GSU (9/15/12)
2. Kenny Harrison _____ 41 vs. BC (9/24/11)

Punts

1. Kristian Stern _____ 7 vs. USU (10/27/12)
Josh Ward _____ 7 at SHSU (10/1/11)

Longest Punt

1. Kristian Stern _____ 60 at Tulsa (11/2/13)
2. Josh Ward _____ 55 vs. TAMUC (9/8/12)
Kristian Stern _____ 55 at UCD (10/15/11)

Punt Returns

1. Erik Brown _____ 4 vs. BC (9/24/11)
2. Kenny Harrison _____ 3 vs. NWOSU (9/22/12)

Punt Return Yards

1. Kenny Harrison _____ 81 vs. TXST (11/24/12)
2. Kenny Harrison _____ 67 vs. NWOSU (9/22/12)

Longest Punt Return

1. Kenny Harrison _____ 79 vs. TXST (11/24/12)
2. Kenny Harrison _____ 62 vs. OSU (9/7/13)

All-Purpose Yards

1. Kam Jones _____ 203 vs. OSU (9/7/13)
2. Kam Jones _____ 185 vs. UH (9/28/13)

Blocked Kicks

1. 10 players _____ 1
_____ last, Nic Johnston at UI (11/17/12)



OFFENSE

Points

1. 186 _____ Sean Ianno _____ 2011-13
2. 114 _____ Evans Okotcha _____ 2011-13
3. 104 _____ David Glasco II _____ 2011-13

Total Touchdowns

1. 19 _____ Evans Okotcha _____ 2011-13
2. 17 _____ David Glasco II _____ 2011-13
3. 16 _____ Eric Soza _____ 2011-13

Rushing Attempts

1. 259 _____ Eric Soza _____ 2011-13
2. 250 _____ David Glasco II _____ 2011-13
3. 249 _____ Evans Okotcha _____ 2011-13

Rushing Yards

1. 1,182 _____ David Glasco II _____ 2011-13
2. 1,162 _____ Evans Okotcha _____ 2011-13
3. 1,018 _____ Eric Soza _____ 2011-13

Rushing Average

1. 7.63 _____ Kam Jones _____ 2011-13
2. 6.25 _____ Brandon Armstrong _____ 2011-13
3. 5.57 _____ Brian Vaughn _____ 2012-13

Rushing Touchdowns

1. 16 _____ Eric Soza _____ 2011-13
2. 15 _____ David Glasco II _____ 2011-13
3. 14 _____ Evans Okotcha _____ 2011-13

Passing Completions

1. 574 _____ Eric Soza _____ 2011-13
2. 46 _____ Ryan Polite _____ 2012

Passing Attempts

1. 966 _____ Eric Soza _____ 2011-13
2. 75 _____ Ryan Polite _____ 2012

Passing Yards

1. 6,952 _____ Eric Soza _____ 2011-13
2. 604 _____ Ryan Polite _____ 2012

Passing Yards Per Game

1. 217.2 _____ Eric Soza _____ 2011-13
2. 120.8 _____ Ryan Polite _____ 2012

Passing Touchdowns

1. 46 _____ Eric Soza _____ 2011-13
2. 3 _____ Ryan Polite _____ 2012

Passing Efficiency

1. 130.8 _____ Eric Soza _____ 2011-13

Total Offense

1. 7,970 _____ Eric Soza _____ 2011-13
2. 1,182 _____ David Glasco II _____ 2011-13
3. 1,162 _____ Evans Okotcha _____ 2011-13

Total Offense Per Game

1. 249.1 _____ Eric Soza _____ 2011-13
2. 142.2 _____ Ryan Polite _____ 2012

Receptions

1. 96 _____ Kam Jones _____ 2011-13
2. 70 _____ Kenny Harrison _____ 2011-13
3. 63 _____ Brandon Freeman _____ 2011-13

Receiving Yards

1. 1,246 _____ Kam Jones _____ 2011-13

2. 870 _____ Brandon Freeman _____ 2011-13
3. 645 _____ Evans Okotcha _____ 2011-13

Receiving Average

1. 19.69 _____ Kenny Bias _____ 2012-13
2. 17.57 _____ Jake Wanamaker _____ 2011
3. 16.61 _____ Cole Hubble _____ 2011-13

Receiving Touchdowns

1. 6 _____ Cole Hubble _____ 2011-13
2. 5 _____ Evans Okotcha _____ 2011-13
3. 4 _____ Kenny Bias _____ 2012-13
- 4 _____ Brandon Freeman _____ 2011-13
- 4 _____ Cole Hicks _____ 2011-12
- 4 _____ Earon Holmes _____ 2011-13
- 4 _____ Kam Jones _____ 2011-13

DEFENSE

Total Tackles

1. 214 _____ Steven Kurfehs _____ 2011-13
2. 207 _____ Triston Wade _____ 2011-13
3. 202 _____ Nic Johnston _____ 2011-13

Solo Tackles

1. 117 _____ Triston Wade _____ 2011-13
2. 115 _____ Steven Kurfehs _____ 2011-13
3. 105 _____ Nic Johnston _____ 2011-13

Assisted Tackles

1. 104 _____ Brandon Reeves _____ 2011-12
2. 99 _____ Steven Kurfehs _____ 2011-13
3. 97 _____ Nic Johnston _____ 2011-13

Tackles For Loss

1. 17.0 _____ Nic Johnston _____ 2011-13
2. 15.5 _____ Steven Kurfehs _____ 2011-13
3. 11.5 _____ Brandon Reeves _____ 2011-12

Sacks

1. 8.0 _____ Marlon Smith _____ 2011
2. 7.5 _____ Steven Kurfehs _____ 2011-13
- 7.5 _____ Brandon Reeves _____ 2011-12

Quarterback Hurries

1. 10 _____ Cody Rogers _____ 2011-13
2. 9 _____ Steven Kurfehs _____ 2011-13
- 9 _____ Jason Neill _____ 2011-13

Forced Fumbles

1. 7 _____ Nic Johnston _____ 2011-13
- 7 _____ Triston Wade _____ 2011-13
3. 3 _____ Steven Kurfehs _____ 2011-13

Fumble Recoveries

1. 4 _____ Nic Johnston _____ 2011-13
- 4 _____ Triston Wade _____ 2011-13
3. 3 _____ Crosby Adams III _____ 2011-13
- 3 _____ Brandon Reeves _____ 2011-12

Fumble Return Touchdowns

1. 1 _____ Crosby Adams III _____ 2011-13
- 1 _____ Nic Johnston _____ 2011-13
- 1 _____ Steven Kurfehs _____ 2011-13

Interceptions

1. 8 _____ Triston Wade _____ 2011-13
2. 4 _____ Nic Johnston _____ 2011-13
- 4 _____ Erik Brown _____ 2011-12

Interception Return Yards

1. 201 _____ Triston Wade _____ 2011-13
2. 67 _____ Jason Neill _____ 2011-13
3. 45 _____ Steven Kurfehs _____ 2011-13

Interception Return Touchdowns

1. 2 _____ Triston Wade _____ 2011-13
2. 1 _____ Steven Kurfehs _____ 2011-13
- 1 _____ Jason Neill _____ 2011-13

Passes Defended

1. 21 _____ Triston Wade _____ 2011-13
2. 18 _____ Erik Brown _____ 2011-12

SPECIAL TEAMS

Extra Points

1. 90 _____ Sean Ianno _____ 2011-13
2. 24 _____ Kristian Stern _____ 2011-13

Field Goals

1. 32 _____ Sean Ianno _____ 2011-13
2. 5 _____ Kristian Stern _____ 2011-13

Kickoffs

1. 124 _____ Sean Ianno _____ 2011-13
2. 38 _____ Josh Ward _____ 2011-13
3. 14 _____ Kristian Stern _____ 2011-13

Touchbacks

1. 33 _____ Sean Ianno _____ 2011-13
2. 8 _____ Josh Ward _____ 2011-13

Kickoff Returns

1. 33 _____ Kenny Harrison _____ 2011-13
2. 31 _____ Kam Jones _____ 2011-13
3. 14 _____ Brandon Armstrong _____ 2011-13

Kickoff Return Yards

1. 836 _____ Kenny Harrison _____ 2011-13
2. 662 _____ Kam Jones _____ 2011-13
3. 243 _____ Brandon Armstrong _____ 2011-13

Kickoff Return Average

1. 25.3 _____ Kenny Harrison _____ 2011-13
2. 24.8 _____ Josiah Monroe _____ 2011-13
3. 23.1 _____ Jarveon Williams _____ 2013

Punts

1. 89 _____ Kristian Stern _____ 2011-13
2. 61 _____ Josh Ward _____ 2011-13

Punt Average

1. 40.3 _____ Kristian Stern _____ 2011-13
2. 34.1 _____ Josh Ward _____ 2011-13

Punt Returns

1. 19 _____ Kenny Harrison _____ 2011-13
2. 11 _____ Erik Brown _____ 2011-12
3. 4 _____ Aaron Grubb _____ 2011-13

Punt Return Yards

1. 259 _____ Kenny Harrison _____ 2011-13
2. 75 _____ Erik Brown _____ 2011-12
3. 57 _____ Aaron Grubb _____ 2011-13

Punt Return Average

1. 13.6 _____ Kenny Harrison _____ 2011-13
2. 6.8 _____ Erik Brown _____ 2011-12

Blocked Kicks

1. 2 _____ Charles Wort _____ 2012
2. 1 _____ Nine players _____



OPPONENT SINGLE-GAME RECORDS

OFFENSE

Points

T: 59 _____ Houston (9/28/13)

I: 18 _____ Kenneth Dixon, LTU (11/3/12)

Total Touchdowns

T: 8 _____ 2x, last, Houston (9/28/13)

I: 3 _____ Kenneth Dixon, LTU (11/3/12)

First Downs

T: 33 _____ Louisiana Tech (11/3/12)

Rushing Attempts

T: 58 _____ Rice (10/13/12)

I: 27 _____ Ka'Deem Carey, UA (9/14/13)

_____ Tim Flanders, SHSU (10/1/11)

Rushing Yards

T: 301 _____ Rice (10/13/12)

I: 158 _____ Andre Anderson, MCN (11/12/11)

Longest Rush

I: 68 _____ Kerwynn Williams, USU (10/27/12)

Rushing Touchdowns

T: 4 _____ South Alabama (10/8/11)

I: 3 _____ Kenneth Dixon, LTU (11/3/12)

Passing Completions

T: 35 _____ Oklahoma State (9/7/13)

I: 34 _____ Cody Stroud, MCN (11/10/12)

Passing Attempts

T: 46 _____ North Texas (11/23/13)

_____ McNeese State (11/10/12)

I: 46 _____ Derek Thompson, NT (11/23/13)

_____ Cody Stroud, MCN (11/10/12)

Passing Yards

T: 518 _____ Oklahoma State (9/7/13)

I: 372 _____ Jake Mullin, MCM (9/10/11)

Longest Passing Completion

I: 84ft _____ McLane to Wilson, GSU (9/15/12)

Passing Touchdowns

T: 6 _____ Oklahoma State (9/7/13)

I: 4 _____ John O'Korn, UH (9/28/13)

_____ J.W. Walsh, OSU (9/7/13)

Total Plays

T: 81 _____ Tulsa (11/2/13)

_____ Marshall (10/5/13)

_____ Rice (10/13/12)

Total Offense

T: 605 _____ Oklahoma State (9/7/13)

I: 375 _____ Colby Cameron, LTU (11/3/12)

Receptions

I: 13 _____ Darnell Smith, NT (11/23/13)

Receiving Yards

I: 152 _____ Quinton Patton, LTU (11/3/12)

Longest Reception

I: 84ft _____ Albert Wilson, GSU (9/15/12)

Receiving Touchdowns

I: 2 _____ 4x, last, Xavier Maxwell, UH (9/28/13)

Third-Down Conversions

T: 11 (of 15) _____ UAB (10/26/13)

Fourth-Down Conversions

T: 3 (of 3) _____ McMurry (9/10/11)

Turnovers

T: 5 _____ Bacone (9/24/11)

DEFENSE

Total Tackles

I: 13 _____ Joel Wren, TAMUC (9/8/12)

Tackles For Loss

T: 13 _____ Marshall (10/5/13)

I: 3 _____ 2x, last, Jake Johnson, USA (10/8/11)

Sacks

T: 3 _____ Marshall (10/5/13)

_____ Bacone (9/24/11)

I: 2 _____ Jake Muasau, GSU (10/29/11)

Quarterback Hurries

I: 2 _____ 8x, last, Dominique Robertson,

Tulane (11/9/13)

Forced Fumbles

T: 4 _____ San Jose State (10/20/12)

I: 2 _____ Reggie Gilbert, UA (9/14/13)

_____ Clifton Crews, USA (10/8/11)

Fumble Recoveries

T: 5 _____ San Jose State (10/20/12)

I: 2 _____ Bene Benwikere, SJSU (10/20/12)

Interceptions

T: 4 _____ Houston (9/28/13)

I: 2 _____ Kenneth Jenkins, SHSU (10/1/11)

Longest Interception Return

I: 96ft _____ William Jackson, UH (9/28/13)

Interception Touchdowns

I: 1 _____ 3x, last, Adairius Barnes, LTU (11/30/13)

Passes Defended

T: 10 _____ Marshall (10/5/13)

I: 4 _____ Gene Hudson, MCM (9/10/11)

Safeties

T: 1 _____ Sam Houston State (10/1/11)

SPECIAL TEAMS

Extra Points

T: 8 (of 8) _____ 2x, last, Houston (9/28/13)

I: 8 (of 8) _____ Ben Grogan, OSU (9/7/13)

Field Goals

T: 2 _____ 7x, last, North Texas (11/23/13)

I: 2 _____ 7x, last, Zach Paul, NT (11/23/13)

Longest Field Goal

I: 51 _____ Trey Farquhar, UI (11/17/12)

Kickoffs

T: 10 _____ Houston (9/28/13)

I: 9 _____ 3x, last, Kip Smith, OSU (9/7/13)

Touchbacks

T: 6 _____ 2x, last, Marshall (10/5/13)

I: 6 _____ 2x, last, Amoreto Curraj, MU (10/5/13)

Kickoff Returns

T: 8 _____ 3x, last, Northwestern Okla. St. (9/22/12)

I: 7 _____ Stanley Johnson, BC (9/24/11)

Kickoff Return Yards

T: 155 _____ San Jose State (10/20/12)

I: 155 _____ Tyler Ervin, SJSU (10/20/12)

Longest Kickoff Return

I: 100ft _____ Autrey Golden, UTEP (9/21/13)

Punts

T: 10 _____ 2x, last, Northwestern Okla. St. (9/22/12)

I: 9 _____ 2x, last, Kyle Jech, NWOSU (9/22/12)

Longest Punt

I: 65 _____ Ryan Allen, LTU (11/3/12)

Punt Returns

T: 6 _____ Sam Houston State (10/1/11)

I: 5 _____ Brandon Closner, SHSU (10/1/11)

Punt Return Yards

T: 102 _____ Southern Utah (9/17/11)

I: 103 _____ Brady Measom, SUU (9/17/11)

Longest Punt Return

I: 62 _____ Brady Measom, SUU (9/17/11)

Blocked Kicks

T: 2 _____ McMurry (9/10/11)

I: 1 _____ 6x, last, Marcus Trice, NT (11/23/13)

OTHER

Penalties

T: 15 (for 157) _____ Louisiana Tech (11/3/12)



NOTE: UTSA games only

TEAM

Points: 59, Houston (9/28/13)
Touchdowns: 8, UTSA vs. Bacone (9/24/11); Oklahoma State (9/7/13); Houston (9/28/13)
First Downs: 31, UTSA vs. Oklahoma State (9/7/13)
Rushing Attempts: 49, UTSA vs. Rice (10/12/13); UTSA vs. Louisiana Tech (11/30/13)
Rushing Yards: 299, UTSA vs. Texas State (11/24/12)
Rushing Touchdowns: 6, UTSA vs. Northwestern Oklahoma State (9/22/12)
Passing Completions: 36, UTSA vs. Houston (9/28/13)
Passing Attempts: 50, UTSA vs. Oklahoma State (9/7/13)
Passing Yards: 518, Oklahoma State (9/7/13)
Passing Touchdowns: 6, Oklahoma State (9/7/13)
Total Plays: 82, UTSA vs. Oklahoma State (9/7/13)
Total Offense: 605, Oklahoma State (9/7/13)
Turnovers: 6, UTSA vs. Houston (9/28/13)
Sacks: 5 (4x) last, UTSA vs. Texas State (11/24/12)
Interceptions: 4, Houston (9/28/13)
Fumble Recoveries: 5, San Jose State (10/20/12)
Extra Points: 8, UTSA vs. Bacone (9/24/11); Oklahoma State (9/7/13); Houston (9/28/13)
Field Goals: 4, UTSA vs. Bacone (9/24/11)
Kickoffs: 11, UTSA vs. Bacone (9/24/11)
Touchbacks: 5, UTSA vs. UAB (10/26/13)
Punts: 10, Bacone (9/24/11); Northwestern Oklahoma State (9/22/12)
Blocked Kicks: 2, McMurry (9/10/11)
Penalties: 15, UTSA vs. Northwestern Oklahoma State (9/22/12)
Penalty Yards: 142, (2x) last, UTSA vs. Texas State (11/24/12)

INDIVIDUAL

Touchdowns: 3, Kenny Bias, UTSA vs. Oklahoma State (9/7/13)
Rushing Attempts: 26, Evans Okotcha, UTSA vs. Louisiana Tech (11/30/13)
Rushing Yards: 106, Evans Okotcha, UTSA vs. Bacone (9/24/11)
Longest Rush: 77 (TD), Evans Okotcha, UTSA vs. Minot State (11/19/11)
Rushing Touchdowns: 2 (7x) last, Kam Jones, UTSA vs. UAB (10/26/13)
Passing Completions: 34, Cody Stroud, McNeese State (11/10/12)
Passing Attempts: 46, Cody Stroud, McNeese State (11/10/12)
Passing Yards: 372, Jake Mullin, McMurry (9/10/11)
Longest Passing Completion: 71 (TD), Michael Cook, Bacone (9/24/11)
Passing Touchdowns: 4, J.W. Walsh, Oklahoma State (9/7/13); John O'Korn, Houston (9/28/13)
Receptions: 9, Deontay Greenberry, Houston (9/28/13)
Receiving Yards: 149, Deontay Greenberry, Houston (9/28/13)
Longest Reception: 71 (TD), Anthony Ezell, Bacone (9/24/11)
Receiving Touchdowns: 2, Kenny Bias, UTSA vs. Oklahoma State (9/7/13); Xavier Maxwell, Houston (9/28/13)
Tackles: 13, Joel Wren, Texas A&M-Commerce (9/8/12); Joplu Bartu, Texas State (11/24/12)
Tackles For Loss: 4, Marlon Smith, UTSA vs. McMurry (9/10/11)
Sacks: 4, Marlon Smith, UTSA vs. McMurry (9/10/11)
Interceptions: 1 (35x) last, Thomas McDaniel, Louisiana Tech (11/30/13)
Longest Interception Return: 96 (TD), William Jackson, Houston (9/28/13)
Interception Touchdowns: 1 (5x) last, Adairius Barnes, Louisiana Tech (11/30/13)
Extra Points: 8 (of 8), Ben Grogan, Oklahoma State (9/7/13)
Field Goals: 4, Sean Ianno, UTSA vs. Bacone (9/24/11)
Kickoffs: 10, Sean Ianno, UTSA vs. Bacone (9/24/11)
Touchbacks: 5 Sean Ianno, UTSA vs. UAB (10/26/13)
Kickoff Returns: 8, Kam Jones, UTSA vs. Oklahoma State (9/7/13)
Longest Kickoff Return: 92 (TD), Tyler Ervin, San Jose State (10/20/12)
Punts: 9, David Covey, Bacone (9/24/11); Kyle Jech, Northwestern Oklahoma State (9/22/12)
Longest Punt: 64, Matt Hubbard, Georgia State (10/29/11)
Punting Average: 50.7, Jake Mullin, McMurry (9/10/11)
Punt Returns: 4, Erik Brown, UTSA vs. Bacone (9/24/11)
Longest Punt Return: 79 (TD), Kenny Harrison, UTSA vs. Texas State (11/24/12)



Evans Okotcha owns Alamodome single-game records for rushing yards, rushing attempts and longest rush.



ALL-TIME RESULTS

YEAR-BY-YEAR RESULTS

ALL-TIME SERIES RESULTS



Larry Coker

2011-present (3 Years)

Overall: 19-15 (.559)

Conference: 9-5 (.643)

2011 — 4-6 (FCS Independent)

9/3	Northeastern State	W, 31-3
9/10	McMurry	L, 21-24
9/17	at Southern Utah	L, 22-45
9/24	Bacone	W, 54-7
10/1	at #16 Sam Houston State	L, 7-22
10/8	South Alabama	L, 27-30 (2OT)
10/15	at UC Davis	L, 17-38
10/29	Georgia State	W, 17-14 (OT)
11/12	at McNeese State	L, 21-24
11/19	Minot State	W, 49-7

2012 — 8-4 (3-3 WAC)

8/30	at South Alabama	W, 33-31
9/8	Texas A&M-Commerce	W, 27-16
9/15	at Georgia State	W, 38-14
9/22	Northwestern Oklahoma State	W, 56-3
9/29	at New Mexico State*	W, 35-14
10/13	at Rice	L, 14-34
10/20	San Jose State*	L, 24-52
10/27	Utah State*	L, 17-48
11/3	at #22 Louisiana Tech*	L, 27-51
11/10	McNeese State	W, 31-24
11/17	at Idaho*	W, 34-27
11/24	Texas State*	W, 38-31

2013 — 7-5 (6-2 Conference USA)

8/31	at New Mexico	W, 21-13
9/7	#13 Oklahoma State	L, 35-56
9/14	at Arizona	L, 13-38
9/21	at UTEP*	W, 32-13
9/28	Houston	L, 28-59
10/5	at Marshall*	L, 10-34
10/12	Rice*	L, 21-27
10/26	UAB*	W, 52-31
11/2	at Tulsa*	W, 34-15
11/9	Tulane*	W, 10-7
11/23	at North Texas*	W, 21-13
11/30	Louisiana Tech*	W, 30-10

* conference game

ALL-TIME RECORD BREAKDOWN

Home: 11-7 • Away: 8-8 • Neutral: 0-0

Arizona (0-1)

H: 0-0 | A: 0-1 | N: 0-0
9/14/13 ___aL_____ 13-38

Bacone (1-0)

H: 1-0 | A: 0-0 | N: 0-0
9/24/11 ___hW_____ 54-7

Georgia State (2-0)

H: 1-0 | A: 1-0 | N: 0-0
10/29/11 ___hW__(OT) 17-14
9/15/12 ___aW_____ 38-14

Houston (0-1)

H: 0-1 | A: 0-0 | N: 0-0
9/28/13 ___hL_____ 28-59

Idaho (1-0)

H: 0-0 | A: 1-0 | N: 0-0
11/17/12 ___aW_____ 34-27

Louisiana Tech (1-1)

H: 1-0 | A: 0-1 | N: 0-0
11/3/12 ___aL_____ 27-51
11/30/13 ___hW_____ 30-10

Marshall (0-1)

H: 0-0 | A: 0-1 | N: 0-0
10/5/13 ___aL_____ 10-34

McMurry (0-1)

H: 0-1 | A: 0-0 | N: 0-0
9/10/11 ___hL_____ 21-24

McNeese State (1-1)

H: 1-0 | A: 0-1 | N: 0-0
11/12/11 ___aL_____ 21-24
11/10/12 ___hW_____ 31-24

Minot State (1-0)

H: 1-0 | A: 0-0 | N: 0-0
11/19/11 ___hW_____ 49-7

New Mexico (1-0)

H: 0-0 | A: 1-0 | N: 0-0
8/31/13 ___aW_____ 21-13

New Mexico State (1-0)

H: 0-0 | A: 1-0 | N: 0-0
9/29/12 ___aW_____ 35-14

North Texas (1-0)

H: 0-0 | A: 1-0 | N: 0-0
11/23/13 ___aW_____ 21-13

Northeastern State (1-0)

H: 1-0 | A: 0-0 | N: 0-0
9/3/11 ___hW_____ 31-3

Northwestern Okla. State (1-0)

H: 1-0 | A: 0-0 | N: 0-0
9/22/12 ___hW_____ 56-3

Oklahoma State (0-1)

H: 0-1 | A: 0-0 | N: 0-0
9/7/13 ___hL_____ 35-56

Rice (0-2)

H: 0-1 | A: 0-1 | N: 0-0
10/13/12 ___aL_____ 14-34
10/12/13 ___hL_____ 21-27

Sam Houston State (0-1)

H: 0-0 | A: 0-1 | N: 0-0
10/1/11 ___aL_____ 7-22

San Jose State (0-1)

H: 0-1 | A: 0-0 | N: 0-0
10/20/12 ___hL_____ 24-52

South Alabama (1-1)

H: 0-1 | A: 1-0 | N: 0-0
10/8/11 ___hL__(2OT) 27-30
8/30/12 ___aW_____ 33-31

Southern Utah (0-1)

H: 0-0 | A: 0-1 | N: 0-0
9/17/11 ___aL_____ 22-45

Texas A&M-Commerce (1-0)

H: 1-0 | A: 0-0 | N: 0-0
9/8/12 ___hW_____ 27-16

Texas State (1-0)

H: 1-0 | A: 0-0 | N: 0-0
11/24/12 ___hW_____ 38-31

Tulane (1-0)

H: 1-0 | A: 0-0 | N: 0-0
11/9/13 ___hW_____ 10-7

Tulsa (1-0)

H: 0-0 | A: 1-0 | N: 0-0
11/2/13 ___aW_____ 34-15

UAB (1-0)

H: 1-0 | A: 0-0 | N: 0-0
10/26/13 ___hW_____ 52-31

UC Davis (0-1)

H: 0-0 | A: 0-1 | N: 0-0
10/15 ___aL_____ 17-38

Utah State (0-1)

H: 0-1 | A: 0-0 | N: 0-0
10/27/12 ___hL_____ 17-48

UTEP (1-0)

H: 0-0 | A: 1-0 | N: 0-0
9/21/13 ___aW_____ 32-13

MISCELLANEOUS RECORDS



All-Time Television Appearances (13-12)

2011 (3-3)

9/10	McMurry (LN)	L, 21-24
9/17	at Southern Utah (MUT)	L, 22-45
9/24	Bacone (LN)	W, 54-7
10/8	South Alabama (LN)	L, 27-30 (2OT)
10/29	Georgia State (LN)	W, 17-14 (OT)
11/19	Minot State (LN)	W, 49-7

2012 (3-4)

8/30	at South Alabama (ESPN3)	W, 33-31
9/29	at New Mexico State (ESPN3)	W, 35-14
10/13	at Rice (FCS)	L, 14-34
10/20	San Jose State (ESPN3)	L, 24-52
10/27	Utah State (ESPN3)	L, 17-48
11/3	at #22 Louisiana Tech (ESPNR)	L, 27-51
11/17	at Idaho (KCWX)	W, 34-27

2013 (7-5)

8/31	at New Mexico (KMYS)	W, 21-13
9/7	#13 Oklahoma State (FS1)	L, 35-56
9/14	at Arizona (Pac-12)	L, 13-38
9/21	at UTEP (FCS)	W, 32-13
9/28	Houston (FSN)	L, 28-59
10/5	at Marshall (TWC)	L, 10-34
10/12	Rice (TWC)	L, 21-27
10/26	UAB (TWC)	W, 52-31
11/2	at Tulsa (CSS)	W, 34-15
11/9	Tulane (WOAI)	W, 10-7
11/23	at North Texas (TWC)	W, 21-13
11/30	Louisiana Tech (CSS)	W, 34-10

Key: (CSS) Comcast Sports Southeast; (ESPNR) ESPN Regional; (FCS) FOX College Sports; (FS1) FOX Sports 1; (FSN) FOX Sports Networks; (KCWX) KCWX-TV San Antonio; (KMYS) KMYS-CW 35 San Antonio; (LN) Longhorn Network; (MUT) My Utah TV; (Pac-12) Pac-12 Networks; (TWC) Time Warner Cable SportsChannel; (WOAI) WOAI-NBC 4 San Antonio



UTSA established an NCAA startup program record with 56,743 fans in the Alamodome for the Roadrunners' inaugural game against Northeastern State on Sept. 3, 2011.

All-Time Overtime Games (1-1)

10/8/11	South Alabama	L, 27-30 (2OT)
10/29/11	Georgia State	W, 17-14

All-Time Season Openers (3-0)

9/3/11	Northeastern State	W, 31-3
8/30/12	at South Alabama	W, 33-31
8/31/13	at New Mexico	W, 21-13

All-Time Home Openers (2-1)

9/3/11	Northeastern State	W, 31-3
9/8/12	Texas A&M-Commerce	W, 27-16
9/7/13	#13 Oklahoma State	L, 35-56

All-Time Road Openers (2-1)

9/17/11	at Southern Utah	L, 22-45
8/30/12	at South Alabama	W, 33-31
8/31/13	at New Mexico	W, 21-13

All-Time Homecoming Games (2-1)

9/24/11	Bacone	W, 54-7
10/20/12	San Jose State	L, 24-52
10/26/13	UAB	W, 52-31

Top Home Crowds

56,743*	Northeastern State	9/3/11
40,977	#13 Oklahoma State	9/7/13
39,032	Texas State	11/24/12
33,517	Bacone	9/24/11
32,886	South Alabama	10/8/11
32,487	Houston	9/28/13
32,369	Minot State	11/19/11
31,364	McMurry	3/10/11
30,862	San Jose State	10/20/12
30,416	Texas A&M-Commerce	9/8/12
26,549	Louisiana Tech	11/30/13
25,977	Georgia State	10/29/11
25,784	McNeese State	11/10/12
25,742	Northwestern Oklahoma State	9/22/12
25,391	UAB	10/26/13
25,272	Rice	10/12/13
24,606	Tulane	11/9/13
23,519	Utah State	10/27/12

* NCAA startup program inaugural game record



PROGRAM FIRSTS

FROM INAUGURAL GAME VS. NORTHEASTERN STATE (SEPT. 3, 2011 • ALAMODOME • SAN ANTONIO, TEXAS)

UTSA team captains — Senior S Mark Waters, sophomores LB Steven Kurfehs and QB Eric Soza, freshman WR Kam Jones

Opening kickoff — Northeastern State's Dylan Beers for 62 yards

Opening kickoff return — UTSA's Kam Jones for 37 yards to UTSA's 45-yard line

Play from scrimmage — UTSA's Brandon Armstrong rush for 4-yard loss

First down & play of 10 or more yards — UTSA's Eric Soza rush for 19 yards (opening possession)

Pass completion, pass play for 10 or more yards & passing first down — Soza to CheRod Simpson for 13 yards on team's opening possession

Touchdown — Soza rush for 14 yards at 11:35 mark of first quarter

Point after touchdown (PAT) — UTSA's Sean Ianno

First drive — 7 plays, 55 yards, 3:25 time of possession, which resulted in a touchdown

Sack — UTSA's Ferrington Macon for 6-yard loss on Northeastern State's second possession

Three-and-out — UTSA's first defensive possession

Penalty — Defensive offsides by Northeastern State on UTSA's second possession

Passing TD — Soza to Jake Wannamaker for six yards at 6:34 mark of first quarter

Penalty against UTSA — Josh Ward kick out-of-bounds following Roadrunners' second touchdown

Timeout called by UTSA — 3:59 mark in first quarter

Play longer than 35 yards — Soza pass to Jones for 38 yards on UTSA's third possession

Punt by UTSA — Ward for 37 yards on UTSA's fourth possession (returned for seven yards by Nate Robinson)

Field-goal attempt — Sean Ianno for 21 yards, which was good with no time remaining in first half on UTSA's sixth possession

Points allowed by UTSA — Beers 22-yard field goal at 10:41 mark of third quarter

Punt return — Armstrong for 12 yards after a 32-yard punt by Cody Lenz at 6:38 mark of third quarter

Play of more than 50 yards — Soza pass to David Morgan for 63 yards at 5:56 mark of third quarter

Turnover — Mauricio Sanchez forced fumble on first play of fourth quarter, recovered by Crosby Adams

Win — 31-3 vs. Northeastern State (9/3/11) at Alamodome



Eric Soza scored the first touchdown in program history in the first quarter of UTSA's 31-3 victory against Northeastern State on Sept. 3, 2011.

FROM INAUGURAL SEASON (2011)

Televised game — vs. McMurry (9/10/11) on Longhorn Network

TD allowed by UTSA — Jake Mullin 1-yard run at 13:14 mark of second quarter vs. McMurry (9/10/11)

Blocked FG — Franky Anaya with 2:02 left in second quarter vs. McMurry (9/10/11)

Interception — Darrien Starling with 3:36 left in third quarter vs. McMurry (9/10/11)

Road game, night game, loss and road loss — 45-22 at Southern Utah (9/17/11) in Cedar City, Utah

Defensive TD — Steven Kurfehs 45-yard interception return with 10:26 left in second quarter vs. Bacone (9/24/11)

Blocked punt — Joseph Lizcano with 4:25 left in second quarter vs. Bacone (9/24/11)

Homecoming game and homecoming win — 54-7 vs. Bacone (9/24/11)

Safety allowed — Team safety vs. Sam Houston State (10/1/11)

Blocked PAT — Marlon Smith with 1:53 left in the second quarter vs. Sam Houston State (10/1/11)

Overtime game and overtime loss — 30-27 vs. South Alabama (10/8/11) at Alamodome

Overtime win — 17-14 vs. Georgia State (10/29/11) at Alamodome

OTHER FIRSTS

Road and FBS win — 33-31 at South Alabama (8/30/12) in Mobile, Ala.

Road game and road win in domed stadium — 38-14 vs. Georgia State (9/15/12) at Georgia Dome in Atlanta, Ga.

Conference and conference road win — 35-14 at New Mexico State (9/29/12) in Las Cruces, N.M.

Game against ranked opponent — No. 13 Oklahoma State (9/7/13) at Alamodome

Win against bowl-qualifying team — 10-7 vs. Tulane (11/9/13) at Alamodome



CONFERENCE AWARDS

First Team



Triston Wade, DB
2012 WAC



Second Team



Franky Anaya, DL
2012 WAC



Scott Inskeep, OL
2012 WAC
2013 C-USA



Steven Kurfehs, LB
2012 WAC



Brandon Reeves, LB
2012 WAC



Triston Wade, DB
2013 C-USA

Honorable Mention

2012 WAC

Cody Harris, OL
Kenny Harrison, ST
Cole Hubble, TE
Kam Jones, WR
Evans Okotcha, RB

2013 C-USA

Codie Brooks, DL
Cody Harris, OL
Cole Hubble, TE
Nic Johnston, DB
Kam Jones, WR
Steven Kurfehs, LB
Ashaad Mabry, DL
Bennett Okotcha, DB
Robert Singletary, DL
Eric Soza, QB
Kristian Stern, P

Players of the Week

National

Sean Ianno — Lou Groza Award "Star of the Week" (9/3/12)
Triston Wade — Honorable Mention Jim Thorpe Defensive Back of the Week (9/3/12)

Conference

Kenny Harrison — WAC Special Teams POW (9/17/12; 11/26/12)
Sean Ianno — WAC Special Teams POW (9/3/12)
Triston Wade — WAC Defensive POW (9/3/12)
Sean Ianno — C-USA Special Teams POW (11/11/13)
Eric Soza — C-USA co-Offensive POW (11/25/13)

ACADEMIC AWARDS



Nate Leonard
2013 Second-Team Capital One
Academic All-American
2012, 2013 First-Team Capital One
Academic All-District VII
2013 Conference USA Football
Scholar-Athlete of the Year



Eric Soza
2013 National Football Foundation
Scholar-Athlete
2013 First-Team Capital One
Academic All-District VII

Academic All-Conference

2012 WAC All-Academic

Aaron Grubb	Jason Neill
Seth Grubb	Payton Rion
Brandon Guerrero	Will Ritter
Zach Hester	Austin Rushing
Patrick Hoog	Nate Shaw
Nic Johnston	Eric Soza
Nate Leonard	Josh Ward
Sean Luchnick	Terrance Wilburn

2013 C-USA All-Academic

Nate Leonard	Eric Soza
--------------	-----------



ALL-TIME LETTERWINNERS

Crosby Adams (2011-13)	Seth Grubb (2011-13)	Sean Luchnick (2011-12)	Nate Shaw (2011-13)
Kevin Adams (2013)	Brandon Guerrero (2012-13)	Ashaad Mabry (2011-13)	CheRod Simpson (2011-13)
Adefemi Adekeye (2011)	Jeremy Hall (2011)	Marcellus Mack (2011-13)	Robert Singletary (2013)
Franky Anaya (2011-12)	Cody Harris (2011-13)	Ferrington Macon (2011-13)	Marlon Smith (2011)
Darius Anderson (2011)	Jarron Harris (2012-13)	Jesse Medrano (2011-13)	Eric Soza (2011-13)
Brandon Armstrong (2011-13)	Kenny Harrison (2011-13)	Dalton Miller (2012)	Darrien Starling (2011-13)
James Bakke (2011)	Lekenwic Haynes (2011-12)	Jeremiah Moeller (2011-13)	Kristian Stern (2012-13)
Cody Berry (2012-13)	Zach Hester (2012-13)	Josiah Monroe (2011-13)	Trevor Stevens (2013)
Kenny Bias (2012-13)	Cole Hicks (2011-12)	David Morgan (2011, '13)	Blake Terry (2011-13)
Codie Brooks (2013)	Earon Holmes (2011-13)	Jason Neill (2011-12)	Triston Wade (2011-13)
Tevin Broussard (2013)	Patrick Hoog (2012)	T.J. Neilsen (2011)	John Walker III (2011)
Andre Brown (2013)	Cole Hubble (2011-13)	Bennett Okotcha (2013)	Josh Walker (2012-13)
Brady Brown (2011)	Sean Ianno (2011, '13)	Evans Okotcha (2011-13)	Jake Wanamaker (2011)
Richard Burge (2011-13)	Scott Inskeep (2011-13)	Drew Phillips (2011)	Josh Ward (2011-12)
Miguellino Byrd (2011-12)	Jens Jeters (2013)	Brian Price (2013)	Mark Waters (2011)
William Cavanaugh (2013)	Chris Johnson (2011)	Brandon Reeves (2011-12)	Mike Wilburn (2011)
Cody Cole (2013)	Drew Johnson (2013)	Payton Rion (2011, '13)	Terrance Wilburn (2012)
Chase Dahlquist (2013)	Nic Johnston (2011-13)	Will Ritter (2011-13)	Cory Williams (2011)
Drew Douglas (2013)	Kam Jones (2011-13)	Cody Rogers (2011-13)	Jarveon Williams (2013)
Michael Egwuagu (2013)	Brian King (2012-13)	John Roper (2011)	Tevin Williams (2011)
Brandon Freeman (2011-13)	Steven Kurfehs (2011-13)	Austin Rushing (2012)	Charles Wort (2012)
David Glasco II (2011-13)	Nate Leonard (2011-13)	Mike Sanchez (2011)	
Jordan Gray (2013)	Joseph Lizcano (2011-13)	Mauricio Sanchez (2011-12)	
Aaron Grubb (2012-13)			

ALL-TIME ASSISTANT COACHES

Kevin Brown (2011-13)	Graduate Assistants
Travis Bush (2010-11)	Jeff Bowen (2011-13)
Perry Eliano (2011-13)	Matthew Kraft (2012-13)
Polo Gutierrez (2009-13)	Benny Morrison (2012-14)
Tony Jeffery (2010-13)	Aaron Selby (2011)
Nathaniel Jones (2011-12)	Ryan Smith (2014)
Jim Marshall (2010-13)	Giovanni Vizza (2014)
Marquis Mosely (2014)	
Mike Menefee (2009-10)	Quality Control
Neal Neathery (2010-13)	Eddia Benavidez (2013-14)
Jeff Popovich (2013)	
Charlie Reeve (2012-13)	
Eric Roark (2009-13)	
David Ross (2009-10)	



2014 UTSA ROADRUNNERS



Front Row (L to R): Kam Jones, Dalton Sturm, Jarveon Williams, Stanley Dye Jr., Austin Robinson, Crosby Adams III, Head Coach Larry Coker, Blake Bogenschutz, Brand Armstrong, Tucker Carter, Aneas Henricks, Triston Wade, Michael Egwuagu. **Second Row:** Brady Lambert, Marcellus Mack, Brian King, Greg Campbell Jr., Nate Gaines, David Glasco II, Austin Jupe, Earon Holmes, Daniel Portillo, N'Keal Bailey, Kerry Thomas, Josiah Monroe. **Third Row:** Tyrell Clay, Fred Blow, Aron Taylor, Kenny Harrison, Sean Hesler, Tre White, Larry Stephens, Andre Brown, Bennett Okotcha, Nic Johnston, Tevin Broussard, Triston Crossland, Darrien Starling. **Fourth Row:** Mauricio Sanchez, Teevor Baker, Nate Shaw, Ragan Robichaux, Justin Chavez, Joseph Lizcano, Drew Douglas, Chase Dahlquist, Tank O'Neal, Justin Todd, Jerod Vick, Duke Wheeler. **Fifth Row:** Kristian Stern, Yannis Routsas, Cedric Haley, Blake Dean, Jens Jeters, Cody Rogers, Treston Coleman, Justyn Eddins, Cade Laufer, Josh Ward, Gage Hadlock, Matt Bayliss, Robert Singletary. **Sixth Row:** Payton Rion, Blake Terry, Marcos Curry, Kevin Strong, Nate Leonard, Dalton Miller, Drew Johnson, Ferrington Macon, T.J. Talashek, Juan Perez, Richard Burge, Michael Leagan. **Seventh Row:** William Cavanaugh, Michael Roberson, Zach Hester, Kyle McKinney, Cody Harris, Brent Swanson, Jordan Gray, Cody Cole, Reed Darragh, Anthony Lee Jr., Josh Walker, Alex Delgado. **Eighth Row:** Scott Inskeep, Cameron Oliver, Kenny Bias, David Morgan II, Cole Hubble, Brandon Freeman, Seth Grubb, Trevor Stevens, Aaron Grubb, Miles Lerch, Kennedy Ubabuike, Brian Price. **Ninth Row:** Assistant AD/Football Shane Elder, Director of Operations Adam Cain, Head Athletic Trainer Jerry Greeson, Assistant Athletic Trainer Rhodie Moss, Sean Ianno, Marcus Davenport, Codie Brooks, Jesse Medrano, Jason Neill, Ashaad Mabry, John Paul Davila, Video Coordinator Brad Sternberg, Assistant Equipment Manager Justin Volentine, Head Equipment Manager Mike Villa. **Back Row:** Graduate Assistant Coach Ryan Smith, Graduate Assistant Coach Giovanni Vizza, Graduate Assistant Coach Jeremiah Moeller, Assistant Coach Jeff Popovich, Assistant Coach Eric Roark, Assistant Coach Charlie Reeve, Head Strength & Conditioning Coach Charlie Dudley, Graduate Assistant Coach Benny Morrison, Assistant Coach Marquis Mosely, Assistant Coach Neal Neathery, Assistant Coach Polo Gutierrez, Assistant Coach Jim Marshall, Assistant Coach Perry Eliano, Assistant Coach Kevin Brown, Quality Control Coach Eddie Benavidez.



2014 UTSA ROADRUNNERS SCHEDULE



Houston (ESPN)
8 p.m. • Aug. 29
TDECU Stadium
Houston, Texas



Louisiana Tech (FOX Sports)
TBA • Oct. 18
Joe Aillet Stadium
Ruston, La.

EWUSA



Arizona (FOX Sports 1)
7 p.m. • Sept. 4
Alamodome
San Antonio, Texas



UTEP (American Sports Network)
6 p.m. • Oct. 25
Alamodome
San Antonio, Texas

EWUSA



Oklahoma State (FOX Sports Networks)
6 p.m. • Sept. 13
Boone Pickens Stadium
Stillwater, Okla.



Rice (FOX Sports)
TBA • Nov. 8
Rice Stadium
Houston, Texas

EWUSA



Florida Atlantic
4 p.m. • Sept. 27
FAU Stadium
Boca Raton, Fla.



Southern Miss (CBS Sports Network)
7 p.m. • Nov. 13
Alamodome
San Antonio, Texas

EWUSA



New Mexico (American Sports Network)
2:30 p.m. • Oct. 4
Alamodome
San Antonio, Texas



Western Kentucky (FOX Sports)
TBA • Nov. 22
Houchens Industries/L.T. Stadium
Bowling Green, Ky.

EWUSA



FIU (FOX College Sports)
6 p.m. • Oct. 11
Alamodome
San Antonio, Texas



North Texas (FOX Sports)
TBA • Nov. 29
Alamodome
San Antonio, Texas

EWUSA