

UTSA

E-USA
Inaugural Season





Two-time National Coach of the Year Larry Coker has helped put UTSA football in the national spotlight. The Okemah, Okla., native has guided the Roadrunners to 12 victories and tutored five all-conference and 14 academic all-conference honorees in the first two seasons.

LARRY COKER **UTSA HEAD COACH**

BY THE NUMBERS

- 1** National Championship
- 2** BCS Championship Game appearances
- 2** National Coach of the Year awards
- 26** All-Americans
- 72** Career victories
- 87** Academic all-conference selections
- 97** First-team all-conference picks
- .742** Career winning percentage

UTSA set NCAA startup program records for inaugural game (56,743) and average home (35,521) attendance in 2011 and posted an 8-4 overall and 3-3 mark in the Western Athletic Conference in 2012. This fall, the Roadrunners will embark on their debut campaign in Conference USA.



TABLE OF CONTENTS

THE UTSA EXPERIENCE

This Is UTSA Football	2-3
Building A Program	4-5
What They're Saying	6-7
Media Exposure	8-9
First-Class Facility	10-11
Park West Athletics Complex	12-13
This Is UTSA	14-15
Campus Life	16-17
Campus Rec	18-19
A Focus On Academics	20-21
Career Services	22-23
Athletic Medicine	24
Strength & Conditioning	25
UTSA Spirit	26-27
Conference USA	28-29
Building Champions	30
NCAA Host Institution	31
This Is San Antonio	32-35
Alamodome	36-37
NCAA Compliance	38

MEDIA INFORMATION

Quick Facts	40
Schedule	40
Timeline	41
Future Schedules	41
Athletics Communications Staff	42
Media Policy	42-43
Alamodome Directions & Parking	44
Local Media Directory	45
Roadrunners Sports Network	45
Opponents Quick Facts	46-47
Conference USA	48-49
Conference USA Composite Schedule	50
Conference USA Championship Game	51
Conference USA Bowl Synopsis	52

SEASON OUTLOOK

Season Outlook	54-55
Numerical Roster	56-57
Alphabetical Roster	58-59
Roster Breakdown	60
Starters Breakdown	61
Pronunciation Guide	61
Depth Chart	62

STAFF

Larry Coker	64-66
Kevin Brown	67
Perry Eliano	68
Polo Gutierrez	69
Tony Jeffery	70
Jim Marshall	71
Neal Neathery	72
Jeff Popovich	73
Charlie Reeve	74
Eric Roark	75
Jeff Bowen	76
Matthew Kraft	76
Benny Morrison	77
Shane Elder	77
Adam Cain	77
Coaching Staff	78

Lara Goldmann	79
LeAnna Batts	79
Brad Sternberg	79
Mike Villa	79
Justin Valentine	79
Charlie Dudley	80
Travis Reust	80
Jerry Greeson	81
Rhodie Moss	81
Team Physicians	81
Matt Leituala	81
Kyle Stephens	82
Brian Hernandez	82
Lynn Hickey	83
Dr. Ricardo Romo	84

PLAYERS

Player Bios	86-110
-------------	--------

2012 SEASON REVIEW

Schedule/Results	112
Team Statistics	112
Record Breakdown	112
UTSA Game-by-Game Statistics	113
Opponent Game-by-Game Statistics	114
Individual Statistics	115-116
Defensive Statistics	117
Team Captains	117
Superlatives	118
Starters Summary	119
Individual Honors	119
Game Capsules	120-125
WAC Season Review	126

RECORD BOOK

Team Single-Season Records	128
Team Single-Game Records	129
Individual Single-Season Records	130-131
Individual Single-Game Records	132
Individual Career Records	133
Opponent Single-Game Records	134
All-Time Results	135
Miscellaneous Records	136
Honor Roll	137
All-Time Letterwinners	138
All-Time Assistant Coaches	138

CREDITS

The 2013 UTSA Football Guide is a production of the UTSA Athletics Communications Office. The supplement was designed, written and edited by Assistant AD/Athletics Communications Kyle Stephens and Associate Athletics Communications Director Brian Hernandez with assistance from Assistant Athletics Communications Director Jordan Korhage, former Assistant Director Tony Baldwin, Athletics Communications Assistant Sarah Flores and students assistants Forrest Norton and Zach Lee. Front cover design assistance by Caitlin Murphy.

Photography

AeroPhoto.com, Alamo Bowl, Alamodome, Bryan Bullon, Ross Davis, Patrick Dunn, Burk Frey, Jeff Huehn, Mark McClendon, Steve Moakley, San Antonio Convention and Visitor's Bureau, Schlitterbahn Waterpark Resort, Dave Taylor, University of Miami and Jason Yuarte.



Tailgating
UTSA fans begin tailgating in the Alamodome parking lots several hours before kickoff.



THIS IS UTSA

Spirit Walk
Two and a half hours prior to kickoff, Rowdy the Roadrunner leads head coach Larry Coker and the UTSA football team through the Spirit Walk. Fans and the UTSA band and cheerleaders line Hoefgen Avenue as the team makes its way through Sunset Station and Rowdy Town to the Alamodome.





The UTSA Roadrunners take the field to fireworks or smoke while highlights play on the Alamodome video boards.



FOOTBALL



Electric Atmosphere
Thousands of screaming fans, the UTSA Cheerleaders and Pom Squad and the UTSA Marching Band — The Spirit of San Antonio — help create an electric atmosphere in the Alamodome.



BUILDING A

"We are **grateful** to the Board of Regents for their **support** today to enhance our entire sports program and bring UTSA football to San Antonio."

- **UTSA President Ricardo Romo**



Under the lights of Dub Farris Stadium, UTSA held its inaugural practice with 70 players – 28 scholarship and 42 walk-ons.

Sept. 8

UTSA announces its inaugural schedule, which begins with Northeastern State on Sept. 3, 2011.

March 13



March 6

UTSA President Dr. Ricardo Romo and Athletics Director Lynn Hickey introduce Larry Coker as the program's first head football coach.

Feb. 3

Roadrunners head coach Larry Coker announced the program's inaugural signing class, which consisted of 25 prep student-athletes.

Nov. 11

UTSA accepted an invitation to join the Western Athletic Conference. The Roadrunners joined their new conference on July 1, 2012.



Dec. 18



The University of Texas System Board of Regents approved UTSA's Athletics Initiative Business Plan, which granted permission to add a football program.

"This is yet **another historic day** for UTSA. We have been working extremely hard for a very long time to reach our goal of joining an FBS conference and today's invitation is a realization of a lot of **hard work** by so many different people."

- **UTSA Athletics Director Lynn Hickey**

PROGRAM



FOX Sports Southwest launched a new reality sports documentary series that chronicled the start of UTSA's inaugural football season.

May 14

"This is maybe the most awesome game I've ever been around. I'm being totally honest with you."
- Head Coach Larry Coker



UTSA kicked off its inaugural season with a 31-3 victory over Northeastern State before an NCAA start-up program record crowd of 56,743 at the Alamodome.

Sept. 3

UTSA officially joins the Western Athletic Conference and becomes a member of the Football Bowl Subdivision.

July 1

UTSA officially joins Conference USA and will be in its final year of reclassification to the Football Bowl Subdivision.

July 1



2011

April 9

More than 4,000 fans were in attendance for the inaugural UTSA Football Fiesta Spring Game presented by Health Texas at the Alamodome.

Nov. 19

The Roadrunners rolled past Minot State, 49-7, in its season finale. The game drew 32,369 fans and that helped UTSA break the NCAA record for average attendance for a first-year program. The Roadrunners welcomed 35,521 fans per game to the Alamodome in their inaugural campaign.

2012

May 4

UTSA accepted an invitation to join Conference USA. The Roadrunners will join their new conference on July 1, 2013.

2013

"To see how well it was received by the community was gratifying. We were very blessed. We made history."
- Athletics Director Lynn Hickey



WHAT THEY'RE



UTSA HEAD COACH LARRY COKER

"We all say we start from scratch when we take over a program, but Larry truly has. They're like a toddler than can sprint."

— Louisiana Tech head coach Skip Holtz

"Coach Coker has always been genuine. I always have appreciated what he has done for the game of football. He's a great fit for UTSA."

— Russell Maryland, former Miami All-American and 1991 NFL Draft overall No. 1 pick

"Larry is the perfect guy to start a football program from the ground up. He's got name appeal, he's won a national championship, all the high school coaches know him or know who he is. Plus, Larry knows what he's doing. After you get to where he got — the National Championship — and then step back ... all you want to do is coach. He's made the money, he's won the big games. Now he just wants to get UTSA going, and I have no doubt that he will."

— Texas head coach Mack Brown as told to Jason King, Yahoo! Sports, July 9, 2009

"No one, however, should question Coker's ability to get it done. There's too much high school talent in the state of Texas, and Coker has too many friends in the coaching community helping him out."

— Matt Hayes, *The Sporting News*, April 13, 2009

THE LARRY COKER FILE

Personal

Full name: Larry Edward Coker

Family: Wife, Dianna; Daughter, Lara

Hometown: Okemah, Okla.

Coaching Career

Career record: 72-25 (.742) in eight seasons

2009-present: UTSA, head coach

2001-06: Miami (Fla.), head coach

1996-2000: Miami (Fla.), offensive coordinator

1995: Ohio State, assistant coach

1993-94: Ohio State, assistant coach

1990-92: Oklahoma, offensive coordinator

1983-89: Oklahoma State, offensive coordinator

1980-82: Tulsa, offensive coordinator

1979: Tulsa, assistant coach

1977-78: Claremore (Okla.) High School, head coach

1971-76: Fairfax (Okla.) High School, head coach

Honors

2002 American Football Monthly National Coach of the Year

2001 AFCA/National Sportscasters & Sportswriters

Association National Coach of the Year

2005 AFCA Region 5 Coach of the Year

2001 AFCA Region 2 Coach of the Year

2001-02 Big East Coach of the Year

2002 Eddie Robinson Coach of Distinction

Highlights

- Guided UTSA to an 8-4 record in just its second season
- Led Miami (Fla.) to the 2001 BCS National Championship, the first rookie head coach in 53 years and only second ever to lead a team to the title
- First coach since Walter Camp (1888-89) to go undefeated through first 24 games as a head coach
- Has coached 26 first-team All-Americans and 97 first-team all-conference picks
- Has mentored 87 academic all-conference honorees

Playing Experience

1966-69: Northeastern (Okla.) State, defensive back

Education

• Master's degree in guidance counseling and physical education, Northeastern State, 1973

• Bachelor's degree in history, Northeastern State, 1970

SAYING...

"In my opinion, Larry is the best hire for UTSA. He loves kids and the game of football and has impeccable character. Larry has been at the pinnacle of the college football world and he got there by paying his dues and working extremely hard for many years. He'll bring that same kind of energy to UTSA. They are lucky to have him."

— Texas head coach Mack Brown

"Coker's imprint is all over this program: he's the face of UTSA football, its ambassador since day one, and the prime architect of the university's rapid-on-field climb from groundbreaking to the FBS level."

— Paul Myerberg, *USA Today*, May 14, 2013



"Larry has a long and great track record as a championship-caliber football coach. Along with his championship style, comes a man of character that all of us coaches recognize and respect."

— Oklahoma head coach Bob Stoops

"UTSA wins again! Lynn Hickey's hiring of Larry Coker is one of the biggest coups in the history of UTSA. Larry has quickly put together an excellent staff. They not only know the game; they have been involved in other very successful startup programs. It is not easy to build any new organization. UTSA has a great advantage in meeting that challenge with the hire of Larry Coker."

— Red McCombs, former Minnesota Vikings owner and San Antonio businessman

"What Coker has in his favor is strong enthusiasm from the UTSA student body, alumni and businesses ready for Division I football in the nation's seventh-largest city."

— Chuck Carlton, *The Dallas Morning News*, May 9, 2009



Larry Coker guided the Miami Hurricanes to the 2001 National Championship, capping a 12-0 season with a 37-14 victory over Nebraska in the Rose Bowl.

MEDIA EXPOSURE



PERSONALIZE SI.COM WITH YOUR FAVORITE PRO AND COLLEGE TEAMS. IT'S FREE!

GET EA NEED FOR SPEED THE RUN FREE! SUBSCRIBE TO US HAVE THE BEST OF US

SI.COM

COLLEGE FOOTBALL

COLLEGE HOOPS TICKETS

The Program

After one season as an FCS independent team, Texas-San Antonio will join the WAC for the 2012 football season.

In Texas, football is king. So when UT-San Antonio decided to start playing football, a community came together. SI.com chronicled the Roadrunners' first year on the gridiron. **CALL 800991**

San Antonio Express-News

SA SATURDAY, MARCH 7, 2009 • METRO EDITION

FIRST FOOTBALL CATCH FOR UTSA

BY DAN McNEARY

Footballists to begin with, UTSA President Ricardo Romo was on the verge of leaving out of the city.

And Larry Coker? With the many one-liners he fired off during Friday's conversation, he might have been considered a stand-up act rather than participating in his introduction as UTSA's first football coach.

"They talked to me every day. I think they were just trying to get me to go to work with a girl I dated in the words game," Coker joked.

It was that kind of day at the University of Texas at San Antonio's events center — job hard to figure as the school's faculty spent to start a college football team slowly began to take its first steps.

Coker, 60, had coached in two years since he was fired out of the University of Miami

where he won 60 games and the 2001 Bowl Championship Series title while he was at the University of Miami. UTSA President Ricardo Romo is in the background.

Larry Coker won 60 games and the 2001 Bowl Championship Series title while he was at the University of Miami. UTSA President Ricardo Romo is in the background.

"Throughout his career, Coker consistently has demonstrated a sincerity that has earned him admiration and respect on and off the field."

— David Flores, San Antonio Express-News, March 7, 2009

SAO ANTONIO EXPRESS-NEWS • 2009 • OCTOBER 19, 2008

SPORTS

Rec Sp

DIVISION I FOOTBALL | ROADRUNNERS BEGIN NEW ERA

TOUCHDOWN, UTSA

NO DOUBTS: Regents unanimously approve school's plan to add football. NEXT UP: The program's first coach expected to be hired in early 2009.



THE ROTATION

COLLEGE

For UTSA, football isn't far away—and neither is winning

Yes, they're ready for football in San Antonio. The nation's seventh largest city doesn't have an NFL franchise or a Division I football team, but it has 28,000-plus students at Texas-San Antonio who voted not once but twice to increase their fees to help fund the school's startup program.

Larry Coker, who won a national title at the other end of the spectrum earlier this decade at Miami, was hired to make it all work. On the day he was introduced last month, more than 500 UTSA students delayed leaving for spring break and packed the press conference to show their support for a team that won't begin playing (in Division I-AA) until 2011.

"I really questioned their sanity," Coker says. No one, however, should question Coker's ability to get it done. There's too much high school talent in the state of Texas, and Coker, 60, has too many friends in the coaching community helping him out. Among the group: Florida Atlantic's Howard Schnellenberger, a guy who knows a little about building programs.

Schnellenberger reconnected a Miami program that was months from shutting down and won a national title there in 1985 before moving on to turn around Louisville, where his 1990 team was the school's first 10-game winner. Now he has FAU—starting its fourth full Division I season—at the top of the Sun Belt Conference.

His advice to Coker: Believe in what you're doing.

"They have the Spurs here; they understand winning," Coker says. "There will be a grace period, but there will come a time when we need to show we can win. And we will."

—Matt Joyce

UTSA President Ricardo Romo (right) signs the Roadrunner sign in athletic director Lynn Hickey (left) on the afternoon of the decision made. Framing by the University of Texas Board of Regents to approve a football program at the San Antonio campus.

Roadrunners get green light for football

ESPN THE WORLDWIDE LEADER IN SPORTS

ON THE PHONE

LARRY COKER

UNIVERSITY OF TEXAS SAN ANTONIO HEAD COACH

Challenges of building a football program

UTSA FOOTBALL


THE BIRTH OF A PROGRAM

"UTSA Football: The Birth of a Program" was a six-part documentary that aired in 2011 on FOX Sports Southwest, which reaches more than 10 million cable and satellite TV homes in Texas, Oklahoma, Arkansas and Louisiana. In 2012, a weekly 30-minute magazine show called "UTSA Football Insider" premiered on FOX Sports Southwest and will continue airing each Thursday during the season on FOX Sports Southwest and Comcast SportsNet Houston in 2013.



Located just a short walk from the center of San Antonio's downtown district, the Alamodome is one of the top football venues in the state of Texas. With a seating capacity of more than 65,000 that includes 56 suites, the facility has hosted an array of football games and other events since its opening in 1993.

FIRST-CLASS FACILITY





The Roadrunners' spacious locker room at the Alamodome is among the finest in the nation. Completed in December 2011, it features more than 100 lockers, a coaches locker room and lounge, flat-screen TVs, a training room, an equipment office, showers and restrooms.



UTSA has averaged 32,373 fans in 12 home games at the Alamodome through the first two seasons.



PARK WEST ATHLETICS COMPLEX

Quick Facts



The 60-acre complex will be built in phases near UTSA's Main Campus on a university-owned tract of land located just inside Loop 1604 near Hausman Road and Kyle Seale Parkway.



When all phases are completed, the complex will feature NCAA Division I-quality stadiums:

- Baseball (4,000 seats)
- Softball (1,500 seats)
- Soccer (5,000 seats)
- Track (5,000 seats)
- Tennis (1,500 seats)



The complex will feature two multi-purpose lighted practice facilities that will be used by the football program.



The complex will include a building that will house office space for coaches and staff, locker rooms, a training room and a strength and conditioning center.

Economic Impact



The complex will generate nearly \$200 million for the local economy during three years of construction and the initial five years of operation.



The first five years of operation will generate an estimated \$63 million in sports tourism spending, as UTSA will work with the city, county and San Antonio Sports to recruit and co-host tourist-destination events in the complex.



UTSA's athletics program currently contributes more than \$27 million annually to the local economy, including operations and the existing sports-tourism base.



The Park West Athletics Complex soccer (above) and track & field (below) facilities were completed in Summer 2013.

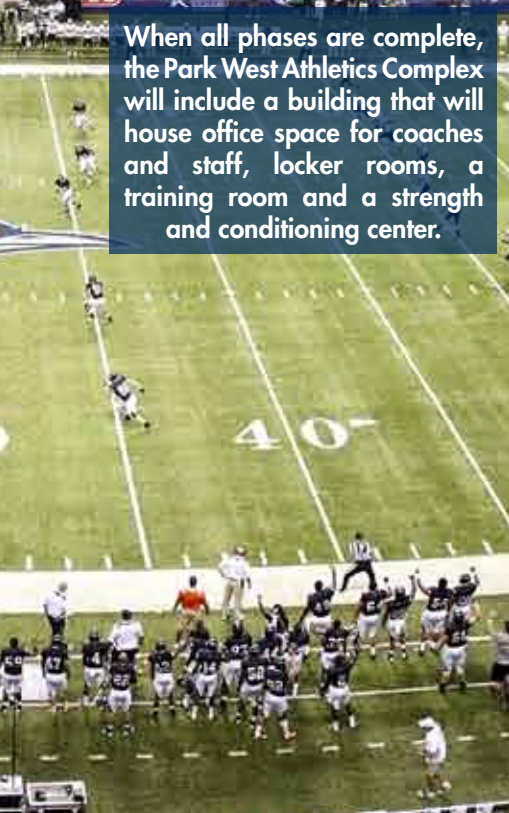


UTSA officially broke ground at the Park West Athletics Complex on April 10, 2012. UTSA President Dr. Ricardo Romo, UTSA Director of Athletics Lynn Hickey, University of Texas System Board of Regents Chairman of the Board William Eugene Powell, District 25 Texas State Senator Jeff Wentworth, Bexar County Judge Nelson Wolff, County Commissioner Kevin Wolff, San Antonio Mayor Julián Castro and City Councilman Reed Williams all attended the groundbreaking along with the UTSA Marching Band and Roadrunners student-athletes.



Park West Athletics Complex will feature multi-purpose lighted football practice fields.

When all phases are complete, the Park West Athletics Complex will include a building that will house office space for coaches and staff, locker rooms, a training room and a strength and conditioning center.



ABOUT UTSA



The University of Texas at San Antonio was founded on June 5, 1969, by the Texas Legislature to be a "university of the first class."



UTSA serves the San Antonio metropolitan area and the broader region of South Texas through programs and services offered from its four campuses: Main Campus, Downtown Campus, Hemisfair Park Campus and Park West Campus.



With nearly 31,000 students and more than 600 tenured and tenure-track faculty, UTSA is the third-largest component in The University of Texas System.



UTSA offers more than 140 degree programs at the bachelor's, master's and doctoral levels in the colleges of Architecture, Business, Education and Human Development, Engineering, Liberal and Fine Arts, Public Policy and Sciences, as well as the Honors College, University College and Graduate School.



The university's four campuses provide access and opportunity for large numbers of historically underserved students. More than half of UTSA's students come from groups underrepresented in higher education. Many students are the first in their families to attend a college or university.



As the region's largest generator of engineers, artists, business professionals, teachers, scientists and technology managers, UTSA has produced more than 96,000 graduates since awarding its first degree in 1974.



UTSA has more than 600 tenure and tenure-track faculty positions. Ninety-eight percent of full-time tenured and tenure-track faculty hold doctorates or equivalent terminal degrees. UTSA has a total of 59 endowed academic positions, a measure of academic excellence.



In addition to the educational advantages UTSA offers, its economic impact directly and indirectly produces 1.2 billion in annual business revenues and supports an estimated 15,720 jobs in the San Antonio metropolitan statistical area.



UTSA's research specialties include health, cyber security, energy, sustainability, and human and social development.


Source: UTSA Office of University Communications

THIS IS




Dr. Ricardo Romo, a San Antonio native, became UTSA's fifth president in 1999 and is the first Hispanic president in the university's history.

MAIN BUILDING



In 1973 construction began on UTSA's original campus, now known as the Main Campus, on a 600-acre tract in the rolling foothills of San Antonio's northwest side



UTSA opened the 11-acre Downtown Campus in 1997.

UTSA



MISSION STATEMENT
The University of Texas at San Antonio is dedicated to the advancement of knowledge through research and discovery, teaching and learning, community engagement and public service. As an institution of access and excellence, UTSA embraces multicultural traditions and serves as a center for intellectual and creative resources as well as a catalyst for socioeconomic development and the commercialization of intellectual property — for Texas, the nation and the world.



UTSA®

Research and sponsored programs expenditures at UTSA increased to more than \$79 million in 2011, a 71 percent increase during the last five years.



CAMPUS LIFE

LAUREL VILLAGE



UTSA has five housing complexes on its Main Campus offering several styles of group living. On-campus housing accommodates more than 4,000 students. Students living on-campus are close to classrooms, the student center, food courts, library, athletics facilities and the student recreation center.

San Saba Hall, Chaparral Village and Laurel Village are the newest on-campus residences and all three offer two- and four-bedroom suites with cable television, high speed Internet and kitchenettes, study rooms, a computer lab, a swimming pool and basketball courts.

CHAPARRAL VILLAGE



ROADRUNNER CAFÉ COMMONS



UTSA's four libraries — John Peace, Downtown Campus, Applied Engineering and Technology and Special Collections — contain more than 1.2 million books, 422,000 e-books, 34,500 e-journal subscriptions, 62,000 audiovisual items and 345 electronic databases.





Conveniently located in front of the John Peace Library on the Main Campus, the Sombrilla is a popular gathering place for UTSA students.



UTSA students, faculty and staff have many options for dining on campus.



Real Food on Campus at Roadrunner Café, located adjacent to Chaparral Village, is an all-you-care-to-eat residential restaurant that includes fresh deli sandwiches and brick oven pizza.



The University Center (UC) Food Court houses Chili's Too, Taco Cabana, Panda Express and Burger King, while Starbucks, Subway and a C3 Convenience Store are a short walk away.



Other on-campus dining options include Smoothie King inside the Recreation and Wellness Center, Einstein Bros. Bagels in the Biotechnology, Sciences & Engineering Building, Extreme Pita in the Business Building and a Subway, Grill Works, Pizza and Wings, Home Zone, Monterey Cafe and C3 Convenience Store at the Downtown Campus.



The John Peace Library (JPL) Food Court houses Chick-fil-A, Subway, Sushic-The Sushi Company, Starbucks, Smoothie King, Bene Pizza & Pasta and a C3 Convenience Store.

RECREATION & WELLNESS CENTER



The UTSA Recreation & Wellness Center received the National Intramural and Recreational Sports Association Outstanding Facility Award in 2009.

CAMPUS REC

The UTSA Recreation & Wellness Center is one of the largest campus recreation centers in the state of Texas, containing nearly 300,000 square feet of indoor and outdoor space. The facility consists of six program areas — fitness and wellness, open recreation, intramural sports, club sports, outdoor pursuits and aquatics.



The UTSA Recreation & Wellness Center houses more than 24,000 square feet of weight and cardio space.

Campus Recreation offers personal training, fitness assessments, nutritional guidance and group exercise for no additional fee. Group exercise consists of more than 25 classes ranging from yoga to kickboxing.


The 18,000 square-foot cardio room features numerous machines ranging from tread mills, ellipticals and stationary bikes to rowers and spin bikes.



The Outdoor Aquatics Center features a three-lane lap pool, leisure pool, lazy river, hot tubs, ample lounge space, a pair of beach volleyball courts and a basketball court.



The jogging track, one-sixth of a mile in length, circles above four regulation basketball courts.



The 54-foot rock climbing wall is the largest of its kind on any campus in the state of Texas.

A FOCUS ON

ACADEMIC SERVICES

MISSION STATEMENT

Team Academics was established in order to provide academic services for student-athletes. We provide the necessary academic support services for all student-athletes to be successful in the classroom and pursue an undergraduate degree while competing as an athlete. The center is dedicated to the academic and personal development of all student-athletes.

Consistent with the mission of the University of Texas at San Antonio, the Athletics Department is committed to provide an environment in which student-athletes can be successful academically, athletically and socially. In doing so, the department dedicates itself to absolute compliance with the rules of the University of Texas System, the university, Conference USA and the National Collegiate Athletic Association.

VISION STATEMENT

The UTSA Athletics Department will be successful in its mission when ...

- Student-athletes achieve academically and compete athletically at the highest level and are prepared with skills for life.
- It achieves a level of social responsibility, honesty and integrity higher than is expected by the public and is required by laws, policies, guidelines and rules.
- Athletics is the focal point for school identity, pride and spirit among students, faculty, staff, alumni and the surrounding community.
- The community benefits from public service, affordable entertainment and economic growth derived from athletics.


ACADEMIC SUCCESS

UTSA student-athletes have earned numerous academic awards during the past decade. A league-best 27 Roadrunners were named Southland Conference Student-Athlete of the Year in their respective sports, the conference's top honor for academic and athletics success. UTSA has had 16 student-athletes chosen as an Academic All-American, one of the top honors that can be bestowed upon a collegiate athlete, while 34 have earned Academic All-District accolades since 2003. In the last 10 years, more than 800 student-athletes have earned Southland and Western Athletic Conference academic honors.



ACADEMICS

In April 2009, a state-of-the-art academic learning center opened its doors to UTSA student-athletes. The 4,000 square-foot Bodenstedt Athletic Learning Center houses five study carrels, two large conference rooms, a classroom, computer lab and office space for the Academic Services staff.



**COLIN
HOWLETT**

**ASSOCIATE AD/
ACADEMIC SERVICES**

Colin Howlett is in his fourth year as Associate Athletics Director for Academic Services at UTSA. He is responsible for overseeing academic support services for the entire department.

Howlett came to UTSA from Virginia Tech, where he was a member of the Student-Athlete Academic Support Services for 13 years. He began his tenure as Assistant Director in August 1997 and served in that capacity until his promotion to Associate Director in August 2001. He also was the Interim Director from July 2008-January 2009.

While in Blacksburg, Howlett was responsible for developing and implementing academic success programs and providing academic, career and personal counseling to student-athletes in the sports of football, men's and women's cross country, men's golf, men's and women's soccer and women's volleyball. He also assisted in the planning and development of the department's Learning Assistance Program, served as the liaison to the Registrar's Office and to the Office of Services for Students with Disabilities and helped coordinate the tutorial, peer mentor and study hall programs for all student-athletes.

Prior to his tenure at Virginia Tech, Howlett was an Academic/Athletic Counselor at Maine from 1996-97. He also spent two years at Austin Peay where he served as an Academic Services Intern from 1994-95 and as the Interim Compliance Coordinator for six months before joining the staff at Maine.

Howlett earned his bachelor's degree in business administration with an emphasis on human resource management from Susquehanna University in 1990. He received a master's degree in health and physical education with an emphasis in athletic administration from Southern Mississippi in 1994.



MATT LEITUALA
ASSISTANT AD/
ACADEMIC SERVICES



SARA GOTHELF
ACADEMIC COORDINATOR



EMILY PATTON
ACADEMIC COORDINATOR



BILL HICKEY
LIFE SKILLS COORDINATOR

STUDENT-ATHLETE CAREER SERVICES

Connecting UTSA Student-Athletes to Career Development Resources

"There are more than 380,000 student-athletes and most of them go pro in something other than sports."
— NCAA Public Service Announcement

The mission of the UTSA University Career Center is to assist students and alumni in identifying and developing the skills necessary to pursue lifelong career goals.

The Career Center provides comprehensive career planning, job search skill development and a wide range of tools and resources designed to assist students and alumni in conducting a successful job search.

The Career Center's website, hireroadrunners.com, contains full-time professional, internship, co-op, work-study and part-time job listings, which are updated daily.

Dozens of employers visit campus each year to interview UTSA students for full-time professional positions, as well as intern, co-op and other jobs. Multiple career fairs are held each semester and are attended by hundreds of employers from a variety of disciplines. These events offer information on full- and part-time jobs, internships and more.

The Career Center employs a total of 11 career counselors, one of which, Stefanie Cisneros, is dedicated to serving student-athletes at UTSA. Individual career counseling appointments are available with counselors to discuss any aspect of your career development. They will use a variety of methods to help you learn more about career interests, including free online career assessments.

In addition, career counselors can assist you in developing job search skills such as resumé writing, interview preparation and networking skills. Throughout the year, a variety of workshops are offered on various career-related topics, including several designed specifically for student-athletes.



CAREER



Why do employers seek student-athletes?

Student-Athletes possess many of the skills and abilities which are often sought by organization recruiters. Characteristics such as mental toughness, self-confidence, and performing under pressure are needed to be successful in any workplace. Listed below are additional qualities athletes can transfer from the playing field into the workplace.

TEN QUALITIES OF TEAM PLAYERS

- Time management
- Teamwork
- Goal-directed
- Competitive
- Confidence
- Persistence and endurance
- Loyalty
- Discipline
- Ability to accept constructive criticism
- Resilience

Adapted from: Bohac, Jennifer. Career Game Plan for Student-Athletes, Prentice Hall, New Jersey, 2000.



SERVICES

Career Center Partner Organizations

Hundreds of employers converge on the UTSA campus each year to participate in career fairs, information sessions and networking events and as guest speakers for workshops and in classrooms.

Listed below is a sampling of just a few of the organizations with which the Career Center partners. Organizations marked with an asterisk have previously hired UTSA student-athletes for internships or full-time positions.

AT&T *
bp Energy *
Capital Group Companies
CIA
CPS Energy
Deloitte and Touche, LLP *
Enterprise *
Ernst & Young LLP
FBI
Frost Bank
Harlandale ISD
HEB
Hyatt Hotels and Resorts *
Judson ISD *
KPMG LLP
Marcus & Millichap Real Estate Investment *
Medtronic *
Microsoft Corporation
NASA
National Security Agency
New York Life
Northeast ISD
Northrop Grumman
Northside ISD
Northwestern Mutual
NuStar Energy
Padgett Stratemann & Co., LLP
Pape-Dawson
Pepsi Bottling Group
Planto Roe Financial Services, Inc.
Raytheon
San Antonio ISD
Sapient Financial Group
Southwest ISD
Southwest Research Institute
South San Antonio ISD
Sportball Systems, Inc.
Spurs Sports and Entertainment
Target Corporation *
TCEQ
Tesoro Companies, Inc.
Toyota
Union Pacific Railroad
United States Census Bureau
U.S. Department of State
U.S. Marshals
USAA
Valero Energy Corporation
Veteran's Administration
Walgreens *
Walt Disney World
Wells Fargo
Westin
YMCA
Zachry Holdings, Inc.



STEFANIE CISNEROS

STUDENT-ATHLETE CAREER COUNSELOR

Stefanie Cisneros is in her sixth year as career counselor for all UTSA student-athletes and her 13th year as a staff member at the UTSA Career Center Office.

During her tenure, Cisneros has had the opportunity to speak to national audiences through professional presentations at the Southern Association of Colleges and Employers Annual Conference, the American Humanics Management Institute, the California Association for Counseling and Development Regional Conference and as a co-presenter at the National Careers Conference. Her most recent presentation, *"Transfer the Magic from Playing Field to Career Field"*, addressed the career development needs of student-athletes and best practices for working effectively with student-athlete populations and athletics departments.

Cisneros is currently involved in several professional organizations, including memberships in the National Career Development Association (NCDA), Southern Association of Colleges and Employers (SoACE), National Association for Colleges and Employers (NACE) and the Texas Cooperative Education and Internship Association (TXCEIA).

Cisneros graduated from UTSA in 2001 with a bachelor of science degree in kinesiology and completed a master of arts degree in community counseling from UTSA in 2008.

ATHLETIC MEDICINE

The UTSA Athletic Training Department is committed to providing the highest standard of sports medicine care to all Roadrunners student-athletes. This includes education, prevention, evaluation, recognition, treatment and rehabilitation of injuries and illnesses associated with athletic participation. Referral necessary for additional medical and psychological evaluation and treatment is also provided. The athletics training staff is dedicated to this mission and compliance with UTSA, Conference USA and NCAA rules and regulations.

The UTSA training staff works under the direction of Associate Athletics Director for Athletic Medicine, Jerry Greeson. All of the physicians that work with the training staff come from the University of Texas Health Science Center Medical School and those physicians, along with selected non-physicians, compose the sports medicine team.

The training staff is responsible for the care, prevention and rehabilitation of athletic injuries, taping and wrapping procedures, emergency situations should they occur, attendance of practices and home and away events that occur to 16 intercollegiate sports. UTSA student-athletes receive care from a centralized training center which has state-of-the-art therapeutic modalities and rehabilitation equipment to give student-athletes the best care available.

UTSA student-athletes receive care from a centralized training center, which has state-of-the-art therapeutic modalities and rehabilitation equipment to give them the best care available.



JERRY GREESON
ASSOCIATE A.D. /
ATHLETIC MEDICINE



BRENNA ELLIS
ASSOCIATE HEAD
ATHLETIC TRAINER



RHODIE MOSS
ASSISTANT ATHLETIC
TRAINER



RICHARD CAMPBELL
ASSISTANT ATHLETIC
TRAINER



ROBERT LAMB
ASSISTANT ATHLETIC
TRAINER



MEGHAN MCCAFFREY
ASSISTANT ATHLETIC
TRAINER

Intern: Josh Modica

MEDICAL CONSULTANTS

Richard Holcomb, Director of Sports Medicine; David Schmidt, Head Orthopaedic Physician; Timothy Palomera, Orthopaedic Physician; Jaime Garza, Surgeon

STRENGTH & CONDITIONING

UTSA student-athletes are running faster and getting stronger thanks to a commitment to an enhanced strength and conditioning program and a new weight room.



MISSION STATEMENT

The UTSA Strength & Conditioning Department provides athletes the means by which they can train consistently, sensibly and systematically over designated periods of time in a safe, clean and professional environment to help prevent injury and improve athletics performance.

PHILOSOPHY

The philosophy of the University of Texas at San Antonio strength & conditioning program adheres strictly to the three proven scientific principles of adaptation ...

SPECIFICITY

The transfer of a training adaptation to a gain in competition performance.

OVERLOAD

Adaptation takes place when the magnitude of training is greater than normal and is achieved by prescribing the correct number of sets, repetitions and intensity of effort. The primary focus is the muscular and energy systems' adaptation to overload.

PERIODIZATION

Training phases must be planned so that speed, agility, power and endurance will peak during the most important competitions.

STRENGTH & CONDITIONING STAFF



CHARLIE DUDLEY
DIRECTOR



TRAVIS REUST
ASSOCIATE DIRECTOR



DERRICK JENKINS
ASSISTANT DIRECTOR



UTSA SPIRIT



THE MASCOT

The Roadrunner, a bird representative of the Texas Hill Country and the Southwest, was voted the UTSA mascot in 1977, defeating the armadillo in a student election. The choice was officially adopted in early 1978.



Rowdy the Roadrunner was ranked No. 12 on Yahoo! Sports' Top 25 Most Unique Mascots



THE SCHOOL COLORS

Official colors of the University of Texas System are orange and white. Upon recommendation from the UTSA Student Representative Assembly, the Board of Regents approved the addition of navy blue to the orange and white for UTSA's colors for athletics competition.

UTSA FIGHT SONG

*Go, Roadrunners, Go!
On to vict'ry with all your might.
Fight, Roadrunners, Fight!
For the Blue and the Orange and the White.
We fight for U-T-S-A
Alma Mater proud and strong.
Win, Roadrunners, Win!
And unite in our battle song.*



THE ALMA MATER

Music to "Hail UTSA," the alma mater of the University of Texas at San Antonio, was composed by Dr. Joe Stuessy, Professor of Music. Lyrics were written by Dr. Alan Craven, Director of the Division of English, Classics and Philosophy at UTSA.

HAIL UTSA

*From our hills of oak and cedar
To the Alamo
Voices raised will echo
As, in song, our praises flow.
Hail Alma Mater!
Through the years our loyalty will grow.
The University of Texas at San Antonio*



CONFERENCE USA

C-USA

On May 4, 2012, UTSA accepted an invitation to join Conference USA. The Roadrunners officially joined the league on July 1, 2013, and will compete against teams from Charlotte, East Carolina, Florida Atlantic, FIU, Louisiana Tech, Marshall, Middle Tennessee, North Texas, Old Dominion, Rice, Southern Miss, Tulane, Tulsa, UAB and UTEP.

"Today is another outstanding day to be a Roadrunner. We are very excited about our new partnership with Conference USA. It is a great fit for us, and it is a significant step forward for the University and the entire city of San Antonio."

— UTSA President Dr. Ricardo Romo

"We are pleased to welcome UTSA to Conference USA. They are an amazing University in a very dynamic and vibrant city. Without a doubt, they will be a good fit for us. What is truly impressive is the way they launched their football program, which is a tribute to the strong leadership in place."

— Conference USA Commissioner Britton Banowsky



UTSA Director of Athletics Lynn Hickey, UTSA President Dr. Ricardo Romo and Chairman of the Greater San Antonio Chamber of Commerce Football Task Force John Montford announced the University's move into Conference USA in a press conference on May 4, 2012.

From its beginning in 1995, Conference USA's dedication to excellence has been the league's guiding principle and remains a common thread today and for a promising future. Throughout the changes during the C-USA history, the conference has held onto its strong foundation that reflects the league's national presence. These 16 schools have compiled numerous athletic and academic achievements. Additionally, the C-USA footprint will grow by nearly 20 percent, while providing the geography that allows for a divisional scheduling model that will be beneficial to the student-athletes, fan-friendly and cost effective.

Conference USA sponsors competition in 20 sports - nine for men (baseball, basketball, cross country, football, golf, soccer, tennis and indoor and outdoor track and field) and 11 for women (basketball, cross country, golf, rowing, softball, soccer, swimming and diving, tennis, indoor and outdoor track and field and volleyball).

The league sponsors numerous academic awards, including the Commissioner's Honor Roll and the Commissioner's Academic Medal, indicative of outstanding achievement in the classroom, in addition to sport specific All-Academic teams.

C-USA annually awards 12 postgraduate scholarships, along with the Sport Academic Award, Scholar Athletes of the Year and the Institutional Academic Excellence Award. Conference USA also added a Spirit of Service Award, recognizing student-athletes three times a year for a combination of significant community service efforts, good academic standing and participation in their elected sport.

SUCCESS ON THE PLAYING FIELD

Conference USA performers have achieved great success in competition, placing the league among the top conferences in the nation.

Football

- 72 teams have earned bowl bids
- Member of the Bowl Championship Series
- Bowl tie-ins with the AutoZone Liberty Bowl, Beef 'O' Brady's St. Petersburg Bowl, Bell Helicopter Armed Forces Bowl, Heart of Dallas Bowl, Military Bowl, R+L Carriers New Orleans Bowl and Sheraton Hawai'i Bowl

Men's Basketball

- Consistently rated as one of the top basketball leagues in the country
- 108 postseason teams (50 NCAA, 42 NIT, 8 CBI, 8 CIT)
- One National Championship title game appearance
- Three Final Four teams
- Seven Elite Eight NCAA Tournament teams
- One NIT Champion and four NIT semifinalists
- Inaugural CBI Champion
- CIT Champion

Women's Basketball

- 48 NCAA Tournament appearances
- 43 WNIT appearances
- One team in the NCAA Sweet 16
- Two WNIT semifinalists
- One WBI Champion

Baseball

- 58 NCAA appearances
- Six College World Series appearances (2009, 2008, 2007, 2006, 2005 and 2001)
- 14 Super Regional appearances
- Has produced at least four NCAA teams in nine of the last 12 seasons

In addition, 37 volleyball teams, 67 men's and women's soccer teams and 39 softball teams have earned NCAA Tournament bids. C-USA has sent three men's soccer teams to the NCAA College Cup, three softball teams to the Women's College World Series and three volleyball teams to the Sweet 16. The league has also had nine national champions in NCAA track and field competition, one national champion in diving and numerous NCAA individual and team competitors in cross country, golf, swimming, tennis and track and field. Overall, Conference USA teams and individuals have made more than 700 NCAA appearances.

SUCCESS OFF THE FIELD

C-USA institutions are among the nation's best in academic performance among student-athletes, bolstered by the fact that student-athletes at league schools have a higher graduation rate than the general student population. Among C-USA's 5,000 student-athletes, there are champions off the playing field as well. In 18 years, 176 student-athletes earned national Capital One Academic All-America honors, while 618 were named All-District. In addition, more than 26,000 student-athletes have been named to the Commissioner's Honor Roll or received the Commissioner's Academic Medal, indicative of outstanding achievement in the classroom.

C-USA ON TV

C-USA enjoys significant television exposure through partnerships with FOX Sports Media Group, CBS Sports Network and ESPN. The multi-tiered selection process that is rooted in partnering with all three networks has substantially increased the number of national and regional appearances for football, men's and women's basketball, and all other conference sports.

As one of the largest FBS conferences in 2013, C-USA membership will include institutions in 12 of the Top 65 television markets, eight in the Top 40 and four in the Top 25 media markets according to Nielson. C-USA home markets next year will include more than 14.5 million TV households, a 43 percent increase from a year ago.

C-USA DIGITAL NETWORK

The C-USA Digital Network officially launched in August of 2011. Network programming includes live streaming of non-televized events, video on demand, a weekly C-USA studio show, podcasting, regular-season and championship event highlights and conference-produced feature stories. In its first year, 1,164 events were streamed live and 8,126 videos were posted and available on the C-USA Digital Network, and that number just keeps growing. Monthly and yearly subscriptions offer fans access to events offered on all of the C-USA member institution's athletic websites as well as C-USA network programming.

C-USA IN THE COMMUNITY

The conference's current footprint is concentrated with 16 members in nine states and a combined area population of nearly 17 million. With a commitment to community involvement, the conference developed several initiatives to maintain strong ties in C-USA cities, as well as with fans and alumni across the country. C-USA schools also place a priority on giving back to their communities through volunteer service with local and national organizations. Individually, student-athletes are recognized each season through the Spirit of Service award.

GOVERNANCE

Conference USA has significant representation in the NCAA governance structure. The Presidents of the member institutions serve as the league's Board of Directors.

A PROUD HISTORY

Conference USA was formed in 1995 and quickly emerged as one of the nation's top conferences. The conference unveiled its name, logo and commissioner April 24, 1995 in Chicago. The league's charter members included Charlotte, Cincinnati, DePaul, Houston, Louisville, Marquette, Memphis, Saint Louis, Southern Miss, Tulane, UAB and USF. Eleven of the institutions began athletic participation in 1995, while Houston joined competition in the fall of 1996.

The league's headquarters were established in Chicago and, after nine years, relocated to the current office in Irving, Texas. Britton Banowsky was named Commissioner in October 2002, succeeding Mike Slive, the league's first commissioner.

C-USA added East Carolina (September, 1996) and the United States Military Academy (March, 1997) as football members. ECU began league competition in 1997; Army in 1998 and UAB began football play in 1999. The league added TCU and ECU (1999) for all sports and they began competition in 2001. USF started C-USA football in 2003. Marshall, Rice, SMU, Tulsa, UCF and UTEP became full-time members of Conference USA in 2005.

Conference USA officially got a new look on July 1, 2013, while maintaining the same commitment to excellence, integrity and leadership in athletics, academics and in our communities.

Eight institutions, including the return of charter member Charlotte along with FIU, Florida Atlantic, Louisiana Tech, Middle Tennessee, North Texas, Old Dominion and UTSA, joined with East Carolina, Marshall, Rice, Southern Miss, Tulane, Tulsa, UAB and UTEP.



BUILDING CHAMPIONS

2012-13 UTSA ACCOMPLISHMENTS

- Western Athletic Conference (WAC) Commissioner's Cup Champions
- Two WAC Championships (baseball and men's indoor track & field)
- Three NCAA team postseason appearances (baseball, women's golf, men's indoor track & field)
- Three All-America honors
- Two WAC Players or Athletes of the Year (McKenzie Adams, volleyball; Richard Garrett Jr., men's indoor track & field)
- 71 All-Western Athletic Conference honorees
- 25 WAC Athlete or Player of the Week winners
- 96 Western Athletic Conference All-Academic Team selections
- National rankings for men's tennis and women's golf
- Football finished with an 8-4 record in just its second season of competition and posted a fourth-place finish in the WAC
- Women's golf earned the school's first at-large bid to an NCAA Championship event in any sport



President Dr. Ricardo Romo and Athletics Director Lynn Hickey pose with the Western Athletic Conference Commissioner's Cup trophy.



The football team posted an 8-4 record that included four wins over Football Bowl Subdivision (FBS) teams, which were the first in school history.



The men's indoor track & field team continued its dominance in the new league by claiming the Western Athletic Conference Championship in February. It was the eighth consecutive league title for the program.



The women's golf team picked up their third consecutive NCAA Regional appearance after earning the school's first-ever at-large selection to an NCAA Championship event.



The baseball team finished off a perfect run through the Western Athletic Conference Tournament with an 11-4 win over Dallas Baptist to earn the program's third appearance in an NCAA Regional.

NCAA HOST INSTITUTION

UTSA has served as the host institution for 12 NCAA Championship events during the past 14 years and will host three additional events, including NCAA Men's and Women's Golf Regionals in 2014 and 2015, respectively.

UTSA's NCAA Championship Legacy

- 1997 Men's Basketball Midwest Regional
- 1998 Men's Final Four
- 1998 Men's Golf Central Regional
- 2001 Men's Basketball Midwest Regional
- 2002 Women's Final Four
- 2003 Men's Basketball South Regional
- 2004 Men's Final Four
- 2005 Women's Volleyball Championship
- 2006 Women's Basketball San Antonio Regional
- 2007 Men's Basketball South Regional
- 2008 Men's Final Four
- 2010 Women's Final Four
- 2011 Men's Basketball Southwest Regional
- 2011 Women's Volleyball Championship
- 2014 Men's Basketball Second & Third Rounds
- 2014 Men's Golf San Antonio Regional
- 2015 Women's Golf Central Regional



ABOUT SAN ANTONIO



San Antonio has a population of approximately 1.3 million, making it the nation's seventh-largest city. San Antonio was the fastest growing of the 10 largest cities from 2000-10.



With more than 25 million visitors per year, San Antonio is one of the top tourist destinations in the United States.



San Antonio boasts some of the state's most-visited attractions: The Alamo, The River Walk, SeaWorld® San Antonio and Six Flags® Fiesta Texas®.



Settled in 1718, San Antonio is one of the American West's oldest cities and its rich history surfaces in its architecture, neighborhoods, food, culture and traditions.



With 300 days of sunshine annually and an average temperature of 70 degrees, San Antonio is an ideal destination year round.



San Antonio has 14,518 acres of parks and 118 miles of mostly urban hike-and-bike trails in the metropolitan area.



San Antonio boasts one of the largest military concentrations in the country with Fort Sam Houston, Lackland Air Force Base and Randolph Air Force Base located in the city.



San Antonio is home to five Fortune 500 companies: Valero Energy, Tesoro Petroleum, Clear Channel Communications, USAA and NuStar Energy.



The largest medical research and care provider in South Texas, the South Texas Medical Center, calls San Antonio home.




San Antonio is a sports town, as it is home to six professional sports franchises: the four-time NBA Champion Spurs, the WNBA's Silver Stars, the American Hockey League's Rampage, the San Diego Padres' Double-A affiliate Missions, the Arena Football League's Talons and the North American Soccer League's Scorpions.




San Antonio is a sports destination, as it annually hosts the Valero Alamo Bowl, the U.S. Army All-American Bowl, the PGA Tour Valero Texas Open and the Champions Tour AT&T Championship. The city also has hosted three NCAA Men's Final Fours, two Women's Final Fours, six NCAA Basketball Regionals, three Big 12 Football Championship Games and Dallas Cowboys Training Camps.

Sources: San Antonio Convention & Visitors Bureau

THE ALAMO



THIS IS



TOWER OF THE AMERICAS



SEA WORLD




SIX FLAGS
FIESTA TEXAS




ALAMODOME

SAN ANTONIO



THE RIVER WALK



SAN
ANTONIO
DEEP. IN THE
HEART.

SAN ANTONIO

A DESTINATION CITY

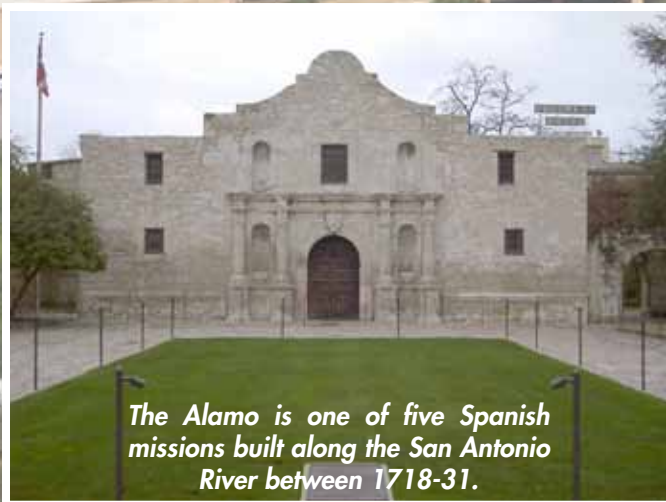
It's easy to see why more than 25 million people visit San Antonio each year. With 300 days of sunshine annually and an average temperature of 70 degrees, the nation's seventh-largest city is an ideal destination year round. The Alamo City boasts some of the state's most visited attractions: The Alamo, The River Walk, SeaWorld® San Antonio and Six Flags® Fiesta Texas®.



Schlitterbahn, in nearby New Braunfels, is the world's top-ranked waterpark.



Two of the nation's top theme parks, SeaWorld (left) and Six Flags Fiesta Texas, call San Antonio home.



The Alamo is one of five Spanish missions built along the San Antonio River between 1718-31.



Mission Concepcion





Mission San Juan



Mission San José



Mission Espada



Hundreds of hotels, restaurants, night spots and shops line the city's urban core, including the magical River Walk.



The River Walk is one of the most visited tourist attractions in the state of Texas.

ALAMODOME



Located just a short walk from the center of San Antonio's downtown district, the Alamodome is one of the top football venues in the state of Texas. With a seating capacity of more than 65,000 that includes 56 suites, the facility has hosted an array of annual football games, including the Valero Alamo Bowl, the *Dave Campbell's Texas Football Classic* and the U.S. Army All-American Bowl along with serving as the home of the UTSA Roadrunners. The Alamodome has hosted three Big 12 Championship Games and four Dallas Cowboys Training Camps and it served as the home stadium for the New Orleans Saints, who were displaced because of Hurricane Katrina, during much of the 2005 NFL season.



HOME OF THE ROADRUNNERS



UTSA set NCAA startup program records for inaugural game (56,743) and average season (35,521) attendance in 2011 and have averaged 32,373 fans through the first two campaigns at the Alamodome.



NCAA COMPLIANCE

THE NCAA RULES AND FANS

Compliance with NCAA rules is one of the highest priorities for our athletics program and institution. As a member of the NCAA, the University of Texas at San Antonio is accountable for the actions of its boosters and fans. Even the best-intentioned action on a fan's part may be a violation of NCAA rules. Please contact the UTSA Compliance Office if you have any questions concerning what is permissible. Inquiries should be directed to the UTSA Compliance Office at this address:

UTSA Compliance Office
Intercollegiate Athletics
One UTSA Circle
San Antonio, TX 78249
Phone: (210) 458-5493

REPRESENTATIVES OF ATHLETICS INTERESTS

A "representative of UTSA's athletics interests," or booster, is anyone who:

- Has ever participated in or is currently a member of the various athletics department support groups;
- Has made a donation to the athletics program;
- Has helped arrange summer and/or vacation employment for student-athletes; or
- Has been involved, in anyway, in the promotion of UTSA's athletics program

EXTRA BENEFITS

Prospective and current student-athletes may not receive extra benefits. An extra benefit is any special arrangement by an institutional employee or representative of the institution's athletic interests to provide a student-athlete or his/her family a benefit not authorized by NCAA legislation. Extra benefits would include, but are not limited to:

- An employment arrangement for a prospect's relatives;
- Gifts of clothing or equipment;
- Cosigning of loans;
- Providing loans to a prospect's relatives or friends;
- Cash or like items;
- Use of an automobile;
- Any tangible items, including merchandise;
- Free or reduced-cost services, rentals or purchases of any type;
- Free or reduced-cost housing
- Use of a college's athletic equipment;
- Sponsorship of or arrangement for an awards banquet for high school, prep school or two-year college athletes by a college, athletics representative or its alumni groups;
- Employment of a student-athlete at a rate higher than the wages paid for similar work; and
- Payment to a student-athlete for work not performed.

RECRUITING

Only coaches and athletics department staff may be involved in the recruiting process. Athletic representatives are prohibited from contacting a prospective student-athlete or members of his/her family by telephone, letter, e-mail, or in person for the purpose of encouraging participation in athletics at The University of Texas at San Antonio. This includes contacting prospective student-athletes on social media (Facebook, Twitter, etc.) The prohibition remains in effect even after the prospect signs a national letter-of-intent (scholarship offer). You can do your part by forwarding names of any potential recruits to the UTSA coaching staffs.

PROSPECTIVE STUDENT-ATHLETE

A prospective student-athlete is a person who has started classes for the ninth grade. You can become a prospect even if you have not started the ninth grade, if a college gives you or your relatives any financial aid help or other benefits that it does not give others.

Before a prospect can make an official visit to UTSA, he/she must present (1) a score from a PSAT, SAT or ACT test (through an official high school or testing agency), (2) an academic transcript, and (3) must register with the NCAA Eligibility Center and must be placed on the institution's Institution Request List with the NCAA Eligibility Center.

VISITING UTSA

OFFICIAL VISIT:

An "official visit" is a visit paid in whole or in part by the university and cannot exceed 48 hours in length. A prospect can make a total of five official visits, with a limit of only one per university.

UNOFFICIAL VISIT:

An "unofficial visit" is a visit made at the prospect's own expense. The university may provide (a) three complimentary tickets to an on-campus athletics event in which the university's team is competing and (b) transportation to view off-campus practice and competition sites within a 30-mile radius. Prospects can make as many unofficial visits as they want.

More information concerning recruiting and initial eligibility can be found online at:

ncaa.org
goUTSA.com



MEDIA INFORMATION





2013 UTSA FOOTBALL QUICK FACTS

General Information

Name _____ The University of Texas at San Antonio
 Nickname _____ Roadrunners
 Colors _____ Navy Blue (289), Orange (1665) and White
 Founded _____ 1969
 Enrollment _____ 30,474 (25,979 undergraduate)
 President _____ Dr. Ricardo Romo (Texas '67)
 Athletics Director _____ Lynn Hickey (Ouachita Baptist '73)
 Athletics Department Phone _____ (210) 458-4161
 Ticket Office Phone _____ (210) 458-8872
 Affiliation _____ NCAA Division I FBS (transition)
 Conference _____ Conference USA
 Stadium (Capacity) _____ Alamodome (65,000)
 Playing Surface _____ Field Turf
 Press Box Phone _____ (210) 704-6200

Coaching Staff

Head Coach _____ Larry Coker (Northeastern State '70)
 Career Record (Years) _____ 72-25/.742 (8)
 Record at UTSA (Years) _____ 12-10/.545 (2)
 Assistant Coaches _____
 _____ Kevin Brown (offensive coordinator/quarterbacks)
 _____ Perry Eliano (special teams coordinator/safeties)
 _____ Polo Gutierrez (running backs)
 _____ Tony Jeffery (receivers)
 _____ Jim Marshall (offensive linemen)
 _____ Neal Neathery (defensive coordinator/linebackers)
 _____ Jeff Popovich (cornerbacks)
 _____ Charlie Reeve (tight ends)
 _____ Eric Roark (defensive linemen)
 Graduate Assistant Coaches _____ Jeff Bowen (offense);
 _____ Matthew Kraft (defense); Benny Morrison (defense)
 Strength & Conditioning Coach _____ Charlie Dudley
 Director of Operations _____ Shane Elder
 Operations Coordinator _____ Adam Cain
 Equipment Manager _____ Mike Villa
 Video Coordinator _____ Brad Sternberg
 Associate AD/Athletic Medicine _____ Jerry Greeson
 Administrative Associate _____ Lara Goldmann
 Football Office Phone _____ (210) 458-5011

Team Information

2012 Record _____ 8-4/.667
 2012 Conference Record _____ 3-3 (WAC)
 Letterwinners Returning/Lost _____ 50/9
 Starters Returning (O/D/ST) _____ 20 (10/8/2)
 Starters Lost (O/D/ST) _____ 4 (1/3/0)
 Offensive Formation _____ Multiple
 Defensive Formation _____ 4-2-5

Program History

First Year _____ 2011
 All-Time Record _____ 12-10/.545
 All-Time Conference Record _____ 3-3 (WAC 2012)

Athletics Communications

Assistant AD (coaches contact) _____ Kyle Stephens
 Email _____ kyle.stephens@utsa.edu
 Office Phone _____ (210) 458-4551
 Cell Phone _____ (210) 887-3636
 Associate Director (players contact) _____ Brian Hernandez
 Email _____ brian.hernandez1@utsa.edu
 Office Phone _____ (210) 458-4907
 Cell Phone _____ (210) 269-7110
 Assistant Director _____ Jordan Korhage
 Mailing Address _____ One UTSA Circle, San Antonio, TX 78249
 Fax _____ (210) 458-4569
 Website _____ goUTSA.com



2013 Schedule

Date	Opponent (TV)	Time (CT)
Aug. 30	at New Mexico (KMYS)	7 p.m.
Sept. 7	Oklahoma State (FS1)	11 a.m.
Sept. 14	at Arizona (Pac-12)	9:30 p.m.
Sept. 21	at UTEP ^ (FCS)	7 p.m.
Sept. 28	Houston (FS)	TBA
Oct. 5	at Marshall ^ (TWC)	1 p.m.
Oct. 12	Rice ^ (TWC)	3 p.m.
Oct. 26	UAB ^ ~ (TWC)	4 p.m.
Nov. 2	at Tulsa ^ (CSS)	2:30 p.m.
Nov. 9	Tulane ^ (KABB)	1 p.m.
Nov. 23	at North Texas ^ (TWC)	2:30 p.m.
Nov. 30	Louisiana Tech ^ (CSS)	2:30 p.m.

subject to change · home games in bold
 ^ Conference USA game · ~ Homecoming Game
 (KMYS) CW 35 San Antonio · (FS1) FOX Sports 1
 (Pac-12) Pac-12 Networks · (FCS) FOX College Sports
 (FS) FOX Sports (network TBA) · (TWC) Time Warner Cable SportsChannel Texas
 CSS - Comcast Sports Southeast · (KABB) FOX 29 San Antonio



UTSA FOOTBALL TIMELINE

FUTURE SCHEDULES

Dec. 18, 2008

The University of Texas System Board of Regents approved UTSA's Athletics Initiative Business Plan, which granted permission to add a football program.

March 6, 2009

Larry Coker introduced as head football coach.

Feb. 3, 2010

First recruiting class signed.

Sept. 8, 2010

First practice held at Dub Farris Stadium.

Nov. 11, 2010

UTSA received and accepted an invitation to join the Western Athletic Conference (WAC) beginning on July 1, 2012.

April 9, 2011

Inaugural UTSA Football Fiesta Spring Game held at the Alamodome.

Aug. 5, 2011

UTSA players reported for first fall camp.

Sept. 3, 2011

UTSA defeated Northeastern State, 31-3, in front of an NCAA startup program inaugural-game record 56,743 fans at the Alamodome.

Fall 2011

UTSA posted a 4-6 record and established an NCAA startup program record average home attendance of 35,521 as a Football Championship Subdivision (FCS) independent.

May 4, 2012

UTSA received and accepted an invitation to join Conference USA beginning on July 1, 2013.

Fall 2012

UTSA posted an 8-4 overall record and finished fourth in the WAC with a 3-3 mark in their first of two years of reclassifying to the Football Bowl Subdivision (FBS). The Roadrunners did not count as an FBS opponent toward bowl eligibility.

Fall 2013

UTSA will play 12 games against FBS opponents, including a full Conference USA schedule in its second year of reclassifying. The Roadrunners must meet all FBS requirements and will count as an FBS opponent toward bowl eligibility.

Fall 2014

UTSA will play its first season as a full-fledged member of the FBS and be eligible for a bowl game.

2014

Aug. 30 ___ at Houston _____ Houston, Texas
Sept. 6 ___ **Arizona** _____ **San Antonio, Texas**
 Sept. 13 ___ at Oklahoma State _____ Stillwater, Okla.
 Sept. 27 ___ at Kansas State _____ Manhattan, Kan.
Oct. 4 ___ **New Mexico** _____ **San Antonio, Texas**

2015

Sept. 5 ___ at Arizona _____ Tucson, Ariz.
Sept. 12 ___ **Kansas State** _____ **San Antonio, Texas**
 Sept. 19 ___ at Oklahoma State _____ Stillwater, Okla.
Sept. 26 ___ **Colorado State** _____ **San Antonio, Texas**

2016

Sept. 10 ___ at Colorado State _____ Fort Collins, Colo.
Sept. 17 ___ **Arizona State** _____ **San Antonio, Texas**
 Nov. 12 ___ at Texas A&M _____ College Station, Texas

2017

Sept. 9 ___ at Baylor _____ Waco, Texas
 Sept. 23 ___ at Colorado State _____ Fort Collins, Colo.

2018

Sept. 1 ___ at Arizona State _____ Tempe, Ariz.
Sept. 8 ___ **Baylor** _____ **San Antonio, Texas**
 Sept. 15 ___ at Kansas State _____ Manhattan, Kan.
Sept. 22 ___ **Colorado State** _____ **San Antonio, Texas**

2019

Sept. 7 ___ at Baylor _____ Waco, Texas
 Nov. 2 ___ at Texas A&M _____ College Station, Texas

*schedule is tentative and subject to change
 home games in **bold** and played at Alamodome*





ATHLETICS COMMUNICATIONS



Kyle Stephens

*Assistant Athletics Director/
Athletics Communications
Primary Football Contact (Coaches)*

p: (210) 458-4551
e: kyle.stephens@utsa.edu



Brian Hernandez

*Associate Athletics
Communications Director
Secondary Football Contact (Players)*

p: (210) 458-4907
e: brian.hernandez1@utsa.edu

Office Fax: (210) 458-4569

Website: goUTSA.com

UTSA Shipping Address:

UTSA Athletics Communications
One UTSA Circle
San Antonio, TX 78249-0691

Alamodome Shipping Address:

Alamodome (Attn: Kyle Stephens)
100 Montana Street
San Antonio, TX 78202



Jordan Korphage

*Assistant Athletics
Communications Director*

p: (210) 458-4930
e: jordan.korphage@utsa.edu

FOLLOW UTSA ON SOCIAL MEDIA

UTSA Athletics

facebook.com/UTSAAthletics

instagram.com/UTSAAthletics

pinterest.com/UTSAAthletics

twitter.com/UTSAAthletics

youtube.com/UTSASID

UTSA Football

facebook.com/UTSAFTBL

twitter.com/UTSAFTBL

twitter.com/LarryCoker

UTSA MEDIA POLICY

MEDIA COVERAGE

The UTSA Athletics Communications Office assists members of the media with their coverage of all 17 Roadrunners sports by coordinating interviews and providing feature ideas, notes, statistics and any other information needed. Media members may check the athletics department's website — goUTSA.com — for the latest information on all UTSA sports.

FOOTBALL SEASON CREDENTIALS

Season credentials and parking requests for UTSA home games must be requested by emailing Associate Athletics Communications Director Brian Hernandez (brian.hernandez1@utsa.edu). Only media covering the Roadrunners on a consistent basis and on assignment will be considered. A lost season credential will result in passes being issued on a game-by-game basis, if available. The deadline for requesting season credentials and parking for the 2013 season is Friday, Aug. 16.

FOOTBALL SINGLE-GAME CREDENTIALS

Credential and parking requests for individual home games should be emailed to Associate Athletics Communications Director Brian Hernandez (brian.hernandez1@utsa.edu) by 5 p.m. on Wednesday of the respective week, but early requests are better and much appreciated. Credentials only will be granted to media on assignment. For UTSA road games, please contact Assistant Athletics Director for Communications Kyle Stephens (kyle.stephens@utsa.edu) by noon on Monday of the preceding week for the game you wish to cover and include any parking needs you may have. These lists are submitted to the host school's SID by Wednesday the week before, so that credentials can be shipped back to our office for local distribution.

NON-FOOTBALL CREDENTIALS

Media wishing to apply for credentials to cover other UTSA home events should send a request to the Athletics Communications Director for the sport they wish to cover at least 24 hours prior to the event. These

credentials WILL NOT allow access to cover UTSA home football games.

CREDENTIAL WILL CALL

Credentials can be mailed upon request or picked up in person with proper identification at the Athletics Communications Office, which is located at 5710 West Hausman Road, Suite 101 in the University Heights Tech Center. For home football games, media that has not yet received credentials may pick those up beginning three hours prior to kickoff at the Alamodome Media Entrance (east 50-yard line).

FOOTBALL GAME DAY PARKING

Media may park in Lot A (south of Alamodome/northeast corner of IH-10 & Cesar E. Chavez Boulevard interchange) with a UTSA Football Game Day Parking Pass only. Requests must be made to Assistant Athletics Director for Communications Kyle Stephens (kyle.stephens@utsa.edu) and/or Associate Athletics Communications Director Brian Hernandez (brian.hernandez1@utsa.edu)



at least one week in advance. Passes are issued on a single-game basis only and there are limited quantities per game. There are no season parking passes for UTSA football games. Satellite trucks may park in Lot A for a fee and must reserve spaces by contacting Jason Bippert of the Alamodome at jbippert@alamodome.com or (210) 207-3629.

NON-GAME DAY MEDIA PARKING

Media needing to drive onto UTSA's Main Campus for interviews may request a visitor parking permit by contacting the UTSA Athletics Communications Director for the sport they are covering at least 24 hours in advance of arrival.

ALAMODOME ACCESS

All media members must enter the Alamodome through the media entrance located on the east 50-yard line. The entrance and all press work areas will open three hours prior to kickoff. No media members will be allowed to enter the Alamodome through the South Loading Dock. A UTSA-issued credential or game ticket is required for entrance to all home football games.

PRESS BOX SERVICES

The Alamodome press box, located on Level 3 of the east side of the facility, will open three hours prior to kickoff for all home football games. A UTSA-issued credential is required for entrance to the press box. The media meal will be served approximately two hours prior to kickoff. Game notes, flip cards, game programs, official stats, notes and quotes will be provided. Wireless Internet access is complimentary for working media members upon registration at the media entrance. Media members who wish to order a dedicated Internet connection or telephone line must contact Jason Bippert of the Alamodome at jbippert@alamodome.com or (210) 207-3629. Seats will be assigned according to UTSA's credential criteria.

LIVE STATISTICS

UTSA will provide live statistics online at goUTSA.com for all home events and real-time statistics to credentialed media through a private URL that will be provided on football game days.

PHOTOGRAPHERS/VIDEOGRAPHERS

Photographers and videographers on assignment are welcome to shoot all UTSA home events with proper credentials requested through the Athletics Communications Office. For sideline access at home football games, photographers and videographers will be required to check in for a photo vest. A work room is located in Meeting Room A near the northeast tunnel to the field and it is equipped with complimentary hard-wired and wireless Internet access, flip cards, game programs and refreshments. Photographers

who wish to order a dedicated Internet connection must contact Jason Bippert of the Alamodome at jbippert@alamodome.com or (210) 207-3629. Photographers and videographers will not have a reserved seat in the Alamodome press box. Upper photo and video area requests should be made in the press box at least two hours prior to kickoff.

POSTGAME INTERVIEW ROOMS

Postgame interview rooms for all home football games are located on the east side of the Alamodome across from the visiting team locker room on Level 1. UTSA will hold a postgame press conference for head coach Larry Coker and selected players after a 10-minute cooling off period. Additional requested coaches and players will be made available in the UTSA interview room following the press conference. The UTSA locker room is closed and there will be no interviews conducted on the field except for the television network that is broadcasting the game. The visiting team interview room is located immediately adjacent to the UTSA interview room (Green Room). All requests should be made with the visiting team's SID. UTSA will provide escorts for media to the sidelines with six minutes remaining in the fourth quarter and to the postgame interview rooms.

INTERVIEW POLICY

All interviews with UTSA student-athletes and coaches must be arranged at least 24 hours in advance by contacting the Athletics Communications Office. Telephone interviews are available to the media on a "call-back" basis ONLY and at a time that is convenient for the interviewee. Contact information (i.e., cell phone numbers) for student-athletes and coaches WILL NOT be provided to the media.

FOOTBALL MEDIA AVAILABILITY

During the season, UTSA football coaches and student-athletes will be available during a Monday Media Roundtable session and post-practice on Tuesdays (offense) and Wednesdays (defense). All requests should be made at least 24 hours in advance, preferably by noon on Sunday of game weeks, to Assistant Athletics Director for Communications Kyle Stephens (kyle.stephens@utsa.edu) and/or Associate Athletics Communications Director Brian Hernandez (brian.hernandez1@utsa.edu) to help expedite the process.

MONDAY FOOTBALL MEDIA ROUNDTABLE

UTSA will host a media roundtable session each Monday of a game week on the Main Campus. Head coach Larry Coker will be available from 9:30-10 a.m., while requested student-athletes will be available from 10-11 a.m. Contact Assistant Athletics

Director for Communications Kyle Stephens (kyle.stephens@utsa.edu) and/or Associate Athletics Communications Director Brian Hernandez (brian.hernandez1@utsa.edu) for more details and parking instructions.

PRACTICE POLICIES

Roadrunners football practices will be held on UTSA's Main Campus (unless otherwise noted). Practices are closed, but the first 30 minutes of selected practices are open to members of accredited media outlets with a UTSA-issued credential (subject to change). Media planning to shoot this portion of practice should contact Assistant AD for Communications Kyle Stephens (kyle.stephens@utsa.edu) and/or Associate Athletics Communications Director Brian Hernandez (brian.hernandez1@utsa.edu) to confirm arrangements and practice times. Requested coaches and student-athletes will be available to the media post-practice on Tuesdays (offense) and Wednesdays (defense) during the season and other selected practices during fall and spring camps. Questions pertaining to practice schedules and specific media information regarding coverage for all other sports may be directed to either Stephens or Hernandez.

CONFERENCE USA

Conference USA provides digital media guides, notes, league statistics and standings, logos and video content online at conferenceusa.com. The football media relations contact is Russ Anderson and he can be reached at (214) 774-1351 or rdanderson@c-usa.org. The league has discontinued its weekly teleconference with its football head coaches.

collegepressbox.com
SINCE 2005 EVERYTHING BUT THE PRE-GAME MEAL

collegepressbox.com is the official media website for Division I football. Access and download weekly game notes, quotes, statistics, media guides, headshots, logos and more for the conference and each of its member schools. Login information will be distributed to accredited media or you can apply for a password by sending an e-mail to password@collegepressbox.com.





ALAMODOME



Driving Directions

Physical Address:

Alamodome
100 Montana St.
San Antonio, Texas 78202

Media may park in Lot A (see map above) with a valid pass issued by the UTSA Athletics Communications Office. These are limited and will be issued according to UTSA's credential criteria. To enter Lot A on game days, please use the entrance located off the IH-37 Frontage Road.

Satellite truck parking also is located in Lot A, but must be arranged in advance by contacting Jason Bippert at (210) 207-3629.

For additional parking and transportation options, please visit utsa.edu/gameday and click on the Parking & Transportation tab.

The Media Entrance is located on the east side of the Alamodome facing the railroad tracks.

New for 2013: There are several major construction projects on the highways and surface streets in the immediate vicinity of the Alamodome. Please allow for extra time due to any potential delays.

From Northeast/Austin

- Take IH-35 south
- Exit IH-37/U.S. 281 south to Corpus Christi
- Exit Cesar E. Chavez Boulevard and turn left at light

From North/Airport

- Take U.S. 281 south
- Exit Cesar E. Chavez Boulevard and turn left at light

From East/Houston

- Take IH-10 west
- Exit IH-37/U.S. 281 north to Johnson City
- Exit Cesar E. Chavez Boulevard and turn right at light

From Northwest/El Paso

- Take IH-10 east
- Exit IH-35 north to Austin
- Exit IH-37/U.S. 281 south to Corpus Christi
- Exit Cesar E. Chavez Boulevard and turn left at light

From West/Del Rio

- Take U.S. 90 east
- Exit IH-37/U.S. 281 north to Johnson City
- Exit Cesar E. Chavez Boulevard and turn right at light

From Southwest/Laredo

- Take IH-35 north
- Exit IH-10 east to Houston
- Exit IH-37/U.S. 281 north to Johnson City
- Exit Cesar E. Chavez Boulevard and turn right at light

From South/Corpus Christi/Rio Grande Valley

- Take IH-37/U.S. 281 north
- Exit Cesar E. Chavez Boulevard and turn right at light

NOTE: If you are taking the Cesar E. Chavez Boulevard exit (140B) from southbound IH-37/U.S. 281, you will not be able to access the Lot A entrance via the turnaround within two hours of game time due to traffic control restrictions. Please turn left at the light at Cesar E. Chavez Boulevard and left again onto the IH-37 Frontage Road.



LOCAL MEDIA DIRECTORY

PRINT

San Antonio Express-News
 Box 2171
 San Antonio, TX 78297
 p: (210) 250-3373
 f: (210) 250-3351
 e: sports@express-news.net
 w: mysa.com
beat writer: Jerry Briggs

The Paisano

14545 Roadrunner Way
 San Antonio, TX 78249
 p: (210) 690-9301
 f: (210) 690-3423
 e: sports@paisano-online.com
 w: paisano-online.com
sports editor: Mario Nava

San Antonio Business Journal

8200 IH 10 W, Suite 820
 San Antonio, TX 78230
 p: (210) 341-3202
 f: (210) 342-4443
 e: sanantonio@bizjournals.com
 w: bizjournals.com/sanantonio
beat writer: W. Scott Bailey

RADIO

KZDC-AM 1250/KTSA-AM 550

4050 Eisenhower Road
 San Antonio, TX 78218
 p: (210) 654-5100
 f: (210) 885-5054

KTKR-AM 760/WOAI-AM 1200

6222 NW IH-10
 San Antonio, TX 78201
 p: (210) 736-9700
 f: (210) 735-8811

TELEVISION

KABB-TV (FOX)

4335 NW Loop 410
 San Antonio, TX 78229
 p: (210) 442-6353
 f: (210) 442-6333
 e: maxsports@foxsanantonio.com
 w: foxsanantonio.com
sports director: Chuck Miketinac

KENS-TV (CBS)

5400 Fredericksburg Road
 San Antonio, TX 78229
 p: (210) 366-5001
 f: (210) 377-8757
 e: jreinagel@kens5.com
 w: kens5.com
sports director: Joe Reinagel
beat writer: David Flores, KENS5.com

KSAT-TV (ABC)

1408 N. St. Mary's St.
 San Antonio, TX 78215
 p: (210) 351-1270
 f: (210) 351-1310
 e: sports@ksat.com
 w: ksat.com
sports director: Greg Simmons

KWEX-TV (Univision)

P.O. Box 9225
 San Antonio, TX 78204
 p: (210) 242-7451
 f: (210) 226-0131
 e: sanantoniodesk@univision.net
 w: univision41.com
sports director: Rafael Carderara

WOAI-TV (NBC)

1031 Navarro St.
 San Antonio, TX 78205-1321
 p: (210) 223-4742
 f: (210) 476-1088
 e: donharris@woaitv.com
 w: woai.com
sports director: Don Harris

WEBSITES

InsideUTSA.com (Rivals)

11001 S. First Street
 Austin, TX 78748
editor: Mike Craven
 e: insideutsa@yahoo.com

InsideRunnerSports.com (FOX Sports Next)

P.O. Box 761272
 San Antonio, TX 78245
editor: J.J. Perez
 e: jj@insiderunnersports.com

BROADCAST INFORMATION

ROADRUNNERS SPORTS NETWORK

The Roadrunners Sports Network brings fans closer to the action through live audio, radio broadcasts, live video and highlights.

All UTSA football games will be broadcast live beginning with the pregame show two hours prior to kickoff in the San Antonio area on KTKR Ticket 760 AM (subject to change). The games also can be heard online at goUTSA.com or on a mobile device with the free iHeartRadio app. Andy Everett (play-by-play) and Ed Suarez (analysis) will call the action.

All six home games will air live in Spanish on Radio Formula Network's K272EK 102.3 FM and KBRN 1500 AM and also online at radioformulasa.com. Jorge Rodriguez (play-by-play) and Jaime Becerril (analysis) has the call. Each broadcast will include a 30-minute pregame and 15-minute postgame show.

Everett also will host "The Larry Coker Show" from 7-8 p.m. each Wednesday during the season at Stone Werks Big Rock Grille at The Rim. The broadcast can be heard on KTKR Ticket 760 AM, online at goUTSA.com or with the iHeartRadio app.

Additional audio and video, including postgame interviews and highlights, can be found at goUTSA.com.



"UTSA GAME DAY"

UTSA and KENS 5 TV, San Antonio's CBS affiliate, have partnered to bring Roadrunners fans a weekly show called "UTSA Game Day" during the football season.

KENS 5 sports director Joe Reinagel hosts the 30-minute show, which includes an interview with head coach Larry Coker, player features, game highlights and much more. It airs from 8:30-9 a.m. each Saturday during the season on Eyewitness News.



"UTSA FOOTBALL INSIDER"

"UTSA Football Insider" is a 30-minute magazine show that airs at 4:30 p.m. each Thursday during the season on FOX Sports Southwest. The season preview episode is slated for August 29 and the finale will air on Dec. 5.

Veteran FOX Sports Southwest San Antonio sportscaster Bill Land hosts the show, which gives fans an all-access look at the Roadrunners through game highlights and previews, plus feature stories on players and activities around the UTSA campus supporting the team.

The show also can be seen on Comcast SportsNet Houston at noon each Friday and is available online at goUTSA.com.





2013 OPPONENTS QUICK FACTS

NEW MEXICO

7 p.m. (CT) • Aug. 31

Albuquerque, N.M.

TV: KMYS-CW 35 San Antonio

Location _____ Albuquerque, N.M.
 Founded _____ 1889
 Enrollment _____ 27,278
 President _____ Dr. Robert Frank
 Athletics director _____ Paul Krebs
 Nickname _____ Lobos
 Colors _____ Cherry & silver
 Affiliation _____ NCAA Division I - FBS
 Conference _____ Mountain West
 Stadium (capacity) _____ University Stadium (39,224)
 Playing surface _____ Field turf
 Press box phone _____ (505) 925-5573
 Football SID _____ Greg Archuleta
 Office Phone _____ (505) 925-5520
 Email _____ garchrs@unm.edu
 Web site _____ golobos.com
 2012 overall record _____ 4-9
 2012 conference record (finish) _____ 1-7 (t8th)
 Offensive formation _____ Pistol option
 Defensive formation _____ 3-4
 Letterwinners R/L _____ 48/20
 Starters R/L _____ 10/14
 Head coach _____ Bob Davie
 Alma mater (year) _____ Youngstown State (1977)
 Career record (years) _____ 39-34 (6)
 Record at school (years) _____ 4-9 (1)
 Assistant coaches _____ Scott Baumgartner (WR), Kevin Cosgrove (ILB), Bob DeBesse (OC/QB), Coleman Hutzler (OLB/ST), Jason Lenzmeier (OL), Archie McDaniel (DL), Jeff Mills (DC/DB), Derek Warehime (TE), Apollo Wright (RB)

OKLAHOMA STATE

11 a.m. • Sept. 7

San Antonio, Texas

TV: FOX Sports 1

Location _____ Stillwater, Okla.
 Founded _____ 1890
 Enrollment _____ 36,097
 President _____ V. Burns Hargis
 Athletics director _____ Mike Holder
 Nickname _____ Cowboys
 Colors _____ Orange & black
 Affiliation _____ NCAA Division I - FBS
 Conference _____ Big 12
 Stadium (capacity) _____ Boone Pickens Stadium (60,218)
 Playing surface _____ Field turf
 Press box phone _____ (405) 744-5757
 Football SID _____ Gavin Lang
 Office Phone _____ (405) 744-3875
 Email _____ gavin.lang@okstate.edu
 Web site _____ okstate.com
 2012 overall record _____ 8-5
 2012 conference record (finish) _____ 5-4 (t3rd)
 Offensive formation _____ Spread
 Defensive formation _____ 3-4
 Letterwinners R/L _____ 45/25
 Starters R/L _____ 20/10
 Head coach _____ Mike Gundy
 Alma mater (year) _____ Oklahoma State (1990)
 Career record (years) _____ 67-35 (9)
 Record at school (years) _____ 67-35 (9)
 Assistant coaches _____ Joe Bob Clements (DL), Tim Duffie (S), Kasey Dunn (WR), Van Malone (CB), Jason Ray (WR), Jemal Singleton (RB), Glenn Spencer (DC/LB), Joe Wickline (OL), Mick Yurcich (OC/QB)

ARIZONA

9:30 p.m. (CT) • Sept. 14

Tucson, Ariz.

TV: Pac-12 Networks

Location _____ Tucson, Ariz.
 Founded _____ 1885
 Enrollment _____ 40,200
 President _____ Dr. Ann Weaver Hart
 Athletics director _____ Greg Byrne
 Nickname _____ Wildcats
 Colors _____ Cardinal & navy
 Affiliation _____ NCAA Division I - FBS
 Conference _____ Pac-12
 Stadium (capacity) _____ Arizona Stadium (56,037)
 Playing surface _____ Field turf
 Press box phone _____ (520) 621-2801
 Football SID _____ Molly O'Mara
 Office Phone _____ (520) 621-4283
 Email _____ momara@arizona.edu
 Web site _____ arizonawildcats.com
 2012 overall record _____ 8-5
 2012 conference record (finish) _____ 4-5 (4th/South)
 Offensive formation _____ Multiple spread
 Defensive formation _____ 3-3-5
 Letterwinners R/L _____ 49/18
 Head coach _____ Rich Rodriguez
 Alma mater (year) _____ West Virginia (1986)
 Career record (years) _____ 128-89-2 (19)
 Record at school (years) _____ 8-5 (1)
 Assistant coaches _____ Matt Caponi (S), Jeff Casteel (DC/LB), Tony Dews (WR), Bill Kirelawich (DL), David Lockwood (CB), Calvin Magee (Co-OC/RB), Jim Michalczyk (OL), Charlie Ragle (TE/ST), Rod Smith (Co-OC/QB)

UTEP

7 p.m. (CT) • Sept. 21

El Paso, Texas

TV: FOX College Sports

Location _____ El Paso, Texas
 Founded _____ 1914
 Enrollment _____ 22,749
 President _____ Dr. Diana Natalicio
 Athletics director _____ Bob Stull
 Nickname _____ Miners
 Colors _____ Dark blue, orange & silver accent
 Affiliation _____ NCAA Division I - FBS
 Conference _____ Conference USA
 Stadium (capacity) _____ Sun Bowl (51,500)
 Playing surface _____ AstroPlay
 Press box phone _____ (915) 747-5154
 Football SID _____ Denise Mata
 Office Phone _____ (915) 747-6653
 Email _____ mdmata@utep.edu
 Website _____ utepathletics.com
 2012 overall record _____ 3-9
 2011 conference record (finish) _____ 2-6 (t5th/West)
 Offensive formation _____ Multiple
 Defensive formation _____ Multiple
 Letterwinners R/L _____ 42/22
 Starters R/L _____ 11/11
 Head coach _____ Sean Kugler
 Alma mater (year) _____ UTEP (1989)
 Career record (years) _____ 0-0 (1st year)
 Record at school (years) _____ 0-0 (1st year)
 Assistant coaches _____ Andrew Browning (DL), Gabe Franklin (DB), Patrick Higgins (OC/QB), Cornell Jackson (RB), Spencer Leftwich (OL), Brian Natkin (TE), Robert Rodriguez (LB), Scott Stoker (DC), Todd Whitten (WR)

HOUSTON

TBA • Sept. 28

San Antonio, Texas

TV: FOX Sports Networks (TBA)

Location _____ Houston, Texas
 Founded _____ 1927
 Enrollment _____ 39,820
 President _____ Dr. Renu Khator
 Athletics director _____ Mack Rhoades
 Nickname _____ Cougars
 Colors _____ Scarlet and white
 Affiliation _____ NCAA Division I - FBS
 Conference _____ Conference USA
 Stadium (capacity) _____ Reliant Stadium (71,500)
 Playing surface _____ Natural grass
 Football SID _____ David Bassity
 Office Phone _____ (713) 743-9409
 Email _____ dbassity@central.uh.edu
 Web site _____ uhcougars.com
 2012 overall record _____ 5-7
 2012 conference record (finish) _____ 4-4 (3rd)
 Offensive formation _____ Spread
 Defensive formation _____ 4-3
 Letterwinners R/L _____ 43/28
 Starters R/L _____ 30/17
 Head coach _____ Tony Levine
 Alma mater (year) _____ Minnesota (1996)
 Career record (years) _____ 6-7 (1)
 Record at school (years) _____ 6-7 (1)
 Assistant coaches _____ Travis Bush (Co-OC/RB), Jamie Christian (ST/IWR), Glen Elarbee (OL), David Gibbs (DC), Vernon Hargreaves (LB), Ricky Logo (DL), Doug Meachem (QB), Brandon Middleton (OWR), Zac Spavital (DB)

MARSHALL

1 p.m. (CT) • Oct. 5

Huntington, W.Va.

TV: Time Warner Cable SportsChannel Texas

Location _____ Huntington, W.Va.
 Founded _____ 1837
 Enrollment _____ 14,000
 President _____ Dr. Stephen J. Kopp
 Athletics director _____ Mike Hamrick
 Nickname _____ Thundering Herd
 Colors _____ Green & white
 Affiliation _____ NCAA Division I - FBS
 Conference _____ Conference USA
 Stadium (capacity) _____ Joan C. Edwards Stadium (38,019)
 Playing surface _____ Field turf
 Press box phone _____ (304) 696-6666
 Football SID _____ Jason Corriher
 Office Phone _____ (304) 696-4660
 Email _____ corriher@marshall.edu
 Website _____ herdzone.com
 2012 overall record _____ 5-7
 2011 conference record (finish) _____ 4-4 (t3rd/East)
 Offensive formation _____ Multiple
 Defensive formation _____ 4-3
 Letterwinners R/L _____ 54/10
 Starters R/L _____ 17/9
 Head coach _____ Doc Holliday
 Alma mater (year) _____ West Virginia (1979)
 Career record (years) _____ 17-20 (3)
 Record at school (years) _____ 17-20 (3)
 Assistant coaches _____ Thomas Brown (RB), Sean Cronin (DE), Adam Fuller (LB), Mike Furrey (WR), Todd Hartley (TE), Chuck Heater (DC/DB), Bill Legg (OC/QB), Alex Mirabal (OL), J.C. Price (DT)



RICE

3 p.m. • Oct. 12
San Antonio, Texas

TV: Time Warner Cable SportsChannel Texas

Location _____ Houston, Texas
 Founded _____ 1912
 Enrollment _____ 3,708
 President _____ David W. Leebron
 Athletics director _____ Rick Greenspan
 Nickname _____ Owls
 Colors _____ Blue & gray
 Affiliation _____ NCAA Division I - FBS
 Conference _____ Conference USA
 Stadium (capacity) _____ Rice Stadium (47,700)
 Playing surface _____ Field turf
 Press box phone _____ (713) 527-0250
 Football SID _____ Chuck Pool
 Office Phone _____ (713) 348-5775
 Email _____ chuck.pool@rice.edu
 Web site _____ riceowls.com
 2012 overall record _____ 7-6
 2012 conference record (finish) _____ 4-4 (t3rd/West)
 Offensive formation _____ Spread
 Defensive formation _____ 4-2-5
 Letterwinners R/L _____ 54/10
 Starters R/L _____ 20/4
 Head coach _____ David Bailiff
 Alma mater (year) _____ Texas State (1981)
 Career record (years) _____ 51-59 (9)
 Record at school (years) _____ 30-44 (6)
 Assistant coaches _____ Larry Edmondson (QB),
 Larry Hoefler (S), Billy Lynch (WR), Darrell Patterson
 (ST/LB), John Reagan (OC/RB), Michael Slater
 (DL), David Sloan (TE), Chris Thurmond (DC/CB),
 Ronnie Vinklarek (OL)

UAB

4 p.m. • Oct. 26
San Antonio, Texas

TV: Time Warner Cable SportsChannel Texas

Location _____ Birmingham, Ala.
 Founded _____ 1969
 Enrollment _____ 17,999
 President _____ Dr. Ray L. Watts
 Athletics director _____ Brian Mackin
 Nickname _____ Blazers
 Colors _____ Forest green & old gold
 Affiliation _____ NCAA Division I - FBS
 Conference _____ Conference USA
 Stadium (capacity) _____ Legion Field (72,000)
 Playing surface _____ Field turf
 Press box phone _____ (205) 327-5228
 Football SID _____ Norm Reilly
 Office Phone _____ (205) 934-0722
 Email _____ nreilly@uab.edu
 Web site _____ uabsports.com
 2012 overall record _____ 3-9
 2012 conference record (finish) _____ 2-6 (5th)
 Offensive formation _____ Multiple
 Defensive formation _____ 4-3
 Letterwinners R/L _____ 51/17
 Starters R/L _____ 18/7
 Head coach _____ Garrick McGee
 Alma mater (year) _____ Oklahoma (1996)
 Career record (years) _____ 3-9 (1)
 Record at school (years) _____ 3-9 (1)
 Assistant coaches _____ Eric Evans (RB), Joseph Henry
 (TE), Reggie Johnson (DC/OLB), Richard Owens
 (OC/WR), Kevin Peoples (DL), John Peterson (OL),
 Matt Sanders (ST), Brandon Sharp (DB), Jimmy
 Williams (ILB)

TULSA

2:30 p.m. • Nov. 2
Tulsa, Okla.

TV: Comcast Sports Southeast

Location _____ Tulsa, Okla.
 Founded _____ 1894
 Enrollment _____ 4,100
 President _____ Dr. Steadman Upham
 Athletics director _____ Dr. Derrick Gragg
 Nickname _____ Golden Hurricane
 Colors _____ Old gold, royal blue & crimson
 Affiliation _____ NCAA Division I - FBS
 Conference _____ Conference USA
 Stadium (capacity) _____ H.A. Chapman Stadium (30,000)
 Playing surface _____ Field turf
 Press box phone _____ (913) 631-5513
 Football SID _____ Don Tomkalski
 Office Phone _____ (918) 631-3200
 Email _____ donald-tomkalski@utulsa.edu
 Web site _____ tulсахurricane.com
 2012 overall record _____ 11-3
 2012 conference record (finish) _____ 7-1 (1st/West)
 Offensive formation _____ Spread no-huddle
 Defensive formation _____ 4-3
 Letterwinners R/L _____ 41/15
 Starters R/L _____ 12/13
 Head coach _____ Bill Blankenship
 Alma mater (year) _____ Tulsa (1979)
 Career record (years) _____ 19-8 (2)
 Record at school (years) _____ 19-8 (2)
 Assistant coaches _____ Dan Bitson (RB), Adam
 Blankenship (DE), Scott Downing (TE/ST), Brent
 Guy (DC/LB), Denver Johnson (OL), Jess Loepp (S),
 Greg Peterson (OC/WR), Calvin Thibodeaux (DT),
 Darnell Walker, Sr. (CB)

TULANE

1 p.m. • Nov. 9
San Antonio, Texas

TV: KABB-FOX 29 San Antonio

Location _____ New Orleans, La.
 Founded _____ 1834
 Enrollment _____ 13,486
 President _____ Dr. Scott Cowen
 Athletics director _____ Rick Dickson
 Nickname _____ Green Wave
 Colors _____ Olive green & sky blue
 Affiliation _____ NCAA Division I - FBS
 Conference _____ Conference USA
 Stadium (capacity) _____ Mercedes-Benz Superdome (72,000)
 Playing surface _____ Field turf
 Press box phone _____ (504) 558-5437
 Football SID _____ Roger Dunaway
 Office Phone _____ (504) 862-8240
 Email _____ roger@tulane.edu
 Web site _____ tulane.greenwave.com
 2012 overall record _____ 2-10
 2012 conference record (finish) _____ 2-6 (6th/West)
 Offensive formation _____ Multiple
 Defensive formation _____ Multiple
 Letterwinners R/L _____ 51/17
 Starters R/L _____ 18/7
 Head coach _____ Curtis Johnson
 Alma mater (year) _____ Idaho (1985)
 Career record (years) _____ 2-10 (2)
 Record at school (years) _____ 2-10 (2)
 Assistant coaches _____ David Johnson (TE/RB), Barry
 Lamb (LB/ST), John McDonell (OL), Mike Neu (QB)
 Eric Price (OC), Jason Rollins (DB), Jon Sumrall
 (Co-DC/DL), Lionel Washington (Co-DC/DB),
 Keith Williams (WR)

NORTH TEXAS

2:30 p.m. • Nov. 23
Denton, Texas

TV: Time Warner Cable SportsChannel Texas

Location _____ Denton, Texas
 Founded _____ 1890
 Enrollment _____ 36,111
 President _____ Dr. V. Lane Rawlins
 Athletics director _____ Rick Villarreal
 Nickname _____ Mean Green
 Colors _____ Green & white
 Affiliation _____ NCAA Division I - FBS
 Conference _____ Conference USA
 Stadium (capacity) _____ Apogee Stadium (30,850)
 Playing surface _____ Field turf
 Press box phone _____ (940) 369-7595
 Football SID _____ Eric Capper
 Office Phone _____ (940) 565-2476
 Email _____ eric.capper@unt.edu
 Web site _____ meangreensports.com
 2012 overall record _____ 4-8
 2012 conference record (finish) _____ 3-5 (t6th)
 Offensive formation _____ Spread
 Defensive formation _____ 4-3
 Letterwinners R/L _____ 38/13
 Starters R/L _____ 16/6
 Head coach _____ Dan McCarney
 Alma mater (year) _____ Iowa (1975)
 Career record (years) _____ 65-100 (15)
 Record at school (years) _____ 9-15 (2)
 Assistant coaches _____ Mike Canales
 (OC/QB), Mike Grant (WR), Noah Joseph (S), Mike
 Nelson (DL), Tommy Perry (ST/RB), Nick Quartaro
 (TE), Mike Simmonds (OL), John Skladany (DC/LB),
 Ryan Walters (CB)

LOUISIANA TECH

2:30 p.m. • Nov. 30
San Antonio, Texas

TV: Comcast Sports Southeast

Location _____ Ruston, La.
 Founded _____ 1984
 Enrollment _____ 11,360
 President _____ Dr. Les Guice
 Athletics director _____ Tommy McClelland
 Nickname _____ Bulldogs
 Colors _____ Blue & red
 Affiliation _____ NCAA Division I - FBS
 Conference _____ Conference USA
 Stadium (capacity) _____ Joe Aillet Stadium (30,600)
 Playing surface _____ Field turf
 Press box phone _____ (318) 257-3144
 Football SID _____ Patrick T. Walsh
 Office Phone _____ 318-257-5305
 Email _____ pwalsh@latech.edu
 Web site _____ latechsports.com
 2012 overall record _____ 9-3
 2012 conference record (finish) _____ 4-2 (3rd)
 Offensive formation _____ Spread
 Defensive formation _____ Multiple
 Letterwinners R/L _____ 30/29
 Starters R/L _____ 8/17
 Head coach _____ Skip Holtz
 Alma mater (year) _____ Notre Dame (1986)
 Career record (years) _____ 88-71 (13)
 Record at school (years) _____ 0-0 (1st year)
 Assistant coaches _____ Ronnie Bradford (ST/
 CB), Kim Dameon (DC), Stan Eggen (DL), Jabbar
 Juluke (RB), Jeff Koonz (LB), Matt Moore (OL), Tony
 Peterson (OC), Tim Rattay (WR), Joe Sloan (IWR)



From its beginning in 1995, Conference USA's dedication to excellence has been the league's guiding principle and remains a common thread today and for a promising future. Throughout the changes during the C-USA history, the conference has held onto its strong foundation that reflects the league's national presence. These 16 schools have compiled numerous athletic and academic achievements. Additionally, the C-USA footprint will grow by nearly 20 percent, while providing the geography that allows for a divisional scheduling model that will be beneficial to the student-athletes, fan-friendly and cost effective.

Conference USA sponsors competition in 20 sports - nine for men (baseball, basketball, cross country, football, golf, soccer, tennis and indoor and outdoor track and field) and 11 for women (basketball, cross country, golf, rowing, softball, soccer, swimming and diving, tennis, indoor and outdoor track and field and volleyball).

The league sponsors numerous academic awards, including the Commissioner's Honor Roll and the Commissioner's Academic Medal, indicative of outstanding achievement in the classroom, in addition to sport specific All-Academic teams.

C-USA annually awards 12 postgraduate scholarships, along with the Sport Academic Award, Scholar Athletes of the Year and the Institutional Academic Excellence Award. Conference USA also added a Spirit of Service Award, recognizing student-athletes three times a year for a combination of significant community service efforts, good academic standing and participation in their elected sport.

SUCCESS ON THE PLAYING FIELD

Conference USA performers have achieved great success in competition, placing the league among the top conferences in the nation.

Football

- 72 teams have earned bowl bids
- Member of the Bowl Championship Series
- Bowl tie-ins with the AutoZone Liberty Bowl, Beef 'O' Brady's St. Petersburg Bowl, Bell Helicopter Armed Forces Bowl, Heart of Dallas Bowl, Military Bowl, R+L Carriers New Orleans Bowl and Sheraton Hawai'i Bowl

Men's Basketball

- Consistently rated as one of the top basketball leagues in the country
- 108 postseason teams (50 NCAA, 42 NIT, 8 CBI, 8 CIT)
- One National Championship title game appearance
- Three Final Four teams
- Seven Elite Eight NCAA Tournament teams
- One NIT Champion and four NIT semifinalists
- Inaugural CBI Champion
- CIT Champion

Women's Basketball

- 48 NCAA Tournament appearances
- 43 WNIT appearances
- One team in the NCAA Sweet 16
- Two WNIT semifinalists
- One WBI Champion



Baseball

- 58 NCAA appearances
- Six College World Series appearances (2009, 2008, 2007, 2006, 2005 and 2001)
- 14 Super Regional appearances
- Has produced at least four NCAA teams in nine of the last 12 seasons

In addition, 37 volleyball teams, 67 men's and women's soccer teams and 39 softball teams have earned NCAA Tournament bids. C-USA has sent three men's soccer teams to the NCAA College Cup, three softball teams to the Women's College World Series and three volleyball teams to the Sweet 16. The league has also had nine national champions in NCAA track and field competition, one national champion in diving and numerous NCAA individual and team competitors in cross country, golf, swimming, tennis and track and field. Overall, Conference USA teams and individuals have made more than 700 NCAA appearances.

SUCCESS OFF THE FIELD

C-USA institutions are among the nation's best in academic performance among student-athletes, bolstered by the fact that student-athletes at league schools have a higher graduation rate than the general student population. Among C-USA's 5,000 student-athletes, there are champions off the playing field as well. In 18 years, 176 student-athletes earned national Capital One Academic All-America honors, while 618 were named All-District. In addition, more than 26,000 student-athletes have been named to the Commissioner's Honor Roll or received the Commissioner's Academic Medal, indicative of outstanding achievement in the classroom.

C-USA ON TV

C-USA enjoys significant television exposure through partnerships with FOX Sports Media Group, CBS Sports Network and ESPN. The multi-tiered selection process that is rooted in partnering with all three networks has substantially increased the number of national and regional appearances for football, men's and women's basketball, and all other conference sports.

As one the largest FBS conferences in 2013, C-USA membership will include institutions in 12 of the Top 65 television markets, eight in the Top 40 and four in the Top 25 media markets according to Nielson. C-USA home markets next year will include more than 14.5 million TV households, a 43 percent increase from a year ago.

C-USA DIGITAL NETWORK

The C-USA Digital Network officially launched in August of 2011. Network programming includes live streaming of non-televised events, video on demand, a weekly C-USA studio show, podcasting, regular-season and championship event highlights and conference-produced feature stories. In its first year, 1,164 events were streamed live and 8,126 videos were posted and available on the C-USA Digital Network, and that number just keeps growing. Monthly and yearly subscriptions offer fans access to events offered on all of the C-USA member institution's athletic websites as well as C-USA network programming.

C-USA IN THE COMMUNITY

The conference's current footprint is concentrated with 16 members in nine states and a combined area population of nearly 17 million. With a commitment to community involvement, the conference developed several initiatives to maintain strong ties in C-USA cities, as well as with fans and alumni across the country. C-USA schools also place a priority on giving back to their communities through volunteer service with local and national organizations. Individually, student-athletes are recognized each season through the Spirit of Service award.

GOVERNANCE

Conference USA has significant representation in the NCAA governance structure. The Presidents of the member institutions serve as the league's Board of Directors.

A PROUD HISTORY

Conference USA was formed in 1995 and quickly emerged as one of the nation's top conferences. The conference unveiled its name, logo and commissioner April 24, 1995 in Chicago. The league's charter members included Charlotte, Cincinnati, DePaul, Houston, Louisville, Marquette, Memphis, Saint Louis, Southern Miss, Tulane, UAB and USF. Eleven of the institutions began athletic participation in 1995, while Houston joined competition in the fall of 1996.

The league's headquarters were established in Chicago and, after nine years, relocated to the current office in Irving, Texas. Britton Banowsky was named Commissioner in October 2002, succeeding Mike Slive, the league's first commissioner.

C-USA added East Carolina (September, 1996) and the United States Military Academy (March, 1997) as football members. ECU began league competition in 1997; Army in 1998 and UAB began football play in 1999. The league added TCU and ECU (1999) for all sports and they began competition in 2001. USF started C-USA football in 2003. Marshall, Rice, SMU, Tulsa, UCF and UTEP became full-time members of Conference USA in 2005.

Conference USA officially got a new look on July 1, 2013, while maintaining the same commitment to excellence, integrity and leadership in athletics, academics and in our communities.

Eight institutions, including the return of charter member Charlotte along with FIU, Florida Atlantic, Louisiana Tech, Middle Tennessee, North Texas, Old Dominion and UTSA, joined with East Carolina, Marshall, Rice, Southern Miss, Tulane, Tulsa, UAB and UTEP.

CONFERENCE USA

5201 North O'Connor Boulevard
Suite 300
Irving, Texas 75039
(214) 774-1300
w: conferenceusa.com



CONFERENCE USA COMPOSITE SCHEDULE

Thursday, Aug. 29

Jackson State at Tulane
Tulsa at Bowling Green
Western Carolina at Middle Tennessee

Friday, Aug. 30

Florida Atlantic at Miami (Fla.)

Saturday, Aug. 31

FIU at Maryland
Idaho at North Texas
Louisiana Tech at North Carolina State
Miami (Ohio) at Marshall
Old Dominion at East Carolina
Rice at Texas A&M
Texas State at Southern Miss
UAB at Troy

UTSA at New Mexico

Thursday, Sept. 5

Florida Atlantic at East Carolina

Friday, Sept. 6

UCF at FIU

Saturday, Sept. 7

Colorado State at Tulsa
Gardner-Webb at Marshall
Lamar at Louisiana Tech
Middle Tennessee at North Carolina
New Mexico at UTEP
North Texas at Ohio

Oklahoma State at UTSA

South Alabama at Tulane
Southern Miss at Nebraska
UAB at LSU

Thursday, Sept. 12

Tulane at Louisiana Tech

Saturday, Sept. 14

Ball State at North Texas
Bethune-Cookman at FIU
Florida Atlantic at South Florida
Kansas at Rice
Marshall at Ohio
Memphis at Middle Tennessee
Southern Miss at Arkansas
Tulsa at Oklahoma
Virginia Tech at East Carolina
UTEP at New Mexico State

UTSA at Arizona

Saturday, Sept. 21

FIU at Louisville
Houston at Rice
Louisiana Tech at Kansas
Marshall at Virginia Tech
Middle Tennessee at Florida Atlantic
North Texas at Georgia
Northwestern State at UAB
Tulane at Syracuse

UTSA at UTEP

Thursday, Sept. 26

Iowa State at Tulsa

Friday, Sept. 27

Middle Tennessee at BYU

Saturday, Sept. 28

East Carolina at North Carolina
Florida Atlantic at Rice
Houston at UTSA
Louisiana Tech vs. Army (Dallas)
Southern Miss at Boise State
Tulane at Louisiana-Monroe
UAB at Vanderbilt
UTEP at Colorado State

Saturday, Oct. 5

East Carolina at Middle Tennessee
FIU at Southern Miss
Florida Atlantic at UAB
Louisiana Tech at UTEP
North Texas at Tulane
Rice at Tulsa

UTSA at Marshall

Saturday, Oct. 12

East Carolina at Tulane
Marshall at Florida Atlantic
Middle Tennessee at North Texas

Rice at UTSA

Tulsa at UTEP
UAB at FIU

Saturday, Oct. 19

North Texas at Louisiana Tech
Rice at New Mexico State
Southern Miss at East Carolina

Thursday, Oct. 24

Marshall at Middle Tennessee

Saturday, Oct. 26

Florida Atlantic at Auburn
Louisiana Tech at FIU
North Texas at Southern Miss
Tulsa at Tulane

UAB at UTSA

UTEP at Rice

Thursday, Oct. 31

Rice at North Texas

Saturday, Nov. 2

East Carolina at FIU
Middle Tennessee at UAB
Southern Miss at Marshall
Tulane at Florida Atlantic
UTEP at Texas A&M

UTSA at Tulsa

Saturday, Nov. 9

FIU at Middle Tennessee
Southern Miss at Louisiana Tech
Tulane at UTSA
Tulsa at East Carolina
UAB at Marshall
UTEP at North Texas

Thursday, Nov. 14

Marshall at Tulsa

Saturday, Nov. 16

FIU at UTEP
Florida Atlantic at Southern Miss
Louisiana Tech at Rice
UAB at East Carolina

Thursday, Nov. 21

Rice at UAB

Saturday, Nov. 23

East Carolina at NC State
Marshall at FIU
Middle Tennessee at Southern Miss
New Mexico State at Florida Atlantic
Tulsa at Louisiana Tech
UTEP at Tulane

UTSA at North Texas

Friday, Nov. 29

East Carolina at Marshall
FIU at Florida Atlantic

Saturday, Nov. 30

Louisiana Tech at UTSA
North Texas at Tulsa
Tulane at Rice
Southern Miss at UAB
UTEP at Middle Tennessee

Saturday, Dec. 7

C-USA Championship Game

schedule subject to change





2013 C-USA Football Championship Game

Date: Saturday, Dec. 7

Time: TBA

TV: ESPN -or- ESPN2

C-USA DIVISIONS

West

- Louisiana Tech
- North Texas
- Rice
- Tulane
- Tulsa
- UTEP
- UTSA

East

- East Carolina
- FIU
- Florida Atlantic
- Marshall
- Middle Tennessee
- Southern Miss
- UAB

C-USA Tiebreaker

Home field for the C-USA Championship Game will be awarded to the team that posts the highest regular season winning percentage against conference opposition. The first tiebreaker is the winner of a head-to-head match-up. If the two teams did not play during the regular season, the team with the highest BCS ranking would receive the nod.

Media Credentials

Members of the media that wish to cover the C-USA Championship Game will be required to request credentials through the league's online credential application system available at conferenceusa.com/mediacenter.

Details about the C-USA Championship Game will be available throughout the season online at conferenceusa.com. For additional information, please contact the C-USA Media Relations Office at (214) 774-1300.

C-USA Stadiums

East Carolina	Dowdy-Ficklen (50,000)
FIU	Alfonso Field at FIU Stadium (20,000)
Florida Atlantic	FAU Stadium (29,419)
Louisiana Tech	Joe Aillet Stadium (30,600)
Marshall	Joan C. Edwards (38,019)
Middle Tennessee	Johnny "Red" Floyd Stadium (30,788)
North Texas	Apogee Stadium (30,850)
Rice	Rice Stadium (47,000)
Southern Miss	M.M. Roberts (36,000)
Tulane	Mercedes-Benz Superdome (69,703)
Tulsa	H.A. Chapman (30,000)
UAB	Legion Field (72,000)
UTEP	Sun Bowl (51,500)
UTSA	Alamodome (65,000)

**UTSA is eligible to participate in the 2013 Conference USA Championship Game*

Conference USA will host its ninth football championship game in 2013. The event is slated for Saturday, Dec. 7, and will be televised by ESPN or ESPN2. The team with the highest league winning percentage will serve as host site for the game.

The title game will feature champions from the East and West Divisions of the league. UCF, Houston, Tulsa and East Carolina have hosted the first eight championship games, with UCF hosting the event three times and Houston and Tulsa hosting it twice.

Tulsa claimed the C-USA inaugural crown in 2005 and again last season on its home field. In 2007, UCF hosted the game for the second time in three seasons and earned its first championship. Houston claimed the championship game title in 2006. East Carolina won back-to-back titles, defeating Houston at home in 2009 after winning at Tulsa in 2008. UCF took its second title in 2010 at Bright House Networks Stadium. In 2011, Southern Miss claimed its first C-USA Championship game crown with a victory at previously-undefeated Houston.

Year	Champion (C-USA Record)
2012	Tulsa (7-1)
2011	Southern Miss (7-1)
2010	UCF (7-1)
2009	East Carolina (6-2)
2008	East Carolina (6-2)
2007	UCF (7-1)
2006	Houston (7-1)
2005	Tulsa (6-2)
2004	Louisville (8-0)
2003	Southern Miss (8-0)
2002	TCU (6-2), Cincinnati (6-2)
2001	Louisville (6-1)
2000	Louisville (6-1)
1999	Southern Miss (6-0)
1998	Tulane (6-0)
1997	Southern Miss (6-0)
1996	Houston (4-1), Southern Miss (4-1)



CONFERENCE USA BOWL SYNOPSIS

Conference USA has guaranteed spots in six games during the 2013 season. The AutoZone Liberty Bowl has the top selection of C-USA teams and the league also will send teams to the Beef 'O' Brady's Bowl St. Petersburg, Heart of Dallas Bowl, Military Bowl, R+L Carriers New Orleans Bowl and Sheraton Hawai'i Bowl this season.

The 55th annual AutoZone Liberty Bowl is scheduled for Tuesday, Dec. 31, in Memphis. The AutoZone Liberty Bowl matches the first selection from Conference USA against an opponent from either the Southeastern Conference or the American Athletic Conference in a game that will air on ESPN with a 3 p.m. kickoff.

For the sixth straight year, C-USA will play in the Beef 'O' Brady's Bowl St. Petersburg, which will take place on noon (CT) on Monday, Dec. 23. Conference USA will face an opponent from the American Athletic Conference at Tropicana Field in a game that will air on ESPN.

C-USA will participate in the fourth annual Heart of Dallas Bowl at historic Cotton Bowl Stadium on New Year's Day. The league's representative will face an opponent from the Big Ten Conference in a game that will air on ESPNU at 11 a.m.

Conference USA is scheduled to participate in the R+L Carriers New Orleans for the 10th time in 12 seasons when it plays in the Saturday, Dec. 21, contest. C-USA will play a representative from the Sun Belt Conference at the Mercedes-Benz Superdome at 8 p.m. on ESPN.

For the 10th time in the bowl's 12-year history, C-USA will compete in the Sheraton Hawai'i Bowl on Tuesday, Dec. 24, in Honolulu. The league's representative will face a Mountain West Conference opponent in the game, which will kick off at 7 p.m. Central time (3 p.m. local) and be televised by ESPN.

The league also has an agreement to play an opponent from the ACC in the Washington, D.C.-based Military Bowl. This year's game will be played at Navy-Marine Corps Memorial Stadium in Annapolis, Md., on Friday, Dec. 27, at 1:30 p.m. on ESPN.

It is important to note that a Conference USA champion may qualify for the Bowl Championship Series (BCS) if it is ranked in the BCS final Top 12 or in the BCS Top 16 and ranked higher than a team which receives automatic qualification.

Bowl Championship Series

The Bowl Championship Series (BCS) is a five-game arrangement for postseason college football that is designed to match the two top-rated teams in a national championship game and to create exciting and competitive matchups between eight other highly regarded teams in four other games. The bowl games participating are the Fiesta Bowl, Orange Bowl, Rose Bowl and Sugar Bowl. In addition, a BCS National Championship Game will be played at one of the bowl sites. The BCS Standings have been compiled by the National Football Foundation and College Hall of Fame since the beginning of the 2000 regular season. The BCS Standings determine which teams play in the National Championship game, and which are included in the pool of eligible teams available for at-large selection. The BCS Standings include the Harris Poll, the USA Today Coaches Poll and an average of six computer polls. Each component will count for one-third of a team's overall BCS score in the BCS Standings. The Conference USA champion, along with the champions of the Mid-American Conference, the Mountain West Conference, the Sun Belt Conference and the Western Athletic Conference, will have an automatic berth in one of the five bowls if, and only if: *It is a Conference Champion; and either: *It is ranked in the top 12 of the BCS Standings on Bowl Selection Sunday; *It is ranked in the top 16 of the BCS Standings on Bowl Selection Sunday and its ranking in the BCS Standings is better than that of a champion of a Conference that has an annual automatic berth in one of the BCS bowl games.

NOTE: UTSA is FBS Reclassifying Year Two and NOT bowl-eligible until the 2014 season

2013-14 BOWL SCHEDULE

Date	Bowl	Matchup	Location	Time	Network
Dec. 21	Gildan New Mexico Bowl	Mountain West vs. Pac-12	Albuquerque, N.M.	1 p.m.	ESPN
Dec. 21	Las Vegas Bowl	Mountain West vs. Pac-12	Las Vegas, Nev.	2:30 p.m.	ABC
Dec. 21	Famous Idaho Potato Bowl	Mountain West vs. MAC	Boise, Idaho	4:30 p.m.	ESPN
Dec. 21	R+L Carriers New Orleans Bowl	C-USA vs. Sun Belt	New Orleans, La.	8 p.m.	ESPN
Dec. 23	Beef 'O' Brady's St. Petersburg Bowl	C-USA vs. American	St. Petersburg, Fla.	1 p.m.	ESPN
Dec. 24	Sheraton Hawaii Bowl	C-USA vs. Mountain West	Honolulu, Hawaii	7 p.m.	ESPN
Dec. 26	Little Caesars Pizza Bowl	MAC vs. Big Ten	Detroit, Mich.	5 p.m.	ESPN
Dec. 26	San Diego Co. Credit Union Poinsettia Bowl	Mountain West vs. Army	San Diego, Calif.	8:30 p.m.	ESPN
Dec. 27	Military Bowl	C-USA vs. ACC	Annapolis, Md.	1:30 p.m.	ESPN
Dec. 28	Texas Bowl	Big 12 vs. Big Ten	Houston, Texas	5 p.m.	ESPN
Dec. 27	Kraft Fight Hunger Bowl	Pac-12 vs. BYU	San Francisco, Calif.	2:15 p.m.	ESPN
Dec. 28	New Era Pinstripe Bowl	American vs. Big 12	New York, N.Y.	11 a.m.	ESPN
Dec. 28	Belk Bowl	ACC vs. American	Charlotte, N.C.	2:20 p.m.	ESPN
Dec. 28	Russell Athletic Bowl	ACC vs. American	Orlando, Fla.	5:45 p.m.	ESPN
Dec. 28	Buffalo Wild Wings Bowl	Big Ten vs. Big 12	Tempe, Ariz.	9:15 p.m.	ESPN
Dec. 30	Bell Helicopter Armed Forces Bowl	Mountain West vs. Navy	Fort Worth, Texas	10:45 a.m.	ESPN
Dec. 30	Franklin American Mortgage Music City Bowl	SEC vs. ACC	Nashville, Tenn.	2:15 p.m.	ESPN
Dec. 30	Valero Alamo Bowl	Big 12 vs. Pac-12	San Antonio, Texas	5:45 p.m.	ESPN
Dec. 30	Holiday Bowl	Pac-10 vs. Big 12	San Diego, Calif.	9:15 p.m.	ESPN
Dec. 31	AdvoCare V100 Bowl	ACC vs. SEC	Shreveport, La.	11:30 a.m.	ESPN
Dec. 31	Hyundai Sun Bowl	Pac-12 vs. ACC	El Paso, Texas	1 p.m.	CBS
Dec. 31	AutoZone Liberty Bowl	C-USA vs. SEC	Memphis, Tenn.	3 p.m.	ESPN
Dec. 31	Chick-fil-A Bowl	ACC vs. SEC	Atlanta, Ga.	6:30 p.m.	ESPN
Jan. 1	Heart of Dallas Bowl	C-USA vs. Big Ten	Dallas, Texas	11 a.m.	ESPNU
Jan. 1	Taxslayer.com Gator Bowl	Big Ten vs. SEC	Jacksonville, Fla.	11 a.m.	ESPN2
Jan. 1	Outback Bowl	Big Ten vs. SEC	Tampa, Fla.	12 p.m.	ABC
Jan. 1	Capital One Bowl	SEC vs. Big Ten	Orlando, Fla.	12 p.m.	ESPN
Jan. 1	Rose Bowl Game presented by Vizio	BCS vs. BCS	Pasadena, Calif.	4 p.m.	ESPN
Jan. 1	Tostitos Fiesta Bowl	BCS vs. BCS	Glendale, Ariz.	7:30 p.m.	ESPN
Jan. 2	Allstate Sugar Bowl	BCS vs. BCS	New Orleans, La.	7:30 p.m.	ESPN
Jan. 3	Discover Orange Bowl	BCS vs. BCS	Miami, Fla.	TBA	ESPN
Jan. 3	AT&T Cotton Bowl	Big 12 vs. SEC	Arlington, Texas	6:30 p.m.	FOX
Jan. 4	BBVA Compass Bowl	SEC vs. American	Birmingham, Ala.	12 p.m.	ESPN
Jan. 5	GoDaddy.com Bowl	Sun Belt vs. MAC	Mobile, Ala.	8 p.m.	ESPN
Jan. 6	BCS National Championship Game	BCS #1 vs. BCS #2	Miami, Fla.	7 p.m.	ESPN

~ all times Central and subject to change ~

SEASON OUTLOOK





UTSA TO BRING EXPERIENCE, MOMENTUM INTO INITIAL CONFERENCE USA CAMPAIGN

The opening act of UTSA football went as well as anyone could have expected once the curtains were pulled on Sept. 3, 2011. The Roadrunners drilled Northeastern State, 31-3, in front of an NCAA startup-program record 56,743 fans at the Alamodome, helping to lay the foundation for a 4-6 record and an average home attendance figure of 35,521, also a startup-program record.

What did UTSA do for an encore to top that first-year success?

Well, the Roadrunners exceeded all expectations by reeling off victories in their first five contests of the 2012 campaign. That stretch began with a thrilling 33-31 victory at South Alabama in the season opener for the program's first-ever win against a Football Bowl Subdivision (FBS) team and was capped by a 35-14 decision at New Mexico State for their first Western Athletic Conference (WAC) victory.

UTSA went on to register an 8-4 overall record and a 3-3 mark in league play, capping the successful season with a 38-31 home win against I-35 rival Texas State and leading the league in attendance (29,226).

Year three promises to bring a new set of challenges to the young program. UTSA officially joined Conference USA (C-USA) on July 1 and will face a new set of league foes along with the toughest non-conference slate yet, but it will do so with much experience and momentum on its side.

UTSA welcomes back 50 letterwinners, including 20 starters (10 offense/8 defense/2 kickers), from last season's squad. The returnees account for 100 percent of the receiving and 94 percent of the rushing yards gained, 98 percent of the scoring and 76 percent of the tackles posted a year ago.

The Roadrunners are picked to finish seventh in the West Division in the Preseason C-USA Poll, similar to last season when they were picked to be seventh out of seven teams in their first and only WAC campaign. UTSA proved the naysayers wrong by finishing fourth in the league behind three bowl-eligible teams.

This year's schedule features 12 contests against FBS teams, a first for the program. UTSA opens the slate at New Mexico on Aug. 31 before hosting Big 12 Conference preseason favorite Oklahoma State the following Saturday in front of what is expected to be one of the largest crowds in program history.

The Roadrunners then head west on back-to-back Saturdays for a Sept. 14 contest at Arizona and the C-USA opener at UTEP seven days later. UTSA will host Houston in its final non-conference game on Sept. 28, one of four matchups with in-state schools.

The Birds' final seven dates are conference tilts with four at home — Rice (Oct. 12), UAB (Oct. 26), Tulane (Nov. 9) and Louisiana Tech (Nov. 30) — and three on the road — Marshall (Oct. 5), Tulsa (Nov. 2) and North Texas (Nov. 23). UTSA, which is not fully bowl-eligible until 2014, can participate in the Conference USA Championship Game on Dec. 7.

Quarterbacks

Eric Soza is back for his final campaign after enjoying a banner season in 2012 and he enters his senior year as one of 30 members of the Manning Award (nation's top QB) watch list. The Beeville native threw for 2,085 yards and 20 touchdowns — both school records — while completing 166-of-282 passes despite missing two-and-a-half games due to injury. He threw just three picks and enjoyed an interception-free stretch of 256 consecutive passing attempts, which at the time was the longest streak in the nation.

Junior Tucker Carter and freshman Zach Conque both took a redshirt last season but proved they are capable backups to Soza during spring practice.

Running Backs

David Glasco II and Evans Okotcha emerged as a potent one-two punch in the backfield for UTSA last season.

Glasco, a junior from San Antonio Wagner, led the team with 537 yards on 111 carries and he added five touchdowns on the ground. The 5-10, 200-pounder also caught 11 passes for 72 yards and a score in his sophomore season.

Okotcha, a Coppell native, added 430 yards and a team-high eight TDs on 106 rushes. The 5-9, 220-pound senior showed his versatility by hauling in a team-high 24 receptions for 349 yards and three scores.

Brandon Armstrong (27-97) and Brian Vaughn (8-72) provide a speedy change of pace in the backfield, while additional depth could come from Jerry Bynum, Treston Coleman and Jarveon Williams.

Nate Shaw returns as the entrenched starter at fullback and Terrance Wilburn and CheRod Simpson will back him up.

Offensive Linemen

The men up front helped the Roadrunners offense average 31.2 points, 390.2 total yards (159.2 rush/231 pass) and 19.4 first downs per game last season. The group also allowed just seven sacks in 368 pass attempts, which was tied for the second-lowest total in the FBS.

UTSA returns four of its five starters from 2012, including preseason first-team All-Conference USA selection Scott Inskeep. The 6-4, 300-pound junior from McAllen graded out at 79 percent and registered 28 knockdowns en route to second-team All-WAC accolades last year. He has 21 starts under his belt and is penciled in at left guard.

The junior duo of Cody Harris (20) and Nate Leonard (22) has a combined 42 starts. Harris, a 6-5, 300-pounder from Smithson Valley, recorded 39 knockdowns and graded out at a team-best 84 percent in 2012 and will move to left tackle to replace Patrick Hoog, the only starter lost on this side of the ball. Meanwhile, Leonard, the center from McKinney, posted 34 knockdowns and graded out at 82 percent and he is the only player in program history to start all 22 games.



Junior guard Scott Inskeep is a first-team preseason All-Conference USA selection.

Fellow junior Josh Walker drew starts in all 12 games last season, turning in a team-best 46 knockdowns and grading out at 77 percent at right guard and tackle. The 6-3, 295-pound League City native is slated to be at right tackle when the season gets underway.

Zach Hester has earned the starting nod at right guard coming into fall camp. The 6-4, 315-pound sophomore from Houston appeared in 11 games with one start as a true freshman.

The second string is made up of junior Payton Rion, who has appeared in 14 games with seven starts, at right guard, sophomore Jordan Gray, a converted tight end at right tackle, sophomore Will Cavanaugh at center, redshirt freshman Cody Cole and true frosh Reed Darragh at left tackle and guard, respectively.

Wide Receivers

Arguably the deepest position on the club due to sheer numbers alone, the group is led by juniors Kam Jones, Earon Holmes, Marcellus Mack, Kenny Harrison and Brandon Freeman, who combined for 91 receptions, 1,096 yards and six touchdowns a year ago.

Jones, a native of Edna, led the receivers with 23 catches for 323 yards and a TD, while Holmes, a San Antonio Brackenridge product, hauled in 21 catches for 279 yards and a pair of scores. Mack, from Giddings, had 19 receptions for 174 yards and a touchdown, while Harrison, out of Linden-Kildare, posted 124 yards and two TDs on 19 catches. Freeman, who hails from Cameron Yoe, added 196 yards on



just nine receptions for a 21.8-yard average.

Senior Cole Hicks led all receivers with four touchdowns to go along with 169 yards on 14 catches. Kenny Bias enjoyed a breakout redshirt freshman season, as the speedster registered 236 yards and a pair of scores on 13 receptions (18.2 avg.).

Josiah Monroe (10-81) and Aaron (11-143-1) and Seth (2-17) Grubb, brothers from nearby La Vernia, add proven quality depth to the receiving corps, while Raleigh Davis, Sean Hesler, Miles Lerch, Aron Taylor and John Simmons — who made the transition from quarterback during spring practice — will look to make an impact on the position this season.

Tight Ends

While wide receiver is considered UTSA's deepest position by numbers, this group is pushing for that title with the return of Jeremiah Moeller, Cole Hubble and David Morgan, who missed the 2012 campaign due to injury.

Moeller, a 6-2, 245-pound senior from New Braunfels Canyon, is considered by the coaches to be the team's best blocker at the position, but he also caught 10 passes for 145 yards and a touchdown last year.

Hubble, a former all-state quarterback at Bandera, led the position with 15 receptions, 308 yards and four TDs during his sophomore season.

Morgan was the Roadrunners' top pass-catching tight end as a true freshman in 2011 with 13 catches for 214 yards and a pair of scores.

Redshirt freshman Trevor Stevens, a 6-4, 250-pounder from Friendswood, and sophomore Cade Laufer will provide depth.

Defensive Linemen

The Roadrunners will go as high as nine deep along the front line and seven of those players will bring starting experience with them this season.

The four-man rotation at tackle will feature juniors Richard Burge, Ashaad Mabry and Ferrington Macon and sophomore Brian Price.

Macon has the most starts among the group — 15 through the first two seasons — and the Corpus Christi native posted 18 tackles last year. Burge, who hails from Houston, has played in 21 contests (9 starts) and registered the most tackles — 31, including five for loss — among the returning DTs in 2012.

Meanwhile, Mabry, from San Antonio MacArthur, recorded 24 stops a year ago, while Price is a sophomore transfer from Hancock (Calif.) Junior College who went through spring drills after signing a National Letter of Intent last December.

UTSA is equally as deep at defensive end, where at least five players are expected to see playing time.

Junior Cody Rogers is listed as the starter at one end. The San Antonio Brandeis graduate tallied 31 tackles, 4.5 for loss and 2.5 sacks, and four QB hurries. He is slated to be backed up by junior Jason Neill, who turned in 12 tackles, including a pair for loss, to go along with a team-high seven quarterback hurries a year ago.

Senior Jarron Harris, a 6-3, 250-pounder from Leander, comes into fall camp as the other starter after coming up with 24 tackles, including three sacks, last year in his UTSA debut. Robert Singletary, a 6-2, 250-pound junior from Kingwood via Baylor, redshirted last season and Will Ritter also returns following a junior campaign that saw the Odessa Permian product register 26 stops, including 3.5 sacks, and four QB hurries.

Linebackers

UTSA uses just two linebackers in its 4-2-5 scheme and will enter the season with a pair of experienced upperclassmen and two promising sophomores on the depth chart.

Senior Steven Kurfehs, who earned second-team All-WAC honors last year, will start at the outside linebacker spot. The 6-2, 230-pound San Antonio O'Connor product has started 18 career games and posted 71 tackles, including 5.5 for loss and 4.5 sacks, three QB hurries and a 50-yard fumble return for a touchdown in 2012. Jens Jeters, a 6-1, 240-pounder from Pierce (Calif.) Junior College is slated as Kurfehs' backup.

Blake Terry will draw the starting nod at middle linebacker. The 5-11, 220-pound junior from Denton Guyer recorded 64 stops, including three for loss, last year. He will be backed up by Drew

Douglas, a 6-2, 225-pound sophomore from Garland who posted 20 tackles as a freshman.

More depth will be provided by senior Brandon Guerrero, sophomore Dalton Miller and freshmen Marcos Curry and Tank O'Neal.

Defensive Backs

The Roadrunners utilize a bevy of safeties and cornerbacks in their scheme and there is a remarkable amount of depth in the secondary.

UTSA fields three safeties — dawg, rover and free — on nearly every snap and as many as seven players could see action in a given contest.

Triston Wade headlines the list of returning defensive backs and has solidified his spot as the starting free safety. The junior from Tyler earned first-team All-WAC honors last season after posting 74 tackles, a team-high four interceptions, four forced fumbles and a pair of recoveries. Junior transfer Tevin Broussard, who hails from Beaumont by way of Blinn Junior College, is slated as the backup.

Junior Nic Johnston is the returning starter at dawg. The Coppell native ranked third on the team with 73 tackles last season and he added four forced fumbles and an interception. He will be spelled by junior Joseph Lizzcano.

Cody Berry emerged as the starter at rover last year. The senior from Cedar Hill registered 25 stops and forced a pair of fumbles in his first season with the Roadrunners in 2012, despite missing the first five games. Brian King, a junior from Orlando, Fla., also will see time after tallying 34 tackles and an INT last season.

A testament to the depth at safety, junior Mauricio Sanchez, a San Antonio Warren graduate with 13 career starts and 79 career tackles, provides even more quality depth.

The two-deep at cornerback is highlighted by a pair of experienced juniors and two promising newcomers.

Darrien Starling and Crosby Adams are the starters. Starling, from Tyler John Tyler, had 33 tackles and a pair of pass breakups last season, and Adams, from San Antonio Roosevelt, turned in 17 stops and two interceptions in 2012.

That pair is slated to be backed up by Bennett Okotcha, a sophomore transfer from Oklahoma and the younger brother of Evans, and Andre Brown, a junior transfer from College of the Desert (Calif.).

Special Teams

Sean Ianno returns for his junior campaign as the team's top place-kicker. The Pflugerville native made 10-of-13 field goals, including a long of 51 that was the game winner at South Alabama, and all 21 extra-point attempts in 2012. He also had seven touchbacks on kickoffs despite missing half the season with an injury.

Josh Ward is back for his third season as the punter and he is slated to see more time as a kickoff specialist after eight touchbacks, including a school-record seven at Idaho, last season. The Pleasanton product pinned five punts inside the 20-yard line and six his of his boots resulted in fair catches.

Kristian Stern, a junior from Alamo Heights, also provides a dependable leg in the kicking and punting games. He made 5-of-6 field goals and averaged 39.7 yards on 23 punts last year.

Harrison returns as one of the top punt returners in the nation after averaging 17.3 yard on 12 chances a year ago (2nd FBS). He also set a school record when he returned a Texas State punt 79 yards for a score and also can return kickoffs (23.3 avg. last year) if the need arises.

Jones (19.7 avg.) and Bias will be the primary kickoff returners.



Junior free safety Triston Wade picked off a team-leading four passes and earned first-team All-WAC honors last season.



2013 UTSA FOOTBALL NUMERICAL ROSTER

#	Name	Pos.	Ht.	Wt.	Yr.-Exp.	Hometown (High School/Previous School)
1	Kam Jones	WR	5-11	190	Jr.-2L	Edna, Texas (Edna HS)
2	Kevin Adams	CB	6-0	190	Jr.-TR	Gaithersburg, Md. (Quince Orchard HS/Saddleback [Calif.] JC)
2	Zach Conque	QB	6-4	225	Fr.-RS	Little Rock, Ark. (Catholic HS)
3	Cody Berry	S	5-11	210	Sr.-1L	Cedar Hill, Texas (Cedar Hill HS/Pierce [Calif.] JC)
3	Austin Robinson	QB	6-3	220	Fr.-HS	Houston, Texas (Episcopal HS)
4	Crosby Adams	CB	5-9	180	Jr.-2L	San Antonio, Texas (Roosevelt HS)
4	Treston Coleman	RB	5-10	245	Fr.-RS	Frankston, Texas (Frankston HS)
5	Brandon Armstrong	RB	5-6	155	Jr.-2L	San Antonio, Texas (Roosevelt HS)
6	Tucker Carter	QB	6-3	225	Jr.-RS	Allen, Texas (Allen HS/Trinity Valley [Texas] CC)
6	Aneas Henricks	CB	5-11	170	Fr.-HS	Bastrop, Texas (Bastrop HS)
7	Triston Wade	S	5-11	165	Jr.-2L	Tyler, Texas (John Tyler HS)
8	Michael Egwuagu	S	6-0	215	Fr.-HS	Pflugerville, Texas (Connally HS)
8	Eric Soza	QB	6-0	210	Sr.-2L	Beeville, Texas (Jones HS/Texas State)
9	Marcellus Mack	WR	6-0	195	Jr.-2L	Giddings, Texas (Giddings HS)
10	Rileigh Davis	WR	5-9	150	Fr.-RS	San Angelo, Texas (Central HS)
10	Brian King	S	6-1	195	Jr.-1L	Orlando, Fla. (Evans HS/Hutchinson [Kan.] CC)
11	David Glasco II	RB	5-10	200	Jr.-2L	San Antonio, Texas (Wagner HS)
12	Earon Holmes	WR	6-4	190	Jr.-2L	San Antonio, Texas (Brackenridge HS)
13	N'Keal Bailey	CB	5-11	165	Fr.-HS	Princeton, Texas (Princeton HS)
13	Brian Vaughn	RB	5-6	180	So.-SQ	Fort Worth, Texas (All Saints HS)
14	Travis Menn	QB	6-4	210	Jr.-SQ	San Antonio, Texas (Roosevelt HS)
14	Daniel Portillo	PK/P	6-0	160	Fr.-HS	Pflugerville, Texas (Connally HS)
15	Josiah Monroe	WR	5-6	170	Jr.-2L	Bastrop, Texas (Bastrop HS)
16	Dondre Dobbins	S	6-0	205	Fr.-HS	Scotlandville, La. (Scotlandville HS)
16	John Simmons	WR	6-2	205	Jr.-SQ	New Braunfels, Texas (New Braunfels HS)
17	Aron Taylor	WR	6-1	200	Fr.-HS	San Antonio, Texas (Warren HS)
18	Kenny Harrison	WR	5-9	170	Jr.-2L	Linden, Texas (Linden-Kildare HS)
19	Sean Hesler	WR	5-11	175	So.-SQ	Marion, Texas (Marion HS)
20	Andre Brown	CB	5-11	170	Jr.-TR	Tampa, Fla. (Alonso HS/College of the Desert [Calif.]
20	Jarveon Williams	RB	5-9	195	Fr.-HS	Converse, Texas (Judson HS)
21	Bennett Okotcha	CB	6-0	195	So.-SQ	Coppell, Texas (Coppell HS/Oklahoma)
22	Nic Johnston	S	6-2	210	Jr.-2L	Coppell, Texas (Coppell HS)
23	Tevin Broussard	S	6-0	190	Jr.-TR	Beaumont, Texas (Central HS/Blinn [Texas] JC)
23	Blake Dean	TE	6-1	240	So.-TR	Temple, Texas (Temple HS/West Texas A&M)
24	Darrien Starling	CB	5-9	195	Jr.-2L	Tyler, Texas (John Tyler HS)
25	Mauricio Sanchez	S	6-0	195	Jr.-2L	San Antonio, Texas (Warren HS)
26	Trevor Baker	CB	6-2	190	Jr.-TR	Prather, Calif. (Sierra HS/Fresno [Calif.] CC)
27	Nate Shaw	RB	5-11	235	Jr.-2L	Austin, Texas (Anderson HS)
28	Terrance Wilburn	RB	6-0	215	So.-1L	San Marcos, Texas (San Marcos HS)
29	Fred Blow	CB	5-9	180	So.-TR	Humble, Texas (Atascocita HS/Air Force)
30	Justin Chavez	S	5-10	180	Fr.-HS	Irving, Texas (MacArthur HS)
31	Joseph Lizcano	S	5-11	210	Jr.-2L	Schertz, Texas (Clemens HS)
32	Drew Douglas	LB	6-1	225	So.-SQ	Garland, Texas (Sachse HS)
33	Chase Dahlquist	S	6-0	190	Fr.-HS	Tulsa, Okla. (Union HS)
34	Tank O'Neal	LB	6-0	210	Fr.-HS	Grand Prairie, Texas (South Grand Prairie HS)
35	Ragan Robichaux	S	6-1	190	So.-TR	Kingwood, Texas (Park HS/Northwestern State)
36	Evans Okotcha	RB	5-9	220	Sr.-2L	Coppell, Texas (Coppell HS/Portland State)
37	Luke Farmer	S	6-2	190	Fr.-HS	San Antonio, Texas (O'Connor HS)
38	Kristian Stern	P/PK	5-11	185	Jr.-1L	San Antonio, Texas (Alamo Heights HS)
39	Jerry Bynum	RB	5-11	200	Fr.-RS	Houston, Texas (Alief Elsik HS)
40	Will Ritter	DE	6-1	235	Sr.-2L	Odessa, Texas (Permian HS/Western Illinois)
41	CheRod Simpson	RB	5-10	205	Sr.-2L	Oakland, Calif. (Bishop O'Dowd HS/Texas A&M-Commerce)
42	Jens Jeters	LB	6-1	240	So.-TR	Simi Valley, Calif. (Simi Valley HS/Pierce [Calif.] JC)

2013 UTSA FOOTBALL NUMERICAL ROSTER



#	Name	Pos.	Ht.	Wt.	Yr.-Exp.	Hometown (High School/Previous School)
43	Cody Rogers	DE	6-0	250	Jr.-2L	San Antonio, Texas (Brandeis HS)
44	Steven Kurfehs	LB	6-2	230	Sr.-2L	San Antonio, Texas (O'Connor HS/Eastern New Mexico)
44	George Schwanenberg	RB	5-11	205	Fr.-HS	Spring Branch, Texas (Smithson Valley HS)
45	Justyn Eddins	DE	6-3	250	Jr.-TR	Newhall, Calif. (Hart HS/College of the Canyons [Calif.])
46	Cade Laufer	TE	6-2	230	So.-SQ	Houston, Texas (Westside HS)
47	Josh Ward	PK/P	5-10	220	Jr.-2L	Pleasanton, Texas (Pleasanton HS)
48	Gage Hadlock	S	5-11	200	Fr.-RS	New Braunfels, Texas (Canyon HS)
49	Matt Bayliss	DS	6-6	220	Fr.-HS	Tulsa, Okla. (Holland Hall HS)
50	Robert Singletary	DE	6-2	250	Jr.-SQ	Kingwood, Texas (Kingwood HS/Baylor)
51	Payton Rion	OG	6-3	285	Jr.-1L	Bulverde, Texas (Smithson Valley HS)
52	Blake Terry	LB	5-11	220	Jr.-2L	Denton, Texas (Guyer HS)
53	Marcos Curry	LB	5-11	215	Fr.-HS	Round Rock, Texas (Stony Point HS)
54	Brandon Guerrero	LB	6-1	240	Sr.-1L	Lake Elsinore, Calif. (Lakeside HS/Fullerton [Calif.] JC)
55	Nate Leonard	C	6-0	280	Jr.-2L	McKinney, Texas (McKinney HS)
56	Dalton Miller	LB	5-11	220	So.-1L	San Antonio, Texas (Warren HS)
57	Drew Johnson	DS	6-0	220	Jr.-SQ	Denton, Texas (Guyer HS/Sam Houston State)
58	Ferrington Macon	DT	5-11	305	Jr.-2L	Corpus Christi, Texas (Carroll HS)
59	Jesse Medrano	DS	5-9	220	Jr.-2L	San Antonio, Texas (Jay HS)
60	Juan Perez	C	6-2	275	Fr.-HS	North Richland Hills, Texas (Birdville HS)
61	Richard Burge	DT	6-3	290	Jr.-2L	Houston, Texas (Stratford HS)
62	Breyun Owens	OG	6-2	350	Fr.-HS	Grand Prairie, Texas (South Grand Prairie HS)
63	William Cavanaugh	C	6-1	300	So.-SQ	New Braunfels, Texas (Canyon HS)
65	Michael Roberson	OT	6-3	300	So.-SQ	Pflugerville, Texas (Pflugerville HS)
66	Zach Hester	OG	6-4	315	So.-1L	Houston, Texas (Aldine HS)
67	Kyle McKinney	OG	6-4	300	Fr.-HS	Boerne, Texas (Champion HS)
68	Cody Harris	OT	6-5	300	Jr.-2L	Spring Branch, Texas (Smithson Valley HS)
69	Brent Swanson	OG	5-11	270	Fr.-RS	Corpus Christi, Texas (Carroll HS)
70	Jordan Gray	OT	6-2	260	So.-SQ	Fort Worth, Texas (Trimble Tech HS)
71	Cody Cole	OT	6-5	285	Fr.-RS	Fort Myers, Fla. (Bishop Verot HS)
72	Kris Salinas	OT	6-3	280	Fr.-HS	San Antonio, Texas (Southwest HS)
74	Reed Darragh	OG	6-4	280	Fr.-HS	Buda, Texas (Hayes HS)
75	Anthony Lee Jr.	DT	6-1	280	Fr.-HS	Missouri City, Texas (Marshall HS)
76	Josh Walker	OT	6-3	295	Jr.-1L	League City, Texas (Clear Springs HS)
77	Alex Delgado	OT	6-5	305	Fr.-RS	Boerne, Texas (Boerne HS)
79	Scott Inskeep	OG	6-4	300	Jr.-2L	McAllen, Texas (McAllen HS)
80	Cole Hicks	WR	6-1	180	Sr.-2L	Bandera, Texas (Bandera HS/West Texas A&M)
81	Kenny Bias	WR	6-1	175	So.-1L	San Antonio, Texas (Stevens HS)
82	David Morgan	TE	6-4	260	So.-1L	Marble Falls, Texas (Marble Falls HS)
83	Cole Hubble	TE	6-2	235	Jr.-2L	Bandera, Texas (Bandera HS)
84	Brandon Freeman	WR	5-10	175	Jr.-2L	Cameron, Texas (Yoe HS/New Mexico State)
85	Jeremiah Moeller	TE	6-2	245	Sr.-2L	New Braunfels, Texas (Canyon HS)
86	Seth Grubb	WR	5-9	185	Jr.-2L	La Vernia, Texas (La Vernia HS)
87	Trevor Stevens	TE	6-4	250	Fr.-RS	Friendswood, Texas (Friendswood HS)
88	Aaron Grubb	WR	5-8	170	So.-1L	La Vernia, Texas (La Vernia HS)
89	Miles Lerch	WR	5-10	170	Fr.-RS	Houston, Texas (St. Thomas HS)
90	Jarron Harris	DE	6-3	250	Sr.-1L	Leander, Texas (Leander HS/Angelo State)
91	Brian Price	DT	6-3	315	So.-TR	Lafayette, Ind. (McCutcheon HS/Hancock [Calif.] JC)
92	Sean Ianno	PK	6-3	215	Jr.-1L	Pflugerville, Texas (Pflugerville HS)
93	Kevin Hartley	TE	6-6	235	Sr.-TR	Spring, Texas (Klein Collins HS/Collin [Texas] JC/Gardner-Webb)
94	Codie Brooks	DE	6-1	250	Fr.-RS	Seguin, Texas (Seguin HS)
96	Jason Neill	DE	6-2	260	Jr.-2L	Flower Mound, Texas (Marcus HS)
97	Ashaad Mabry	DT	6-3	315	Jr.-2L	San Antonio, Texas (MacArthur HS)
99	Skyлар Nelson	DE	6-3	250	Fr.-HS	San Antonio, Texas (Alamo Heights HS)



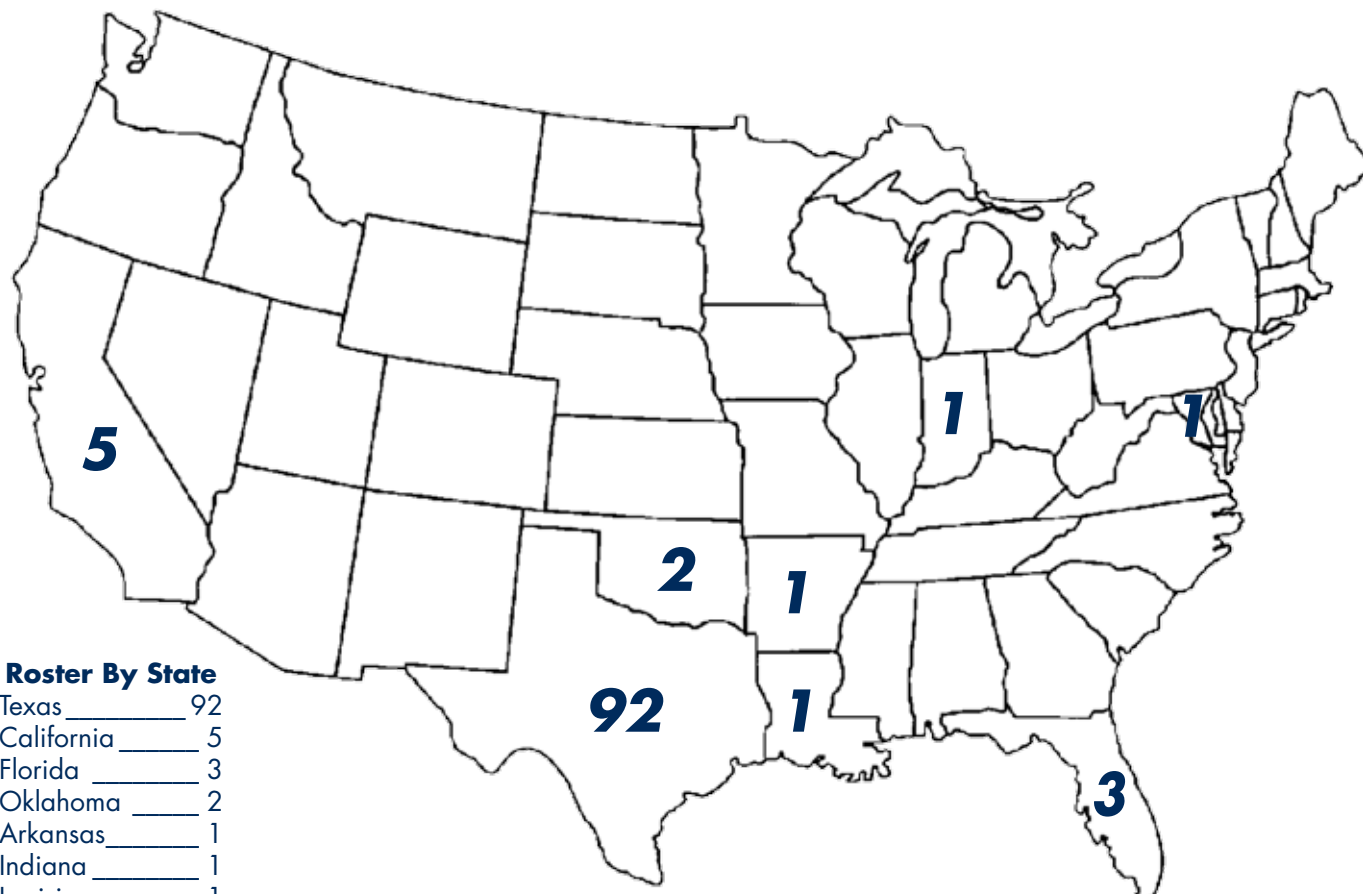
2013 UTSA FOOTBALL ALPHABETICAL ROSTER

Name	#	Pos.	Ht.	Wt.	Yr.-Exp.	Hometown (High School/Previous School)
Adams, Crosby	4	CB	5-9	180	Jr.-2L	San Antonio, Texas (Roosevelt HS)
Adams, Kevin	2	CB	6-0	190	Jr.-TR	Gaithersburg, Md. (Quince Orchard HS/Saddleback [Calif.] JC)
Armstrong, Brandon	5	RB	5-6	155	Jr.-2L	San Antonio, Texas (Roosevelt HS)
Bailey, N'Keal	13	CB	5-11	165	Fr.-HS	Princeton, Texas (Princeton HS)
Baker, Trevor	26	CB	6-2	190	Jr.-TR	Prather, Calif. (Sierra HS/Fresno [Calif.] CC)
Bayliss, Matt	49	DS	6-6	220	Fr.-HS	Tulsa, Okla. (Holland Hall HS)
Berry, Cody	3	S	5-11	210	Sr.-1L	Cedar Hill, Texas (Cedar Hill HS/Pierce [Calif.] JC)
Bias, Kenny	81	WR	6-1	175	So.-1L	San Antonio, Texas (Stevens HS)
Blow, Fred	29	CB	5-9	180	So.-TR	Humble, Texas (Atascocita HS/Air Force)
Brooks, Codie	94	DE	6-1	250	Fr.-RS	Seguin, Texas (Seguin HS)
Broussard, Tevin	23	S	6-0	190	Jr.-TR	Beaumont, Texas (Central HS/Blinn [Texas] JC)
Brown, Andre	20	CB	5-11	170	Jr.-TR	Tampa, Fla. (Alonso HS/College of the Desert [Calif.]
Burge, Richard	61	DT	6-3	290	Jr.-2L	Houston, Texas (Strafford HS)
Bynum, Jerry	39	RB	5-11	200	Fr.-RS	Houston, Texas (Alief Elsik HS)
Carter, Tucker	6	QB	6-3	225	Jr.-RS	Allen, Texas (Allen HS/Trinity Valley [Texas] CC)
Cavanaugh, William	63	C	6-1	300	So.-SQ	New Braunfels, Texas (Canyon HS)
Chavez, Justin	30	S	5-10	180	Fr.-HS	Irving, Texas (MacArthur HS)
Cole, Cody	71	OT	6-5	285	Fr.-RS	Fort Myers, Fla. (Bishop Verot HS)
Coleman, Treston	4	RB	5-10	245	Fr.-RS	Frankston, Texas (Frankston HS)
Conque, Zach	2	QB	6-4	225	Fr.-RS	Little Rock, Ark. (Catholic HS)
Curry, Marcos	53	LB	5-11	215	Fr.-HS	Round Rock, Texas (Stony Point HS)
Dahlquist, Chase	33	S	6-0	190	Fr.-HS	Tulsa, Okla. (Union HS)
Darragh, Reed	74	OG	6-4	280	Fr.-HS	Buda, Texas (Hayes HS)
Davis, Raleigh	10	WR	5-9	150	Fr.-RS	San Angelo, Texas (Central HS)
Dean, Blake	23	TE	6-1	240	So.-TR	Temple, Texas (Temple HS/West Texas A&M)
Delgado, Alex	77	OT	6-5	305	Fr.-RS	Boerne, Texas (Boerne HS)
Dobbins, Dondre	16	S	6-0	205	Fr.-HS	Scotlandville, La. (Scotlandville HS)
Douglas, Drew	32	LB	6-1	225	So.-SQ	Garland, Texas (Sachse HS)
Eddins, Justyn	45	DE	6-3	250	Jr.-TR	Newhall, Calif. (Hart HS/College of the Canyons [Calif.]
Egwuagu, Michael	8	S	6-0	215	Fr.-HS	Pflugerville, Texas (Connally HS)
Farmer, Luke	37	S	6-2	190	Fr.-HS	San Antonio, Texas (O'Connor HS)
Freeman, Brandon	84	WR	5-10	175	Jr.-2L	Cameron, Texas (Yoe HS/New Mexico State)
Glasco II, David	11	RB	5-10	200	Jr.-2L	San Antonio, Texas (Wagner HS)
Gray, Jordan	70	OT	6-2	260	So.-SQ	Fort Worth, Texas (Trimble Tech HS)
Grubb, Aaron	88	WR	5-8	170	So.-1L	La Vernia, Texas (La Vernia HS)
Grubb, Seth	86	WR	5-9	185	Jr.-2L	La Vernia, Texas (La Vernia HS)
Guerrero, Brandon	54	LB	6-1	240	Sr.-1L	Lake Elsinore, Calif. (Lakeside HS/Fullerton [Calif.] JC)
Hadlock, Gage	48	S	5-11	200	Fr.-RS	New Braunfels, Texas (Canyon HS)
Harris, Cody	68	OT	6-5	300	Jr.-2L	Spring Branch, Texas (Smithson Valley HS)
Harris, Jarron	90	DE	6-3	250	Sr.-1L	Leander, Texas (Leander HS/Angelo State)
Harrison, Kenny	18	WR	5-9	170	Jr.-2L	Linden, Texas (Linden-Kildare HS)
Hartley, Kevin	93	TE	6-6	235	Sr.-TR	Spring, Texas (Klein Collins HS/Collin [Texas] JC/Gardner-Webb)
Henricks, Aneas	6	CB	5-11	170	Fr.-HS	Bastrop, Texas (Bastrop HS)
Hesler, Sean	19	WR	5-11	175	So.-SQ	Marion, Texas (Marion HS)
Hester, Zach	66	OG	6-4	315	So.-1L	Houston, Texas (Aldine HS)
Hicks, Cole	80	WR	6-1	180	Sr.-2L	Bandera, Texas (Bandera HS/West Texas A&M)
Holmes, Earon	12	WR	6-4	190	Jr.-2L	San Antonio, Texas (Brackenridge HS)
Hubble, Cole	83	TE	6-2	235	Jr.-2L	Bandera, Texas (Bandera HS)
Ianno, Sean	92	PK	6-3	215	Jr.-1L	Pflugerville, Texas (Pflugerville HS)
Inskeep, Scott	79	OG	6-4	300	Jr.-2L	McAllen, Texas (McAllen HS)
Jeters, Jens	42	LB	6-1	240	So.-TR	Simi Valley, Calif. (Simi Valley HS/Pierce [Calif.] JC)
Johnson, Drew	57	DS	6-0	220	Jr.-SQ	Denton, Texas (Guyer HS/Sam Houston State)
Johnston, Nic	22	S	6-2	210	Jr.-2L	Coppell, Texas (Coppell HS)

2013 UTSA FOOTBALL ALPHABETICAL ROSTER



Name	#	Pos.	Ht.	Wt.	Yr.-Exp.	Hometown (High School/Previous School)
Jones, Kam	1	WR	5-11	190	Jr.-2L	Edna, Texas (Edna HS)
King, Brian	10	S	6-1	195	Jr.-1L	Orlando, Fla. (Evans HS/Hutchinson [Kan.] CC)
Kurfehs, Steven	44	LB	6-2	230	Sr.-2L	San Antonio, Texas (O'Connor HS/Eastern New Mexico)
Laufer, Cade	46	TE	6-2	230	So.-SQ	Houston, Texas (Westside HS)
Lee Jr., Anthony	75	DT	6-1	280	Fr.-HS	Missouri City, Texas (Marshall HS)
Leonard, Nate	55	C	6-0	280	Jr.-2L	McKinney, Texas (McKinney HS)
Lerch, Miles	89	WR	5-10	170	Fr.-RS	Houston, Texas (St. Thomas HS)
Lizcano, Joseph	31	S	5-11	210	Jr.-2L	Schertz, Texas (Clemens HS)
Mabry, Ashaad	97	DT	6-3	315	Jr.-2L	San Antonio, Texas (MacArthur HS)
Mack, Marcellus	9	WR	6-0	195	Jr.-2L	Giddings, Texas (Giddings HS)
Macon, Ferrington	58	DT	5-11	305	Jr.-2L	Corpus Christi, Texas (Carroll HS)
McKinney, Kyle	67	OG	6-4	300	Fr.-HS	Boerne, Texas (Champion HS)
Medrano, Jesse	59	DS	5-9	220	Jr.-2L	San Antonio, Texas (Jay HS)
Menn, Travis	14	QB	6-4	210	Jr.-SQ	San Antonio, Texas (Roosevelt HS)
Miller, Dalton	56	LB	5-11	220	So.-1L	San Antonio, Texas (Warren HS)
Moeller, Jeremiah	85	TE	6-2	245	Sr.-2L	New Braunfels, Texas (Canyon HS)
Monroe, Josiah	15	WR	5-6	170	Jr.-2L	Bastrop, Texas (Bastrop HS)
Morgan, David	82	TE	6-4	260	So.-1L	Marble Falls, Texas (Marble Falls HS)
Neill, Jason	96	DE	6-2	260	Jr.-2L	Flower Mound, Texas (Marcus HS)
Nelson, Skylar	99	DE	6-3	250	Fr.-HS	San Antonio, Texas (Alamo Heights HS)
Okotcha, Bennett	21	CB	6-0	195	So.-SQ	Coppell, Texas (Coppell HS/Oklahoma)
Okotcha, Evans	36	RB	5-9	220	Sr.-2L	Coppell, Texas (Coppell HS/Portland State)
O'Neal, Tank	34	LB	6-0	210	Fr.-HS	Grand Prairie, Texas (South Grand Prairie HS)
Owens, Breyun	62	OG	6-2	350	Fr.-HS	Grand Prairie, Texas (South Grand Prairie HS)
Perez, Juan	60	C	6-2	275	Fr.-HS	North Richland Hills, Texas (Birdville HS)
Portillo, Daniel	14	PK/P	6-0	160	Fr.-HS	Pflugerville, Texas (Connally HS)
Price, Brian	91	DT	6-3	315	So.-TR	Lafayette, Ind. (McCutcheon HS/Hancock [Calif.] JC)
Rion, Payton	51	OG	6-3	285	Jr.-1L	Bulverde, Texas (Smithson Valley HS)
Ritter, Will	40	DE	6-1	235	Sr.-2L	Odessa, Texas (Permian HS/Western Illinois)
Roberson, Michael	65	OT	6-3	300	So.-SQ	Pflugerville, Texas (Pflugerville HS)
Robichaux, Ragan	35	S	6-1	190	So.-TR	Kingwood, Texas (Park HS/Northwestern State)
Robinson, Austin	3	QB	6-3	220	Fr.-HS	Houston, Texas (Episcopal HS)
Rogers, Cody	43	DE	6-0	250	Jr.-2L	San Antonio, Texas (Brandeis HS)
Salinas, Kris	72	OT	6-3	280	Fr.-HS	San Antonio, Texas (Southwest HS)
Sanchez, Mauricio	25	S	6-0	195	Jr.-2L	San Antonio, Texas (Warren HS)
Schwanenberg, George	44	RB	5-11	205	Fr.-HS	Spring Branch, Texas (Smithson Valley HS)
Shaw, Nate	27	RB	5-11	235	Jr.-2L	Austin, Texas (Anderson HS)
Simmons, John	16	WR	6-2	205	Jr.-SQ	New Braunfels, Texas (New Braunfels HS)
Simpson, CheRod	41	RB	5-10	205	Sr.-2L	Oakland, Calif. (Bishop O'Dowd HS/Texas A&M-Commerce)
Singletary, Robert	50	DE	6-2	250	Jr.-SQ	Kingwood, Texas (Kingwood HS/Baylor)
Soza, Eric	8	QB	6-0	210	Sr.-2L	Beeville, Texas (Jones HS/Texas State)
Starling, Darrien	24	CB	5-9	195	Jr.-2L	Tyler, Texas (John Tyler HS)
Stern, Kristian	38	P/PK	5-11	185	Jr.-1L	San Antonio, Texas (Alamo Heights HS)
Stevens, Trevor	87	TE	6-4	250	Fr.-RS	Friendswood, Texas (Friendswood HS)
Swanson, Brent	69	OG	5-11	270	Fr.-RS	Corpus Christi, Texas (Carroll HS)
Taylor, Aron	17	WR	6-1	200	Fr.-HS	San Antonio, Texas (Warren HS)
Terry, Blake	52	LB	5-11	220	Jr.-2L	Denton, Texas (Guyer HS)
Vaughn, Brian	13	RB	5-6	180	So.-SQ	Fort Worth, Texas (All Saints HS)
Wade, Triston	7	S	5-11	165	Jr.-2L	Tyler, Texas (John Tyler HS)
Walker, Josh	76	OT	6-3	295	Jr.-1L	League City, Texas (Clear Springs HS)
Ward, Josh	47	PK/P	5-10	220	Jr.-2L	Pleasanton, Texas (Pleasanton HS)
Wilburn, Terrance	28	RB	6-0	215	So.-1L	San Marcos, Texas (San Marcos HS)
Williams, Jarveon	20	RB	5-9	195	Fr.-HS	Converse, Texas (Judson HS)



Roster By State

Texas	92
California	5
Florida	3
Oklahoma	2
Arkansas	1
Indiana	1
Louisiana	1
Maryland	1

Seniors (11)

Cody Berry
 Brandon Guerrero
 Jarron Harris
 Kevin Hartley
 Cole Hicks
 Steven Kurfels
 Jeremiah Moeller
 Evans Okotcha
 Will Ritter
 CheRod Simpson
 Eric Soza

Juniors (43)

Crosby Adams
 Kevin Adams
 Brandon Armstrong
 Trevor Baker
 Tevin Broussard
 Andre Brown
 Richard Burge
 Tucker Carter
 Justyn Eddins
 Brandon Freeman
 David Glasco II
 Seth Grubb
 Cody Harris
 Kenny Harrison

Earon Holmes
 Cole Hubble
 Sean Ianno
 Scott Inskeep
 Drew Johnson
 Nic Johnston
 Kam Jones
 Brian King
 Nate Leonard
 Joseph Lizcano
 Ashaad Mabry
 Marcellus Mack
 Ferrington Macon
 Jesse Medrano
 Travis Menn
 Josiah Monroe
 Jason Neill
 Payton Rion
 Cody Rogers
 Mauricio Sanchez
 Nate Shaw
 John Simmons
 Robert Singletary
 Darrien Starling
 Kristian Stern
 Blake Terry
 Triston Wade
 Josh Walker
 Josh Ward

Sophomores (19)

Kenny Bias
 Fred Blow
 William Cavanaugh
 Blake Dean
 Drew Douglas
 Jordan Gray
 Aaron Grubb
 Sean Hesler
 Zach Hester
 Jens Jeters
 Cade Laufer
 Dalton Miller
 David Morgan
 Bennett Okotcha
 Brian Price
 Michael Roberson
 Ragan Robichaux
 Brian Vaughn
 Terrance Willburn

Freshmen (33)

N'Keal Bailey
 Matt Bayliss
 Codie Brooks
 Jerry Bynum
 Justin Chavez
 Cody Cole

Treston Coleman
 Zach Conque
 Marcos Curry
 Chase Dahlquist
 Reed Darragh
 Raleigh Davis
 Alex Delgado
 Dondre Dobbins
 Michael Egwuagu
 Luke Farmer
 Gage Hadlock
 Aneas Henricks
 Anthony Lee Jr.
 Miles Lerch
 Kyle McKinney
 Skylar Nelson
 Kenneth O'Neal
 Breyun Owens
 Juan Perez
 Daniel Portillo
 Austin Robinson
 Kris Salinas
 George Schwanenberg
 Trevor Stevens
 Brent Swanson
 Aron Taylor
 Jarveon Williams

2013 UTSA FOOTBALL STARTERS BREAKDOWN

STARTERS RETURNING (20)



OFFENSE (10)

Pos.	#	Name	Ht.	Wt.	Yr.-Exp.	Hometown (High School/Previous School)
QB	8	Eric Soza	6-0	210	Sr.-2L	Beeville, Texas (Jones HS/Texas State)
RB	11	David Glasco II	5-10	200	Jr.-2L	San Antonio, Texas (Wagner HS)
WR	1	Kam Jones	5-11	190	Jr.-2L	Edna, Texas (Edna HS)
WR	12	Earon Holmes	6-4	190	Jr.-2L	San Antonio, Texas (Brackenridge HS)
TE	83	Cole Hubble	6-2	235	Jr.-2L	Bandera, Texas (Bandera HS)
TE	85	Jeremiah Moeller	6-2	245	Sr.-2L	New Braunfels, Texas (Canyon HS)
C	55	Nate Leonard	6-0	280	Jr.-2L	McKinney, Texas (McKinney HS)
OG	79	Scott Inskip	6-4	300	Jr.-2L	McAllen, Texas (McAllen HS)
OG/T	68	Cody Harris	6-5	300	Jr.-2L	Spring Branch, Texas (Smithson Valley HS)
OG/T	76	Josh Walker	6-3	295	Jr.-1L	League City, Texas (Clear Springs HS)

DEFENSE (8)

Pos.	#	Name	Ht.	Wt.	Yr.-Exp.	Hometown (High School/Previous School)
DE	40	Will Ritter	6-1	235	Sr.-2L	Odessa, Texas (Permian HS/Western Illinois)
DT	58	Ferrington Macon	5-11	305	Jr.-2L	Corpus Christi, Texas (Carroll HS)
DE	43	Cody Rogers	6-0	250	Jr.-2L	San Antonio, Texas (Brandeis HS)
LB	44	Steven Kurfehs	6-2	230	Sr.-2L	San Antonio, Texas (O'Connor HS/Eastern New Mexico)
S	3	Cody Berry	5-11	210	Sr.-1L	Cedar Park, Texas (Cedar Park HS/Pierce [Calif.] JC)
S	22	Nic Johnston	6-2	210	Jr.-2L	Coppell, Texas (Coppell HS)
S	14	Triston Wade	5-11	165	Jr.-2L	Tyler, Texas (John Tyler HS)
CB	24	Darrien Starling	5-9	195	Jr.-2L	Tyler, Texas (John Tyler HS)

SPECIAL TEAMS (2)

Pos.	#	Name	Ht.	Wt.	Yr.-Exp.	Hometown (High School/Previous School)
P	38	Kristian Stern	5-11	185	Jr.-1L	San Antonio, Texas (Alamo Heights HS)
PK	92	Sean Ianno	6-3	215	Jr.-1L	Pflugerville, Texas (Pflugerville HS)

STARTERS LOST (4)

OFFENSE (1)

Pos.	#	Name	Ht.	Wt.	Hometown (High School/Previous School)
OG	78	Patrick Hoog	6-4	305	Castroville, Texas (Medina Valley HS/Oklahoma State)

DEFENSE (3)

Pos.	#	Name	Ht.	Wt.	Hometown (High School/Previous School)
DT	64	Franky Anaya	6-2	280	Thousand Oaks, Calif. (Thousand Oaks HS/ Pierce [Calif.] JC)
LB	53	Brandon Reeves	5-11	220	Santa Clarita, Calif. (Canyon HS/Pierce [Calif.] JC)
CB	17	Erik Brown	5-10	190	Converse, Texas (Saguaro [Ariz.] HS/Fresno State)

PRONUNCIATION GUIDE

Richard Burge _____ (rhymes with "SURGE")	Jeremiah Moeller _____ MIL - ler
Zach Conque _____ CONK	Neal Neathery _____ NETH - er - ee
Justyn Eddins _____ ED - ins	Bennett/Evans Okotcha _____ o - KOTCH - ah
Perry Eliano _____ EL - ee - ah - no	Breyun Owens _____ BREE - on
Michael Egwuagu _____ egg - woo - AH - goo	Payton Rion _____ RYAN
Earon Holmes _____ AARON	CheRod Simpson _____ sha - ROD
Sean Ianno _____ i - AHN - no	Coppell _____ co - PELL
Steven Kurfehs _____ KUR - fess	Pflugerville _____ FLEW - ger - ville
Ashaad Mabry _____ ah - SHAHD	



2013 UTSA FOOTBALL DEPTH CHART

Offense (Multiple)

WR (X)	84	Brandon Freeman (5-10, 175, Jr.-2L)	18/11
	81	Kenny Bias (6-1, 175, So.-1L)	8/2
-or-	12	Earon Holmes (6-4, 190, Jr.-2L)	18/8
LT	68	Cody Harris (6-5, 300, Jr.-2L)	22/20
	71	Cody Cole (6-5, 285, Fr.-RS)	0/0
LG	79	Scott Inskeep (6-4, 300, Jr.-2L)	22/21
	74	Reed Darragh (6-4, 280, Fr.-HS)	0/0
C	55	Nate Leonard (6-0, 280, Jr.-2L)	22/22
	63	William Cavanaugh (6-1, 300, So.-SQ)	2/0
RG	66	Zach Hester (6-4, 315, So.-1L)	11/1
	51	Payton Rion (6-3, 285, Jr.-1L)	14/7
RT	76	Josh Walker (6-3, 295, Jr.-1L)	15/12
	70	Jordan Gray (6-2, 260, So.-SQ)	6/0
TE	85	Jeremiah Moeller (6-2, 245, Sr.-2L)	22/13
	83	Cole Hubble (6-2, 235, Jr.-2L)	18/5
QB	8	Eric Soza (6-0, 210, Sr.-2L)	20/20
	6	Tucker Carter (6-3, 225, Jr.-RS)	0/0
TB	11	David Glasco II (5-10, 200, Jr.-2L)	22/20
	36	Evans Okotcha (5-9, 220, Sr.-2L)	22/7
FB	27	Nate Shaw (5-11, 235, Jr.-2L)	21/4
	28	Terrance Wilburn (6-0, 215, So.-1L)	8/0
WR (Z)	1	Kam Jones (5-11, 190, Jr.-2L)	22/18
	9	Marcellus Mack (6-0, 195, Jr.-2L)	22/7
WR (H)	88	Aaron Grubb (5-8, 170, So.-1L)	10/0
(SLOT)	18	Kenny Harrison (5-9, 170, Jr.-2L)	20/3

Defense (4-2-5)

DE	43	Cody Rogers (6-0, 250, Jr.-2L)	19/12
	96	Jason Neill (6-2, 260, Jr.-2L)	20/6
DT	61	Richard Burge (6-3, 290, Jr.-2L)	21/9
	91	Brian Price (6-3, 315, So.-TR)	0/0
DT	97	Ashaad Mabry (6-3, 315, Jr.-2L)	22/6
	58	Ferrington Macon (5-11, 305, Jr.-2L)	22/15
DE	90	Jarron Harris (6-3, 250, Sr.-1L)	12/7
	50	Robert Singletary (6-2, 250, Jr.-SQ)	0/0
MLB	32	Drew Douglas (6-1, 225, So.-SQ)	6/0
(MIKE)	52	Blake Terry (5-11, 220, Jr.-2L)	21/4
OLB	44	Steven Kurfehs (6-2, 230, Sr.-2L)	19/18
(HAWK)	42	Jens Jeters (6-1, 240, So.-TR)	0/0
SS	22	Nic Johnston (6-2, 210, Jr.-2L)	21/18
(DAWG)	31	Joseph Lizcano (5-11, 210, Jr.-2L)	15/0
SS	3	Cody Berry (5-11, 210, Sr.-1L)	7/6
(ROVER)	10	Brian King (6-1, 195, Jr.-1L)	12/0
FS	7	Triston Wade (5-11, 165, Jr.-2L)	22/16
	23	Tevin Broussard (6-0, 190, Jr.-TR)	0/0
CB	24	Darrien Starling (5-9, 195, Jr.-2L)	21/20
	21	Bennett Okotcha (6-0, 195, So.-SQ)	0/0
CB	4	Crosby Adams (5-9, 180, Jr.-2L)	22/7
	20	Andre Brown (5-11, 170, Jr.-TR)	0/0


(AS OF SUNDAY, AUG. 4)

Special Teams

FG/PAT	92	Sean Ianno (6-3, 215, Jr.-1L)	16
	38	Kristian Stern (5-11, 185, Jr.-1L)	13
H	86	Seth Grubb (5-9, 185, Jr.-2L)	22
	2	Zach Conque (6-4, 225, Fr.-RS)	0
P	47	Josh Ward (5-10, 220, Jr.-2L)	18
-or-	38	Kristian Stern (5-11, 185, Jr.-1L)	13
DS	59	Jesse Medrano (5-9, 220, Jr.-2L)	20
	57	Drew Johnson (6-0, 220, Jr.-SQ)	2

KO	92	Sean Ianno (6-3, 215, Jr.-1L)	16
	47	Josh Ward (5-10, 220, Jr.-2L)	18
KR	1	Kam Jones (5-11, 190, Jr.-2L)	22
	81	Kenny Bias (6-1, 175, So.-1L)	9
PR	18	Kenny Harrison (5-9, 170, Jr.-2L)	20
	88	Aaron Grubb (5-8, 170, So.-1L)	10

denotes number of career games played / starts



MEET THE STAFF



LARRY COKER

**HEAD COACH
THIRD SEASON
(NORTHEASTERN [OKLA.] ST. • 1970)**

Hired to start the UTSA football program from scratch on March 6, 2009, Larry Coker has brought immediate success and unprecedented regional and national exposure to UTSA.

A two-time national coach of the year, Coker has guided the Roadrunners to a 12-10 record through their first two seasons of play. Five players have earned all-league honors, including 2012 first-team All-Western Athletic Conference (WAC) defensive back Triston Wade, while 14 have been named academic all-conference.

UTSA surprised most preseason prognosticators in 2012, as the youthful squad with just six seniors reeled off five consecutive wins to start the season and finished with an 8-4 overall record and 3-3 mark in its first and only season in the WAC. It was highlighted by the program's first-ever road and Football Bowl Subdivision (FBS) win in a thrilling 33-31 decision at South Alabama in the season opener, the first conference victory in the 35-14 win at New Mexico State in the WAC lid-lifter and a 38-31 victory against I-35 rival Texas State in the finale before a season-high 39,032 fans at the Alamodome.

UTSA, which led the WAC in average home attendance (29,226), saw five players earn all-conference accolades, including Wade at first-team defensive back. Defensive tackle Franky Anaya, offensive guard Scott Inskeep and linebackers Steven Kurfehs and Brandon Reeves all landed on the second team. Fourteen Roadrunners were tabbed Academic All-WAC for holding a 3.0-or-higher cumulative grade-point average.

Coker guided UTSA, which will be a full-fledged FBS program and bowl eligible in 2014, to a 4-6 record in its inaugural season in 2011 despite having a team comprised largely of sophomores and freshmen. The attention and

excitement surrounding the Roadrunners was evidenced by the fan support, as UTSA set NCAA startup program records for inaugural game (56,743) and average home (35,521) attendance.

Coker has made national headlines for the program since arriving in the Alamo City in March 2009. Numerous national stories and "UTSA Football: The Birth of a Program" — a six-part series that aired on FOX Sports (FS) Southwest — have depicted the former Miami head coach's effort to build an FBS team from scratch. The program's weekly magazine show, "UTSA Football Insider," began airing during the 2012

season on FS Southwest and Comcast SportsNet Houston.

The Okemah, Okla., native also played a key role in helping UTSA land invitations to the WAC and Conference USA, which it joined on July 1, 2013, and he has helped compile future non-conference schedules that include some of college football's heavy hitters.

Coker's expertise has been recognized by his coaching colleagues, as he

served as an assistant coach for Team Texas under former Dallas Cowboys standout Bill Bates in the 2011 NFL Players Association Game, which featured draft-eligible senior college players. He also has been a guest speaker at numerous coaching conventions.

Before UTSA named Coker its first head coach, he spent two seasons as a college football analyst for ESPN.

Prior to that, Coker arguably was one of the nation's top head coaches from 2001-06 at Miami (Fla.). He posted a 60-15 record (.800) in his six seasons, including wins in his first 24 games (first coach since Walter Camp in 1888-89 to do so), and led the Hurricanes to the 2001 National Championship in his first season, becoming just the second



Larry Coker, a two-time National Coach of the Year, guided UTSA to an 8-4 record in just its second season in 2012.



THE LARRY COKER FILE

Personal

Full name: Larry Edward Coker
Family: Wife, Dianna; Daughter, Lara
Hometown: Okemah, Okla.

Coaching Career

Career record: 72-25 (.742) in eight seasons
2009-present: UTSA, head coach
2001-06: Miami (Fla.), head coach
1996-2000: Miami (Fla.), offensive coordinator
1995: Ohio State, assistant coach
1993-94: Ohio State, assistant coach
1990-92: Oklahoma, offensive coordinator
1983-89: Oklahoma State, offensive coordinator
1980-82: Tulsa, offensive coordinator
1979: Tulsa, assistant coach
1977-78: Claremore (Okla.) High School, head coach
1971-76: Fairfax (Okla.) High School, head coach

Honors

2002 *American Football Monthly* National Coach of the Year
2001 AFCA/National Sportscasters & Sportswriters Association National Coach of the Year
2005 AFCA Region 5 Coach of the Year
2001 AFCA Region 2 Coach of the Year
2001-02 Big East Coach of the Year
2002 Eddie Robinson Coach of Distinction

Highlights

- Guided UTSA to an 8-4 record in just its second season
- Led Miami (Fla.) to the 2001 BCS National Championship, the first rookie head coach in 53 years and only second ever to lead a team to the title
- First coach since Walter Camp (1888-89) to go undefeated through first 24 games as a head coach
- Has coached 26 first-team All-Americans and 97 first-team all-conference picks
- Has mentored 87 academic all-conference honorees

Playing Experience

1966-69: Northeastern (Okla.) State, defensive back

Education

- Master's degree in guidance counseling and physical education, Northeastern State, 1973
- Bachelor's degree in history, Northeastern State, 1970



coach in NCAA history to do so and the first in 53 years.

Coker was a two-time National Coach of the Year (2001-02), American Football Coaches Association (AFCA) Region Coach of the Year (2001, '05) and Big East Coach of the Year (2001-02) honoree.

He led the Hurricanes to a pair of Bowl Championship Series (BCS) title game appearances, three BCS bowl games, a total of six bowl contests overall and three consecutive Big East Conference Championships from 2001-03 during his tenure.

Coker has coached 26 first-team All-Americans and 97 first-team all-conference picks during his career and also has mentored 87 student-athletes who earned academic

Coker's Year-by-Year Record

YEAR	SCHOOL	RECORD	BOWL GAME
2001	Miami (Fla.)	12-0	Rose (W)
2002	Miami (Fla.)	12-1	Fiesta (L)
2003	Miami (Fla.)	11-2	Orange (W)
2004	Miami (Fla.)	9-3	Peach (W)
2005	Miami (Fla.)	9-3	Peach (L)
2006	Miami (Fla.)	7-6	MPC Computers (W)
2011	UTSA	4-6	—
2012	UTSA	8-4	—
Totals	8 seasons	72-25 (.742)	Bowl Record: 4-2

all-conference accolades. In fact, his 2005 Miami team graduated all 21 players, a total higher than any other program in the country, and the Hurricanes' 84-percent graduation rate a year earlier was far higher than the national average. His teams annually were honored for their excellence in the classroom by the AFCA.

Coker has been successful in every stop of his 38-year coaching career, including 22 seasons as an assistant at the collegiate level. He has been on college teams that have made a total of 18 bowl appearances and those squads have been victorious 14 times.



Larry Coker guided the Miami Hurricanes to the 2001 National Championship, capping a 12-0 season with a 37-14 victory over Nebraska in the Rose Bowl.

He served as Miami's offensive coordinator and quarterbacks coach from 1995-2000 and the Hurricanes won all four of their bowl games during that time.

Prior to his arrival at Miami, Coker spent two seasons at Ohio State (1993-94) as defensive backs coach. The Buckeyes participated in two bowl games during his tenure and were the 1993 Big Ten Co-Champions.

From 1990-92, he was the offensive coordinator at Oklahoma and the Sooners posted two bowl victories while he was there.

Before heading to Norman, Coker spent seven seasons as the offensive coordinator at Oklahoma State from 1983-89. In his seven seasons with the Cowboys, he coached 1988 Heisman Trophy winner Barry Sanders and the team won four bowl games.

Coker first made the jump to Division I with Tulsa in 1979 as the offensive backfield coach. He was promoted to offensive coordinator in 1980 and served in that role for three seasons. The Golden Hurricane won three Missouri Valley Conference Championships during his four-year stay.



Larry Coker and Athletics Director Lynn Hickey pose with a commemorative football at his introductory press conference.

PROMINENT PLAYERS COACHED

Miami (1996-2006)

Phillip Buchanon
Vernon Carey
Ken Dorsey
Daniel "Bubba" Franks
Joaquin Gonzalez
Frank Gore
James Jackson
Edgerrin James
Kelly Jennings
William Joseph
Andre Johnson
K.C. Jones
Jerome McDougle
Willis McGahee
Bryant McKinnie
Santana Moss
Sinorice Moss
Clinton Portis
Ed Reed
Antrel Rolle
Mike Rumph
Jeremy Shockey
Sean Taylor
Jonathan Vilma
Reggie Wayne
Vince Wilfork
D.J. Williams
Kellen Winslow II
Eric Winston

Ohio State (1993-95)

Joey Galloway
Eddie George
Terry Glenn
Raymont Harris
Bobby Hoying
Orlando Pace

Oklahoma (1990-92)

Dewell Brewer
Mike Gaddis
Cale Gundy

Oklahoma State (1983-89)

Earnest Anderson
Hart Lee Dykes
Mike Gundy
Barry Sanders
Thurman Thomas

Tulsa (1979-82)

Micheal Gunter
Ken Lacy

He graduated with a bachelor's degree in history from Northeastern (Okla.) State University in 1970 and earned his master's in guidance counseling and physical education three years later from the same school.

Coker and his wife, Dianna, are the parents of a daughter, Lara, and they are the grandparents of twin boys, Daniel and Dillon.



The Coker Family: Larry, Tedd Goldmann, Lara Goldmann, Dianna Coker, Daniel & Dillon Goldmann



KEVIN BROWN

Offensive Coordinator

Quarterbacks

Third Season

(TCU • 2002)

Kevin Brown is in his second season as offensive coordinator and quarterbacks coach and third year in the Alamo City overall. Brown coached the program's tight ends during the inaugural 2011 campaign.

Brown helped lead UTSA to an 8-4 overall record and a 3-3 mark in its first and only season in the Western Athletic Conference (WAC) in 2012. The campaign was highlighted by historic wins against South Alabama, the program's first road and Football Bowl Subdivision (FBS) victory, and New Mexico State, its first league win. The offense averaged 31.2 points and 390.2 yards (159.2 rush/231.0 pass) per game and scored 44 touchdowns. He tutored the quarterbacks to 2,772 yards and 23 TDs through the air against only six interceptions, as the group combined for a 141.46 efficiency rating. Offensive guard Scott Inskeep earned second-team All-WAC accolades.

The Waco native helped the Roadrunners to a 4-6 record in 2011. The offense averaged 26.6 points and 364.5 yards (144.8 rush/219.7 pass) per game and scored 31 touchdowns during their inaugural campaign. UTSA's tight ends accounted for 262 receiving yards and a pair of TDs, with freshman David Morgan tallying 214 and both scores on 13 catches. The unit also helped the Birds accumulate 1,448 yards and 16 TDs on the ground.

Brown came to UTSA from Texas State, where he served as the Bobcats' receivers coach for the previous four seasons.

Brown helped the Bobcats set numerous school records during his four years in San Marcos. In 2009, wide receiver Da'Marcus Griggs set the newest standard with 80 receptions en route to earning second-team All-Southland Conference honors. All totaled, Brown's wide receivers unit combined to catch 203 passes for 2,657 yards and 21 touchdowns that



THE KEVIN BROWN FILE

Coaching Career

2012-present: UTSA, offensive coordinator

2011: UTSA, assistant coach

2007-10: Texas State, assistant coach

2003-06: TCU, graduate assistant

Playing Experience

1998-2002: TCU, wide receiver

Education

- Master's degrees in education administration and liberal arts, TCU
- Bachelor's degree in business management, TCU, 2002

Personal

Family: Wife, Erika

season.

A year earlier, Cameron Luke was named a third-team All-American after posting 73 receptions for two more records of 1,268 yards and 17 touchdowns. Luke broke his original record that he set in 2007 with 60 catches for 1,035 yards and 12 TDs and was named first-team all-conference.

Brown's corps combined to catch 185 passes for 2,800 yards and 27 touchdowns in 2008, and in 2007, his receivers caught 137 passes for 1,825 yards and 17 scores.

Prior to his tenure at Texas State, Brown was an offensive graduate assistant coach at TCU, his alma mater, for three seasons. Among his responsibilities at TCU were working with the Horned Frogs' offensive linemen, film breakdown of opposing defenses and charting the opposition's defense from the press box on game days.

During his playing career as a wide receiver at TCU from 1998-2002, Brown caught 39 passes for 567 yards, an average of 14.5 yards per reception. He caught a career-high 16 passes for 208 yards as a senior in 2002 and also had four touchdown receptions during his career.

Brown was a member of five bowl teams. The Horned Frogs defeated USC, 28-19, at the 1998 Sun Bowl and East Carolina, 28-14, in the 1999 Mobile Alabama Bowl. Brown capped his career as a member of TCU's 2002 Conference USA championship team, which beat Colorado State, 17-3, in the AXA Liberty Bowl.

The Horned Frogs made three more bowl appearances while Brown served on the coaching staff. TCU downed Northern Illinois, 37-7, in the 2006 Poinsettia Bowl and edged Iowa State, 27-24, in the 2005 EV1.net Houston Bowl after falling to Boise State by a score of 34-31 in the 2003 Fort Worth Bowl.

Brown graduated from TCU in 2002 with a bachelor's degree in business management and earned his master's degrees in education administration and liberal arts from TCU.

He is married to the former Erika Davis.



PERRY ELIANO

**Special Teams Coordinator
Safeties**

Third Season

(Stephen F. Austin • 2000)

Perry Eliano is in his third season as an assistant coach at UTSA. He tutors the program's safeties and is in his second year as special teams coordinator.

Eliano helped lead UTSA to an 8-4 overall record and a 3-3 mark in its first and only season in the Western Athletic Conference (WAC) in 2012. The campaign was highlighted by historic wins against South Alabama, the program's first road and Football Bowl Subdivision (FBS) victory, and New Mexico State, its first league win. The defense forced 29 turnovers (16 fumbles/13 interceptions), which led to 22 scores (15 TDs/7 FGs), and free safety Triston Wade garnered first-team All-WAC accolades.

In his first year overseeing special teams, the placekickers combined to make 15-of-19 field goals and all 45 PATs, while Kenny Harrison finished second in the FBS in punt return average (17.3) and had a program-record 79-yard TD return in the season-ending victory against Texas State.

Eliano helped lead the Roadrunners to a 4-6 record during their inaugural campaign in 2011. The defense allowed just 21.4 points and 126.2 yards rushing per game and forced 21 turnovers (11 fumbles, 10 interceptions), which led to 15 scores. His safeties recovered six fumbles — three by Nic Johnston — and picked off five passes. Additionally, three of the team's top five tacklers were in his unit — Mark Waters (68/2nd), Nic Johnston (59/4th) and Mauricio Sanchez (44/5th).

Eliano came to UTSA from Central Arkansas, where he was an assistant coach for defensive backs for five seasons, the first of two tenures with the Bears.

Promoted to associate head coach for the 2010 campaign, Eliano mentored 2007 third-team All-America cornerback Tristan Jackson, 2010 Southland Conference co-Freshman of the Year safety Jestin Love and a total of nine all-conference players during his combined seven seasons in Conway. He also attended the NCAA Coaches Academy in Summer 2010.

Prior to his second stint at UCA, Eliano was the secondary coach at Sam Houston State in 2005, where he coached second-team All-Southland cornerback Derrick Harris.

Central Arkansas first hired Eliano in 2003 as the running backs coach and he then moved over to tutor the team's wide receivers the following season.

In those two years, running back Willie Hopson earned first-team All-Gulf South accolades as a true freshman and wide receiver Mike Norvell, UCA's all-time receptions leader, was tabbed second-team All-Gulf South a year later. The Bears ranked among the top 10 in Division II in scoring and total offense in his final campaign.

THE PERRY ELIANO FILE

Coaching Career

- 2011-present:** UTSA, assistant coach
- 2010:** Central Arkansas, associate head coach
- 2006-09:** Central Arkansas, assistant coach
- 2005:** Sam Houston State, assistant coach
- 2003-04:** Central Arkansas, assistant coach
- 2001-02:** Stephen F. Austin, graduate assistant

Professional Players Coached

Tristan Jackson: Edmonton Eskimos, Saskatchewan Roughriders

Playing Experience

1996-99: Stephen F. Austin, linebacker/safety

Education

- Master's degree in secondary education, Stephen F. Austin, 2003
- Bachelor's degree, Stephen F. Austin, 2000

Personal

Family: Wife, Regenia; sons, Amarai and Evan

Eliano began his coaching career as a graduate assistant coach at his alma mater, Stephen F. Austin, from 2001-02. He helped mentor the defensive backs and running backs in those two seasons and four Lumberjacks were honored by the Southland in his two years in Nacogdoches.

A native of Killeen, Eliano was a four-year starter at both safety and linebacker for SFA from 1996-99. He was the team's Defensive Most Valuable Player and leading tackler in both 1998 and '99. Playing strong safety as a senior, he registered a team-high 99 tackles to help guide the Lumberjacks to the Southland Championship and was named all-conference following that campaign. He also was named the Ralph Todd Award (University Outstanding Male Athlete) winner the following spring.

A standout prep defensive back, Eliano was a three-year letterwinner at Ellison High School from 1993-95. He earned all-state honors following his senior season after helping the Eagles reach the Class 5A state quarterfinals.

Eliano earned his bachelor's degree from Stephen F. Austin in 2000 and a master's in secondary education three years later. He and his wife, Regenia, have two sons, Amari and Evan.





POLO GUTIERREZ

Assistant Coach

Running Backs

Third Season

(New Mexico State • 2009)

A member of the UTSA staff since 2009, former New Mexico State standout Polo Gutierrez is in his third year as the running backs coach.

Gutierrez helped lead UTSA to an 8-4 overall record and a 3-3 mark in its first and only season in the Western Athletic Conference (WAC) in 2012. The campaign was highlighted by historic wins against South Alabama, the program's first road and Football Bowl Subdivision (FBS) victory, and New Mexico State, its first league win. The offense averaged 31.2 points and 390.2 yards (159.2 rush/231.0 pass) per game and scored 44 touchdowns. He mentored the running backs to 1,823 total yards — 1,246 on the ground — and 19 TDs.

Gutierrez helped the Roadrunners to a 4-6 record in 2011. The offense averaged 26.6 points and 364.5 yards (144.8 rush/219.7 pass) per game and scored 31 touchdowns during their inaugural campaign. UTSA's running backs accumulated 958 yards and 12 TDs on the ground and 390 yards and a pair of scores through the air. The running backs also posted a pair of 100-yard games, as Evans Okotcha rushed for 106 in the Bacone victory and Brandon Armstrong tallied 105 vs. Minot State.

During UTSA's Fall 2010 practice season, Gutierrez was a graduate assistant coach for the offense where he tutored the running backs.

Gutierrez came to UTSA from New Mexico State, where he was an assistant strength & conditioning coach in 2009. He also served as an assistant coach for a pair of NFL Player Development Camps and coaches AAU track & field.

A standout offensive lineman at New Mexico State, Gutierrez attended a tryout for the Buffalo Bills and played for the El Paso Generals of the Indoor Football League in 2009.

Gutierrez was a four-year starter for the Aggies from 2005-08. He began his senior season at right guard but switched to right tackle due to injuries along the offensive line. He finished his career by allowing just three sacks in three seasons.

THE POLO GUTIERREZ FILE

Coaching Career

2010-present: UTSA, assistant coach

2010: UTSA, graduate assistant

2009: New Mexico State, assistant strength & conditioning coach

Playing Experience

2005-08: New Mexico State, defensive/offensive lineman

Education

Bachelor's degree in history, New Mexico State, 2009

He started all 13 games at right guard as a junior, helping the offense average 331.9 yards passing and 423.5 total yards (fifth NCAA) per contest. Gutierrez was a part of an offensive line that gave up just 24 sacks on the season.

As a sophomore, Gutierrez started every game at right guard. He helped New Mexico State establish 10 school records, including tying the single-season mark for scoring (374 points). New Mexico State finished third in the NCAA in total offense (475.2 ypg), second in passing offense (399.3 ypg) and 15th in scoring offense (31.2 ppg). The Aggies posted five 400-yard passing games, including three with 500 or more yards, and five 100-yard rushing contests.

He began his career with the Aggies as a defensive lineman, tallying 14 tackles as a freshman.

Gutierrez won numerous awards during his time in Las Cruces, including 2009 Lifter of the Year and 2007 Heavyweight Lifting Champion at the program's annual Night of Champions.

He was born in Laredo but grew up in Corpus Christi, where he was a three-year starter at Carroll High School. Gutierrez played center, guard and tackle and was an all-district selection as a senior. He also was a district champion and state qualifier in the shot put and discus and was named Tigers Athlete of the Year as a senior.





TONY JEFFERY

Assistant Coach

Receivers

Third Season

(Texas • 2007)

A former wide receiver at Texas, Tony Jeffery is in his third season as an assistant coach at UTSA. He tutors the program's receivers.

Jeffery helped lead UTSA to an 8-4 overall record and a 3-3 mark in its first and only season in the Western Athletic Conference (WAC) in 2012. The campaign was highlighted by historic wins against South Alabama, the program's first road and Football Bowl Subdivision (FBS) victory, and New Mexico State, its first league win. The offense averaged 31.2 points and 390.2 yards (159.2 rush/231.0 pass) per game and scored 44 touchdowns. He tutored the receivers to 1,742 yards and 13 TDs receiving and the group also racked up 225 yards on the ground.

Jeffery helped the Roadrunners to a 4-6 record in 2011. The offense averaged 26.6 points and 364.5 yards (144.8 rush/219.7 pass) per game and scored 31 touchdowns during their inaugural campaign. UTSA's receivers accounted for 1,541 yards and 11 TDs, including a team-high 578 yards from Kam Jones and 419 by Brandon Freeman. The unit also posted four 100-yard games, including three by Jones.

Jeffery also oversaw the Roadrunners' special teams during the first season. Sean Ianno made 11 field goals, including a long of 48, and all 31 of his PATs. Kenny Harrison averaged 26.8 yards per kickoff return with a long of 41, while the unit averaged 23.4 yards per return. The special teams also blocked six kicks, three on field goal attempts.

The Houston native served as a quality control coach from 2006-09 for head coach Mack Brown. During his four-year tenure on the Forty Acres, the Longhorns qualified for four consecutive bowl games and finished ranked in the top 10 three times.



THE TONY JEFFERY FILE

Coaching Career

2010-present: UTSA, assistant coach

2006-09: Texas, quality control coach

Professional Players Coached

- Quan Cosby: Cincinnati Bengals, Denver Broncos, Indianapolis Colts (Free Agent)
- Hunter Lawrence: Tampa Bay Buccaneers (Free Agent)
- Aaron Ross: Jacksonville Jaguars, New York Giants (First Round)
- Jordan Shipley: Cincinnati Bengals (Third Round)
- Limas Sweed: Pittsburgh Steelers (Second Round)

Playing Experience

2000-04: Texas, wide receiver

Education

Bachelor's degree in education/youth & community studies, Texas, 2007

Personal

Family: Wife, Connie; Son, Justus

In 2006, Texas won the Alamo Bowl against Iowa and finished No. 13 in both The Associated Press and USA Today Coaches Polls. A year later, the Longhorns captured the Holiday Bowl against Arizona State and ended the season at No. 10 in both polls. The Longhorns won the Fiesta Bowl over Ohio State to finish the 2008 campaign with a 12-1 record, fourth in The AP Poll and third in the Coaches Poll. In 2009, UT finished as the Bowl Championship Series runner-up after a loss to Alabama.

Jeffery was a four-year letterwinner at wide receiver for the Longhorns from 2001-04, where he caught 57 passes for 714 yards (12.5 ypc) and six touchdowns and carried 25 times for 127 yards and a score in his career. The Klein Forest High School product also was a special teams standout, as he blocked four punts, returning two for TDs, and served as the holder.

Jeffery started all 12 games as a senior in 2004, hauling in 33 passes for 437 yards — both team highs — and three TDs and rushing seven times for 47 yards and a score to help UT to a 11-1 record capped by a 38-37 Rose Bowl victory against Michigan. He had eight receptions for 91 yards and a TD as a junior and earned the Whatever It Takes (W.I.T.) Award after helping the Longhorns to a 10-3 season.

As a sophomore, Jeffery caught 11 passes for 112 yards and a score, as Texas posted an 11-2 record and a Cotton Bowl win against LSU. In 2001 as a redshirt freshman, he shared UT's Most Improved Offensive Player Award after tallying 74 receiving yards and a TD on five catches to help the Longhorns to an 11-2 ledger and a victory over Washington in the Holiday Bowl.

Jeffery and his wife, Connie, have a son, Justus.



JIM MARSHALL

**Assistant Coach
Offensive Linemen**

**Third Season
(Tennessee-Martin • 1971)**

A coaching veteran for more than four decades, including nine years as a head coach, Jim Marshall was hired in March 2010 as an assistant coach. He tutors the program's offensive line.

Marshall helped lead UTSA to an 8-4 overall record and a 3-3 mark in its first and only season in the Western Athletic Conference (WAC) in 2012. The campaign was highlighted by historic wins against South Alabama, the program's first road and Football Bowl Subdivision (FBS) victory, and New Mexico State, its first league win. The offense averaged 31.2 points and 390.2 yards (159.2 rush/231.0 pass) per game and scored 44 touchdowns. The offensive line paved the way for 1,911 yards and 21 touchdowns on the ground and allowed just seven sacks in 368 passing attempts. Offensive guard Scott Inskeep earned second-team All-WAC accolades.

He helped the Roadrunners to a 4-6 record in 2011. The offense averaged 26.6 points and 364.5 yards (144.8 rush/219.7 pass) per game and scored 31 touchdowns during their inaugural campaign. The offensive line helped pave the way for 1,448 yards and 16 scores on the ground and allowed just 16 sacks.

Marshall came to UTSA from Incarnate Word, where he served as offensive coordinator and offensive line coach for the Cardinals from 2007-09. He helped UIW to a 5-5 record in its inaugural 2009 season. Marshall was the first assistant coach hired at UIW in 2007 and was instrumental in the development of the program.

Prior to joining the UIW staff, Marshall was an assistant coach at Alabama State in 2005.

Marshall was the head coach at Richmond from 1989-94. In 1992, he guided the Spiders to a 7-4 record, which was a five-win improvement from the previous year. He was named the Yankee Conference Coach of the Year and also received the Richmond Touchdown Club Coach of the Year award following that season. Marshall also was the head coach at Tennessee-Martin (UTM) from 1998-99.

Marshall was an assistant coach at Arkansas State in 2001 and Wyoming in 2000.

He spent two seasons at Memphis as an assistant coach, helping the Tigers pull off an 21-17 upset at No. 6 Tennessee in his second season in 1996.

After spending his first few seasons as a prep coach, Marshall moved into the college ranks as an assistant coach at North Alabama in 1977 before heading to his alma mater, Tennessee-Martin, as offensive coordinator in 1978.

THE JIM MARSHALL FILE

Coaching Career

2010-present: UTSA, assistant coach
2007-09: Incarnate Word, offensive coordinator
2005: Alabama State, assistant coach
2001: Arkansas State, assistant coach
2000: Wyoming, assistant coach
1998-99: Tennessee-Martin, head coach
1995-97: Memphis, assistant coach
1989-94: Richmond, head coach
1988: Tulane, assistant coach
1987: Louisiana Tech, offensive coordinator
1986: UTEP, offensive coordinator
1979-85: Richmond, offensive coordinator
1978: Tennessee-Martin, offensive coordinator
1977: North Alabama, assistant coach

Professional Players Coached

- Adam Goldberg: Minnesota Vikings, St. Louis Rams
- Matt Joyce: Arizona Cardinals, Dallas Cowboys, Detroit Lions, Seattle Seahawks

Playing Experience

1969: Tennessee-Martin
1966-68: Bowling Green

Education

Bachelor's degree in education, Tennessee-Martin, 1971

Personal

Family: Wife, Kay; Sons, Eddie and Greg; Daughter, Nicole

Marshall was offensive coordinator at Richmond from 1979-85, UTEP in 1986 and Louisiana Tech in 1987. He spent one season as an assistant coach at Tulane before he was named head coach at Richmond in 1989.

A native of Crestline, Ohio, Marshall played football (center) and baseball (catcher) at Bowling Green from 1966-68 and UTM in 1969, where he was a Small College All-America catcher. He earned his bachelor's degree in education from Tennessee-Martin in 1971.

Jim and his wife, Kay, have two sons, Eddie and Greg, and one daughter, Nicole.





NEAL NEATHERY

Defensive Coordinator

Linebackers

Third Season

(Wheaton • 1993)

A coaching veteran for two decades, Neal Neathery was hired in March 2010 as UTSA's defensive coordinator and linebackers coach.

Neathery helped lead UTSA to an 8-4 overall record and a 3-3 mark in its first and only season in the Western Athletic Conference (WAC) in 2012. The campaign was highlighted by historic wins against South Alabama, the program's first road and Football Bowl Subdivision (FBS) victory, and New Mexico State, its first league win. The defense forced 29 turnovers (16 fumbles/13 interceptions), which led to 22 scores (15 TDs/7 FGs). Three of the team's top five tacklers were linebackers — Brandon Reeves (1st/95), Steven Kurfehs (4th/71) and Blake Terry (5th/64) — and the unit also combined for 13 tackles for loss and seven sacks. Free safety Triston Wade earned first-team All-WAC accolades, while defensive tackle Franky Anaya and Kurfehs and Reeves were named to the second team.

The Stillwater, Okla., native helped lead the Roadrunners to a 4-6 record during their inaugural campaign in 2011. The defense allowed just 21.4 points and 126.2 yards rushing per game and forced 21 turnovers (11 fumbles, 10 interceptions), which led to 15 scores. Two of the team's top three tacklers were linebackers — Reeves (1st/69), Kurfehs (3rd/61) — and the unit combined for 190 tackles, including 16 for loss and 8.5 sacks, two interceptions (one TD), a pair of fumble recoveries and seven quarterback hurries.

Neathery came to UTSA from Drake, where he served as assistant head coach, defensive coordinator and linebackers coach under head coach Chris Creighton from 2008-09. During his two seasons in Des Moines, Iowa, the Bulldogs posted a 14-8 record and, as defensive coordinator, he guided the Bulldogs to the top 12 in four defensive categories in the final 2009 NCAA Football Championship Subdivision statistics. Drake ranked No. 2 in tackles for loss, averaging 8.8 per game; No. 5 in quarterback sacks, averaging 3.3 per contest; No. 8 in rushing defense, allowing just 90.6



THE NEAL NEATHERY FILE

Coaching Career

2010-present: UTSA, defensive coordinator

2008-09: Drake, assistant head coach/defensive coordinator

2001-07: Wabash (Ind.) College, associate head coach/defensive coordinator

1997-2000: Ottawa (Kan.), defensive coordinator

1994-96: Sterling (Kan.) College, defensive coordinator

Playing Experience

1989-93: Wheaton (Ill.), defensive end

Education

- Master's degree in health & human performance, Fort Hays State, 1995
- Bachelor's degree in business/economics and bible and theology, Wheaton, 1993

Personal

Family: Wife, Rebecca; Sons, Parker and Michael; Daughter, Hannah

yards per outing and 12th in total defense limiting opponents to 276.5 yards per game. Current UTSA defensive graduate assistant coach Benny Morrison was a standout linebacker for Neathery's defense both seasons.

In 2009, Drake matched the best nine-game start in school history (8-1) en route to an 8-3 record and the Bulldogs also finished second in the Pioneer Football League with a 6-2 ledger. Neathery's defense held opponents to 17.1 points per game and posted 39 sacks, eight interceptions and a pair of shutouts.

In his first season, the Bulldogs allowed just 17.8 points and 266.3 yards per contest and registered 14 picks and three white-washings in a 6-5 campaign.

He was the associate head coach at Wabash College from 2001-07 and was named the 2007 American Football Coaches Association NCAA Division III Assistant Coach of the Year. With Neathery serving as defensive coordinator and linebackers coach, Wabash ranked fourth in NCAA Division III in total defense in 2003, No. 3 in scoring defense in 2005 and No. 8 in quarterback sacks in 2007.

Neathery was defensive coordinator at Ottawa (Kan.) University from 1997-2000. The Braves compiled a 32-7 record and won the Kansas Collegiate Athletic Conference championship in 1997 and 2000 en route to competing in the NAIA playoffs.

He began his college football coaching career at Sterling (Kan.) College, where he served as defensive line coach in 1994 and linebackers coach in 1995 before being promoted to defensive coordinator in 1996.

A 1993 graduate of Wheaton (Ill.) College, he was a four-year starter at defensive end from 1989-93. Neathery served as a captain his senior year and also earned the James Parmalee Most Respected Player Award.

He earned his bachelor's degree in business/economics and bible & theology from Wheaton in 1993 and a master's degree in health and human performances from Fort Hayes State in 1995.

He and his wife, Rebecca, have two sons, Parker and Michael, and a daughter, Hannah.



JEFF POPOVICH

Assistant Coach

Cornerbacks

First Season

(Miami [Fla.] • 2000)

A former standout player at Miami, Jeff Popovich is in his first season as an assistant coach for the Roadrunners. He tutors the program's cornerbacks.

Popovich spent the last six seasons as an assistant coach at Florida International (FIU), where he mentored the defensive backs, served as the program's pro liaison and was the special teams coordinator during his final year.

He tutored the Panthers secondary to eight all-conference awards and helped the unit emerge as one of the best in the Sun Belt Conference. FIU led the league in pass efficiency defense (13th FBS), touchdown passes allowed (4th FBS), scoring defense (14th FBS) and sacks (15th FBS) and ranked second in the Sun Belt in interceptions and pass breakups in 2011. The Panthers also were first in the conference in total defense, rush defense, scoring defense and turnover margin a year earlier and they twice set the program's single-season interception record with 15 in 2008 and again two years later.

Popovich took over the FIU special teams in 2012 and provided an immediate impact.

The Panthers ranked second the Sun Belt in kickoff returns (17th FBS) and kickoff coverage and were third in punt returns. Additionally, Richard Leonard ranked seventh in the NCAA in kickoff returns and earned conference and national special teams player of the week accolades in November after a 100-yard return for a touchdown.



The Tucson, Ariz., native also was named one of the nation's top recruiters at a non-Bowl Championship Series (BCS) conference program by *Rivals.com* in 2012. He helped lead FIU to the program's first back-to-back bowl appearances in the 2010 Little Caesars and 2011 Beef O'Brady's Bowls.

THE JEFF POPOVICH FILE

Coaching Career

2013-present: UTSA, assistant coach

2007-12: FIU, assistant coach

2005-06: Miami, graduate assistant coach

2000: Miami, student coach

Playing Experience

2001: Atlanta Falcons

2000: Tampa Bay Buccaneers

1996-99: Miami, receiver/defensive back

Education

Bachelor's degree in biomedical engineering, Miami, 2000

Personal

Family: Wife, Lara; daughters, Sayle and Copeleigh

Popovich began his coaching career as a graduate assistant under Coker at Miami (Fla.) where he worked with the defensive backs and special teams during the 2005 and '06 seasons. The Hurricanes led the NCAA in pass defense and pass efficiency defense in 2005 behind NFL draftees Devin Hester, Kelly Jennings, Marcus Maxey, Brandon Merriweather and Kenny Phillips. Miami also made a pair of bowl appearances (2005 Chick-fil-A/2006 MPC Computers) during his tenure.

A four-year letterwinner from 1996-99 at Miami, Popovich turned into a major contributor on special teams and in nickel packages on defense. After starting his career as a receiver, he moved to defensive back and was a standout on special teams coverage units and as a holder. He saw action in all 48 games (11 starts) and recorded 154 tackles, three fumble recoveries, one interception and one forced fumble. He was a three-time Big East All-Academic Team selection and an Academic All-America candidate.

After graduation, Popovich played for the Tampa Bay Buccaneers during the 2000 preseason and for the Atlanta Falcons in 2001. He also was a member of the 2001 Barcelona Dragons squad that played in the World Bowl.

He got his first taste of coaching as a student coach at Miami during the 2000 season, helping the Hurricanes to an 11-1 record, a Big East Championship and a 37-20 Sugar Bowl victory against Florida.

Prior to his collegiate career, Popovich was a star quarterback and defensive back on the football team and a record-setting track & field athlete at Sabino High School in Tucson.

Popovich earned a bachelor's degree in biomedical engineering from Miami in 2000.

He is married to the former Lara Hargreaves and the couple has two daughters, Sayle and Copeleigh.



CHARLIE REEVE

Assistant Coach

Tight Ends

Second Season

(Texas State • 2004)

Charlie Reeve is in his second season as an assistant coach at UTSA, where he tutors the program's tight ends.

In his first year with the Roadrunners, the program registered an 8-4 overall record and a 3-3 mark in its first and only season in the Western Athletic Conference (WAC). The campaign was highlighted by historic wins against South Alabama, the program's first road and Football Bowl Subdivision (FBS) victory, and New Mexico State, its first league win. The offense averaged 31.2 points and 390.2 yards (159.2 rush/231.0 pass) per game and scored 44 touchdowns and he mentored the tight ends to 453 yards and five TDs receiving.

Reeve came to the Alamo City from Odessa, Texas, where he served as the passing game coordinator and



assistant coach for wide receivers under head coach Gary Gaines at Permian High School. He helped the Panthers to a 6-5 record and the bi-district round of the 2011 Class 5A playoffs and two of his receivers were named all-district.

The Victoria native spent five years at Texas State serving in several different capacities. He was an assistant coach from 2007-

10, overseeing the running backs for all four years. Reeve helped the offense finish seventh in the Football Championship Subdivision (FCS) in scoring (38.3 ppg) and eighth in total offense (460.2 ypg) in 2008 and 12th in total offense (422.2 ypg) the following season. He helped tutor Bobcats running backs to five All-Southland Conference honors.

Reeve was named Texas State's interim head coach from December 2010-January 2011 before moving into the director of operations position until July 2011.

He spent one season as the offensive graduate assistant coach at Rice in 2006, where he helped tutor All-America wide receiver Jarret Dillard. He helped lead the Owls to a

THE CHARLIE REEVE FILE

Coaching Career

2012-present: UTSA, assistant coach
2011: Odessa Permian High School, assistant coach,
2011 (February-July): Texas State, director of operations
2010-11 (December-January): Texas State, interim head coach
2007-10: Texas State, assistant coach
2006: Rice, graduate assistant coach
2005: Cuero High School, assistant coach
2004: Bay City High School, assistant coach
2002-03: Texas State, student assistant coach

Playing Experience

2002: Texas State, quarterback
2000-01: Pearl River (Miss.) Community College, quarterback

Education

Bachelor's degree in exercise sports science, minor in history, Texas State, 2004

Personal

Family: Wife, Courtney; Sons, Ryder, Bear and Jase

7-6 record, a runner-up finish in Conference USA with a 6-2 mark and to the New Orleans Bowl, the program's first bowl in 45 years (1961 Bluebonnet Bowl). Rice's revival in 2006 was the second-best turnaround among Football Bowl Subdivision (FBS) schools.

Reeve was the quarterbacks coach at Bay City High School in 2004, where he helped the Black Cats to a 9-2 record, co-district championship and the area round of the Class 4A playoffs. His quarterback garnered all-district accolades.

He also was the defensive ends and receivers coach at Cuero High School in 2005, where he helped guide the Gobblers to a 13-1 record, the district title and the state semifinal round of the Class 3A playoffs. One of his defensive ends was tabbed all-state and the district's defensive player of the year, while two others were picked all-district.

Reeve was a record-setting quarterback at Pearl River (Miss.) Community College from 2000-01. He led the nation in passing and total offense en route to earning first-team NJCAA All-American and Region XIII Player of the Year honors as a sophomore in 2001. He also was the conference player of the year, the league's offensive MVP and the runner-up for the NJCAA Player of the Year that season. He broke seven school passing records during his career with the Wildcats.

Reeve signed to play at Texas State in 2002, but suffered a career-ending injury. He was asked to stay on as a student assistant coach, where he worked with the defensive backs in 2003 and the quarterbacks and wide receivers the previous season.

Reeve earned a bachelor's degree in exercise sports science with a minor in history from Texas State in 2004.

Reeve and his wife, Courtney, have three sons, Ryder, Bear and Jase.



ERIC ROARK

Assistant Coach

Defensive Line

Third Season

(SE Oklahoma St. • 1984)

A veteran of the collegiate coaching ranks for three decades and a knowledgeable recruiter for more than 20 years, Eric Roark was hired in April 2009 as one of UTSA's first assistant football coaches. He tutors the program's defensive linemen.

Roark helped lead UTSA to an 8-4 overall record and a 3-3 mark in its first and only season in the Western Athletic Conference (WAC) in 2012. The campaign was highlighted by historic wins against South Alabama, the program's first road and Football Bowl Subdivision (FBS) victory, and New Mexico State, its first league win. The defense forced 29 turnovers (16 fumbles/13 interceptions), which led to 22 scores (15 TDs/7 FGs). The defensive line combined to register 216 tackles, 28.5 tackles for loss, 13.5 sacks and 17 quarterback hurries. Defensive tackle Franky Anaya earned second-team All-WAC accolades.

Roark helped lead the Roadrunners to a 4-6 record during their inaugural campaign in 2011. The defense allowed just 21.4 points and 126.2 yards rushing per game and forced 21 turnovers (11 fumbles, 10 interceptions), which led to 15 scores. Roark's defensive linemen registered 156 tackles, 27



tackles for loss, 15.5 sacks, 19 pass breakups and 13 quarterback hurries. Marlon Smith led the team with eight sacks, while Jason Neill had one of the team's two interception returns for a touchdown, a 67-yarder in the season finale against Minot State.

In his first year in the Alamo City, Roark was instrumental in helping the program sign its first-ever recruiting class. The group featured nine all-state and 28 all-district performers. The second class included nine all-state and 25 all-district players. He also was

influential in helping former UTSA track & field All-American Teddy Williams ink a free-agent contract with the Dallas Cowboys in July 2010.

He was an assistant coach at SMU for six seasons (2002-07) and spent 2008 as the defensive coordinator at Grand Prairie High School.

While at SMU, Roark coached the secondary and defensive ends, coordinated special teams and also served as recruiting coordinator for four seasons. Under his tutelage, the punt team finished second in the nation in 2007 and he coached All-Conference USA punter Thomas Morestead (a fifth-round draft pick by the New Orleans Saints in 2009), linebacker Justin Rogers (a sixth-round draft pick by the Dallas Cowboys in 2007) and defensive end Cory Muse. He

THE ERIC ROARK FILE

Coaching Career

- 2009-present:** UTSA, assistant coach
- 2008:** Grand Prairie High School, defensive coordinator
- 2004-07:** SMU, assistant coach/recruiting coordinator
- 2002-03:** SMU, assistant coach
- 2001:** Tennessee, graduate assistant
- 1997-2000:** Tennessee Tech, assistant coach/recruiting coordinator
- 1989-97:** Middle Tennessee, assistant coach
- 1987-88:** Murray State, assistant coach
- 1986:** Iowa State, graduate assistant
- 1985:** San Diego State, graduate assistant
- 1984:** Southeastern Oklahoma State, assistant coach

Professional Players Coached

- Corey Chamblin: Baltimore Ravens, Denver Broncos, Green Bay Packers, Indianapolis Colts, Jacksonville Jaguars, Tampa Bay Buccaneers (Free Agent)
- Bryan McCann: Baltimore Ravens, Dallas Cowboys, Oakland Raiders (Free Agent)
- Thomas Morstead: New Orleans Saints (Fifth Round)
- Justin Rogers, Dallas Cowboys, Kansas City Chiefs, New England Patriots (Sixth Round)
- Joshua Symonette: Washington Redskins (Free Agent)
- Teddy Williams: Dallas Cowboys (Free Agent)

Playing Experience

- 1979-82:** Oklahoma State, defensive back

Education

- Master's degree in sport management, Tennessee, 2001
- Master's degree in health, physical education and recreation, Middle Tennessee, 1996
- Bachelor's degree in health, physical education and recreation, Southeastern Oklahoma State, 1984

Personal

Family: Wife, Connie; Sons, Ben and Nick

was named the fifth-best non-BCS recruiter in the country by *Rivals.com* in 2005.

Roark spent the 2001 season at Tennessee under former head coach Phillip Fulmer, where he served as a graduate assistant in football administration. He helped the Volunteers win the Southeastern Conference East Division Championship and Citrus Bowl that year.

Prior to his time in Knoxville, he coached defensive backs and was the recruiting coordinator at Tennessee Tech from 1997-2000 under current Atlanta Falcons head coach Mike Smith, wide receivers at Middle Tennessee from 1989-97 and defensive backs and wide receivers at Murray State in 1987-88.

He began his collegiate coaching career as the linebackers coach at Southeastern Oklahoma State in 1984 followed by one-year stops as a graduate assistant at San Diego State (1985), also under Smith, and Iowa State (1986).

Roark earned three letters as a defensive back at Oklahoma State from 1979-82 under Jimmy Johnson.

He earned his bachelor's degree in health, physical education and recreation from Southeastern Oklahoma State in 1984 and received master's degrees in the same discipline from Middle Tennessee in 1996 and a second in sport management from Tennessee five years later.

Roark and his wife, Connie, have two sons, Ben and Nick.



JEFF BOWEN

**Graduate Assistant Coach
Offense**

Third Season

(Texas State • 2008)

Jeff Bowen is in his third season as a graduate assistant coach for offense at UTSA. He works with the offensive line and helps the offensive staff. Bowen is responsible for breaking down, organizing and analyzing opponents' film, instructing the scout team, generating practice schedules and scripts and assisting with the recruiting process.

Bowen helped lead UTSA to an 8-4 overall record and a 3-3 mark in its first and only season in the Western Athletic Conference (WAC) in 2012. The campaign was highlighted by historic wins against South Alabama, the program's first road and Football Bowl Subdivision (FBS) victory, and New Mexico State, its first league win. The offense averaged 31.2 points and 390.2 yards per game, and the offensive line paved the way for 1,911 yards and 21 touchdowns on the ground and allowed just seven sacks in 368 passing attempts. Offensive guard Scott Inskeep earned second-team All-WAC accolades.

He helped lead the Roadrunners to a 4-6 record in 2011. The offense averaged 26.6 points and 364.5 yards (144.8 rush/219.7 pass) per game and scored 31 touchdowns during their inaugural campaign.

Bowen came to UTSA from Texas State, where he was a graduate assistant coach during the 2010 campaign. He assisted with the offensive line and was responsible for the centers and guards.

The North Richland Hills, Texas, native was an offensive lineman at Texas State from 2007-08. As a senior, Bowen earned first-team All-Southland Conference and honorable mention Football Championship Subdivision (FCS) All-America accolades and also collected the Bobcats' John O'Hara Outstanding Offensive Lineman Award. He also was a member of the Southland Commissioner's Academic Honor Roll in 2007 and 2008.

He earned a bachelor's degree in business administration with a concentration in management from Texas State in 2008 and currently is pursuing a master's degree in curriculum and instruction from UTSA.

Bowen was a three-year letterwinner at Birdville High School near Fort Worth from 2001-03. A two-year team captain, he earned first-team all-district honors as a senior and was an honorable mention selection as a junior.



MATTHEW KRAFT

**Graduate Assistant Coach
Defense**

Second Season

(Wabash • 2010)

Matthew Kraft is in his second season as a graduate assistant coach at UTSA, where he works with the safeties and assists the defensive staff. He is responsible for breaking down and organizing opponents' film, instructing the scout team, generating practice schedules and scripts and assisting with the recruiting process.

In his first year with the Roadrunners in 2012, the program registered an 8-4 overall record and a 3-3 mark in its first and only season in the Western Athletic Conference (WAC). The campaign was highlighted by historic wins against South Alabama, the program's first road and Football Bowl Subdivision (FBS) victory, and New Mexico State, its first league win. The defense forced 29 turnovers (16 fumbles/13 interceptions), which led to 22 scores (15 TDs/7 FGs), and free safety Triston Wade garnered first-team All-WAC accolades.

Kraft came to UTSA from his alma mater, Wabash College, where he spent the 2011 seasons as an assistant coach. He tutored the linebackers and helped lead the Little Giants to a 12-1 record, including winning the North Coast Athletic Conference (NCAC) title with a perfect 6-0 mark. Wabash advanced to the 2011 NCAA Division III quarterfinal round and all three of his linebackers earned all-conference accolades, including AFCA All-American C.J. Gum and NCAC Newcomer of the Year A.J. Akinribade, who both were first-team selections.

A standout linebacker for Wabash from 2005-09, Kraft was a two-time all-conference performer for the Little Giants. As a senior team captain in 2009, Kraft registered 54 tackles, including four for loss, one interception and a fumble recovery for a touchdown. As a junior, Kraft recorded 86 tackles, including 7.5 tackles for loss and a pair of sacks, and two interceptions, one of which was returned for a TD, en route to garnering second-team all-conference honors. He started every game as a strong safety in 2006, finishing second on the team in tackles with 78 and grabbing a pair of interceptions, one of which resulted in a score. He played in seven games at linebacker and on special teams as a freshman.

A native of Newburgh, Ind., Kraft earned his bachelor's degree in Spanish from Wabash in 2010.



BENNY MORRISON

**Graduate Assistant Coach
Defense**

**Second Season
(Drake • 2011)**

Benny Morrison is in his second season as a graduate assistant coach for the defense, where he works with the defensive linemen and assists the defensive staff. He is responsible for breaking down and organizing opponents' film, instructing the scout team, generating practice schedules and scripts and assisting with the recruiting process.

In his first year with the Roadrunners in 2012, the program registered an 8-4 overall record and a 3-3 mark in its first and only season in the Western Athletic Conference (WAC). The campaign was highlighted by historic wins against South Alabama, the program's first road and Football Bowl Subdivision (FBS) victory, and New Mexico State, its first league win. The defense forced 29 turnovers (16 fumbles/13 interceptions), which led to 22 scores (15 TDs/7 FGs), and defensive tackle Franky Anaya earned second-team All-WAC accolades.

Morrison came to UTSA from Montana State, where he spent the 2011 season as the special teams intern coach. He helped the Bobcats to a 10-3 record, the Big Sky Championship and the quarterfinal round of the NCAA Division I Football Championship Subdivision (FCS) playoffs.

The Lincolnshire, Ill., native was a four-year letterwinner at Drake from 2007-10, where he played linebacker for current UTSA defensive coordinator Neal Neathery. He garnered second-team All-Pioneer Football League and conference all-academic team honors, was an Allstate AFCA Good Works Team finalist and won the team's Torchbearer Award — voted on by players and coaches as team's top leader — as a senior. Morrison ranked second on the team with 71 tackles (39 solo), including 5.5 for loss and a pair of sacks. He also had a 95-yard interception return for a touchdown and a fumble recovery to help the Bulldogs to a 7-4 record. The co-captain picked up Pioneer League co-Defensive Player of the Week accolades and was an honorable mention FCS Defensive Linebacker of the Week pick.

As a junior, Morrison was an honorable mention all-conference and academic honor roll selection. He ranked fourth on the squad with 75 stops (35 solo), including 14.5 for 48 yards in loss and 4.5 sacks. He blocked two kicks, forced and recovered three fumbles and intercepted one pass to help Drake to an 8-3 record. As a sophomore he led the Bulldogs in tackles with 55 and he topped the Pioneer League with 87 stops and three fumble recoveries as a freshman in 2007.

An active volunteer, he organized or participated in community service events at Blank's Children's Hospital in Des Moines, Iowa, the "Go Bulldog" Reading Program, Special Olympics, Ronald McDonald House and Boys & Girls Club.

Following his playing career, Morrison was a student intern with Drake during the Spring 2011 season, where he assisted with the linebackers, defensive scout team and official recruiting visits.

Morrison earned his bachelor's degree in education from Drake in May 2011.



SHANE ELDER

**Director of Operations
(Texas A&M • 2000)**

Shane Elder was hired in October 2009 as UTSA's Director of Football Operations. He is responsible for coordinating team travel, on-campus recruiting visits, the walk-on program and housing and meal programs for student-athletes, assisting with summer camps, overseeing the program's compliance paperwork, scheduling and organizing community service outings and serving as the NFL and high school coaches liaison.

Elder came to UTSA from Texas A&M, where he served as the football program's administrative assistant for recruiting for seven years. During his time with the Aggies, the Katy native was a part of three bowl teams — the 2005 Cotton Bowl, 2006 Holiday Bowl and 2007 Alamo Bowl.

He previously worked with the Dallas Mavericks of the NBA, completing an internship with the corporate communications Department in Summer 2003.

Elder graduated from Texas A&M in 2000 with a bachelor's degree in kinesiology and he earned a master's degree in sport management in 2002. While attending graduate school, he worked in the Texas A&M Athletics Department's Marketing and Promotions office for two years.

Elder is engaged to Maddie Mauritz.



ADAM CAIN

**Team Operations Coordinator
(Texas A&M • 2010)**

Adam Cain is in his second year as Team Operations Coordinator at UTSA. He is responsible for coordinating team travel, on-campus recruiting visits, the walk-on program and housing and meal programs for student-athletes. He also assists with summer camps, overseeing the program's compliance paperwork, scheduling and organizing community service outings and serving as the NFL and high school coaches liaison.

Cain previously was UTSA's Facilities Coordinator from July 2011-February 2012 before moving into his current role.

The Georgetown, Texas, native completed an internship with the Dallas Cowboys Event Operations Department during Fall 2010.

Cain earned his bachelor's degree in sports management from Texas A&M in 2010.



2013 UTSA COACHING STAFF



First row (l-r): Director of Operations Shane Elder, Football Intern Eddie Benavidez, Assistant Coach Jeff Popovich, Assistant Coach Charlie Reeve, Head Coach Larry Coker, Associate Strength & Conditioning Coach Travis Reust, Assistant Coach Kevin Brown, Assistant Coach Jim Marshall, Assistant Coach Perry Eliano. Second row (l-r): Assistant Coach Neal Neathery, Head Strength & Conditioning Coach Charlie Dudley, Assistant Coach Polo Gutierrez, Graduate Assistant Coach Benny Morrison, Assistant Coach Tony Jeffery, Team Operations Coordinator Adam Cain, Graduate Assistant Coach Matthew Kraft, Assistant Coach Eric Roark. Not Pictured: Graduate Assistant Coach Jeff Bowen





LARA GOLDMANN

**Administrative Associate
(Oklahoma State)**

Lara Goldman is in her fourth year as the administrative associate for football.

Before coming to UTSA, Goldman worked for Marriott Hotels & Resorts, where she opened properties across the country.

She earned her bachelor's degree from Oklahoma State.

A native of Okemah, Okla., Goldman is the daughter of head coach Larry Coker and his wife, Dianna. She is married to Ted Goldman and the couple has twin sons, Daniel and Dillon.



LEANNA BATTS

**Administrative Assistant
(UTSA • 2012)**

LeAnna Batts is in her second year as an administrative assistant for football after serving as a student assistant for two years.

Batts has experience as a reporter for the Roadrunners Sports Network and as "The Country Girl" spokesperson for Blue Bell Creameries, making television and radio appearances and giving tours of the creamery. She is a member of the UTSA, San Antonio and National Women in Communications organizations.

The Brenham native, who graduated from UTSA with a bachelor's degree in public relations in December 2012, currently is working on a master's degree in sport management from Texas A&M.



BRAD STERNBERG

**Video Coordinator
(Montana • 2012)**

Brad Sternberg was hired in August 2012 as the video coordinator at UTSA. He is responsible for all video operations and he supervises the student video staff.

His day-to-day duties include videotaping every practice and game, editing, setting up video meeting rooms and film exchange.

Sternberg came to UTSA from Montana, where he was the director of video operations for five years. He was in charge of coordinating all opponents' film, practices and games, along with making weekly motivational tapes for the players.

Sternberg was a freshman offensive lineman in 2006 when Montana posted a 12-2 record and advanced to the third round of the NCAA Division I Football Championship Subdivision Playoffs. He saw his career cut short due to injuries and then took over the video operations department in 2007.

Originally from Helena, Mont., he was an all-state honoree in football as a junior and senior and he also lettered for the wrestling and track & field teams for Helena High School.

Sternberg earned his bachelor's degree in management information systems from Montana in 2012. His wife, Allison, is a captain in the U.S. Army.



MIKE VILLA

**Head Equipment Manager
(UTEP • 2006)**

Mike Villa was hired as head equipment manager at UTSA in April 2010. He is responsible for all apparel, equipment and gear and also helps coordinate practices for the program.

Villa came to the Roadrunners from the Tampa Bay Buccaneers, where he served as assistant equipment manager for the National Football League (NFL) franchise since March 2009. He was responsible for helmet and shoulder pad preparation and maintenance, coach and staff sideline apparel, game day locker room setup and daily laundry needs, among other duties. He also assisted the Arizona Cardinals in Super Bowl XLIV preparation and game day activities as a member of the Buccaneers' host support staff.

Villa was selected as the lone full season equipment manager intern out of a pool of six applicants who worked the 2008 training camp.

Prior to joining Tampa Bay's staff, Villa served as head equipment manager for the Las Vegas Gladiators of the Arena Football League from December 2006-September 2007. There he was responsible for ordering and maintaining inventory of all apparel, managing the equipment budget, setting up the practice field, maintaining helmets and shoulder pads and serving as the liaison to the Orleans Arena, the game and practice facility for the Gladiators.

As a student at UTEP, Villa served as an equipment manager from 2000-06, including four years as the head student equipment manager.

Villa earned his bachelor's degree in multidisciplinary studies with specializations in kinesiology, health promotion and criminal justice from UTEP in December 2006.

Villa is a native of Odessa and graduated from Odessa High School in 2000.

He is married to the former Mariza Gutierrez, who is the sister of UTSA running backs coach Polo Gutierrez.



JUSTIN VOLENTINE

**Assistant Equipment Manager
(Texas A&M • 2012)**

Justin Volentine was hired in June 2013 as assistant equipment manager at UTSA. He is responsible for preparing game helmets and uniforms, supervising student managers and assisting the equipment manager with day-to-day duties.

The Waxahachie, Texas, native came to UTSA from the Utah Jazz of the NBA, where he was an intern equipment manager during the 2012-13 season.

Volentine began his career in equipment at his alma mater, Texas A&M. He was a student manager for the Aggies' football program from 2009-11 and an intern in 2012.

He earned a bachelor's degree in sport management with a minor in business administration from Texas A&M in 2012.



CHARLIE DUDLEY

**Head Strength & Conditioning Coach
(Oklahoma State • 1994)**

Charlie Dudley is in his fourth year as UTSA's head strength & conditioning coach where he oversees the strength training of the Roadrunners' 17 intercollegiate sports.

Dudley came to UTSA from Southeastern Louisiana, where he served as Director of Sports Performance. Prior to his tenure in Hammond, he was an assistant strength & conditioning coach for one year at Kansas.

The Tulsa, Okla., native spent 10 years as the head strength & conditioning coach at Southern Mississippi, where he oversaw strength & conditioning programs for all 16 sports. He directed, instructed and oversaw one full-time and two graduate assistant coaches and several interns. He also was responsible for the design of Southern Miss' state-of-the-art strength training facility, a \$300,000 project located in the Southern Miss Athletic Center.

During his tenure with the Golden Eagles football team, Dudley was a part of three Conference USA Championships (1997, 1999, 2003) and Southern Miss played in nine bowl games, including six victories. He also helped in the strength & conditioning of the softball program that won four C-USA Championships and participated in the College World Series in 1999 and 2000, the 2000-01 C-USA Champion men's basketball team and the 2003 C-USA Champion baseball squad.

Dudley began his career as a student assistant at Oklahoma State before being promoted to assistant strength & conditioning coach following his graduation in 1994. While in Stillwater, he was part of a program that claimed 29 conference championships and five NCAA titles.

He also worked as an assistant sports performance director with Velocity Sports Performance, a Houston-based center that provided comprehensive strength training and conditioning programs for youth, student-athletes, adults, elite/professional athletes and various sports teams.

Dudley received his bachelor's degree from Oklahoma State in 1994. He is a certified member of the Collegiate Strength and Conditioning Coaches Association (CSCCA), the National Strength and Conditioning Association (NSCA) and USA Weightlifting. He is recognized by both CSCCA and NSCA as a certified strength & conditioning coach and also is a certified member in adult CPR/AED/First Aid by the American Red Cross.

He has worked numerous camps across the country, including the Kansas and Southern Miss Football Camps, the Columbia (Fla.) High School Sports Performance Camps, Velocity Sports Performance Camps and Oklahoma State camps for football, baseball, basketball and wrestling.

Dudley is married to the former Jessica Huerta of Houston. They are the proud parents of a late daughter, Jordan Nevaeh, and a son, Tyson Alexander.



TRAVIS REUST

**Associate Strength & Conditioning Coach
(East Central • 2000)**

Travis Reust is in his fourth year as associate director of strength & conditioning at UTSA. He works with the Roadrunners' football, men's basketball, track & field and soccer programs.

Reust previously spent four years at his alma mater, East Central (Okla.), as director of strength & conditioning. He was the athletics department's first full-time strength & conditioning coach, a position created to enhance Tigers athletics. Reust was responsible for designing and implementing the strength & conditioning programs for all ECU sports.

The Oklahoma City native's leadership spearheaded the Tigers' new strength & conditioning facility, the Pat O'Neal Center, which was labeled one of the best in NCAA Division II athletics.

He previously served as Nebraska's head basketball strength & conditioning coach, where he helped the Huskers men and women advance to postseason play. Reust also worked with the Nebraska wrestling program, which was ranked in the top five of the country and rated as high as second in the Big 12 Conference.

Prior to his arrival at Nebraska, he was the assistant strength & conditioning coach at TCU, where he worked with football, men's basketball, baseball and women's golf. While in Fort Worth, Reust helped lead the men's basketball program to its first postseason tournament in 10 years. During his time there, the baseball program won the 2005 Conference USA Championship. Eight of his former athletes currently are playing professional baseball.

Before taking the position at TCU, Reust was assistant strength & conditioning coach at Colorado, where he worked for E.J. "Doc" Kreis. His primary responsibility was working with the Buffaloes' football program. He also coordinated the strength & conditioning programs for both the men's and women's basketball programs, as well as the men's and women's golf teams. While working with the football program, Reust was part of the 2002 Big 12 North Championship. Reust worked with seven All-Americans and 23 All-Big 12 athletes, 11 of which currently are playing in the NFL, during his time in Boulder. He also coached basketball center David Harrison, who was a 2004 NBA First Round Draft Pick by the Indiana Pacers.

Reust spent a year as an intern at Oklahoma State, where his main responsibility was assisting with the football program.

He began his career as a football defensive graduate assistant and the strength & conditioning coach at East Central.

Reust earned his bachelor's degree in education in 2000 and a master's degree in education/sports administration two years later. He is certified through the Collegiate Strength & Conditioning Coaches Association, USA Weightlifting and International Sports Science Association in addition to being a member of the National Strength & Conditioning Association.

He is married to the former April Love and the couple has three daughters, Summer, Cassidy and Jaylee, and two sons, Kaden and Hunter.



JERRY GREESON

**Associate AD/
Athletic Medicine
(Texas • 1981)**

Jerry Greeson enters his 25th year at UTSA and 24th as the Roadrunners' head athletic trainer. Greeson, who also serves as the associate athletics director for athletic medicine, oversees the daily operations of the training room, including staffing and coordinating medical care for more than 300 student-athletes.

He is in his fourth year as the head trainer for the football program. Greeson is certified MEd, ATC and LAT.

Greeson, who is originally from Austin, received his bachelor's of science degree from the University of Texas at Austin in 1981 and went on to receive his master's degree from Southwest Texas State University (now Texas State).

Prior to coming to UTSA, Greeson was the athletic trainer for Westlake High School in Austin for six years.



RHODIE MOSS

**Assistant Athletic Trainer
(Texas State • 2005)**

Wesley "Rhodie" Moss, MS, ATC and LAT, is in his sixth year as an assistant athletic trainer at UTSA. He is the head athletic trainer for men's basketball and the assistant with football.

Moss came to UTSA from BYU, where he was a graduate assistant athletic trainer for the Cougars football, tennis and track & field teams.

He received his bachelor's degree in exercise sports science with an emphasis in athletic training from Texas State University in 2005 and his master's degree in the same field from BYU in 2007.

Moss is a native of McAllen, Texas, where he attended Sharyland High School.



MATT LEITUALA

**Assistant AD/
Academic Services
(Idaho • 2001)**

Matt Leituala was hired in September 2012 as assistant athletics director for academic services. He oversees all academic services for student-athletes in the sport of football.

Leituala came to UTSA from Utah, where he was the assistant director for academic support services in 2009-12.

The Salt Lake City, Utah, native was the director of academic support services at his alma mater, Idaho, in 2006-09.

Leituala got his start in academic services as a student-athlete academic mentor at Idaho in 2001-02 before serving as an academics counselor at Washington State in 2002-05. He also was a leadership and activities coordinator at Utah State in 2005-06.

Leituala was a two-year letterwinner in football at Ricks Junior College in 1997-98 and he then played two seasons at Idaho in 1999-2000.

He earned his associate's degree in science from Ricks in 1998 and his bachelor's degree in education from Idaho in 2001. he currently is working on his master's degree in education.

Leituala and his wife, Melanie, have four children, Noa, Elsie, Li'i and McCabe.

Consulting Physicians



Dr. Jaime Garza



Dr. Richard Holcombe



Dr. Timothy Palomera



Dr. David Schmidt



KYLE STEPHENS

**Assistant AD/
Athletics Communications
(Texas A&M • 1998)**

Kyle Stephens, who was promoted to assistant athletics director in September 2010, is in his eighth year as athletics communications director after serving his first two as an assistant.

Stephens oversees the day-to-day operations of the department and media relations for all 17 of UTSA's intercollegiate sports.

He was the local media coordinator for the 2006 NCAA Women's Basketball San Antonio Regional, 2007 NCAA Men's Basketball South Regional, 2008 Men's Final Four, 2010 Women's Final Four and 2011 NCAA Men's Basketball Southwest Regional, as well as the assistant media liaison for the 2004 Men's Final Four and 2005 & 2011 NCAA Women's Volleyball Championships.

The Kountze, Texas, native came to UTSA in October 2003 after serving as a media relations assistant at the University of Texas at Austin from 2001-03. There he was the primary contact for the men's and women's track & field programs and the secondary contact for men's basketball, as well as helping with the daily media operations with the football team. Stephens also was the co-editor for the home football game programs and served as media director for the 2003 Big 12 Outdoor Track & Field Championships and as assistant media director for the 2002 and '03 Clyde Littlefield Texas Relays.

He was a sports information graduate assistant at Texas A&M from 1998-2001. There he helped coordinate publicity for the men's and women's cross country and track & field teams, as well as assisting with media services for all home football, basketball, soccer and baseball events. He was the co-media director for the 2001 Big 12 Outdoor Track & Field Championships.

Stephens earned his bachelor's degree in kinesiology with an emphasis in sport management from Texas A&M in 1998. He has worked more than 20 NCAA events and five bowl games, including the "Snow Bowl" — the 2000 Independence Bowl overtime thriller between Mississippi State and Texas A&M. He is a member of the College Sports Information Directors of America (CoSIDA) and Football Writers Association of America. Twelve of his publications have been honored by CoSIDA, including four as "Best In The Nation."



BRIAN HERNANDEZ

**Associate Athletics
Communications Director
(Kansas State • 1999)**

Hired in May 2006, Brian Hernandez is in his eighth year as associate athletics communications director at UTSA. He also serves as the editor and new media liaison for the school's official athletics website, *goUTSA.com*.

He has 16 years of athletics communications experience, with stops at the University of Texas at Austin (2000-03), California State University at Fresno (2000) and Kansas State University (1998-99). Prior to his arrival at UTSA, Hernandez spent three years managing a private business in Kansas City, Mo.

The 39-year-old native of Olathe, Kan., has worked multiple conference and NCAA Championship events, as well as 10 bowl games (five Alamo/three Cotton/two Holiday). He is a member of the College Sports Information Directors of America (CoSIDA) and several of his publications have been honored for excellence by CoSIDA, including the 2000 Fresno State baseball game program, which was tabbed "Best In The Nation."

Hernandez served as the local media services director for the 2011 NCAA Women's Volleyball Championship, as well as the 2006-07 and '09 Southland Conference Volleyball Tournaments. He also was the assistant media services liaison at the 2011 NCAA Men's Basketball Southwest Regional, 2010 Women's Final Four, 2008 Men's Final Four and 2007 NCAA Men's Basketball South Regional.

Hernandez began his tenure at UT-Austin in June 2000 as a media relations assistant. In that role, he was the primary contact for the Longhorns' men's track & field team and secondary contact for UT's nationally-ranked football program. He also served as the assistant media director for the 74th Annual Clyde Littlefield Texas Relays. A year later, he was promoted to assistant media relations director and was instrumental in the department's August 2001 launch of *MackBrown-TexasFootball.com*.

He arrived in Austin after serving as a media relations assistant at Fresno State in Spring 2000. Hernandez coordinated the day-to-day publicity of the Bulldogs' nationally-ranked baseball and women's soccer squads. He also was the media director for the 22nd Annual Pepsi/Johnny Quik Baseball Classic.

At Kansas State, Hernandez was responsible for the publicity of Wildcats' rowing team and also assisted with media relations for all home football, basketball and baseball events.

He earned his bachelor's degree in print journalism with an emphasis in business administration from K-State in December 1999.

Hernandez married the former Ambra Whitehurst in June 2013 and the couple resides in San Antonio.



LYNN HICKEY

DIRECTOR OF ATHLETICS

(OUACHITA BAPTIST • 1973)

Lynn Hickey has made student-athlete welfare one of her top priorities while leading the UTSA Athletics Department to new heights.

Under Hickey's direction since 2000, UTSA has captured three conference commissioner's cups and a pair of league all-sports trophies while consistently winning both team and individual academic and athletics awards in all 17 sports sponsored by the university.

One of Hickey's dreams to lead UTSA to the upper echelon of Division I Athletics was realized on Nov. 11, 2010, when the university received and accepted an invitation to join the Western Athletic Conference (WAC). The department claimed the 2012-13 WAC Commissioner's Cup on the strength of league championships by the men's indoor track & field and baseball teams in its first and only year in the conference.

Hickey's long-term goal of placing UTSA in a major conference was reached when Conference USA extended an invitation on May 4, 2012. The Roadrunners moved all 17 sports into that league on July 1, 2013.

Hickey has overseen the addition of three sports during her tenure. Women's golf and women's soccer were added in 2005 and 2006, respectively, and both programs have emerged as annual league championship contenders. On Dec. 18, 2008, UTSA's Athletics Initiative Business Plan was approved by the UT System Board of Regents, granting permission to start a football program.

Hickey made a splash with the hiring of the first-ever head football coach, as two-time National Coach of the Year Larry Coker was introduced on March 6, 2009. The program kicked off its first season against Northeastern State on Sept. 3, 2011, to resounding success. The Roadrunners set NCAA start-up program records for inaugural game (56,743) and average home attendance (35,521) in six contests at the 65,000-seat Alamodome. In year two, UTSA posted an 8-4 overall record and finished fourth in the WAC with a 3-3 mark while averaging more than 29,000 fans at its six home dates.

The 2010-11 academic year will go down in history as arguably the most successful in school annals, as the Roadrunners claimed the Southland Commissioner's Cup and Women's All-Sports Trophy, five championships and the first-ever NCAA postseason victory. UTSA followed that with four more league titles during the 2011-12 campaign, closing out two decades in the Southland with 58 team championships, a pair of Commissioner's Cups and two All-Sports Trophies.

Hickey has led the charge for UTSA and its hosting of numerous NCAA Championship events. Since her arrival on campus, UTSA has served as host institution for the 2001 NCAA Men's Basketball Midwest Regional, 2002 Women's Final Four, 2003 Men's Basketball South Regional, 2004 Men's Final Four, 2005 Women's Volleyball Championship, 2006 Women's Basketball South Regional, 2007 Men's Basketball South Regional, 2008 Men's Final Four, 2010 Women's Final Four, 2011 Men's Basketball Southwest Regional and 2011 Women's Volleyball Championship. The school is slated to host the 2014 Men's Basketball Second & Third Rounds, the 2014 Men's Golf San Antonio Regional and the 2015 Women's Golf Central Regional.

In 2007, Hickey was named to the NCAA Division I Men's Basketball Committee, one of the most prestigious appointments in all of collegiate athletics. The 10-member committee oversees administration of the NCAA Division I Men's Basketball Championship, including the selection and seeding of teams for the tournament. Hickey, whose five-

year term expired in 2012, became just the second female ever selected to the committee, joining Charlotte Athletics Director Judy Rose, who served from 1999-2003.

Hickey has been honored nationally and locally for her hard work at UTSA. She was named the National Association of Collegiate Women Athletics Administrators 2005 Division I-AAA Administrator of the Year. Hickey earned her second national award in June 2006 as the National Association of Collegiate Directors of Athletics/GeneralSports TURF Systems Division I-AAA West Region AD of the Year. The San Antonio Express-News tabbed her as its 2010 Sportswoman of the Year and she also was selected to and completed the Masters Leadership Program of San Antonio and Bexar County. In September 2011, she received the ATHENA Leadership from the North San Antonio Chamber of Commerce.

"UTSA is very fortunate to have an athletic leader with both the administrative and coaching experience of Lynn Hickey," UTSA President Dr. Ricardo Romo said. "Lynn not only is a leader who can take our athletic program to the next level, but she is also well respected nationally and serves as an excellent role model for all student-athletes at this university."

In serving as the fourth athletics director in UTSA history, Hickey assumed the lead athletics role at one of the youngest NCAA Division I universities in the country (UTSA began athletics competition in 1981). The only female Division I athletics director that oversees both men's and women's sports in the state of Texas, she served as President of the Southland from 2002-04 and as the league's representative to the NCAA Championship/Competition Cabinet. Hickey also was a member of the Women's Basketball Rules Committee from 2003-06, spending the last two years as chair.

Hickey came to San Antonio from Texas A&M University, where she served as senior associate athletics director/senior woman administrator from 1994-2000. At Texas A&M, her responsibilities included event management and marketing and promotions for 16 of the university's 19 Division I sports. She also represented the Big 12 Conference as a member of the NCAA Championship Cabinet.

From 1984-94, Hickey served as head women's basketball coach for Texas A&M. She directed the 1993-94 Aggies basketball team to the NCAA Tournament Sweet 16, becoming the lowest-seeded team to ever reach that milestone. Texas A&M finished the year ranked No. 19 in the CNN/USA Today Top 25 poll. Following the season, Hickey relinquished her coaching duties to accept the promotion to senior associate athletics director. She finished her coaching career with an overall mark of 279-167 in 15 years of collegiate coaching.

Before her stint at A&M, Hickey was head women's basketball coach at Kansas State University from 1979-84. She averaged more than 23 wins per season in posting a 125-39 (.762) record over five years and led the Wildcats to five consecutive national tournament berths. She was inducted into the Kansas State Athletics Hall of Fame in September 2004.

A native of Welch, Okla., Hickey graduated summa cum laude from Ouachita Baptist University in Arkadelphia, Ark., with a bachelor's degree in education. She was an All-American for OBU's nationally-ranked basketball team and a member of the USA National Team in 1973. Hickey and her husband, Bill, have one daughter, Lauren Nicole.



DR. RICARDO ROMO

UNIVERSITY PRESIDENT

(TEXAS • 1967)

Ricardo Romo is the fifth president of The University of Texas at San Antonio, which was named by the Texas Legislature as an emerging Tier One research university and a leader in providing access to excellence in teaching, research and community outreach.

Under his leadership, student enrollment has risen to nearly 31,000, representing 68 percent growth in enrollment. The university has added numerous programs and facilities to enhance student life and expand its research capacity. With total research expenditures of \$56.8 million and total expenditures of \$79.4 million for fiscal year 2011, it represents a six-fold increase in expenditures during Romo's tenure.

A San Antonio native who grew up on the city's West Side, Romo graduated from Fox Tech High School before attending the University of Texas at Austin on a track scholarship. At UT Austin, he was the first Texan to run the mile in less than four minutes, a record that lasted 41 years.

He earned a bachelor's degree in education from UT Austin (1967) and holds a master's degree in history from Loyola Marymount University (1970). Additionally, Romo earned a Ph.D. in history from the University of California, Los Angeles (1975). A nationally respected urban historian, Romo is the author of "East Los Angeles: History of a Barrio," now in its ninth printing (one in Spanish).

Romo began his academic career teaching social studies (1967-1970) at Franklin High School in Los Angeles. He went on to teach at the University of California at San Diego (1975-1979) and the University of Texas at Austin (1980-1999). He was a visiting professor at University of California, Berkeley in 1985 and a visiting scholar with the Stanford University Center for Advanced Studies in Behavioral Sciences (1989-1990). In 1993, he became vice provost for undergraduate education at UT Austin before becoming president of UTSA in 1999.

Romo has received numerous awards and recognitions including 2006 Outstanding Friar Alumnus from the UT Austin Friar Society and the Isabel la Catolica award, the highest award given to non-Spanish subjects, bestowed upon him in 2007 by King Juan Carlos of Spain. In



Dr. Ricardo Romo prepares to introduce Larry Coker as the school's first football coach on March 6, 2009.

2008, Romo received the Distinguished Alumnus Award from the Texas Exes Alumni Association.

In 2010, he received the San Antonio North Chamber Gov. Dolph Briscoe Salute to Excellence Award. In 2011, Romo was presented the Council for Advancement and Support of Education (CASE) Chief Executive Leadership Award for transforming UTSA from a regional campus into an emerging Tier One research university. In February 2012, Romo received the Colonel W.T. Bondurant Sr. Distinguished Humanitarian Award from the San Antonio Academy of Texas Alumni Council.

Romo received the prestigious 2013 Clark Kerr Award for Distinguished Leadership in Higher Education from the University of California, Berkeley. Created in 1968 as a tribute to UC President Emeritus Clark Kerr, previous winners include nuclear physicist Herbert Frank York and Supreme Court Chief Justice Earl Warren.

In March 2013, Romo received the Wheaton College Otis Social Justice Award in Boston for promoting social justice through education and public service. Established in 1959, previous winners include Eleanor Roosevelt (U.S. first lady and first chair of the U.N. Commission on Human Rights), Surgeon General C. Everett Koop, Texas writer Molly Ivins and Senator Edward Kennedy.

With a strong commitment to serve the community, Romo has served on a range of regional, national and international boards. He is vice chair of the Southwest Research Institute Board of Directors and on the boards of the American Council of Education, Philosophical Society of Texas, Humanities Texas, Austin Museum of Art and United States-Mexico Commission for Educational and Cultural Exchange (COMEXUS). In May 2011, President Barack Obama appointed Romo to the President's Advisory Commission on Educational Excellence for Hispanics.

Romo is married to Harriett Romo, a UTSA professor of sociology. She serves as director of the UTSA Mexico Center and the Bank of America Child and Adolescent Policy Research Institute (CAPRI). Both first-generation college graduates, the Romos have a son, Carlos, who earned degrees from Stanford University and the University of Texas School of Law. Their daughter, Anadelia, a graduate of Princeton University, received a doctoral degree from Harvard University and teaches at Texas State University.

The Romos are avid art collectors. Their private art collection is particularly strong in works on paper by Chicana/Chicano and U.S. Latino artists with a regional focus on Texas and the Southwest. The collection includes works by Luis Jimenez, Carmen Lomas Garza, Cesar Martinez and Vincent Valdez, as well as print suites from Self Help Graphics and Coronado Studio.

A talented photographer, Romo's photos have been included in numerous regional art exhibits including "Havana," a collection of photos taken in Cuba, and "South Africa," a selection of his photos taken on a trip to rural South Africa. His "Small Town Texas" exhibit was displayed at the UTSA Institute of Texan Cultures. An assortment of his photos were featured in China's most respected photography magazine, Popular Photography. Romo and four other Texas photographers showed their work in the exhibit "Infinite Horizons: Visions of Texas" as a Texas-China cultural exchange.



MEET THE PLAYERS



MEET THE ROADRUNNERS



Crosby Adams • #4
Cornerback • 5-9 • 180 • Jr.-2L
San Antonio, Texas (Roosevelt HS)

Sophomore (2012)

Played in all 12 games with five starts ... registered 17 tackles (9 solos/8 solos), a pair of interceptions and a total of three pass breakups ... picks came at Georgia State (Sept. 15) and against McNeese State (Nov. 10) ... racked up a career-high four stops against the Cowboys.

Freshman (2011)

Saw action in all 10 contests and started the first two games ... recorded three tackles (2 solos/1 assist) and recovered a fumble in his first campaign ... had stops against Northeastern State (Sept. 3), McMurry (Sept. 10) and UC Davis (Oct. 15) ... his fumble recovery in the season opener was the first in program history ... redshirted in 2010.

Prior To UTSA

Three-time all-district performer ... racked up 44 tackles, three interceptions, eight pass breakups and three forced fumbles as a senior despite missing three games due to injury ... named second-team All-District 26-5A as a junior after posting 102 stops and three picks ... registered more than 230 tackles, nine INTs and 11 forced fumbles during his career ... coached by Neal LaHue ... also a four-time regional qualifier in track & field.

Personal

Born Dec. 25, 1991 ... son of Lashaun and Crosby Adams ... physical education major.

Career Statistics

Year	G/GS	TT (S/A)	TFLs (Yds)	Sacks	FF/FR	INT	PBU	BLK
2012	12/5	17 (9/8)	0.0 (0)	0.0	0/0	2	3	0
2011	10/2	3 (2/1)	0.0 (0)	0.0	0/1	0	0	0
Total	22/7	20 (11/9)	0.0 (0)	0.0	0/1	21	3	0

Career Highs

Tackles: 4, vs. McNeese State (11/10/12)
Pass Breakups: 2, at Georgia State (9/15/12)



Kevin Adams • #2
Cornerback • 6-0 • 190 • Jr.-TR
Gaithersburg, Md.
(Quince Orchard HS/Saddleback [Calif.] JC)

Prior To UTSA

Earned All-National Division Southern Conference accolades as a sophomore after registering 20 tackles (15 solos), two interceptions and an additional pass breakup in 11 games ... also returned 18 kickoffs for 495 yards (27.5 avg.) that season ... did not play in 2011 ... started his collegiate career in 2010 at West Virginia State where he recorded 15 tackles and a fumble recovery in nine contests as a true freshman ... graduated high school in 2010 and has two years of eligibility remaining.

Personal

Born July 4, 1992 ... son of Dara Adams ... multidisciplinary studies major.



Brandon Armstrong • #5
Running Back • 5-6 • 155 • Jr.-2L
San Antonio, Texas (Roosevelt HS)

Sophomore (2012)

Saw action in 10 contests ... missed the Northwestern Oklahoma State (Sept. 22) and New Mexico State (Sept. 29) outings due to injury ... recorded 97 rushing yards on 27 carries in addition to catching 12 passes for 83 yards ... also returned 10 kickoffs for 164 yards ... posted career highs of five kick returns for 91 yards at #22 Louisiana Tech (Nov. 3).

Freshman (2011)

Appeared in all 10 games and started three (Northeastern State/#16 Sam Houston State/Georgia State) ... rushed 25 times for 171 yards (6.8 avg.) and hauled in 11 passes for 109 yards ... also returned four kickoffs for 79 yards (all at Southern Utah/Sept. 17) and a pair of punts for 13 yards ... closed out the year with a 10-carry, 105-yard rushing performance against Minot State (Nov. 19) ... caught four passes for 41 yards against McMurry (Sept. 10) ... redshirted in 2010.

Prior To UTSA

A second-team *San Antonio Express-News* all-area selection and first-team All-District 26-5A performer as a senior ... ran for 3,860 yards and scored 47 TDs during his three-year career ... rushed for 1,174 yards and 13 TDs and added 14 receptions in 2009 ... earned first-team All-District 26-5A honors as a junior after rushing for 1,150 yards and 15 TDs on 173 carries ... also had 21 catches for 329 yards and three TDs ... netted 1,536 yards on 217 attempts and scored 19 times as a sophomore and was tabbed the San Antonio Area Newcomer of the Year ... coached by Neal LaHue.

Personal

Born June 25, 1990 ... son of Emma and Richard Telford ... has a daughter, Mya ... multidisciplinary studies major.

Career Statistics

Year	G/GS	Rush-Yds	Avg.	TD	Long	Rec-Yds	Avg.	TD	Long
2012	10/0	27-97	3.6	0	15	12-83	6.9	0	31f
2011	10/3	25-171	6.8	0	22	11-109	9.9	0	27
Total	20/3	52-268	5.2	0	22	23-191	8.3	0	31f

Special Teams

Year	KR-Yds	Avg.	Long	PR-Yds	Avg.	Long
2012	10-164	16.4	21	0-0	—	—
2011	4-79	19.8	30	2-13	6.5	12
Total	14-243	17.4	30	2-13	6.5	12

Career Highs

Rushing Attempts: 10, vs. Minot State (11/19/11)
Rushing Yards: 105, vs. Minot State (11/19/11)
Receptions: 4, vs. McMurry (9/10/11)
Receiving Yards: 41, vs. McMurry (9/10/11)
Kickoff Returns: 5, at #22 Louisiana Tech (11/3/12)
Kickoff Return Yards: 91, at #22 Louisiana Tech (11/3/12)



N'Keal Bailey • #13
Cornerback • 5-11 • 165 • Fr.-HS
Princeton, Texas (Princeton HS)

Prior To UTSA

Versatile athlete who saw action at cornerback and wide receiver during his prep career ... caught 30 passes for 370 yards (12.3 avg.) and two touchdowns en route to second-team All-District 12-3A laurels as a senior ... added 99 rushing yards and a score on 13 carries, as well as 13 tackles, one sack and an interception that season ... also helped lead team to a 10-2 overall record and a berth



in the 2012 UIL Class 3A Division I regional round ... a second-team All-District 11-3A selection at defensive back as a junior ... recorded 37 tackles (18 solos) and three interceptions in 2011 ... also hauled in 37 receptions for 448 yards (12.1 avg.) ... coached by Stacey Dillard ... an academic all-district honoree.

Personal

Born Sept. 24, 1994 ... son of Amy and Richard Bailey ... undeclared major.



Trevor Baker • #26
Cornerback • 6-2 • 190 • Jr.-TR
Prather, Calif. (Sierra HS/Fresno [Calif.] CC)

Prior To UTSA

Helped lead team to eight wins as a sophomore ... racked up 26 tackles, three interceptions and a blocked kick in 10 games of action ... played in six contests as a freshman and tallied 13 stops and a pick ... played wide receiver and defensive back in high school ... selected to play in the 25th annual North/South Rotary All-Star Game following his prep senior campaign ... helped lead team to eight wins that season and rushed for 381 yards and five TDs on 58 carries, added 10 receptions for 400 yards (40.0 avg.) and four other scores and registered 25 tackles, four interceptions and a fumble recovery ... added 23 catches for 355 yards (15.4 avg.) and four TDs, as well as 13 tackles and four picks as a junior ... has two seasons of eligibility remaining.

Personal

Born Sept. 28, 1992 ... son of Cynthia and Marty Baker ... undeclared major.



Cody Berry • #3
Safety • 5-11 • 210 • Sr.-1L
Cedar Hill, Texas (Cedar Hill HS/Pierce [Calif.] JC)

Junior (2012)

Saw action in the final seven games after missing the opening five with a shoulder injury ... started the final six contests ... recorded 25 tackles (14 solos/11 assists), including one for loss, forced a pair of fumbles and recovered one ... racked up a season-high seven stops in the season finale against Texas State (Nov. 24) ... also forced a fumble in that outing.

Prior To UTSA

Played from 2010-11 at Pierce (Calif.) College ... registered 20 tackles, six pass breakups and a pair of interceptions, including a 73-yard touchdown, in eight games of action as a sophomore ... that came on the heels of a freshman campaign that saw him rack up 20 stops and three pass breakups in five contests ... teammate of former Roadrunners Franky Anaya and Brandon Reeves that season ... earned honorable mention All-District 7-5A accolades as a senior at Cedar Hill (Texas) High School under head coach Joey McGuire.

Personal

Born April 26, 1992 ... son of Toi and Paul Malbrough ... brother, Darrion Weems, was an offensive tackle at Oregon from 2007-11 and he currently is a member of the Dallas Cowboys ... criminal justice major.

Career Statistics

Year	G/GS	TT (S/A)	TFLs (Yds)	Sacks	FF/FR	INT	PBU	BLK
2012	7/6	25 (14/11)	1.0 (1)	0.0	2/1	0	1	0
Total	7/6	25 (14/11)	1.0 (1)	0.0	2/1	0	1	0

Career Highs

Tackles: 7, vs. Texas State (11/24/12)



Kenny Bias • #81
Wide Receiver • 6-1 • 175 • So.-1L
San Antonio, Texas (Stevens HS)

Freshman (2012)

Appeared in nine games and drew a pair of starting assignments against Georgia State (Sept. 15) and Northwestern Oklahoma State (Sept. 22) ... did not play in the season opener at South Alabama (Sept. 1) and missed the Louisiana Tech (Nov. 3) and McNeese State (Nov. 10) contests due to injury ... caught 13 passes for 236 yards (18.2 avg.) and two touchdowns ... recorded career highs of four receptions for 94 yards against San Jose State (Oct. 20) ... added a pair of catches for 88 yards, including a program-record 82-yard score, in the WAC opener at New Mexico State (Sept. 29) ... his other TD was a 5-yard grab in the season finale against I-35 rival Texas State (Nov. 24) ... redshirted in 2011.

Prior To UTSA

Three-year starter who helped lead team to an 11-4 record and the Class 5A Division I state semifinals as a senior ... the 11 wins were a school record and it was the best playoff run in program history ... earned first-team 2010 All-District 27-5A honors after catching 25 passes for 307 yards (12.3 avg.) and a pair of touchdowns ... hauled in 17 passes for 347 yards (20.4 avg.) and three scores as a junior ... coached by Lee Bridges.

Personal

Born Feb. 13, 1993 ... son of Monique Nettels and Kenny Bias Sr. ... multidisciplinary studies major.

Career Statistics

Year	G/GS	Rec-Yds	Avg.	TD	Long	Rush-Yds	Avg.	TD	Long
2012	9/2	13-236	18.2	2	82†	1-8	8.0	0	8
Total	9/2	13-236	18.2	2	82†	1-8	8.0	0	8

Special Teams

Year	KR-Yds	Avg.	Long
2012	3-20	6.7	9
Total	3-20	6.7	9

Career Highs

Receptions: 4, vs. San Jose State (10/20/12)
 Receiving Yards: 94, vs. San Jose State (10/20/12)
 Kickoff Returns: 2, vs. Texas A&M-Commerce (9/8/12)



MEET THE ROADRUNNERS



Tevin Broussard • #23
Safety • 6-0 • 190 • Jr.-TR
Beaumont, Texas (Central HS/Blinn [Texas] JC)

Prior To UTSA

Signed National Letter of Intent in December 2012 and attended classes at UTSA last spring ... coming off a sophomore season that saw him earn honorable mention All-Southwest Junior College Football Conference accolades ... started all 10 games and registered 76 tackles, including seven for loss, two interceptions, a pair of fumble recoveries and two forced fumbles ... a second-team all-league honoree as a redshirt freshman after helping lead the Buccaneers to a 9-2 record ... started all 10 games that year and racked up 47 tackles, two TFLs, one interception and a fumble recovery ... garnered first-team All-District 20-4A laurels in 2009 as a prep senior.

Personal

Born March 10, 1992 ... son of Kara and Leonard Broussard ... has a son, Khalid ... criminal justice major.



Andre Brown • #20
Defensive Back • 5-11 • 170 • Jr.-TR
Tampa, Fla. (Alonso HS/College of the Desert [Calif.]

Prior To UTSA

Signed National Letter of Intent in December 2012 and attended classes at UTSA last spring ... saw action in eight games as a sophomore and racked up 33 tackles (22 solos/11 assists), three interceptions, eight pass breakups and a pair of blocked kicks ... that came on the heels of a freshman campaign that saw him appear in two contests at wide receiver ... graduated from high school in 2007 ... has two years of eligibility remaining.

Personal

Born Oct. 28, 1988 ... son of Jasmine Hyman and Leroy Brown ... has a son, Andre Brown Jr. ... multidisciplinary studies major.



Richard Burge • #61
Defensive Tackle • 6-3 • 290 • Jr.-2L
Houston, Texas (Stratford HS)

Sophomore (2012)

Appeared in the final 11 games of the fall after missing the season opener at South Alabama (Sept. 1) ... recorded 31 tackles (9 solos/22 assists), five TFLs and a sack ... had a season-best five stops, including one for loss, at #22 Louisiana Tech (Nov. 3) and added a career-high two TFLs at Idaho (Nov. 17).

Freshman (2011)

Participated in all 10 tilts with nine starts ... registered 31 tackles (11 solos/20 assists), including 1.5 for loss ... also recorded a half sack and one pass breakup ... racked up a career-high seven stops (4 solos) and blocked a field goal at UC Davis (Oct. 15) ... had six tackles a week earlier at #16 Sam Houston State (Oct. 1) ... redshirted in 2010.

Prior To UTSA

Excellent technician who was a two-year starter ... showed tremendous development during his prep career ... a 2009 first-team District 18-5A selection ... registered 58 tackles and a pair of sacks as a senior ... won the Landrum Award, which is presented annually to the district's most valuable defensive lineman ... coached by Eliot Allen.

Personal

Born Feb. 23, 1992 ... son of Janice and Jimmy Burge ... brother, Jimmy, played defensive tackle at Missouri from 2009-12 ... economics major.

Career Statistics

Year	G/GS	TT (S/A)	TFLs (Yds)	Sacks	FF/FR	INT	PBU	BLK
2012	11/0	31 (9/22)	5.0 (12)	1.0	0/0	0	0	0
2011	10/9	31 (11/20)	1.5 (5)	0.5	0/0	0	1	1
Total	21/9	62 (20/42)	6.5 (17)	1.5	0/0	0	1	1

Career Highs

Tackles: 7, at UC Davis (10/15/11)
Tackles For Loss: 2, at Idaho (11/17/12)



Tucker Carter • #6
Quarterback • 6-3 • 225 • Jr.-RS
Allen, Texas (Allen HS/Trinity Valley [Texas] CC)

Junior (2012)

Redshirted.

Prior To UTSA

Tabbed the 2011 Southwest Junior College Football Conference Offensive Player of the Year ... completed 188-of-304 passes (61.8 percent) for 2,654 yards and 26 TDs ... added 334 yards and eight scores on the ground in leading team to an 8-3 record and No. 11 national ranking ... named NJCAA Offensive Player of the Week on Oct. 31, 2011, after accounting for 378 yards (336 pass/42 rush) and seven scores (3 pass/4 rush) in a 55-51 victory against Navarro College ... helped lead prep club to a 15-1 record and the 2008 Class 5A Division I State Championship, where he was tabbed the game's MVP ... coached by Tom Westerberg.

Personal

Born July 10, 1991 ... son of Mylinda and Mike Carter ... his father is the offensive line and strength & conditioning coach at Allen (Texas) High School ... exercise science major.



William Cavanaugh • #63
Center • 6-1 • 300 • So.-SQ
New Braunfels, Texas (Canyon HS)

Freshman (2012)

Saw limited action in two games and graded out at 77 percent ... played the final 10 snaps at Georgia State (Sept. 15) and 38 more against Northwestern Oklahoma State (Sept. 22) ... graduated from high school early and began attending classes at UTSA in the spring.

Prior To UTSA

Earned 2011 all-area honors from the *San Antonio Express-News* and also was a second-team All-District 27-4A selection at both center and defensive line as a senior ... garnered second-team all-district laurels on offense as a junior ... helped lead team to the playoffs in each of his final two seasons ... coached by Matt Elliott.

Personal

Born Jan. 25, 1994 ... son of Mandy Cavanaugh and Bill and Charlotte Cavanaugh ... business major.



Justin Chavez • #30
Safety • 5-10 • 180 • Fr.-HS
Irving, Texas (MacArthur HS)

Prior To UTSA

Speedy, dual-threat prep quarterback who will make the move to defensive back at the college level ... also saw time at running back and wide receiver during his high school career ... missed the 2012 season due to injury ... completed 56-of-115 passes for 806 yards and nine touchdowns in addition to rushing for 837 yards and a dozen scores as a junior ... coached by Brian Basil.

Personal

Born Nov. 3, 1994 ... son of Annette Chavez ... kinesiology major.



Cody Cole • #71
Offensive Tackle • 6-5 • 285 • Fr.-RS
Fort Myers, Fla. (Bishop Verot HS)

Freshman (2012)

Redshirted.

Prior To UTSA

Two-year starter along the offensive line (one at guard/one at tackle) ... a second-team *Fort Myers The News-Press* all-area pick as a senior ... also selected to play in the 23rd Annual John Carrigan Rotary South All-Star Classic.

Personal

Born Oct. 9, 1993 ... son of Jessica and Dale Cole ... undeclared major.



Treston Coleman • #4
Running Back • 5-10 • 245 • Fr.-RS
Frankston, Texas (Frankston HS)

Freshman (2012)

Redshirted.

Prior To UTSA

Earned first-team Class 2A all-state, second-team All-East Texas and District 9-2A Offensive Most Valuable Player honors as a senior after rushing for a school-record 2,096 yards and 28 touchdowns in 11 games of action ... also racked up 392 receiving yards and three scores ... a first-team all-district selection as a junior ... rushed 153 times for 1,428 yards (9.3 avg.) and 15 TDs and also caught 13 passes for 242 yards (18.6 avg.) and two more scores in 2010 ... toted the ball 94 times for 594 yards and one TD as a sophomore ... coached by Sam Wells ... also lettered in basketball and track & field.

Personal

Born Sept. 10, 1993 ... son of Shirley Hatton and Reggie Coleman ... exercise science major.



Zach Conque • #2
Quarterback • 6-4 • 225 • Fr.-RS
Little Rock, Ark. (Catholic HS)

Freshman (2012)

Redshirted.

Prior To UTSA

A two-year starter who completed 377-of-608 passes (62 percent) for 5,019 yards and 38 touchdowns during his prep career ... also rushed for 807 yards and 15 scores on 97 carries (8.3 avg.) ... earned first-team Class 7A Central all-state accolades, was runner-up for Arkansas' Gatorade Player of the Year award and also was an Arkansas Player of the Year finalist as a senior ... passed for 2,868 yards and 24 touchdowns and added 407 yards and seven scores on the ground ... an all-conference selection in 2010 after throwing for 2,151 yards and 14 TDs ... also rushed for 400 yards with eight scores that season.

Personal

Born April 22, 1994 ... son of Angele and Clint Conque ... father is the head coach at Central Arkansas ... history major.



Marcos Curry • #53
Linebacker • 5-11 • 215 • Fr.-HS
Round Rock, Texas (Stony Point HS)

Prior To UTSA

A three-time first-team All-District 16-5A selection ... tallied 84 tackles, including four for loss and a sack, two fumble recoveries and a forced fumble during his senior season ... named to the *Austin American-Statesman's* All-Central Texas team and also was the District 16-5A Defensive Most Valuable Player as a junior after registering 122 tackles ... helped lead team to a 14-1 record and a spot in the 2010 UIL Class 5A Division I state semifinals as a sophomore ... racked up 136 stops on his way to all-district laurels that season ... coached by Craig Chessher.

Personal

Born Aug. 5, 1994 ... son of Tangela Scroggins ... kinesiology major.



Chase Dahlquist • #33
Safety • 6-0 • 190 • Fr.-HS
Tulsa, Okla. (Union HS)

Prior To UTSA

UTSA's first-ever player from the state of Oklahoma ... helped lead team to a pair of Oklahoma Class 6A State Championships during his career ... squad won 10 games and reached the Oklahoma Class 6A semifinals in 2012 ... earned honorable mention all-state and All-Tulsa metro honors as a senior after posting 99 tackles, six of which went for loss, one sack, four pass breakups, a pair of interceptions (one TD return) and a forced fumble ... helped lead team to a 14-1 record and the Oklahoma Class 6A State Championships as a junior ... recorded 71 stops, including eight for loss, five pass breakups, two picks and a forced fumble that season ... also returned eight punts for 82 yards (10.3 avg.) ... squad went 13-1 en route to the 2010 state title ... coached by Kirk Fridrich.

Personal

Born Aug. 29, 1994 ... son of Terri and Craig Dahlquist ... father played outside linebacker and safety at Tulsa from 1985-86 ... pre-business major.



MEET THE ROADRUNNERS



Reed Darragh • #74
Offensive Guard • 6-4 • 280 • Fr.-HS
Buda, Texas (Hays HS)

Prior To UTSA

Intelligent leader who saw action at tight end before making the move to the interior line prior to his junior campaign ... earned first-team Class 4A all-state and first-team All-Central Texas (*Austin American-Statesman*) honors and was the District 27-4A Most Valuable Lineman as a senior ... recorded 114 pancake blocks, did not allow a sack and helped lead the offense to 38 points and 437 total yards per game that season ... an all-district choice his final two seasons ... coached by Blake Feldt.

Personal

Born Feb. 7, 1995 ... son of Raena and Jared LaFont ... undeclared major.



Dondre Dobbins • #16
Safety • 6-0 • 205 • Fr.-HS
Scotlandville, La. (Scotlandville HS)

Prior To UTSA

A two-time 5A-4A all-metro (*The Baton Rouge Advocate*) and first-team All-District 4-5A selection ... racked up 39 tackles (33 solos), nine pass breakups and four interceptions as a senior ... recorded 80 stops, 11 pass breakups, four picks and three fumble recoveries as a junior ... helped lead team to eight wins that season, which was a five-game improvement from his sophomore campaign, and a berth in the state playoffs ... registered 65 tackles, 10 PBUs, three INTs, six forced fumbles and a pair of fumble recoveries as a sophomore ... coached by Richard Oliver.

Personal

Born July 11, 1995 ... son of Cassandra and Donald Dobbins ... undeclared major.



Drew Douglas • #32
Linebacker • 6-1 • 225 • So.-SQ
Garland, Texas (Sachse HS)

Freshman (2012)

Appeared in six contests and racked up 20 tackles (4 solos/16 assists), including a career-high eight against Northwestern Oklahoma State (Sept. 22) ... also had 1.5 TFLs ... added a half dozen stops in the season opener at South Alabama (Sept. 1) ... redshirted in 2011.

Prior To UTSA

A three-year starter who earned 2010 first-team All-District 10-5A honors after racking up 43 tackles and a sack as a senior captain ... garnered second-team all-district accolades at defensive end after collecting 88 stops, including 14 for loss, as a junior ... coached by Mark Behrens.

Personal

Born Oct. 2, 1992 ... son of Jill and Paul Douglas ... business major.

Career Statistics

Year	G/GS	TT (S/A)	TFLs (Yds)	Sacks	FF/FR	INT	PBU	BLK
2012	6/0	20 (4/16)	1.5 (7)	0.0	0/0	0	0	0
Total	6/0	20 (4/16)	1.5 (7)	0.0	0/0	0	0	0

Career Highs

Tackles: 7, vs. Northwestern Oklahoma State (9/22/12)



Justyn Eddins • #45
Defensive End • 6-3 • 250 • Jr.-TR
Newhall, Calif. (Hart HS/College of the Canyons [Calif.])

Prior To UTSA

A second-team All-Northern Conference selection as a sophomore ... had 41 tackles, including 5.5 for loss and 2.5 sacks, and a pair of pass breakups in eight games ... recorded 19 stops, five of which were behind the line of scrimmage, and 3.5 sacks during his freshman campaign ... played defensive end and wide receiver during his prep career ... registered 54 tackles, a half dozen sacks, an interception and one fumble recovery en route to first-team All-Foothill Conference honors his senior season ... also caught five passes for 84 yards (16.8 avg.) and a touchdown that year.

Personal

Born May 5, 1993 ... son of Genetha and Lance Eddins ... undeclared major.



Michael Egwuagu • #8
Safety • 6-0 • 215 • Fr.-HS
Pflugerville, Texas (Connally HS)

Prior To UTSA

Prep linebacker who will make the transition to defensive back at the collegiate level ... a 2012 *Dave Campbell's Texas Football* Top 300 selection ... earned first-team All-District 17-4A and second-team All-Central Texas (*Austin American-Statesman*) honors as a senior ... registered 90 tackles and forced eight fumbles that season ... tabbed third-team All-Central Texas and the District 16-4A Defensive MVP after racking up 85 stops, eight sacks and seven fumbles as a junior ... coached by Howard McMahan.

Personal

Born Nov. 28, 1994 ... son of Olga Egwuagu ... brother, Martin, played football at Texas from 2005-08 ... cousin, IK Enemkпали, is a senior defensive end at Louisiana Tech ... pre-business major.



Brandon Freeman • #84
Wide Receiver • 5-10 • 175 • Jr.-2L
Cameron, Texas (Yoe HS/New Mexico State)

Sophomore (2012)

Played in eight games and drew starts in the opening two tilts of the campaign (at South Alabama/vs. Texas A&M-Commerce) ... missed the New Mexico State (Sept. 29), Rice (Oct. 13), San Jose State (Oct. 20) and Utah State (Oct. 27) contests due to injury ... caught nine passes for 196 yards and led the squad with an average of 21.8 per reception ... hauled in a pair of passes in three separate outings and posted a season-high 56 yards at Idaho (Nov. 17) ... added 54 in the home opener against Texas A&M-Commerce (Sept. 8).

Freshman (2011)

Played in all 10 games and drew nine starts ... caught 30 passes for 419 yards (both second on the squad) and a team-leading four touchdowns ... average TD catch covered 42 yards ... recorded five receptions for a season-best 108 yards, including a 59-yard TD, at UC Davis (Oct. 15) ... hauled in two passes for 75 yards, including a 63-yard score, against Bacone (Sept. 24) ... wrapped up year with five catches for 58 yards and a 33-yard TD against Minot State (Nov. 19) ... joined UTSA as a walk-on in Spring 2011 after redshirting the 2010 campaign at New Mexico State.



Prior To UTSA

Originally attended New Mexico State but transferred after the Fall 2010 semester ... a three-time prep first-team all-district selection ... caught 36 passes for 568 yards and seven touchdowns as a senior ... registered 590 yards and six scores in 2008... hauled in 44 balls for 385 yards and three TDs as a sophomore ... also an academic all-state honoree ... coached by Rick Rhoades.

Personal

Born Feb. 27, 1992 ... son of Melanie and Kevin Freeman ... has a daughter, Kylee ... physical education major.

Career Statistics

Year	G/GS	Rec-Yds	Avg.	TD	Long
2012	8/2	9-196	21.8	0	50
2011	10/9	30-419	14.0	4	63t
Total	18/11	39-615	15.8	4	63t

Career Highs

Receptions: 5 (3x), last vs. Minot State (11/19/11)

Receiving Yards: 108, at UC Davis (10/15/11)



David Glasco II • #11
Running Back • 5-10 • 200 • Jr.-2L
San Antonio, Texas (Wagner HS)

Sophomore (2012)

Team captain started all 12 games and posted team highs of 111 rushing attempts for 537 yards (4.8 avg.) ... also scored five touchdowns on the ground ... added 11 receptions for

72 yards and another score ... opened the season with career bests of 70 rushing yards and three catches at South Alabama (Sept. 1) ... scored a pair of TDs in the home opener against Texas A&M-Commerce (Sept. 8) and again two games later against Northwestern Oklahoma State (Sept. 22) ... caught two passes for a career-high 41 yards at Rice (Oct. 13).

Freshman (2011)

Saw action in all 10 contests with eight starts ... carried the ball 44 times for 149 yards and caught two passes for seven yards ... reached paydirt a team-leading five times, including once in each of the first four games ... rushed for 50 yards and a score on 10 carries against McMurry (Sept. 10) ... redshirted in 2010.

Prior To UTSA

A three-year prep starter who racked up 4,096 rushing yards and 37 TDs during his career ... earned second-team Class 5A all-state and first-team *San Antonio Express-News* all-area accolades as a senior ... also named the District 27-5A Offensive Most Valuable Player and played in the THSCA All-Star Game ... ran for 1,902 yards and 19 TDs on 248 carries in 2009 ... earned second-team all-area and first-team All-District 27-5A accolades as a junior after running for 1,477 yards and 15 TDs in helping team reach the playoffs for the first time in school history ... rushed for 717 yards and scored three TDs on 130 totes as a sophomore ... coached by Pete Gibbens ... a cum laude graduate.

Personal

Born Sept. 11, 1991 ... son of Taffi and David Glasco ... advertising/public relations major.

Career Statistics

Year	G/GS	Rush-Yds	Avg.	TD	Long	Rec-Yds	Avg.	TD	Long
2012	12/12	111-537	4.8	5	51	11-72	6.5	1	36t
2011	10/8	44-149	3.4	5	18	2-7	3.5	0	5
Total	22/20	155-686	4.4	10	51	13-79	6.1	1	36t

Career Highs

Rushing Attempts: 14 (2x), last vs. Texas State (11/24/12)

Rushing Yards: 70, at South Alabama (9/1/12)

Rushing TDs: 2 (2x), last vs. Northwestern Oklahoma State (9/22/12)

Receptions: 3, at South Alabama (9/1/12)

Receiving Yards: 41, at Rice (10/13/12)



Jordan Gray • #70
Offensive Tackle • 6-2 • 260 • So.-SQ
Fort Worth, Texas (Trimble Tech HS)

Freshman (2012)

Saw action a half dozen outings, primarily on special teams ... also saw limited action at tight end ... enrolled at UTSA in Spring 2012 after sitting out 2011 campaign as a greyshirt.

Prior To UTSA

First Division I signee from his high school in a decade ... played quarterback during his final season in 2010 after lining up at tight end as a junior and wide receiver as a sophomore ... passed for 1,008 yards and added 787 more on the ground as a senior ... tall, strong and athletic target who caught 15 touchdowns during the first two years of his career ... recorded 29 receptions for 368 yards and eight touchdowns en route to 2009 first-team All-District 7-4A honors ... tabbed the District 7-4A Newcomer of the Year as a sophomore after hauling in 47 passes for 624 yards and seven scores ... coached by John Naylor and David Poggensee.

Personal

Born Dec. 4, 1992 ... son of Alexandria Griffin and Jerald Gray ... computer science major.



Aaron Grubb • #88
Wide Receiver • 5-8 • 170 • So.-1L
La Vernia, Texas (La Vernia HS)

Freshman (2012)

Walk-on appeared in the first 10 games before sitting out the last two due to injury ... recorded 11 receptions for 143 yards (13.0 avg.), including a 5-yard touchdown at

Georgia State (Sept. 15) ... also ran two times for 15 yards ... returned four punts for 57 yards (14.2 avg.), including a 54-yarder against Northwestern Oklahoma State (Sept. 22), and added four kickoff returns for 75 yards (18.8 avg.) ... caught a career-high three passes at New Mexico State (Sept. 29) ... posted a career-best 48 receiving yards against Utah State (Oct. 27), including a season-long 44-yarder.

Prior To UTSA

Played running back, wide receiver and defensive back for Bo Robinson ... helped lead team to a berth in the UIL 3A Division I state quarterfinals as a senior ... a second-team all-area (*San Antonio Express-News*) safety and first-team All-District 28-3A running back that season ... earned second-team all-district accolades at wideout as a junior and first-team laurels at safety the previous year ... also an all-district basketball player.

Personal

Born March 4, 1993 ... son of Dana and Scott Grubb ... brother, Seth, is a junior wide receiver for the Roadrunners ... exercise science major.

— continued —



MEET THE ROADRUNNERS

Aaron Grubb (continued)

Career Statistics

Year	G/GS	Rec-Yds	Avg.	TD	Long	Rush-Yds	Avg.	TD	Long
2012	10/0	11-143	13.0	1	44	2-15	7.5	0	16
Total	10/0	11-143	13.0	1	44	2-15	7.5	0	16

Special Teams

Year	KR-Yds	Avg.	Long	PR-Yds	Avg.	Long
2012	4-75	18.8	27	4-57	14.2	54
Total	4-75	18.8	27	4-57	14.2	54

Career Highs

Receptions: 3, at New Mexico State (9/29/12)
 Receiving Yards: 48, vs. Utah State (10/27/12)
 Rushing Yards: 16, at South Alabama (9/1/12)
 Kickoff Returns: 3, at #22 Louisiana Tech (11/3/12)
 Kickoff Return Yards: 56, at #22 Louisiana Tech (11/3/12)
 Punt Returns: 2, vs. Northwestern Oklahoma State (9/22/12)
 Punt Return Yards: 56, vs. Northwestern Oklahoma State (9/22/12)



Seth Grubb • #86
Wide Receiver • 5-9 • 185 • Jr.-2L
La Vernia, Texas (La Vernia HS)

Sophomore (2012)

Appeared in all 12 games, primarily as the squad's PAT/FG holder ... caught a pair of passes for 17 yards and rushed twice for another 23 ... recorded career longs of 18 yards

both on the ground (at South Alabama/Sept. 1) and air (vs. McNeese State/Nov. 10).

Freshman (2011)

Saw action in all 10 games, primarily on special teams ... served as team's PAT/FG holder and returned three kickoffs for 57 yards ... redshirted in 2010.

Prior To UTSA

Starred at multiple positions during his prep career ... earned second-team All-District 27-3A accolades at quarterback as a senior ... a first-team all-district choice after passing for 1,257 yards and rushing for another 940 as a junior ... a first-team All-District 26-3A honoree at wide receiver as a sophomore ... coached by Bo Robinson ... also garnered all-district laurels in basketball.

Personal

Born May 27, 1991 ... son of Dana and Scott Grubb ... brother, Aaron, is a sophomore wide receiver for the Roadrunners ... exercise science major.

Career Statistics

Year	G/GS	Rec-Yds	Avg.	TD	Long	Rush-Yds	Avg.	TD	Long
2012	12/0	2-17	8.5	0	18	2-23	11.5	0	18
2011	10/0	0-0	—	0	—	0-0	—	0	—
Total	22/0	2-17	8.5	0	18	2-23	11.5	0	18

Special Teams

Year	KR-Yds	Avg.	Long
2012	0-0	0.0	—
2011	3-57	19.0	20
Total	3-57	19.0	20

Career Highs

Receiving Yards: 18, vs. McNeese State (11/10/12)
 Rushing Yards: 18, at South Alabama (9/1/12)
 Kickoff Returns: 2, at UC Davis (10/15/11)
 Kickoff Return Yards: 37, at UC Davis (10/15/11)



Brandon Guerero • #54
Linebacker • 6-1 • 240 • Sr.-1L
Lake Elsinore, Calif. (Lakeside HS/Fullerton [Calif.] JC)

Junior (2012)

Played in nine games, primarily on special teams ... missed the Northwestern Oklahoma State (Sept. 22), New Mexico State (Sept. 29) and Rice (Oct. 13) contests due to injury.

Prior To UTSA

Spent the 2010-11 campaigns at Fullerton (Calif.) College ... a 2011 first-team Southern California Football Association Southern Conference selection after recording 57 tackles, including 7.5 for loss, three quarterback hurries, a pair of pass breakups and a forced fumble in 10 games of action ... that came on the heels of a freshman campaign that saw him register 38 tackles and an interception in nine outings ... a first-team all-conference performer as a prep senior ... inducted into the National Football Foundation's Hall of Fame out of high school (Riverside Chapter) and junior college (Orange County Chapter).

Personal

Born Aug. 15, 1991 ... son of Evangelina and Cuauhtemoc Guerrero ... sociology major.

Career Statistics

Year	G/GS	TT (S/A)	TFLs (Yds)	Sacks	FF/FR	INT	PBU	BLK
2012	9/0	0 (0/0)	0.0 (0)	0.0	0/0	0	0	0
Total	9/0	0 (0/0)	0.0 (0)	0.0	0/0	0	0	0



Cody Harris • #68
Offensive Tackle • 6-5 • 300 • Jr.-2L
Spring Branch, Texas (Smithson Valley HS)

Sophomore (2012)

Started all 12 games (7 at tackle/5 at guard) ... second among UTSA's linemen with 39 knockdown blocks, including a season-best nine at New Mexico State (Sept. 29) and again against I-35 rival Texas State (Nov. 24) ... graded out at a team-leading 84 percent for an offense that averaged 31.2 points, 390.2 total yards (159.2 rush/231.0 pass) and 31:45 possession time per outing ... integral part of an offensive line that surrendered just seven sacks, which was tied for the second-lowest total in the nation.

Freshman (2011)

Saw action in all 10 games ... started the first eight contests at right tackle before an injury slowed him in the final two outings ... offense averaged 26.6 points, 364.5 total yards (144.8 rush/219.7 pass) and 20 first downs per outing ... team rushed for a season-best 289 yards on 39 carries (7.4 avg.) against Minot State (Nov. 19) ... redshirted in 2010.

Prior To UTSA

A second-team All-District 26-5A selection as a senior ... averaged more than six pancake blocks per game and did not allow a sack that season ... missed his junior campaign due to injury ... an academic all-state and all-district choice ... coached by Larry Hill.

Personal

Born July 11, 1991 ... son of Wendy and Gerald Harris ... economics major.



Jarron Harris • #90
Defensive End • 6-3 • 250 • Sr.-11
Leander, Texas (Leander HS/Angelo State)

Junior (2012)

Saw action in all 12 games, including starting the first seven contests of the season ... registered 24 tackles (9 solos/15 assists), 3.5 TFLs and three sacks ... also forced a fumble, broke up a pass and blocked a kick ... had season-high five stops against San Jose State (Oct. 20) and at #22 Louisiana Tech (Nov. 3).

Prior To UTSA

Did not play during the 2011 campaign ... saw limited action at Angelo State in 2010 ... recorded four tackles (1 solo/3 assists) and a half sack during his freshman campaign ... redshirted in 2009 ... a two-time All-District 16-5A selection who earned first-team accolades as a senior ... also named team's Top Defensive Lineman that season ... recorded 49 tackles and a pair of sacks as a junior ... coached by Steve Gideon.

Personal

Born Oct. 1, 1990 ... son of Kimberlyn Thomas and Tracy Harris ... marketing major.

Career Statistics

Year	G/GS	TT (S/A)	TFLs (Yds)	Sacks	FF/FR	INT	PBU	BLK
2012	12/7	24 (9/15)	3.5 (34)	3.0	1/0	0	1	1
Total	12/7	24 (9/15)	3.5 (34)	3.0	1/0	0	1	1

Career Highs

Tackles: 5 (2x), last at #22 Louisiana Tech (11/3/12)



Kenny Harrison • #18
Wide Receiver • 5-9 • 170 • Jr.-2L
Linden, Texas (Linden-Kildare HS)

- Preseason second-team All-Conference USA punt returner (Athlon Sports)
- The nation's second-leading punt returner last season (17.3 avg.)
- Two-time Western Athletic Conference Special Teams Player of the Week in 2012 (Sept. 17/Nov. 26)
- Program's career leader in kickoff (25.3 avg.) and punt returns (17.9 avg.)

Sophomore (2012)

Played in 10 contests and started at Georgia State (Sept. 15) ... missed the Utah State (Oct. 27) and Louisiana Tech (Nov. 3) games due to injury ... finished second in the Football Bowl Subdivision with his 17.3 punt return average ... a two-time WAC Special Teams Player of the Week honoree ... returned 12 punts for 208 yards, including a program-record 79-yard touchdown against I-35 rival Texas State (Nov. 24), and earned the league's weekly award ... added a 54-yarder against Northwestern Oklahoma State (Sept. 22) ... returned three kickoffs for 111 yards, including a school-record 84-yarder at Georgia State en route to WAC Player of the Week laurels ... finished the year with a 23.3 kickoff return average (14 for 326 yards) ... added 19 receptions for 124 yards and a pair of scores on offense.

Freshman (2011)

Saw action in all 10 games with a pair of starts (vs. South Alabama/Georgia State) ... racked up 28 receptions for 209 yards and a touchdown ... also rushed nine times for 61 yards ... returned 19 kickoffs for 510 yards (26.8 avg.) and broke off three returns of at least 40 yards ... second on the squad with 780 all-purpose yards ... recorded a career-high six catches and returned four kickoffs for 111 yards at UC Davis (Oct. 15) ... registered 51 receiving yards against Bacone (Sept. 24) ... rushed for season-best 36 yards on just three carries against South Alabama (Oct. 8).

Prior To UTSA

A dual-threat quarterback who was named the 2010 District 8-2A Offensive Most Valuable Player ... also a first-team all-district punt returner as a senior ... recorded 3,278 total yards and accounted for a combined 44 touchdowns that year ... passed for 1,891 yards and 21 scores and added 1,387 yards and 18 TDs on the ground ... also intercepted five passes, two of which resulted in pick-sixes, and returned three punts to paydirt ... earned honorable mention All-East Texas and first-team All-District 17-2A accolades as a junior after rushing for 951 yards (7.3 avg.) and 12 touchdowns on 131 attempts and passing for another 1,356 ... coached by Jerry Bennett.

Personal

Born Nov. 7, 1992 ... son of Terrice Augustus and Kenny Harrison Sr. ... multidisciplinary studies major.

Career Statistics

Year	G/GS	Rec-Yds	Avg.	TD	Long	Rush-Yds	Avg.	TD	Long
2012	10/1	19-124	6.5	2	16	0-0	—	0	—
2011	10/2	28-209	7.5	1	28	9-61	6.8	0	18
Total	20/3	47-333	7.1	3	28	9-61	6.8	0	18

Special Teams	KR-Yds	Avg.	Long	PR-Yds	Avg.	TD	Long
2012	14-326	23.3	84	12-208	17.3	1	79†
2011	19-510	26.8	41	0-0	—	0	—
Total	33-836	25.3	84	12-208	17.3	1	79†

Career Highs

- Receptions: 6, at UC Davis (10/15/11)
- Receiving Yards: 51, vs. Bacone (9/24/11)
- Rushing Attempts: 3, vs. South Alabama (10/8/11)
- Rushing Yards: 36, vs. South Alabama (10/8/11)
- Kickoff Returns: 6, vs. San Jose State (10/20/12) ^
- Kickoff Return Yards: 111 (2x), last at Georgia State (9/15/12) ^
- Punt Returns: 3, vs. Northwestern Oklahoma State (9/22/12)
- Punt Return Yards: 81, vs. Texas State (11/24/12) ^

^ UTSA record



Aneas Henricks • #6
Cornerback • 5-11 • 170 • Fr.-HS
Bastrop, Texas (Bastrop HS)

Prior To UTSA

A second-team All-District 17-4A selection as a senior ... recorded 27 tackles, four pass breakups and a forced fumble in 2012 and also had an 80-yard punt return for a touchdown ... began prep career at Del Valle High School, where he played quarterback and wide receiver ... coached by Gerald Perry ... also participated in track & field.

Personal

Born March 22, 1995 ... son of Donna and Jay Henricks ... pre-business major.



Sean Hesler • #19
Wide Receiver • 5-11 • 175 • So.-SQ
Marion, Texas (Marion HS)

Freshman (2012)

Did not play for a second consecutive season due to injury ... redshirted in 2011.

— continued —



MEET THE ROADRUNNERS

Sean Hesler (continued)

Prior To UTSA

Saw action at quarterback in addition to the defensive backfield during his prep career ... earned *San Antonio Express-News* second-team all-area honors at defensive back as a senior ... also named the District 13-2A Offensive Most Valuable Player and was a first-team all-district selection at safety ... registered 53 tackles and intercepted four passes, including one for a score ... added 1,436 passing yards and eight touchdowns in addition to racking up 707 yards and 15 TDs on the ground ... also returned a punt to paydirt ... completed 56-of-124 passes for 740 yards and a dozen scores as a junior ... added 408 rushing yards and five TDs on 94 carries ... picked off five passes as a sophomore free safety ... coached by Glenn Davis.

Personal

Born May 19, 1993 ... son of Tami Hesler and the late Donald Wayne ... marketing major.



Zach Hester • #66
Offensive Guard • 6-4 • 315 • So.-1L
Houston, Texas (Aldine HS)

Freshman (2012)

Saw action in 11 games, primarily on special teams ... started at left guard at Rice (Oct. 13) ... did not play against Texas A&M-Commerce (Sept. 8) ... graded out at 68 percent on his 84 offensive snaps and recorded three knockdown blocks, including a career-best two against Northwestern Oklahoma State (Sept. 22).

Prior To UTSA

Earned first-team All-District 18-5A laurels as a senior ... coached by Lionell Crawford ... played in the 2012 Greater Houston BlueChip Senior Bowl ... a finalist for the 2011 Houston Touchdown Club Scholar-Athlete of the Year Award (finished third) ... a first-team academic all-state selection who ranked fourth (of 612) in his graduating class.

Personal

Born Sept. 22, 1993 ... son of Melodee and Todd Hester ... mechanical engineering major.



Cole Hicks • #80
Wide Receiver • 6-1 • 180 • Sr.-2L
Bandera, Texas (Bandera HS/West Texas A&M)

Junior (2012)

Appeared in all 12 games ... caught 14 passes for 169 yards (12.1 avg.) and a team-leading four touchdowns ... average TD catch covered 18.8 yards ... hauled in a season-high three passes for 35 yards and a score at #22 Louisiana Tech (Nov. 3).

Sophomore (2011)

Participated in eight contests, primarily on special teams ... recorded one solo tackle at UC Davis (Oct. 15) ... did not play in 2010, as UTSA only practiced that fall.

Prior To UTSA

Originally began collegiate career at West Texas A&M but sat out the 2009 campaign as a redshirt ... first-team all-area and All-District 29-3A selection his final two prep seasons ... registered 51 receptions for more than 900 yards and 17 TDs as a senior ... also recorded 94 tackles and six interceptions that season ... hauled in 48 passes for 890 yards and 14 TDs and picked off five, including a 106-yard TD return, on defense as a junior ... coached by Larry Prince ... also a regional qualifier in track & field.

Personal

Born May 3, 1990 ... son of Nancy and Greg Hicks ... multidisciplinary studies major.

Career Statistics

Year	G/GS	Rec-Yds	Avg.	TD	Long
2012	12/0	14-169	12.1	4	23t
2011	8/0	0-0	—	0	—
Total	12/0	14-169	12.1	4	23t

Career Highs

Receptions: 3, at #22 Louisiana Tech (11/3/12)
Receiving Yards: 35, at #22 Louisiana Tech (11/3/12)



Earon Holmes • #12
Wide Receiver • 6-4 • 190 • Jr.-2L
San Antonio, Texas (Brackenridge HS)

Sophomore (2012)

Played in all 12 games and started seven ... third on the team with 21 receptions, which went for 279 yards (13.3 avg.) and a pair of touchdowns ... had a career day at #22 Louisiana Tech (Nov. 3) by catching five passes for 57 yards, including a 17-yard score ... other TD of campaign was a 34-yarder in the season opener at South Alabama (Sept. 1) ... added four grabs for 54 yards against Utah State (Oct. 27).

Freshman (2011)

Appeared in the final six games after missing the opening four due to an injury ... started against South Alabama (Oct. 8) ... registered three receptions for 27 yards ... caught a pair of passes for 16 yards in his UTSA debut at #16 Sam Houston State (Oct. 1)... redshirted in 2010.

Prior To UTSA

Hauled in 14 passes for 327 yards and a touchdown and rushed for 100 yards in the first three games of his senior season before missing the final seven due to injury ... a first-team All-District 28-4A choice as a junior after racking up 32 catches for 622 yards and 10 TDs ... also rushed for 121 yards and three TDs and passed for 150 yards in 2008 ... coached by Willie Hall ... also earned three letters in track & field.

Personal

Born Nov. 30, 1991 ... son of Yvette Melton and Granvel Holmes ... sociology major.

Career Statistics

Year	G/GS	Rec-Yds	Avg.	TD	Long
2012	12/7	21-279	13.3	2	34t
2011	6/1	3-27	9.0	0	11
Total	18/7	24-306	12.8	2	34t

Career Highs

Receptions: 5, at #22 Louisiana Tech (11/3/12)
Receiving Yards: 57, at #22 Louisiana Tech (11/3/12)



Cole Hubble • #83
Tight End • 6-2 • 235 • Jr.-2L
Bandera, Texas (Bandera HS)

Sophomore (2012)

Played in all 12 contests and started five ... found a home at tight end and on special teams after playing two other positions since his arrival at UTSA (QB/LB) ... hauled in 15 passes for 308 yards (20.5 avg.) and a team-leading four receiving



touchdowns ... average TD reception covered nearly 38 yards and seven of his catches went for at least 22, including four that went for 30-plus and a 57-yarder ... set career highs with three catches for 101 yards and program-record two scores at #22 Louisiana Tech (Nov. 3) ... his two TDs in that contest covered 57 and 33 yards ... added three receptions for 54 yards against Utah State (Oct. 27), including a 38-yarder ... also caught a pair of passes for 62 yards, including a 32-yard TD, against Northwestern Oklahoma State (Sept. 22).

Freshman (2011)

Saw action at linebacker, tight end and on special teams in six games ... collected a total of three tackles (1 solo/2 assists) and caught a 16-yard pass against South Alabama (Oct. 8) ... redshirted in 2010.

Prior To UTSA

Earned second-team *San Antonio Express-News* all-area honors as a return specialist and was named the District 29-3A Most Valuable Player as a senior ... passed for 1,113 yards, ran for 951 and accounted for 18 total TDs that year ... a third-team Class 3A all-state quarterback, first-team all-area all-purpose choice and the unanimous District 29-3A MVP as a junior ... led the San Antonio area with 3,682 total yards (2,091 pass/1,591 rush) ... completed 55 percent (120-for-218) of his passes with 31 TDs ... averaged 9.5 yards per rush and reached paydirt 16 times ... named the District 29-3A Newcomer of the Year as a sophomore after accounting for 1,784 total yards (1,139 pass/645 rush) and 15 TDs (11 pass/four rush) ... coached by Larry Prince ... also an all-state discus performer as a senior.

Personal

Born Feb. 23, 1992 ... son of Linda and Rocky Hubble ... father played at Oklahoma from 1980-82 ... multidisciplinary studies major.

Career Statistics

Year	G/GS	Rec-Yds	Avg.	TD	Long
2012	12/5	15-308	20.5	4	57+
2011	6/0	1-16	16.0	0	16
Total	18/5	16-324	20.3	4	57+

Career Highs

Receptions: 3 (2x), last at #22 Louisiana Tech (11/3/12)

Receiving Yards: 101, at #22 Louisiana Tech (11/3/12)

Receiving TDs: 2, at #22 Louisiana Tech (11/3/12) ^

^ UTSA record



Sean Ianno • #92

Place-Kicker • 6-3 • 215 • Jr.-1L
Pflugerville, Texas (Pflugerville HS)

· Program all-time leading scorer with 115 points (52 PATs/21 FGs)

· Has connected on all 52 of his career extra-point attempts

· Named Western Athletic Conference Special Teams Player of the Week and Lou Groza Award "Star of the Week" on Sept. 3, 2012

Sophomore (2012)

Played in six games ... saw action in the first four contests, missed the next six due to injury and appeared in the final two ... was a perfect 21-for-21 on PATs and 10-of-13 (76.9 percent) on field goals with a long of 51 yards ... accounted for 51 points ... also kicked off 22 times and recorded seven touchbacks ... named WAC Special Teams Player of the Week and Lou Groza Award "Star of the Week" following his performance in the season opener at South Alabama (Sept. 1) ... matched a career high with four FGs (47/32/21/51) — including a game-winning, career-long 51-yarder with 16 seconds remaining — in the program's first-ever FBS and road victory ... also made all three of his extra point attempts and booted five touchbacks on eight kickoffs in that tilt.

Freshman (2011)

Kicked in all 10 contests and led the team with 64 points ... connected on all 31 of his extra-point tries and was good on 11-of-18 (61.1 percent) field-goals ... five of his 42 kickoffs resulted in touchbacks ... booted a career-best four FGs (21/45/25/42) and accounted for a school-record 18 points against Bacone (Sept. 24) ... kicked another three FGs against Georgia State (Oct. 29), including a game-tying 39-yarder with 24 seconds remaining and the winner from 32 yards out in overtime ... had a long of 48 yards against South Alabama (Oct. 8) ... redshirted in 2010.

Prior To UTSA

A second-team All-District 25-5A choice at punter and was tabbed team's Special Teams Player of the Year as a senior ... made 31-of-32 PATs and 11-of-14 FGs, recorded 25 touchbacks on 60 kickoffs and averaged 36.7 yards on 37 punts that season ... coached by George Herrmann ... played soccer before making the move to the gridiron prior to his senior campaign.

Personal

Born April 7, 1992 ... son of Karen and Anthony Ianno ... economics major.

Career Statistics

Year	G	PATs	Pct.	FGs	Pct.	Long	Pts	KO	TB
2012	6	21-21	100.0	10-13	76.9	51	51	22	7
2011	10	31-31	100.0	11-18	61.1	48	64	42	5
Total	16	52-52	100.0	21-31	67.7	51	115	64	12

Career Highs

Extra Points: 7, vs. Minot State (11/19/11) ^

Field Goals: 4 (2x), last at South Alabama (9/1/12) ^

Points: 18, vs. Bacone (9/24/11) ^

Touchbacks: 5, at South Alabama (9/1/12)

^ UTSA record



Scott Inskeep • #79

Offensive Guard • 6-4 • 300 • Jr.-2L
McAllen, Texas (McAllen HS)

· Preseason first-team All-Conference USA (league coaches)

· 2012 second-team All-Western Athletic Conference

Sophomore (2012)

A second-team All-WAC honoree ... played in all 12 games and drew 11 starting assignments ... graded out at 79 percent for an offense that averaged 31.2 points, 390.2 total yards (159.2 rush/231.0 pass) and 31:45 of possession time per outing ... recorded 28 knockdown blocks, including a career-high 10 in the season finale against I-35 rival Texas State ... an integral part of an offensive line that surrendered just seven sacks, which was tied for the second-lowest total in the nation.

Freshman (2011)

Started all 10 games, the first eight at right guard and final two at right tackle ... offense averaged 26.6 points, 364.5 total yards (144.8 rush/219.7 pass) and 20 first downs per outing ... team rushed for a season-best 289 yards on 39 carries (7.4 avg.) against Minot State (Nov. 19) ... redshirted in 2010.

Prior To UTSA

Garnered honorable mention Class 5A all-state and All-Rio Grande Valley accolades as a senior ... a first-team All-District 30-5A selection his final two seasons ... averaged more than three pancake blocks per contest in 2009 ... an academic all-state selection ... coached by Tony Harris ... also a heavyweight wrestler who posted a 154-17 record in his four years on the mat ... a three-time all-state performer who placed fifth at the 2009 UIL Class 5A State Championships.

— continued —



MEET THE ROADRUNNERS

Scott Inskeep (continued)

Personal

Born Sept. 30, 1991 ... son of Tammy and Gary Inskeep ... multidisciplinary studies major.



Jens Jeters • #42
Linebacker • 6-1 • 240 • So.-TR
Simi Valley, Calif. (Simi Valley HS/Pierce [Calif.] JC)

Prior To UTSA

Signed National Letter of Intent in December 2012 and attended classes at UTSA last spring ... a first-team All-Pacific Conference selection as a freshman after recording

57 tackles (36 solos/21 assists), 9.5 TFLs and a sack for the Brahmas, who posted a 9-2 record en route to a Patriotic Bowl Championship ... did not play in 2011 and has three years of eligibility with the Roadrunners ... a three-year prep starter at linebacker and running back ... earned second-team All-Marmonte League honors as a senior after posting 62 stops (39 solos/23 assists), three sacks, an interception, two forced fumbles and a fumble recovery ... also rushed for 334 yards and five touchdowns and caught 14 passes for 152 yards and another score in 2010 ... garnered second-team all-league honors as a junior after racking up 102 tackles (62 solos/35 assists), a pair of sacks, two forced fumbles and four pass breakups ... also was an honorable mention all-conference selection as a sophomore ... the fourth player to join UTSA from Pierce JC (Franky Anaya, Cody Berry & Brandon Reeves are the others).

Personal

Born July 20, 1993 ... son of Christina and Kevin Jeters ... multidisciplinary studies major.



Nic Johnston • #22
Safety • 6-2 • 210 • Jr.-2L
Coppell, Texas (Coppell HS)

• Program's all-time leader with 14 tackles for loss

Sophomore (2012)

Saw action in 11 games and started eight ... did not play in the season opener at South Alabama (Sept. 1) ... led the team with four forced fumbles, ranked second with five TFLs and was third with 73 stops (45 solos/28 assists) ... also recorded five pass breakups, an interception and a sack ... blocked a punt at Idaho (Nov. 17)... racked up a career-high 12 tackles at #22 Louisiana Tech ... posted 10 stops, including a sack, against McNeese State (Nov. 10) ... registered a half dozen tackles and two TFLs, forced a fumble, picked off a pass and broke up three throws at New Mexico State (Sept. 29).

Freshman (2011)

Started all 10 tilts ... ranked fourth on the team with 59 tackles (30 solos/29 assists) and his nine for loss stood second ... added three fumble recoveries, two interceptions and a pair of forced fumbles ... also defended three passes and registered a half sack ... had a season-high 11 stops (5 solos/6 assists), including 2.5 for loss, against Georgia State (Oct. 29) ... racked up 10 (5 solos) more two weeks later at McNeese State (Nov. 12) ... recovered two fumbles, picked off a pass and forced a fumble against Bacone (Sept. 24) ... other interception came against Minot State (Nov. 19)... redshirted in 2010.

Prior To UTSA

A 2009 first-team *Dallas Morning News* all-area choice ... led one of Metroplex's top defenses with 105 tackles (61 solo), three for loss, 14

pass breakups and seven interceptions ... also was named the District 6-5A Defensive Most Valuable Player ... coached by Joe McBride.

Personal

Born Dec. 13, 1991 ... son of Dianne and Chris Johnston ... exercise science major.

Career Statistics

Year	G/GS	TT (S/A)	TFLs (Yds)	Sacks	FF/FR	INT	PBU	BLK
2012	11/8	73 (45/28)	5.0 (18)	1.0	4/0	1	5	1
2011	10/10	59 (30/29)	9.0 (29)	0.5	2/3	2	3	0
Total	21/18	132 (75/57)	14.0 (47)	1.5	6/3	3	8	1

Career Highs

Tackles: 12, at #22 Louisiana Tech (11/3/12)
Tackles For Loss: 2.5, vs. Georgia State (10/29/11)
Fumble Recoveries: 2, vs. Bacone (9/24/11) ^
Pass Breakups: 3, at New Mexico State (9/29/12) ^

^ UTSA record



Kam Jones • #1
Wide Receiver • 5-11 • 190 • Jr.-2L
Edna, Texas (Edna HS)

• Program's all-time leading receiver with 62 receptions for 901 yards

Sophomore (2012)

Saw action in all 12 games and drew 10 starts ... ranked second on the squad with 23 receptions for 323 yards (14.0 avg.) and his lone touchdown came on a 58-yard catch-and-run in the season opener at South Alabama (Sept. 1) ... also rushed 28 times for 174 yards (6.2 avg.) and had three runs for at least 20 yards ... returned three kickoffs for 59 yards (19.7 avg.), all against Utah State (Oct. 27) ... had a season-high four catches at New Mexico State (Sept. 29).

Freshman (2011)

Played all 10 games (8 starts) and accounted for a team-leading 88.1 all-purpose yards per game ... led the squad with 39 receptions for 578 yards (14.8 avg.) and scored three times (2 rec/1 rush) ... also ran 22 times for 127 yards and averaged 24.4 yards on seven kickoff returns ... returned the opening kickoff in program history 37 yards to set up the team's first-ever touchdown (vs. Northeastern State/Sept. 3) ... recorded seven catches for 103 yards at #16 Sam Houston State (Oct. 1) to become the first receiver in program annals to eclipse the century mark ... hauled in five passes for 103 yards, including a 51-yarder that set up a touchdown, against South Alabama (Oct. 8) ... established school records with eight catches and 120 yards at McNeese State (Nov. 12) ... rushed for a career-high 47 yards, including a 22-yard score, on just four carries against Minot State (Nov. 19) ... redshirted in 2010.

Prior To UTSA

Saw action at quarterback, wide receiver, defensive back, kick/punt returner and punter ... the 2009 *Victoria Advocate* co-Offensive Player of the Year ... completed 132-of-211 passes (62.6 percent) for 1,891 yards and 13 TDs as a senior ... added 1,161 rushing yards and 15 scores on 162 carries (7.2 avg.) ... earned first-team All-District 28-3A honors at QB and second-team accolades at P ... played in the THSCA All-Star Game ... earned 2008 first-team All-District 28-3A accolades at DB and second-team honors at QB and P ... passed for 707 yards and six TDs, rushed for 389 and a pair of scores and caught 22 passes for 217 yards as a junior ... tossed for 1,109 yards and 11 TDs as a sophomore ... coached by Mike Pierce ... also was a first-team all-area guard for the basketball squad.



Personal

Born Feb. 13, 1992 ... son of Gail and Gabe Jones ... multidisciplinary studies major.

Career Statistics

Year	G/GS	Rec-Yds	Avg.	TD	Long	Rush-Yds	Avg.	TD	Long
2012	12/10	23-323	14.0	1	58†	28-174	6.2	0	24
2011	10/8	39-578	14.8	2	51	22-127	5.8	1	22†
Total	22/18	62-901	14.5	3	58†	50-301	6.0	1	24

Special Teams

Year	KR-Yds	Avg.	Long	PR-Yds	Avg.	Long
2012	3-59	19.7	22	0-0	—	—
2011	7-171	24.4	37	1-5	5.0	5
Total	10-230	23.0	37	1-5	5.0	5

Career Highs

Receptions: 8, at McNeese State (11/12/11) ^
 Receiving Yards: 120, at McNeese State (11/12/11) ^
 Rushing Attempts: 6, at McNeese State (11/12/11)
 Rushing Yards: 47, vs. Minot State (11/19/11)
 Kickoff Returns: 3 (2x), last vs. Utah State (10/27/12)
 Kickoff Return Yards: 59, vs. Utah State (10/27/12)
 ^ UTSA record



Steven Kurfehs • #44

Linebacker • 6-2 • 230 • Sr.-2L

San Antonio, Texas (O'Connor HS/Eastern New Mexico)

• Preseason second-team All-Conference USA honoree (Athlon Sports)
 • 2012 second-team All-Western Athletic Conference selection

Junior (2012)

Team captain started all 12 games and was a second-team All-WAC choice at linebacker ... played the opening four tilts at strong safety before moving back to linebacker for the final eight contests ... led the team with 4.5 sacks, was second with 5.5 TFLs and fourth with 71 tackles (41 solos/30 assists) ... added three QB hurries, a pass breakup and returned a fumble 50 yards for a touchdown (Oct. 20 vs. San Jose State) ... had a season-high nine stops at Rice (Oct. 13).

Sophomore (2011)

Played in seven games, including six starts, before missing the last three due to injury, ... third on the team with 61 tackles (32 solos/29 assists), including four for loss ... recorded double-digit stops in three of his final five outings ... also registered a sack, three quarterback hurries, two interceptions, three pass breakups and a forced fumble ... became the first player in program history to record double-digit tackles when he racked up 13 (8 solos/5 assists) at Southern Utah (Sept. 17) ... accomplished the feat again two weeks later at #16 Sam Houston State (Oct. 1) with nine solo stops and four assists in addition to picking off a pass for the second consecutive week ... had a dozen tackles, two TFLs, one sack and a quarterback hurry against South Alabama (Oct. 8) ... added another program first against Bacone (Sept. 24) when he brought back an interception 45 yards for a touchdown (first defensive score) ... redshirted in 2010.

Prior To UTSA

Came to UTSA as a walk-on in Fall 2010, but earned a scholarship at the conclusion of the "practice" season ... saw action in six games at Eastern New Mexico in 2009 and recorded a half dozen tackles (5 solos/1 assist) ... a two-year starter who played defensive back and wide receiver at the prep level ... a 2008 first-team All-District 28-5A selection ... collected 79 tackles (47 solos/32 assists), including two for loss, four interceptions, three pass breakups, a pair of forced fumbles and a fumble recovery as a senior ... also hauled in eight passes for 227 yards and four touchdowns that season ... an academic all-state honoree ... coached by Danny Padron.

Personal

Born March 5, 1991 ... son of Christine and Bill Kurfehs ... cousin, Corey Wootton, is a defensive end with the Chicago Bears ... exercise science major.

Career Statistics

Year	G/GS	TT (S/A)	TFLs (Yds)	Sacks	FF/FR	INT	PBU	BLK
2012	12/12	71 (41/30)	5.5 (20)	4.5	0/1	0	1	0
2011	7/6	61 (32/29)	4.0 (18)	1.0	1/0	2	3	0
Total	19/18	132 (73/59)	9.5 (38)	5.5	1/1	2	4	0

Career Highs

Tackles: 13 (2x), last at #16 Sam Houston State (10/1/11)
 Tackles For Loss: 2.0, vs. South Alabama (10/8/11)
 Sacks: 1.5 (2x), last at New Mexico State (9/29/12)



Brian King • #10

Safety • 6-1 • 195 • Jr.-1L

Orlando, Fla. (Evans HS/Hutchinson [Kan.] CC)

Sophomore (2012)

Played in all 12 contests in his first action since his senior year of high school in 2009 ... racked up 34 tackles (19 solos/15 assists), returned an interception 30 yards at Georgia State (Sept. 15), broke up a pair of passes and recovered a fumble against Utah State (Oct. 27) ... recorded a season-high eight stops at #22 Louisiana Tech (Nov. 3).

Prior To UTSA

Speedy and athletic defensive back ... spent two seasons at Hutchinson (Kan.) Community College but did not play ... boasts an 80-inch wingspan ... sat out the 2010 campaign as a redshirt ... was ranked as a top-10 safety in Central Florida by the *Orlando Sentinel* his final two prep seasons ... also an all-state track performer who clocked a 48-second quarter mile.

Personal

Born April 24, 1992 ... son of Melissa and Byron King ... criminal justice major.

Career Statistics

Year	G/GS	TT (S/A)	TFLs (Yds)	Sacks	FF/FR	INT	PBU	BLK
2012	12/0	34 (19/15)	0.0 (0)	0.0	0/1	1	2	0
Total	12/0	34 (19/15)	0.0 (0)	0.0	0/1	1	2	0

Career Highs

Tackles: 8, at #22 Louisiana Tech (11/3/12)



MEET THE ROADRUNNERS



Anthony Lee Jr. • #75
Defensive Tackle • 6-1 • 280 • Fr.-HS
Missouri City, Texas (Marshall HS)

Prior To UTSA

A first-team All-District 22-4A and honorable mention All-Greater Houston Area choice as a senior ... registered 65 stops, 22 tackles for loss, seven sacks and seven QB hurries that season ... also helped lead team to a 13-1 record and a berth in the 2012 UIL Class 4A Division II quarterfinals ... coached by James Williams.

Personal

Born Sept. 23, 1994 ... son of Felecia and Anthony Lee ... undeclared major.



Nate Leonard • #55
Center • 6-0 • 280 • Jr.-2L
McKinney, Texas (McKinney HS)

- Only player to start all 22 games in program history
- Wrote a blog for *The Huffington Post* last fall that detailed UTSA's second season of play in 2012
- 2012 first-team Capital One Academic All-District VII selection

Sophomore (2012)

Started all 12 games at center ... racked up 34 knockdown blocks and graded out at 82 percent for an offense that averaged 31.2 points, 390.2 total yards (159.2 rush/231.0 pass) and 31:45 of possession time per outing ... anchored an offensive line that surrendered just seven sacks, which was tied for the second-lowest total in the nation ... recorded a season-high 10 pancakes in the season-ending 38-31 victory against I-35 rival Texas State ... earned first-team Capital One Academic All-District VII accolades.

Freshman (2011)

Started all 10 contests at center ... offense averaged 26.6 points, 364.5 total yards (144.8 rush/219.7 pass) and 20 first downs per outing ... team rushed for a season-best 289 yards on 39 carries (7.4 avg.) against Minot State (Nov. 19) ... redshirted in 2010.

Prior To UTSA

A 2009 honorable mention Class 4A all-state selection ... graded out at 85 percent with 50 pancake blocks and zero sacks allowed and also earned first-team All-District 9-4A accolades as a senior ... helped lead team to 2,564 passing yards and 1,290 yards on the ground in his final campaign ... garnered second-team all-district accolades as a junior ... helped the Lions to back-to-back playoff appearances in his final two campaigns ... coached by Bobby Reyes ... also earned two letters in track & field and powerlifting ... an academic all-state honoree who graduated third in his senior class of 440 ... named the National Football Foundation Dallas Chapter's Outstanding Scholar-Athlete.

Personal

Born Aug. 10, 1991 ... son of the late Toni Lou and Billy Leonard ... physical education major.



Joseph Lizcano • #31
Safety • 5-11 • 210 • Jr.-2L
Schertz, Texas (Clemens HS)

Sophomore (2012)

Played in eight games, primarily on special teams ... recorded five tackles (1 solo/4 assists).

Freshman (2011)

Appeared in seven contests, primarily on special teams ... recorded five tackles (2 solos/3 assists) ... registered two tackles, recorded a sack and blocked the first punt in program history against Bacone (Sept. 24).

Prior To UTSA

Picked off 16 passes and recorded eight return touchdowns (four punts/two kickoffs/two interceptions) during his decorated career ... a *San Antonio Express-News* first-team all-area and unanimous first-team All-District 27-4A selection as a senior ... racked up 106 tackles, six pass breakups, a pair of INTs and one blocked kick that year ... earned third-team Class 4A all-state, first-team all-area and first-team all-district honors as a junior ... collected 87 tackles, seven picks and two punt returns for scores that season ... an all-district pick as a sophomore after recording 87 stops, seven INTs and a pair of punt return TDs ... coached by Greg Ferrara.

Personal

Born July 30, 1993 ... son of Barbara Talamentez ... multidisciplinary studies major.

Career Statistics

Year	G/GS	TT (S/A)	TFLs (Yds)	Sacks	FF/FR	INT	PBU	BLK
2012	8/0	5 (1/4)	0.0 (0)	0.0	0/0	0	0	0
2011	7/0	5 (2/3)	1.0 (23)	1.0	0/0	0	0	1
Total	15/0	10 (3/7)	1.0 (23)	1.0	0/0	0	0	1

Career Highs

Tackles: 2 (4x), last vs. McNeese State (11/10/12)



Ashaad Mabry • #97
Defensive Tackle • 6-3 • 315 • Jr.-2L
San Antonio, Texas (MacArthur HS)

Sophomore (2012)

Appeared in all 12 games and started the season opener at South Alabama (Sept. 1) and finale against I-35 rival Texas State (Nov. 24) ... accumulated 24 tackles (4 solos/20 assists), blocked a punt against Northwestern Oklahoma State (Sept. 22) and recorded a half sack against San Jose State (Oct. 20) ... added a season-high four stops against the Spartans.

Freshman (2011)

Played in all 10 contests, including four starts to end the campaign ... recorded 20 tackles (8 solos/12 assists), including three for loss and a sack, and four quarterback hurries ... racked up five assisted stops against South Alabama (Oct. 8) ... added four tackles and a TFL three weeks later against Georgia State (Oct. 29).

Prior To UTSA

Originally signed a National Letter of Intent with Oklahoma State in February 2010 ... a second-team all-area pick by the *San Antonio Express-News* following a season that saw him help lead squad to a 12-2 record and spot in the Class 5A Division II State Quarterfinals ... finished the campaign with 75 tackles and three sacks ... that came on the heels of a junior season that saw him record 54 stops ... coached by Van Fuschak.



Personal

Born Nov. 4, 1992 ... son of Corchelle and Inard Mabry ... has a son, Cameron ... undeclared major.

Career Statistics

Year	G/GS	TT (S/A)	TFLs (Yds)	Sacks	FF/FR	INT	PBU	BLK
2012	12/2	24 (4/20)	0.5 (1)	0.0	0/0	0	0	1
2011	10/4	20 (8/12)	3.0 (11)	1.0	0/0	0	0	0
Total	22/6	44 (12/32)	3.5 (12)	1.0	0/0	0	0	1

Career Highs

Tackles: 5, at #16 Sam Houston State (10/1/11)



Marcellus Mack • #9
Wide Receiver • 6-0 • 195 • Jr.-2L
Giddings, Texas (Giddings HS)

Sophomore (2012)

Played in all 12 games and started four contests ... caught 19 passes for 174 yards, including a 20-yard touchdown at Georgia State (Sept. 15) ... had a breakout outing against the Panthers that saw him haul in four receptions for 52 yards.

Freshman (2011)

Saw action in all 10 games, including three starts (McMurry/Georgia State/McNeese State) ... caught four passes for 34 yards and added six tackles (5 solos) on special teams ... recovered a fumble on a muffed punt return in the season opener against Northeastern State (Sept. 3) ... redshirted in 2010.

Prior To UTSA

Earned 2009 first-team All-District 25-3A accolades at both wide receiver and defensive back ... caught 37 passes for 789 yards and 10 TDs as a senior ... a second-team All-District 25-3A selection as a junior ... helped team to back-to-back district crowns and playoff appearances ... coached by Derek Fitzhenry ... earned four letters in track & field and helped team to a second-place finish at the Class 3A state meet ... also played baseball.

Personal

Born Feb. 25, 1992 ... son of Barbara and Reggie Mack ... exercise science major.

Career Statistics

Year	G/GS	Rec-Yds	Avg.	TD	Long
2012	12/4	19-174	9.2	1	24
2011	10/3	4-34	8.5	0	17
Total	22/7	23-208	9.0	1	24

Career Highs

Receptions: 4, at Georgia State (9/15/12)

Receiving Yards: 52, at Georgia State (9/15/12)



Ferrington Macon • #58
Defensive Tackle • 5-11 • 305 • Jr.-2L
Corpus Christi, Texas (Carroll HS)

Sophomore (2012)

Team captain who saw action in all 12 games, including 10 starts ... registered 18 tackles (7 solos/11 assists), including one for loss, and a fumble recovery at Idaho (Nov. 17) ... matched a career high with four stops at #22 Louisiana Tech (Nov. 3).

Freshman (2011)

Started the opening five contests and appeared in all 10 games overall ... registered 15 tackles (8 solos/7 assists), 3.5 TFLs and 2.5 sacks ... recorded the first sack in program history in the season opener against Northeastern State (Sept. 3) ... added a season-best four stops in the 31-3 victory ... redshirted in 2010.

Prior To UTSA

A 2009 third-team All-South Texas (*Corpus Christi Caller-Times*) and first-team All-District 27-5A selection ... recorded 81 tackles, eight sacks and one interception as a senior ... a first-team All-District 27-5A pick as a junior after posting 32 stops that season ... coached by Terry Morris.

Personal

Born April 29, 1992 ... son of Faryee and Prince Macon ... brother, Pryce played at Oklahoma from 2007-10 ... community health major.

Career Statistics

Year	G/GS	TT (S/A)	TFLs (Yds)	Sacks	FF/FR	INT	PBU	BLK
2012	12/10	18 (7/11)	1.0 (3)	0.0	0/1	0	0	0
2011	10/5	15 (8/7)	3.5 (14)	2.5	0/0	0	0	0
Total	22/15	33 (15/18)	4.5 (17)	2.5	0/1	0	0	0

Career Highs

Tackles: 4 (2x), last at #22 Louisiana Tech (11/3/12)

Tackles For Loss: 1.5 (2x), last vs. Bacone (9/24/11)

Sacks: 1.5, vs. Northeastern State (9/3/11)



Kyle McKinney • #67
Offensive Guard • 6-4 • 300 • Fr.-HS
Boerne, Texas (Champion HS)

Prior To UTSA

Brings excellent technique and great feet to the collegiate level ... a two-time Class 4A honorable mention all-state and first-team all-district honoree ... also named to the *San Antonio Express-News* all-area team as a senior ... graded out at more than 90 percent during his junior campaign ... coached by Danny Threadgill.

Personal

Born July 24, 1995 ... son of Aurora and Howard McKinney ... pre-business major.



Jesse Medrano • #59
Deep Snapper • 5-9 • 220 • Jr.-2L
San Antonio, Texas (Jay HS)

Sophomore (2012)

Played in all 12 games ... squad's place-kickers connected on all 45 PATs and 15-of-19 FG attempts (78.9 percent) ... punters averaged 35.7 yards per boot, landed nine inside the 20-yard line and forced a dozen fair catches.

Freshman (2011)

Served as team's deep snapper (punts) in eight contests ... team's punters averaged 35.6 yards per kick and pinned a dozen inside the 20-yard line and forced 12 fair catches.

Prior To UTSA

Saw action at deep snapper, tight end and wide receiver during his career ... started at wide receiver as a senior ... coached by Bobby Jack Goforth.

Personal

Born Sept. 22, 1992 ... son of Nancy and Daniel Medrano ... criminal justice major.



MEET THE ROADRUNNERS



Dalton Miller • #56
Linebacker • 5-11 • 220 • So.-1L
San Antonio, Texas (Warren HS)

Freshman (2012)

Saw action in the final nine contests of the fall, primarily on special teams ... recorded six tackles (1 solo/5 assists) ... racked up a season-best four stops against Northwestern

Oklahoma State (Sept. 22).

Prior To UTSA

Three-year starter at linebacker for head coach Bryan Dausin ... earned *San Antonio Express-News* all-area and District 27-5A Defensive MVP accolades following a senior campaign that saw him rack up 142 tackles and a pair of interception returns for touchdowns ... registered 78 stops en route to first-team all-district honors as a junior.

Personal

Born Dec. 15, 1993 ... son of Jandy and Mark Miller ... kinesiology major.

Career Highs

Year	G/GS	TT (S/A)	TFLs (Yds)	Sacks	FF/FR	INT	PBU	BLK
2012	9/0	6 (1/5)	0.0 (0)	0.0	0/0	0	0	0
Total	9/0	6 (1/5)	0.0 (0)	0.0	0/0	0	0	0

Career Highs

Tackles: 4, vs. Northwestern Oklahoma State (9/22/12)



Jeremiah Moeller • #85
Tight End • 6-2 • 245 • Sr.-2L
New Braunfels, Texas (Canyon HS)

Junior (2012)

Team captain played in all 12 contests with 11 starting assignments ... caught 10 passes for 145 yards (14.5 avg.) and a 34-yard touchdown in the season finale against I-35

rival Texas State (Nov. 24) ... racked up career highs of three receptions for 47 yards against the Bobcats ... also recorded four special teams tackles.

Sophomore (2011)

Appeared in all 10 games and started against South Alabama (Oct. 8) and Minot State (Nov. 19) ... primarily used as a blocker, he registered two receptions for 32 yards ... offense averaged 144.8 rushing yards per outing, including a season-best 289 on 39 carries (7.4 avg.) against Minot State ... also returned a kickoff for 16 yards against Georgia State (Oct. 29) ... sat out the 2010 season, as UTSA only practiced that fall.

Prior To UTSA

A two-time All-District 27-4A performer at defensive back his final two seasons ... registered 48 tackles and three interceptions as a junior ... played on both sides of the line of scrimmage during his career ... coached by Les Davis.

Personal

Born Jan. 8, 1991 ... son of Bittie and Hank Moeller ... kinesiology major.

Career Statistics

Year	G/GS	Rec-Yds	Avg.	TD	Long
2012	12/11	10-145	14.5	1	34t
2011	10/2	2-32	16.0	0	19
Total	22/13	12-177	14.8	1	34t

Career Highs

Receptions: 3, vs. Texas State (11/24/12)

Receiving Yards: 47, vs. Texas State (11/24/12)



Josiah Monroe • #15
Wide Receiver • 5-6 • 170 • Jr.-2L
Bastrop, Texas (Bastrop HS)

Sophomore (2012)

Appeared in all 12 games ... caught 10 passes for 81 yards, rushed once for five yards and returned one kickoff for 30 yards ... had career highs of three receptions for 33

yards against McNeese State (Nov. 10).

Freshman (2011)

Played in all 10 tilts and drew a start at McNeese State (Nov. 12) ... recorded eight receptions for 86 yards and hauled in a 14-yard touchdown pass against Minot State (Nov. 19) ... returned a kickoff for 22 yards against McMurry (Sept. 10) ... caught two passes against Bacone (Sept. 24) and Minot State.

Prior To UTSA

Posted a 30-9 record as a prep starting quarterback ... earned 2010 honorable mention Class 4A all-state and *Austin American-Statesman* second-team All-Centex accolades ... also was tabbed Bastrop County's Most Valuable Player his final two seasons ... named District 16-4A MVP as a senior after racking up a school-record 5,158 yards of total offense to go along with 57 total touchdowns ... passed for 3,740 yards and 38 TDs (both program records) and added another 1,418 yards on the ground with 19 scores ... set school career records for total offense (10,257 yards) and passing yards (7,674) ... completed 154-of-289 passes for 2,314 yards and 22 TDs as a junior en route to being named the District 25-5A MVP ... also compiled 715 rushing yards and five TDs ... named the District 25-5A Newcomer of the Year as a sophomore ... connected on 112-of-211 attempts for 1,620 yards and a dozen scores ... also picked up 450 yards and five TDs on the ground that season ... coached by Gerald Perry.

Personal

Born Nov. 1, 1992 ... son of Mary and Ozie Monroe ... kinesiology major.

Career Statistics

Year	G/GS	Rec-Yds	Avg.	TD	Long	Rush-Yds	Avg.	TD	Long
2012	12/0	10-81	8.1	0	19	1-5	5.0	0	5
2011	10/1	8-86	10.8	0	18	1-1	1.0	0	1
Total	22/1	18-167	9.3	0	19	2-6	3.0	0	5

Special Teams

Year	KR-Yds	Avg.	Long
2012	1-30	30.0	30
2011	1-22	22.0	22
Total	2-52	26.0	30

Career Highs

Receptions: 3 (2x), last vs. McNeese State (11/10/12)

Receiving Yards: 33, vs. McNeese State (11/10/12)



David Morgan • #82
Tight End • 6-4 • 260 • So.-1L
Marble Falls, Texas (Marble Falls HS)

Sophomore (2012)

Redshirted due to injury.

Freshman (2011)

Played in all 10 games with a pair of starts at #16 Sam Houston State (Oct. 1) and UC Davis (Oct. 15) ... caught 13 passes for 214 yards (16.5 avg.) and two touchdowns ... had at least one reception in the opening nine contests ... posted a season-long catch-and-run of 63 yards in the season opener against Northeastern State (Sept. 3) ... hauled in three throws for 35 yards and a 10-yard score at Southern Utah (Sept. 17) ... also reached yardstick from seven yards out at McNeese State (Nov. 12).



Prior To UTSA

A 2010 second-team Class 4A all-state, *Austin American-Statesman* first-team All-Centex and first-team All-District 25-4A honoree at wide receiver ... caught 68 passes for 1,251 yards (18.4 avg.) and 14 touchdowns ... also earned honorable mention academic all-state accolades as a senior ... recorded 27 receptions for 478 yards (17.7 avg.) and eight TDs en route to first-team all-district honors as a junior ... a three-time academic all-district honoree ... coached by Cord Woerner.

Personal

Born May 19, 1993 ... son of Christine and David Morgan ... business major.

Career Statistics

Year	G/GS	Rec-Yds	Avg.	TD	Long
2011	10/2	13-214	16.5	2	63
Total	10/2	13-214	16.5	2	63

Career Highs

Receptions: 3 (2x), last at Southern Utah (9/17/11)

Receiving Yards: 63, vs. Northeastern State (9/3/11)



Jason Neill • #96
Defensive End • 6-2 • 260 • Jr.-2L
Flower Mound, Texas (Marcus HS)

Sophomore (2012)

Played in 10 games ... missed the Rice (Oct. 13) and San Jose State (Oct. 20) tilts due to injury ... collected 12 tackles (7 solos/5 assists), including two for loss and a sack, a team-leading seven QB hurries and a pair of pass breakups ... recorded a season-high four stops, one sack and two QB hurries in the home opener against Texas A&M-Commerce (Sept. 8) ... had another four tackles and four hurries against Northwestern Oklahoma State (Sept. 22).

Freshman (2011)

Saw action in all 10 games, including a half dozen starts ... racked up 14 tackles (7 solos), including four for loss and a sack, and two quarterback hurries ... also returned an interception 67 yards for a touchdown in the season finale against Minot State (Nov. 19) ... posted a season-high six stops (3 solos), two TFLs and a sack at McNeese State (Nov. 12).

Prior To UTSA

Played quarterback as a sophomore and flourished when moved to the defensive line prior to his junior campaign ... tabbed the 2010 District 8-5A Defensive Player of the Year after registering 66 tackles, five sacks and an interception ... earned consensus first-team All-District 6-5A honors as a junior ... coached by Bryan Erwin.

Personal

Born Oct. 28, 1992 ... son of Rita and Jeff Neill ... exercise science major.

Career Statistics

Year	G/GS	TT (S/A)	TFLs (Yds)	Sacks	FF/FR	INT	PBU	BLK
2012	10/0	12 (7/5)	2.0 (4)	1.0	0/0	0	2	0
2011	10/6	14 (7/7)	4.0 (11)	1.0	0/0	1	0	0
Total	20/6	26 (14/12)	6.0 (15)	2.0	0/0	1	0	0

Career Highs

Tackles: 6, at McNeese State (11/12/11)

Tackles For Loss: 2, at McNeese State (11/12/11)

QB Hurries: 4, vs. Northwestern Oklahoma State (9/22/12) ^

^ UTSA record



Skylar Nelson • #96
Defensive End • 6-3 • 250 • Fr.-HS
San Antonio, Texas (Alamo Heights HS)

Prior To UTSA

Grayshirted after signing a National Letter of Intent in February 2012 ... prep linebacker who was a 2011 second-team Class 4A all-state honoree, two-time *San Antonio Express-News* all-area selection and two-time District 27-4A Defensive Most Valuable Player ... racked up 181 tackles, 13 TFLs, three sacks and seven QB hurries as a senior ... also forced four fumbles, recovered two, picked off three passes and blocked a pair of kicks that season ... recorded 169 stops, including 23 for loss, five pass breakups, one fumble recovery and a forced fumble as a junior ... coached by Don Byrd.

Personal

Born Nov. 22, 1993 ... son of Laura and Eric Nelson ... undeclared major.



Bennett Okotcha • #21
Cornerback • 6-0 • 195 • So.-SQ
Coppell, Texas (Coppell HS/Oklahoma)

Freshman (2012)

Did not play after transferring from Oklahoma ... has three seasons of eligibility remaining.

Prior To UTSA

Sat out the 2011 campaign as a redshirt at Oklahoma ... two-year starter for head coach Joe McBride at Coppell High School ... earned second-team Class 5A all-state, first-team all-area (*The Dallas Morning News*) and first-team All-District 7-5A honors as a senior ... recorded 37 tackles, intercepted three passes and broke up 13 that season in helping lead the Cowboys to a 13-1 record and a berth in the UIL 5A Division I state quarterfinals ... registered a pair of picks and also caught nine passes for 142 yards and a touchdown en route to all-district accolades as a junior ... coached by Joe McBride.

Personal

Born Feb. 7, 1993 ... son of Stella and Ephraim Okotcha ... brother, Evans, is a senior running back for the Roadrunners ... communications major.



Evans Okotcha • #36
Running Back • 5-9 • 220 • Sr.-2L
Coppell, Texas (Coppell HS/Portland State)

Program's all-time leading rusher with 776 yards and also owns school records with 16 total touchdowns (12 rush/4 rec)

Junior (2012)

Saw action in all 12 contests and drew starts at New Mexico State (Sept. 29) and against Utah State (Oct. 27) ... carried the ball 106 times for 450 yards (4.2 avg.) and scored a team-leading eight touchdowns ... also led the squad with 24 receptions for 349 yards (14.5 avg.) and three more scores ... added two kickoff returns for 27 yards and paced club with 826 all-purpose yards (68.8 ypg) ... rushed for a season-best 93 yards on just 11 attempts and caught a 21-yard pass in the finale against Texas State (Nov. 24) ... set program records with three rushing TDs and 20 carries and added a season-high four receptions at Georgia State (Sept. 15) ... scored twice against Northwestern Oklahoma State (Sept. 22) ... racked up a season-best 76 receiving yards on just two catches against San Jose State (Oct. 20).

— continued —



MEET THE ROADRUNNERS

Evans Okotcha (continued)

Sophomore (2011)

Started five times and appeared in all 10 contests overall ... rushed for a team-leading 326 yards on 50 carries (6.5 avg.) and added 10 receptions for 148 yards ... also topped the squad with five total touchdowns (4 rush/1 pass) ... average score covered nearly 34 yards ... ran for a program record 106 yards on just eight totes and scored from 39 yards out against Bacone (Sept. 24) ... added 79 yards on just three carries, 77 of which came on a run to paydirt, against Minot State (Nov. 19) ... rushed for 25 yards and a score on eight attempts and caught three passes for 70 yards, including a 50-yard TD, against South Alabama (Oct. 8) ... redshirted in 2010.

Prior To UTSA

Played in 10 games at Portland State in 2009 ... rushed for 173 yards on 49 carries and scored one touchdown ... added five receptions for 31 yards ... also returned a kickoff for 23 yards ... a two-time first-team All-District 6-5A selection during his prep career ... ran for 1,095 yards on 127 totes (8.6 avg.) and reached paydirt a dozen times as a senior ... also racked up 35 catches for 353 yards and four scores that fall ... ran for 709 yards and 13 scores on 101 attempts (7.0 avg.) and hauled in 33 passes for 269 yards and another touchdown as a junior ... recorded 155 rushing yards on 33 carries and caught a 25-yard pass in his debut season in 2006 ... coached by Bob Shipley.

Personal

Born Sept. 12, 1990 ... son of Stella and Ephraim Okotcha ... brother, Bennett, is a sophomore cornerback for the Roadrunners ... business major.

Career Statistics

Year	G/GS	Rush-Yds	Avg.	TD	Long	Rec-Yds	Avg.	TD	Long
2012	12/2	106-450	4.2	8	37	24-349	14.5	3	69†
2011	10/5	50-326	6.5	4	77†	10-148	14.8	1	50†
Total	22/7	156-776	5.0	12	77†	34-497	14.6	4	69†

Special Teams

Year	KR-Yds	Avg.	Long
2012	2-27	13.5	14
2011	1-9	9.0	9
Total	3-36	12.0	14

Career Highs

Rushing Attempts: 20, at Georgia State (9/15/12) ^
Rushing Yards: 106, vs. Bacone (9/24/11) ^
Rushing Touchdowns: 3, at Georgia State (9/15/12) ^
Receptions: 4, at Georgia State (9/15/12)
Receiving Yards: 76, vs. San Jose State (10/20/12)
^ UTSA record



Tank O'Neal • #34
Linebacker • 6-0 • 210 • Fr.-HS
Grand Prairie, Texas (South Grand Prairie HS)

Prior To UTSA

A 2012 *Dave Campbell's Texas Football* Top 300 selection ... a first-team All-District 7-5A performer, who racked up 85 tackles as a senior... registered 98 stops during his junior campaign en route to second-team All-District 5-5A accolades ... coached by Brent Whitson ... prep teammate of fellow 2013 signee Breyun Owens.

Personal

Born April 4, 1995 ... son of Stacy Moore ... undeclared major.



Breyun Owens • #62
Offensive Guard • 6-2 • 350 • Fr.-HS
Grand Prairie, Texas (South Grand Prairie HS)

Prior To UTSA

A 2012 *Dave Campbell's Texas Football* Top 300 selection ... a three-year starter who earned second-team All-District 7-5A accolades his final two seasons ... a two-year state qualifier in wrestling and also a member of the water polo team ... coached by Brent Whitson ... prep teammate of fellow 2013 signee Tank O'Neal.

Personal

Born Nov. 3, 1994 ... son of Ida Perkins and Clarence Nevels ... undeclared major.



Juan Perez • #60
Center • 6-2 • 275 • Fr.-HS
North Richland Hills, Texas (Birdville HS)

Prior To UTSA

Earned first-team all-district laurels his final two seasons for coach Jim Skinner ... helped lead team to a 13-1 record and the UIL Class 4A Division I state quarterfinals as a senior ... offense rolled up more than 6,600 yards that season and another 4,500-plus in 2011 ... helped lead team to 10 wins and a berth in the 4A region semifinals as a sophomore.

Personal

Born April 25, 1995 ... son of Rocio and Juan Sanchez ... pre-engineering major.



Brian Price • #91
Defensive Tackle • 6-3 • 315 • So.-TR
Lafayette, Ind. (McCutcheon HS/Hancock [Calif.] JC)

Prior To UTSA

Signed National Letter of Intent in December 2012 and attended classes at UTSA last spring ... a second-team All-Northern Conference selection as a true freshman after ranking second on team with 61 tackles, including four for loss and a half sack, in nine games of action ... had a pair of double-digit tackle performances in 2012, including a career-best 11 against Bakersfield College on Nov. 3 ... has three years of eligibility remaining ... earned all-state, all-area and all-conference honors his final two prep seasons at McCutcheon High School.

Personal

Born June 24, 1994 ... son of Lisa Ware and Brian Price ... communications major.



Payton Rion • #51
Offensive Guard • 6-3 • 285 • Jr.-1L
Bulverde, Texas (Smithson Valley HS)

Sophomore (2012)

Saw limited action in six contests ... graded out at 81 percent in his 91 offensive snaps ... also recorded four knockdown blocks, including a season-best two against Northwestern Oklahoma State (Sept. 22).

Freshman (2011)

Started seven of the first eight contests and saw action in eight tilts overall ... did not play against South Alabama (Oct. 8) or at McNeese State (Nov. 12)



due to injury ... offense averaged 27.3 points, 400.5 total yards (190.5 rush/210 pass) and 20 first downs in his eight appearances ... team rushed for a season-best 289 yards on 39 carries (7.4 avg.) against Minot State (Nov. 19).

Prior To UTSA

Began prep career on defensive line but moved to offense for his final two seasons ... a 2010 honorable mention Class 4A all-state, *San Antonio Express-News* first-team all-area and unanimous first-team All-District 27-4A selection ... averaged more than three pancake blocks per game as a senior and 75 percent of team's rushing yards came with him leading the way ... made a successful transition from defensive end to offensive guard as a junior ... an academic all-district honoree ... coached by Larry Hill.

Personal

Born July 30, 1992 ... son of Becki and Dennis Rion ... business major.



Austin Robinson • #3
Quarterback • 6-3 • 220 • Fr.-HS
Houston, Texas (Episcopal HS)

Prior To UTSA

A 2012 *Dave Campbell's Texas Football* Top 300 selection ... helped lead team to first-ever Southwest Preparatory Conference (SPC) Big-School Championship and was a finalist for the Touchdown Club of Houston Private School Offensive Player of the Year as a senior ... completed 105-of-178 passes (59 percent) for 1,487 yards and 14 touchdowns and averaged nearly eight yards per rush (801 on 101 carries) to go along with seven scores en route to All-SPC laurels as a senior ... accounted for 25 total TDs (13 pass/12 rush) as a junior while connecting on 123-of-226 passes (54.4 percent) for 1,479 yards ... added another 521 yards on 147 rushes ... saw limited action as a sophomore but threw for 538 yards and seven touchdowns ... coach by Steve Leisz.

Personal

Born Sept. 13, 1995 ... son of Deneia and Allen Robinson ... undeclared major.



Will Ritter • #40
Defensive End • 6-1 • 235 • Sr.-2L
Odessa, Texas (Permian HS/Western Illinois)

Junior (2012)

Played in 11 games, including eight starting assignments ... missed the San Jose State (Oct. 20) contest due to injury ... second on the team with 3.5 sacks ... also recorded 26 tackles (10 solos/16 assists), including four for loss, three QB hurries, one forced fumble, a fumble recovery and one pass breakup ... top performance came at Rice (Oct. 13) when he made eight stops (six solos) and forced a fumble.

Sophomore (2011)

Played in seven games with five starting assignments ... recorded 14 tackles (7 solos), including 2.5 tackles for loss and 1.5 sacks, and a pair of QB hurries ... racked up a season-high five stops against Georgia State (Oct. 29) ... sat out the 2010 season after transferring, as UTSA only practiced that fall.

Prior To UTSA

Redshirted the 2009 campaign at Western Illinois ... earned All-District 2-5A honors as a prep senior after recording 46 tackles, including eight for loss and five sacks, 26 QB hurries and a fumble recovery ... helped lead team to undefeated regular seasons and 12-1 records overall in each of his two final campaigns ... coached by Darren Allman.

Personal

Born April 5, 1991 ... son of Joanna McCracken and William Ritter Sr. ... father played defensive end at Texas Tech from 1992-94 ... psychology major.

Career Statistics

Year	G/GS	TT (S/A)	TFLs (Yds)	Sacks	FF/FR	INT	PBU	BLK
2012	11/8	26 (10/16)	4.0 (34)	3.5	1/1	0	1	0
2011	7/5	14 (7/7)	2.5 (8)	1.5	0/0	0	0	0
Total	18/13	40 (17/23)	6.5 (42)	5.0	1/1	0	1	0

Career Highs

Tackles: 8, at Rice (10/13/12)
 Tackles For Loss: 1.5, Texas State (11/24/12)
 Sacks: 1.5, Texas State (11/24/12)



Cody Rogers • #43
Defensive End • 6-0 • 250 • Jr.-2L
San Antonio, Texas (Brandeis HS)

Sophomore (2012)

Made a successful switch to defensive end ... played in 10 games and started nine of those contests ... missed the Northwestern Oklahoma State (Sept. 22) and New Mexico State (Sept. 29) tilts due to injury ... posted 31 tackles (18 solos/13 assists), including 4.5 TFLs and 2.5 sacks, and four QB hurries ... racked up seven stops, one of which went for loss and a half sack in the season finale against I-35 rival Texas State (Nov. 24) ... had three other outings with four tackles (South Alabama/Texas A&M-Commerce/Rice).

Freshman (2011)

Saw action in nine games at safety and linebacker ... started the final three contests ... registered 37 tackles (16 solos/21 assists), including a program-record 16 (7 solos/9 assists) at McNeese State (Nov. 12) ... also had a pair of six-tackle efforts against Bacone (Sept. 24) and Georgia State (Oct. 29) ... redshirted in 2010.

Prior To UTSA

A 2009 second-team Class 5A all-state honoree and also tabbed the *San Antonio Express-News* Area Defensive Player of the Year ... also earned first-team all-district honors and played in the THSCA All-Star Game ... collected 144 tackles, including 36 for loss, 19 sacks, a pair of interceptions and five blocked punts as a senior ... helped team post a 12-2 record, as it advanced to the quarterfinals of the state playoffs ... a second-team All-District 28-5A performer as a junior after posting 94 stops ... coached John Campbell.

Personal

Born March 28, 1992 ... son of Jacky and Kevin Rogers ... physical education major.

Career Statistics

Year	G/GS	TT (S/A)	TFLs (Yds)	Sacks	FF/FR	INT	PBU	BLK
2012	10/9	31 (18/13)	4.5 (29)	2.5	0/0	0	0	0
2011	9/3	37 (16/21)	1.0 (6)	0.5	0/0	0	0	0
Total	19/12	68 (34/34)	5.5 (35)	3.0	0/0	0	0	0

Career Highs

Tackles: 16, at McNeese State (11/12/11) ^
 Tackles For Loss: 1.5, vs. Texas State (Nov. 24)

^ UTSA record



MEET THE ROADRUNNERS



Mauricio Sanchez • #25
Safety • 6-0 • 195 • Jr.-2L
San Antonio, Texas (Warren HS)

Sophomore (2012)

Drew starts in the opening six contests and played in nine overall ... missed the San Jose State (Oct. 20), Utah State (Oct. 27) and Louisiana Tech (Nov. 3) outings due to injury ... registered 35 tackles (13 solos/22 assists) ... had a season-high nine stops at New Mexico State (Sept. 29).

Freshman (2011)

Started seven games and appeared in nine overall ... recorded 44 tackles (17 solos/27 assists) and his forced fumble against Northeastern State (Sept. 3) was the first in program history ... added six stops in the 31-3 victory and seven two weeks later at Southern Utah (Sept. 17) ... posted a career-high dozen tackles (6 solos) at #16 Sam Houston State (Oct. 1).

Prior To UTSA

Two-year team captain and Most Valuable Player who recorded more than 250 tackles his final two seasons ... posted 137 stops, four pass breakups and three interceptions en route to 2010 *San Antonio Express-News* first-team all-area and first-team All-District 27-5A accolades ... racked up 115 tackles and a pair of fumble recoveries as a junior and was a second-team All-District 28-5A selection ... coached by Bryan Dausin.

Personal

Born Sept. 26, 1992 ... son of Griselda and Javier Sanchez ... pre-business major.

Career Statistics

Year	G/GS	TT (S/A)	TFLs (Yds)	Sacks	FF/FR	INT	PBU	BLK
2012	9/6	35 (13/22)	0.0 (0)	0.0	0/0	0	0	0
2011	9/7	44 (17/27)	0.5 (0)	0.0	1/0	0	0	0
Total	18/13	79 (30/49)	0.5 (0)	0.0	1/0	0	0	0

Career Highs

Tackles: 12, at #16 Sam Houston State (10/1/11)



Nate Shaw • #27
Running Back • 5-11 • 235 • Jr.-2L
Austin, Texas (Anderson HS)

Sophomore (2012)

Played in all 12 games and started four contests (South Alabama/Northwestern Oklahoma State/Rice/Texas State) ... rushed two times for five yards and scored from a yard out against Northwestern Oklahoma State (Sept. 22) ... also caught five passes for 28 yards and returned a pair of kickoffs for 11 ... had a career-best two receptions for 11 yards against McNeese State (Nov. 10) ... added three tackles and forced a fumble on special teams.

Freshman (2011)

Played in nine games, primarily on special teams ... carried the ball four times for 16 yards and a 5-yard touchdown in the season finale against Minot State (Nov. 19) ... also returned a kickoff 16 yards and registered a solo tackle at McNeese State (Nov. 12) ... saw action at deep snapper (punts) in two contests ... redshirted in 2010.

Prior To UTSA

A two-time team captain who played offensive guard and linebacker during his prep career ... earned All-District 25-5A laurels at guard his final two seasons ... tabbed honorable mention all-district at linebacker as a sophomore ... coached by Marc Reiland.

Personal

Born Dec. 31, 1991 ... son of Daphine and Michael Shaw ... exercise science major.

Career Statistics

Year	G/GS	Rush-Yds	Avg.	TD	Long	Rec-Yds	Avg.	TD	Long
2012	12/4	2-5	2.5	1	4	5-28	5.6	0	10
2011	9/0	4-16	4.0	1	6	1-11	11.0	0	11
Total	21/4	6-21	3.5	2	6	6-39	6.5	0	11

Special Teams

Year	KR-Yds	Avg.	Long
2012	2-11	5.5	10
2011	1-16	16.0	16
Total	3-27	9.0	16

Career Highs

Rushing Attempts: 4, vs. Minot State (11/19/11)
Rushing Yards: 16, vs. Minot State (11/19/11)
Receptions: 2, vs. McNeese State (11/10/12)
Receiving Yards: 11 (2x), last vs. McNeese State (11/10/12)



CheRod Simpson • #41
Running Back • 5-10 • 205 • Sr.-2L
Oakland, Calif. (Bishop O'Dowd HS/Texas A&M-Commerce)

Junior (2012)

Appeared in all 12 games ... rushed 19 times for 78 yards (4.1 avg.) and added a pair of receptions for 16 yards ... also saw action on special teams.

Sophomore (2011)

Played in all 10 contests ... carried the ball 10 times for 27 yards and added seven catches for 79 yards, including a 22-yard touchdown against McMurry (Sept. 10) ... caught two passes for 46 yards in that contest and hauled in three more for 22 in the season opener against Northeastern State (Sept. 3) ... added 17 rushing yards against Bacone (Sept. 24) ... redshirted in 2010, as UTSA only practiced that fall.

Prior To UTSA

Saw action in seven games on special teams in 2009 as a freshman at Texas A&M-Commerce ... collected three unassisted tackles that year ... a two-year prep standout ... rushed for 1,066 yards on 181 carries as a senior and was named team's Most Valuable Player ... also presented with the National Football Foundation's and College Football Hall of Fame's Scholar-Athlete Award as a senior ... ran for more than 1,200 yards and 23 touchdowns as a junior.

Personal

Born May 11, 1991 ... son of Cheryl and Rodney Simpson ... exercise science major.

Career Statistics

Year	G/GS	Rush-Yds	Avg.	TD	Long	Rec-Yds	Avg.	TD	Long
2012	12/0	19-78	4.1	0	18	2-16	8.0	0	12
2011	10/0	10-27	2.7	0	6	7-79	11.3	1	22†
Total	22/0	29-105	3.6	0	18	9-95	10.6	1	22†

Career Highs

Rushing Attempts: 10, at Georgia State (9/15/12)
Rushing Yards: 43, vs. Northwestern Oklahoma State (9/22/12)
Receptions: 3, vs. Northeastern State (9/3/11)
Receiving Yards: 46, vs. McMurry (9/10/11)



Robert Singletary • #50
Defensive End • 6-2 • 250 • Jr.-SQ
Kingwood, Texas (Kingwood HS/Baylor)

Sophomore (2012)

Did not play after transferring from Baylor ... has two seasons of eligibility remaining.

Prior To UTSA

Appeared in all 13 games, exclusively on special teams, at Baylor in 2011 ... recorded two tackles (vs. Stephen F. Austin/Washington) ... a three-year prep starter for head coach Dougald McDougald ... earned second-team All-District 19-5A honors as a senior after registering 95 stops, a pair of sacks, three forced fumbles and three fumble recoveries in his first season at linebacker ... played wide receiver and tight end the previous year ... also a three-year basketball starter.

Personal

Born March 18, 1992 ... son of Carmen and Clem Singletary ... older brother, Mike, was an All-Big 12 Conference basketball performer at Texas Tech from 2007-11 ... communications major.



Eric Soza • #8
Quarterback • 6-0 • 210 • Sr.-2L
Beeville, Texas (Jones HS/Texas State)

· Member of Manning Award (nation's top QB) and Earl Campbell Tyler Rose Award (top offensive player in Division I with ties to the state of Texas) preseason watch lists & AFCA Good Works Team nominee

- Owns a 12-8 record (.600) in two seasons as UTSA's starting quarterback
- One of five finalists for the 2013 Coach John Wooden Citizenship Cup
- One of 10 finalists for the 2012 ARA Sportsmanship Award
- Program's all-time leading passer (338-for-589/4,233 yards/34 TDs) and rusher by attempts (162)

Junior (2012)

One of 10 finalists for the Awards and Recognition Association Sportsmanship Award ... team captain started 10 contests ... missed the San Jose State (Oct. 20) and Utah State (Oct. 27) tilts due to injury ... completed 166-of-282 (58.9 percent) passes for 2,085 yards and 20 touchdowns, including a program-record four at #22 Louisiana Tech (Nov. 3) ... his 314 passing yards against the Bulldogs and 82-yard TD toss to Kenny Bias at New Mexico State (Sept. 29) also were school marks ... threw just three interceptions and, at one time, went an FBS-leading 256 passes between picks ... rushed for 364 yards and six TDs on 67 carries (5.4 avg.) ... tied a program record with three rushing scores at Idaho (Nov. 17) ... accounted for 244.9 yards of total offense per game ... rushed for 97 yards on seven carries against Texas State (Nov. 24) and another 89 on 11 totes a week earlier at Idaho.

Sophomore (2011)

Started all 10 games in his first action since his senior year of high school in 2008 ... completed 172-of-307 passes (56 percent) for 2,148 yards and 14 touchdowns ... had five passes of at least 50 yards (three TDs) and averaged 24.9 yards per touchdown ... second on the team with 285 rushing yards and scored three times on 95 carries ... accounted for 243.3 yards of total offense per outing ... scored the first touchdown in program history when he reached paydirt from 14 yards out against Northeastern State (Sept. 3) ... connected on 17-of-29 passes for 237 yards and a pair of scores in addition to rushing for 102 yards on 14 totes in the historic 31-3 victory ... threw for a season-high 257 yards and two TDs at UC Davis (Oct. 15) ... added a pair of TD passes against McMurry (Sept. 10), South Alabama (Oct. 8), McNeese State (Nov. 12) and Minot State (Nov. 19) ... sat out the 2010 campaign, as UTSA only practiced that fall.

Prior To UTSA

Transfer from Texas State, where he sat out as a redshirt in 2009 ... played for his father, Chris, at Beeville Jones High School ... totaled 8,052 passing yards and 86 touchdown passes to go along with 1,598 rushing yards and 29 TDs in his career ... also racked up 65 tackles and five interceptions ... passed for 2,248 yards and 25 TDs, rushed for 1,001 yards and 15 scores and registered 28 tackles and two picks as a senior ... named the All-South Texas Offensive Player of the Year, first-team all-area and District 30-4A MVP that season ... tabbed honorable mention all-state, first-team All-South Texas, all-area co-MVP and the district's Offensive Player of the Year as a junior ... the District 30-4A Offensive Player of the Year as a sophomore and Newcomer of the Year as a freshman ... a four-time district all-academic selection ... a starter in basketball and baseball and also lettered in golf and track & field.

Personal

Born Aug. 12, 1990 ... son of Colleen and Chris Soza ... father currently is the head coach at Alice (Texas) High School ... physical education major who graduated in May 2013 and currently is attending graduate school.

Career Statistics

Year	G/GS	C-A-Yds	TD-INT	Long	Rush-Yds	Avg.	TD	Long
2012	10/10	166-282-2,085	20-3	82f	67-364	5.4	6	33f
2011	10/10	172-307-2,148	14-9	63	95-285	3.0	3	19
Total	20/20	338-589-4,233	34-12	82f	162-649	4.0	9	33f

Career Highs

- Rushing Attempts: 15, vs. South Alabama (10/8/11)
- Rushing Yards: 102, vs. Northeastern State (9/3/11)
- Rushing Touchdowns: 3, at Idaho (11/17/12) ^
- Passing Completions: 26, at #16 Sam Houston State (10/1/11) ^
- Passing Attempts: 52, at #16 Sam Houston State (10/1/11) ^
- Passing Yards: 314, at #22 Louisiana Tech (11/3/12) ^
- Passing Touchdowns: 4, at #22 Louisiana Tech (11/3/12) ^

^ UTSA record



Darrien Starling • #24
Cornerback • 5-9 • 195 • Jr.-2L
Tyler, Texas (John Tyler HS)

Sophomore (2012)

Played in 11 games and started 10 ... did not play against Texas A&M-Commerce (Sept. 8) due to injury ... accumulated 33 tackles (27 solos/6 assists) and pair of pass breakups in addition to recovering a fumble at Georgia State (Sept. 15) ... recorded a season-best five stops in three different outings (Utah State/McNeese State/Texas State).

Freshman (2011)

Started all 10 contests ... made 35 tackles (23 solos/12 assists), registered a pair of interceptions and broke up a total of six passes ... his pick against McMurry (Sept. 10) was the first in program history ... added a half dozen stops (5 solos) in that contest ... had a season-high seven tackles (4 solos) in the season opener against Northeastern State (Sept. 3) ... other INT came at McNeese State (Nov. 12) ... redshirted in 2010.

Prior To UTSA

Earned 2009 first-team All-East Texas (*Tyler Morning Telegraph*), first-team all-area and first-team All-District 11-5A accolades as a senior ... collected 33 tackles, intercepted five passes (one TD), broke up 12 passes and forced a pair of fumbles to help lead team to a 12-2 record and the fourth round of the state playoffs ... coached by Dereck Rush.

— continued —



MEET THE ROADRUNNERS

Darrien Starling (continued)

Personal

Born Jan. 13, 1992 ... son of Teresa Whitmill and Jerry Starling ... advertising/public relations major.

Career Statistics

Year	G/GS	TT (S/A)	TFLs (Yds)	Sacks	FF/FR	INT	PBU	BLK
2012	11/10	33 (27/6)	0.0 (0)	0.0	0/1	0	2	0
2011	10/10	35 (23/12)	0.0 (0)	0.0	0/0	2	6	0
Total	21/20	68 (50/18)	0.0 (0)	0.0	0/1	2	8	0

Career Highs

Tackles: 7, vs. Northeastern State (9/3/11)
Pass Breakups: 2, vs. Bacone (9/24/11)



Kristian Stern • #38
Punter/Place-Kicker • 5-11 • 185 • Jr.-11
San Antonio, Texas (Alamo Heights HS)

· Program's all-time leading punter (40.2 avg.)

Sophomore (2012)

Saw action in the final nine games ... missed just one kick on the season and accounted for 39 points ... was a perfect 24-for-24 on extra-point attempts and 5-for-6 on field goals (83.3 percent) with a long of 41 yards against San Jose State (Oct. 20) ... punted 23 times for 913 yards (39.7 avg.), including a season-long 50-yarder against McNeese State (Nov. 10) ... also had a pair of touchbacks on his 14 kickoffs ... tied a program record with seven PATs against Northwestern Oklahoma State (Sept. 22) ... connected on a season-high two FGs at Rice (Oct. 13).

Freshman (2011)

Served as the team's punter in the final four tilts ... punted 16 times for 655 yards (40.9 avg.) ... seven resulted in fair catches and five were dropped inside the 20-yard line ... averaged 49.3 yards per kick, including a season-long 52-yarder, at UC Davis (Oct. 15).

Prior To UTSA

Earned third-team Class 4A all-state, first-team all-area and unanimous first-team All-District 27-4A accolades as senior ... connected on 48 PATs and was good on 12-of-15 field goals with a long of 40 yards that season ... coached by Don Byrd.

Personal

Born Feb. 10, 1993 ... son of Karen and Dan Stern ... economics major.

Career Statistics

Year	G	PATs	Pct.	FGs	Pct.	Long	Pts	KO	TB
2012	9	24-24	100.0	5-6	83.3	41	39	14	2
2011	4	0-0	—	0-0	—	—	0	0	0
Total	13	24-24	100.0	5-6	83.3	41	39	14	2

Punting

	No-Yds	Avg.	Long	FC	I20
2012	23-914	39.7	50	6	4
2011	16-655	40.9	55	7	5
Total	39-1,569	40.2	55	13	9

Career Highs

Extra Points: 7, vs. Northwestern Oklahoma State (9/22/12) ^
Field Goals: 2, at Rice (10/13/12)
Points: 7 (2x), last vs. McNeese State (11/10/12)
Touchbacks: 2, at New Mexico State (9/29/12)
Punts: 7, vs. Utah State (10/27/12) ^
^ UTSA record



Trevor Stevens • #87
Tight End • 6-4 • 250 • Fr.-RS
Friendswood, Texas (Friendswood HS)

Freshman (2012)
Redshirted.

Prior To UTSA

Three-year starter who caught 20 passes for 187 yards and five touchdowns during his prep career ... earned second-team All-District 24-4A honors his final two seasons ... hauled in 11 passes for 140 yards and four scores as a junior ... helped team post a 13-2 record and reach the Class 4A Division I semifinals that season ... coached by Steve Van Meter.

Personal

Born Feb. 19, 1994 ... son of Kelly and Eric Stevens ... pre-business major.



Aron Taylor • #17
Wide Receiver • 6-1 • 200 • Fr.-HS
San Antonio, Texas (Warren HS)

Prior To UTSA

Tabbed first-team all-area by the *San Antonio Express-News* and was a unanimous All-District 27-5A pick as a senior ... recorded 55 receptions for 837 yards (15.2 avg.) and nine touchdowns that season ... also handled the team's punting duties and averaged 41.5 yards on 29 boots ... earned second-team all-area and first-team all-district accolades as a junior after helping lead his team to a school-record 11 wins ... caught 46 passes for 794 yards (17.3 avg.) and 14 TDs that fall ... coached by Brian Dausin.

Personal

Born Sept. 25, 1994 ... son of Bonnie and Andrew Taylor ... kinesiology major.



Blake Terry • #52
Linebacker • 5-11 • 220 • Jr.-2L
Denton, Texas (Guyer HS)

Sophomore (2012)

Played in all 12 games and drew starts in the opening four contests of the year ... accumulated 64 tackles (34 solos/30 assists), including three for loss and a sack, and forced a fumble against Northwestern Oklahoma State (Sept. 22) ... recorded career highs of 11 stops and 1.5 TFLs, including one sack, in the home opener against Texas A&M-Commerce (Sept. 8) ... added eight tackles at #22 Louisiana Tech (Nov. 3).

Freshman (2011)

Saw action in nine games ... collected nine tackles (2 solos/7 assists), 1.5 TFLs and a sack against Bacone (Sept. 24) ... registered a pair of stops in four of his outings.

Prior To UTSA

Helped lead prep squad to 38 victories from 2008-10 ... earned first-team All-District 7-5A honors as a senior after recording 132 tackles, 14 QB hurries, four sacks, a fumble recovery and an interception from the defensive end spot ... team advanced to Class 5A Division II State Championship Game (lost to Cibolo Steele, 24-21) and finished the year with a 13-3 record ... a first-team All-District 5-4A selection at linebacker as a junior ... helped lead club to berths in the 2009 Class 4A and 2008 Class 5A Division I state semifinals ... coached by John Walsh.



Personal

Born Oct. 3, 1991 ... son of Ruthie and Val Terry ... criminal justice major.

Career Statistics

Year	G/GS	TT (S/A)	TFLs (Yds)	Sacks	FF/FR	INT	PBU	BLK
2012	12/4	64 (34/30)	3.0 (8)	1.0	1/0	0	0	0
2011	9/0	9 (2/7)	1.5 (5)	1.0	0/0	0	0	0
Total	21/4	73 (36/37)	4.5 (13)	2.0	1/0	0	0	0

Career Highs

Tackles: 11, vs. Texas A&M-Commerce (9/8/12)

Tackles For Loss: 1.5, vs. Texas A&M-Commerce (9/8/12)



Brian Vaughn • #13
Running Back • 5-6 • 180 • So.-SQ
Fort Worth, Texas (All Saints HS)

Freshman (2012)

Appeared in six games ... rushed eight times for 72 yards (9.0 avg.) with a long of 36 yards against San Jose State (Oct. 20) ... also caught a 29-yard pass at #22 Louisiana

Tech (Nov. 3) and added a pair of rushes for 21 yards in that contest.

Prior To UTSA

Rushed 118 times for 1,068 yards (9.1 avg.) and 14 touchdowns en route to first-team All-Southwest Preparatory Conference honors as a senior ... also registered 22 receptions for 356 yards (16.2 avg.) and four more scores that season ... tabbed team's Offensive Most Valuable Player ... saw a majority of action on defense as a junior ... racked up 40 tackles (30 solos/10 assists), five pass breakups, two interceptions and a pair of fumble recoveries that year ... coached by Aaron Beck.

Personal

Born Dec. 2, 1993 ... son of leasha Stewart and Todd Vaughn ... pre-business major.

Career Statistics

Year	G/GS	Rush-Yds	Avg.	TD	Long	Rec-Yds	Avg.	TD	Long
2012	6/0	8-72	9.0	0	36	1-29	29.0	0	29
Total	6/0	8-72	9.0	0	36	1-29	29.0	0	29

Career Highs

Rushing Attempts: 2 (3x), last vs. McNeese State (11/10/12)

Rushing Yards: 36, vs. San Jose State (10/20/12)

Receiving Yards: 29, at #22 Louisiana Tech (11/3/12)



Triston Wade • #7
Safety • 5-11 • 165 • Jr.-2L
Tyler, Texas (John Tyler HS)

· Preseason second-team All-Conference USA honoree (Athlon Sports)

· 2012 first-team All-Western Athletic Conference selection

· Named Western Athletic Conference Defensive Player of the Week and honorable mention Jim Thorpe Award Defensive Back of the Week on Sept. 3, 2012

· Has had a hand in a total of 13 turnovers (seven fumbles/six INTs) in the first 22 games of his career

· Program's all-time leader in forced fumbles (7), interceptions (6) and fumble recoveries (4)

Sophomore (2012)

Started all 12 games and earned first-team All-WAC accolades ... tied for the team lead with four interceptions, four forced fumbles and two fumble recoveries ... also ranked second with 74 tackles (45 solos/29 assists) and 11 pass breakups ... forced a fumble on a kickoff return and intercepted a pass in the end zone in addition to recording a career-high 11 tackles in the season opener at South Alabama (Sept. 1) ... earned WAC Defensive Player of the Week and honorable mention Jim Thorpe Defensive Back of the Week honors following that performance ... had a 38-yard pick-six against Northwestern Oklahoma State (Sept. 22) ... forced another fumble to go along with four tackles and a pair of pass breakups at Georgia State (Sept. 15) ... added seven stops and a forced fumble against San Jose State (Oct. 20) ... posted a game-high 11 tackles and intercepted a pass against Utah State (Oct. 27) ... picked off another pass at Idaho (Nov. 19) ... recovered a fumble against McNeese State (Nov. 10) and again in the season finale against I-35 rival Texas State (Nov. 24).

Freshman (2011)

Appeared in all 10 games and earned starts in four of the final five contests ... racked up 39 tackles (23 solos/16 assists), including one for loss, three forced fumbles, two fumble recoveries and a pair of interceptions (for 52 yards) ... finished the year strong with 22 stops over the final three tilts ... picked off passes against Bacone (Sept. 24) and Minot State (Nov. 19) ... recovered fumbles in October road outings at #16 Sam Houston State (Oct. 1) and UC Davis (Oct. 15) ... also forced fumbles in those two games.

Prior To UTSA

Earned 2010 second-team Class 4A all-state and first-team All-East Texas honors ... also was tabbed the District 14-4A Defensive Most Valuable Player after leading team with 122 tackles and six interceptions as a senior ... added a pair of forced fumbles, one sack and a fumble recovery while starting all 14 games ... coached by Dereck Rush.

Personal

Born May 19, 1993 ... son of Yu-Tandrain Smith and Reginald Wade ... multidisciplinary studies major.

Career Statistics

Year	G/GS	TT (S/A)	TFLs (Yds)	Sacks	FF/FR	INT	PBU	BLK
2012	12/12	74 (45/29)	1.0 (7)	0.0	4/2	4	11	0
2011	10/4	39 (23/16)	1.0 (1)	0.0	3/2	2	3	0
Total	22/16	113 (68/45)	2.0 (8)	0.0	7/4	6	14	0

Career Highs

Tackles: 11 (2x), last vs. Utah State (10/27/12)

Pass Breakups: 3, at Idaho (11/19/12)



Josh Walker • #76
Offensive Tackle • 6-3 • 295 • Jr.-1L
League City, Texas (Clear Springs HS)

Sophomore (2012)

Started all 12 games (7 at guard/5 at tackle) ... racked up a team-leading 46 knockdown blocks, including a career-best nine at Georgia State (Sept. 15) ... graded out at 77 percent for an offense that averaged 31.2 points, 390.2 total yards (159.2 rush/231.0 pass) and 31:45 possession time per outing ... integral part of an offensive line that surrendered just seven sacks, which was tied for the second-lowest total in the nation.

Freshman (2011)

Saw limited action in three games (McMurry/Southern Utah/Bacone).

— continued —



MEET THE ROADRUNNERS

Josh Walker (continued)

Prior To UTSA

Led prep team in all blocking categories as a senior ... tabbed second-team All-District 24-5A after registering 31 pancakes and 24 knockdown blocks his final season ... coached by Clint Hartman.

Personal

Born Dec. 23, 1992 ... son of Thomala and Christopher Walker ... kinesiology major.



Josh Ward • #47
Punter/Place-Kicker • 5-10 • 220 • Jr.-2L
Pleasanton, Texas (Pleasanton HS)

Sophomore (2012)

Played in all 12 contests ... kicked off 29 times and recorded eight touchbacks, including a program-record seven at Idaho (Nov. 19) ... averaged 33.7 yards on his 28 punts and six resulted in fair catches and five landed inside the 20-yard line ... booted a school-record 55-yarder against Texas A&M-Commerce (Sept. 8) and that came on the heels of a 53-yarder in the season opener at South Alabama (Sept. 1).

Freshman (2011)

Appeared in the first six games before sustaining a season-ending injury ... averaged 35.1 yards on his 30 punts ... 10 landed inside the 20-yard line and six resulted in fair catches ... had two punts of 50 or more yards, including a career-long 52-yarder against Bacone (Sept. 24) ... also kicked off nine times.

Prior To UTSA

Earned 2010 second-team Class 3A all-state, first-team *San Antonio Express-News* all-area and unanimous All-District 28-3A honors ... connected on 11-of-13 field goals with a long of 42 yards as a senior ... also averaged 38.3 yards on 42 punts with a long of 53 and half of his 42 kickoffs were touchbacks ... earned all-area and all-district accolades as a junior after converting 19-of-22 PATs and 5-of-7 FGs, including two from 46 yards ... also averaged 40 yards per punt in 2009 ... garnered 2010 first-team academic all-state honors ... coached by Tab Dumont.

Personal

Born Feb. 15, 1993 ... son of Debbie and Jeff Ward ... biology major.

Career Statistics

Year	G	Punts-Yards	Avg.	Long	FC	I20	KO	TB
2012	12	28-943	33.7	55	6	5	29	8
2011	6	30-1,052	35.1	52	6	10	9	0
Total	18	58-1,995	34.4	52	12	15	38	8

Career Highs

Punts: 7, at #16 Sam Houston State (10/1/11) ^

Touchbacks: 7, at Idaho (11/19/12) ^

^ UTSA record



Terrance Wilburn • #28
Running Back • 6-0 • 215 • So.-1L
San Marcos, Texas (San Marcos HS)

Freshman (2012)

Appeared in eight games, primarily on special teams ... rushed six times for seven yards and also registered three special teams tackles ... ran the ball four time for six yards and had a pair stops against Northwestern Oklahoma State (Sept. 22) ... redshirted in 2011.

Prior To UTSA

A versatile three-year starter who saw action at quarterback, running back, wide receiver, tight end, defensive line and safety during prep career ... a team captain his final two campaigns ... posted career stats of 1,109 rushing yards (5.3 avg.) and nine touchdowns on 209 carries and 21 receptions for 210 yards ... also was 5-for-11 for 109 yards passing ... added 82 tackles, including 21 for loss and eight sacks, and a pair of interceptions during his career ... rushed for 850 yards and eight TDs en route to second-team All-District 25-5A and Team Offensive Most Valuable Player honors at running back as a senior ... coached by Steve Van Nest.

Personal

Born July 24, 1993 ... son of Mikol and Anthony Wilburn ... brother, Mike, played wide receiver for UTSA during its inaugural 2011 season ... undeclared major.

Career Statistics

Year	G/GS	Rush-Yds	Avg.	TD	Long
2012	8/0	6-7	1.2	0	3
Total	8/0	6-7	1.2	0	3

Career Highs

Rushing Attempts: 4, vs. Northwestern Oklahoma State (9/22/12)

Rushing Yards: 6, vs. Northwestern Oklahoma State (9/22/12)



Jarveon Williams • #20
Running Back • 5-9 • 195 • Fr.-HS
Converse, Texas (Judson HS)

Prior To UTSA

Began career at defensive back but moved to running back for his senior season ... earned second-team all-area (*San Antonio Express-News*) and first-team All-District 25-5A honors as a senior ... ran the ball 187 times for 1,517 yards (8.1 avg.) and 21 touchdowns ... also caught 15 passes for 243 yards (16.2 avg.) and a pair of scores ... a second-team all-area and first-team all-district choice as a junior after recording 89 tackles and an interception ... a second-team all-district pick as a sophomore ... also a first-team all-district point guard for the basketball team.

Personal

Born Jan. 3, 1995 ... son of Tyisha Wagner and Julon Williams ... uncle, Ivan Wagner, played basketball and high jumped for North Carolina State (1995-96) and Texas (1997-2000) ... pre-business major.

MEET THE ROADRUNNERS



Matt Bayliss • #49
Deep Snapper • 6-6 • 200 • Fr.-HS
Tulsa, Okla. (Holland Hall HS)
undeclared major



Fred Blow • #29
Cornerback • 5-9 • 180 • So.-TR
Humble, Texas (Atascocita HS/Air Force)
business major



Codie Brooks • #94
Defensive End • 6-1 • 250 • Fr.-RS
Seguin, Texas (Seguin HS)
undeclared major



Jerry Bynum • #39
Running Back • 5-11 • 200 • Fr.-RS
Houston, Texas (Alief Elsik HS)
kinesiology major



Rileigh Davis • #10
Wide Receiver • 5-9 • 150 • Fr.-RS
San Angelo, Texas (Central HS)
kinesiology major



Blake Dean • #23
Tight End • 6-1 • 240 • So.-TR
Temple, Texas (Temple HS/West Texas A&M)
pre-business major



Alex Delgado • #77
Offensive Tackle • 6-5 • 305 • Fr.-RS
Boerne, Texas (Boerne HS)
criminal justice major



Luke Farmer • #37
Safety • 6-2 • 190 • Fr.-HS
San Antonio, Texas (O'Connor HS)
undeclared major



Gage Hadlock • #48
Safety • 5-11 • 200 • Fr.-RS
New Braunfels, Texas (Canyon HS)
kinesiology major



Kevin Hartley • #93
Tight End • 6-6 • 235 • Sr.-TR
Sprung, Texas (Klein Collins HS/Gardner-Webb)
graduate student



Drew Johnson • #57
Deep Snapper • 6-0 • 220 • Jr.-SQ
Denton, Texas (Guyer HS/Sam Houston State)
multidisciplinary studies major



Cade Laufer • #46
Tight End • 6-2 • 230 • So.-SQ
Houston, Texas (Westside HS)
mathematics major



Miles Lerch • #89
Wide Receiver • 5-10 • 170 • Fr.-SQ
Houston, Texas (St. Thomas HS)
pre-business major



Travis Menn • #14
Quarterback • 6-4 • 210 • Jr.-SQ
San Antonio, Texas (Roosevelt HS)
economics major



Daniel Portillo • #14
Place-Kicker/Punter • 6-0 • 160 • Fr.-HS
Pflugerville, Texas (Connally HS)
pre-engineering major



Michael Roberson • #65
Offensive Tackle • 6-3 • 300 • So.-SQ
Pflugerville, Texas (Pflugerville HS)
multidisciplinary studies major



MEET THE ROADRUNNERS



Ragan Robichaux · #35
Safety · 6-1 · 190 · So.-TR
Kingwood, Texas (Park HS/Northwestern State)
undeclared major



John Simmons · #16
Wide Receiver · 6-2 · 205 · Jr.-SQ
New Braunfels, Texas (New Braunfels HS)
public relations major



Kris Salinas · #72
Offensive Tackle · 6-3 · 280 · Fr.-HS
San Antonio, Texas (Southwest HS)
undeclared major



Brent Swanson · #69
Offensive Guard · 5-11 · 270 · Fr.-RS
Corpus Christi, Texas (Carroll HS)
English major



George Schwanenberg · #44
Running Back · 5-11 · 205 · Fr.-HS
Spring Branch, Texas (Smithson Valley HS)
pre-engineering major



2012 SEASON REVIEW





2012 UTSA STATISTICS

SCHEDULE/RESULTS

Date	Opponent	Result	Score	Record (WAC)	Time	Attend
Sept. 1	at South Alabama	W	33-31	1-0	3:38	17,144
Sept. 8	Texas A&M-Commerce	W	27-16	2-0	2:55	30,416
Sept. 15	at Georgia State	W	38-14	3-0	2:41	11,496
Sept. 22	Northwestern Oklahoma State	W	56-3	4-0	2:45	25,742
Sept. 29	at New Mexico State	W	35-14	5-0 (1-0)	3:02	14,341
Oct. 13	at Rice	L	14-34	5-1	3:27	28,677
Oct. 20	San Jose State	L	24-52	5-2 (1-1)	3:06	30,862
Oct. 27	Utah State	L	17-48	5-3 (1-2)	3:07	23,519
Nov. 3	at #22 Louisiana Tech	L	27-51	5-4 (1-3)	3:20	23,645
Nov. 10	McNeese State	W	31-24	6-4	3:14	25,784
Nov. 17	at Idaho	W	34-27	7-4 (2-3)	3:26	9,030
Nov. 24	Texas State	W	38-31	8-4 (3-3)	3:14	39,032

TEAM STATISTICS

	UTSA	OPP
SCORING	374	345
Points Per Game	31.2	28.8
FIRST DOWNS	233	252
Rushing	95	70
Passing	122	150
Penalty	16	32
RUSHING YARDAGE	1,911	1,294
Yards gained rushing	2,125	1,581
Yards lost rushing	214	287
Rushing Attempts	430	389
Average Per Rush	4.4	3.3
Average Per Game	159.2	107.8
TDs Rushing	21	16
PASSING YARDAGE	2,772	3,263
Comp-Att-Int	221-368-7	268-416-13
Average Per Pass	7.5	7.8
Average Per Catch	12.5	12.2
Average Per Game	231.0	271.9
TDs Passing	23	26
TOTAL OFFENSE	4,683	4,557
Total Plays	798	805
Average Per Play	5.9	5.7
Average Per Game	390.2	379.8
KICK RETURNS: #Yards	45-810	50-1,050
PUNT RETURNS: #Yards	18-281	20-99
INT RETURNS: #Yards	13-112	7-83
KICK RETURN AVERAGE	18.0	21.0
PUNT RETURN AVERAGE	15.6	4.9
INT RETURN AVERAGE	8.6	11.9
FUMBLES-LOST	16-8	25-16
PENALTIES-Yards	94-913	79-712
Average Per Game	76.1	59.3
PUNTS-Yards	52-1,857	45-1,765
Average Per Punt	35.7	39.2
Net punt average	32.7	32.1
KICKOFFS-Yards	74-4,403	64-3,888
Average Per Kick	59.5	60.8
Net kick average	38.9	41.8
TIME OF POSSESSION/Game	31:45	28:15
3RD-DOWN Conversions	73-163	67-163
3rd-Down Pct	45%	41%
4TH-DOWN Conversions	5-13	16-20
4th-Down Pct	38%	80%
SACKS BY-Yards	23-150	7-30
TOUCHDOWNS SCORED	47	44
FIELD GOALS-ATTEMPTS	15-19	13-19
ON-SIDE KICKS	0-0	0-4
RED-ZONE SCORES	(40-47) 85%	(39-48) 81%
RED-ZONE TOUCHDOWNS	(28-47) 60%	(28-48) 58%
PAT-ATTEMPTS	(45-45) 100%	(42-43) 98%
ATTENDANCE	175,355	104,333
Games/Avg Per Game	6/29,226	6/17,389

RECORD BREAKDOWN

Overall	8-4
Home	4-2
Away	4-2
Day	6-4
Night	2-0
Indoor	6-2
Outdoor	2-2
Artificial surface	7-4
Natural grass	1-0
Win coin toss	3-2
Lose coin toss	5-2
Televised	3-4
Non-televised	5-0
Score first	5-0
Opponent scores first	3-4
Leading after 1st quarter	6-0
Trailing after 1st quarter	1-3
Tied after 1st quarter	1-1
Leading at half	7-0
Trailing at half	1-4
Leading after 3rd quarter	8-0
Trailing after 3rd quarter	0-4



SCORE BY QUARTERS

	1st	2nd	3rd	4th	Total
UTSA	113	99	84	78	374
Opponents	93	73	96	83	345



2012 UTSA GAME-BY-GAME STATISTICS

OFFENSE

Date	Opponent	RUSHING				RECEIVING				PASSING				KICK RETURNS				PUNT RETURNS				Total Off	
		No.	Yds	TD	Lg	No.	Yds	TD	Lg	Cmp	Att	Int	Yds	TD	Lg	No.	Yds	TD	Lg	No.	Yds		TD
9/1	at South Alabama	31	183	0	50	18	215	3	58	18-30-1	215	3	58	3	58	0	27	2	7	0	0	0	398
9/8	Texas A&M-Commerce	41	172	2	16	12	159	1	30	12-22-0	159	1	30	3	19	0	8	2	39	0	21	0	331
9/15	at Georgia State	54	225	3	47	18	217	2	24	18-25-0	217	2	24	3	111	0	84	0	0	0	0	0	442
9/22	Northwestern Oklahoma State	38	235	6	51	15	210	1	32	15-17-0	210	1	32	1	25	0	25	6	132	0	54	0	445
9/29	at New Mexico State	32	129	2	33	19	269	3	82	19-32-0	269	3	82	1	27	0	27	1	28	0	28	0	398
10/13	at Rice	26	95	0	22	13	144	1	36	13-29-0	144	1	36	1	20	0	20	0	0	0	0	0	239
10/20	San Jose State	38	110	0	36	20	302	2	69	20-32-1	302	2	69	6	95	0	36	2	8	0	8	0	412
10/27	Utah State	28	51	1	9	21	248	1	44	21-36-2	248	1	44	8	138	0	22	1	-7	0	0	0	299
11/3	at Louisiana Tech	33	124	0	13	23	314	4	57	23-41-0	314	4	57	9	148	0	27	0	0	0	0	0	438
11/10	McNeese State	32	96	2	30	24	262	2	31	24-37-0	262	2	31	3	52	0	30	0	0	0	0	0	358
11/17	at Idaho	37	192	4	26	23	232	0	50	23-36-0	232	0	50	5	78	0	31	2	7	0	0	0	424
11/24	Texas State	40	299	1	37	15	200	3	34	15-31-3	200	3	34	2	39	0	23	2	81	1	79	0	499
UTSA		430	1,911	21	51	221	2,772	23	82	221-368-7	2,772	23	82	45	810	0	84	18	281	1	79	0	4,683
Opponent		389	1,294	16	68	268	3,263	26	84	268-416-13	3,263	26	84	50	1,050	1	92	20	99	0	37	0	4,557

DEFENSE

Date	Opponent	TACKLES			TFL-Yds	SACKS		FUMBLES		Pass		Blkd Kick	Kicks		XPTS			Pts	
		Solo	Asst	Total		No	Yds	FF	FR-Yds	Int	Yds		QBH	Brk	Att	Mad	Run		Rcv
9/1	at South Alabama	31	42	73	3-20	1-7	1	3-0	1-0	0	1	0	1	3-3	0	0	0	0	33
9/8	Texas A&M-Commerce	16	52	68	9-25	5-12	0	0-0	2-18	4	2	0	3-3	0	0	0	0	27	
9/15	at Georgia State	34	8	42	5-68	2-36	3	1-0	3-30	0	3	1	5-5	0	0	0	0	38	
9/22	Northwestern Oklahoma State	23	50	73	5-29	2-22	1	1-12	1-38	5	2	1	8-8	0	0	0	0	56	
9/29	at New Mexico State	28	50	78	7-26	5-22	1	2-0	2-5	0	8	0	5-5	0	0	0	0	35	
10/13	at Rice	52	32	84	0-0	0-0	2	0-0	1-3	0	3	0	0-0	1	0	0	14		
10/20	San Jose State	29	38	67	1-2	0-0	2	3-51	0-0	1	3	0	3-3	0	0	0	24		
10/27	Utah State	47	32	79	5-25	1-10	1	1-0	1-0	4	3	0	2-2	0	0	0	17		
11/3	at Louisiana Tech	46	36	82	3-3	0-0	2	0-0	0-0	1	4	0	3-3	0	0	0	27		
11/10	McNeese State	37	44	81	3-14	2-13	1	1-0	1-0	2	3	1	4-4	0	0	0	31		
11/17	at Idaho	35	12	47	2-6	0-0	0	2-0	1-18	3	3	1	4-4	0	0	0	34		
11/24	Texas State	40	38	78	9-45	5-28	2	2-0	0-0	2	1	0	5-5	0	0	0	38		
UTSA		417	434	851	51-236	23-150	16	16-63	13-112	22	36	5	45-45	1	0	0	374		
Opponent		434	372	806	59-165	7-30	10	8-7	7-83	28	39	1	43-42	0	0	0	345		

SPECIAL TEAMS

Date	Opponent	No.	Yds	Avg	PUNTING					FIELD GOALS			KICKOFFS					
					Long	Blkd	TB	FC	50+	I20	Made	Att	Lg	Blkd	No.	Yds	Avg	TB
9/1	at South Alabama	5	194	38.8	53	0	0	0	2	1	4-4	51	0	8	520	65.0	5	1
9/8	Texas A&M-Commerce	4	160	40.0	55	0	1	0	1	1	2-2	46	0	6	365	60.8	2	0
9/15	at Georgia State	1	19	19.0	19	0	0	0	0	0	1-1	26	0	7	408	58.3	0	1
9/22	Northwestern Oklahoma State	3	105	35.0	46	0	0	1	0	2	0-0	0	0	9	530	58.9	0	1
9/29	at New Mexico State	6	205	34.2	42	0	0	1	0	1	0-0	0	0	6	369	61.5	2	0
10/13	at Rice	6	201	33.5	40	0	0	3	0	0	2-3	35	0	4	254	63.5	2	0
10/20	San Jose State	4	126	31.5	48	0	0	1	0	0	1-1	41	0	5	274	54.8	0	0
10/27	Utah State	9	267	29.7	44	1	0	3	0	1	1-1	29	0	4	232	58.0	0	0
11/3	at Louisiana Tech	5	211	42.2	45	0	1	0	0	1	0-0	0	0	5	240	48.0	0	0
11/10	McNeese State	5	208	41.6	50	0	1	1	1	1	1-1	31	0	6	347	57.8	0	1
11/17	at Idaho	3	126	42.0	45	0	0	1	0	0	2-3	27	0	7	433	61.9	7	0
11/24	Texas State	1	35	35.0	35	0	0	1	0	1	1-3	35	0	7	431	61.6	1	0
UTSA		52	1,857	35.7	55	1	3	12	4	9	15-19	51	0	74	4,403	59.5	19	4
Opponent		45	1,765	39.2	65	4	2	11	9	13	13-19	51	1	64	3,888	60.8	16	4

RED ZONE

Date	Opponent	Score	Times In RZ	Times Scored	Total Pts	TDs	Rush TDs	Pass TDs	FGs		Failed to score inside RZ					
									Made	FGA	Downs	Int	Fumb	Half	Game	
9/1	at South Alabama	W 33-31	2	2	6	0	0	0	2	0	0	0	0	0	0	0
9/8	Texas A&M-Commerce	W 27-16	4	4	24	3	2	1	1	0	0	0	0	0	0	0
9/15	at Georgia State	W 38-14	8	6	38	5	3	2	1	0	2	0	0	0	0	0
9/22	Northwestern Oklahoma State	W 56-3	6	6	42	6	6	0	0	0	0	0	0	0	0	0
9/29	at New Mexico State	W 35-14	2	2	14	2	1	1	0	0	0	0	0	0	0	0
10/13	at Rice	L 14-34	3	2	6	0	0	0	2	1	0	0	0	0	0	0
10/20	San Jose State	L 24-52	3	2	10	1	0	1	1	0	0	1	0	0	0	0
10/27	Utah State	L 17-48	2	2	10	1	1	0	1	0	0	0	0	0	0	0
11/3	at Louisiana Tech	L 27-51	3	2	13	2	0	2	0	0	1	0	0	0	0	0
11/10	McNeese State	W 31-24	3	3	17	2	2	0	1	0	0	0	0	0	0	0
11/17	at Idaho	W 34-27	6	6	34	4	4	0	2	0	0	0	0	0	0	0
11/24	Texas State	W 38-31	5	3	17	2	1	1	1	1	0	1	0	0	0	0
UTSA — 40 of 47 (85.1%)			47	40	231	28	20	8	12	2	3	2	0	0	0	0



2012 OPPONENTS GAME-BY-GAME STATISTICS

OFFENSE

Date	Opponent	RUSHING				RECEIVING				PASSING				KICK RETURNS				PUNT RETURNS				Total Off
		No.	Yds	TD	Lg	No.	Yds	TD	Lg	Cmp-Att-Int	Yds	TD	Lg	No.	Yds	TD	Lg	No.	Yds	TD	Lg	
9/1	at South Alabama	37	126	2	28	15	182	2	34	15-26-1	182	2	34	2	95	0	48	2	37	0	37	308
9/8	Texas A&M-Commerce	22	16	0	11	19	193	2	61	19-32-2	193	2	61	4	65	0	31	1	0	0	0	209
9/15	at Georgia State	23	86	0	28	11	221	2	84	11-25-3	221	2	84	6	83	0	19	0	0	0	0	307
9/22	Northwestern Oklahoma State	24	24	0	9	17	143	0	22	17-31-1	143	0	22	8	138	0	20	1	0	0	0	167
9/29	at New Mexico State	32	54	0	9	22	296	2	41	22-41-2	296	2	41	4	78	0	24	3	5	0	8	350
10/13	at Rice	58	301	3	44	13	182	1	38	13-23-1	182	1	38	2	39	0	25	0	0	0	0	483
10/20	San Jose State	32	91	2	11	18	283	3	45	18-27-0	283	3	45	4	155	1	92	1	1	0	1	374
10/27	Utah State	37	128	3	68	32	394	3	42	32-42-1	394	3	42	4	87	0	28	4	47	0	25	522
11/3	at Louisiana Tech	39	180	3	14	31	357	4	79	31-40-0	357	4	79	5	99	0	63	4	6	0	6	537
11/10	McNeese State	26	93	1	16	34	346	2	26	34-46-1	346	2	26	5	102	0	29	2	6	0	4	439
11/17	at Idaho	27	127	0	25	25	342	3	64	25-40-1	342	3	64	0	0	0	2	-3	0	0	0	469
11/24	Texas State	32	68	2	17	31	324	2	57	31-43-0	324	2	57	6	109	0	26	0	0	0	0	392
Opponents		389	1,294	16	68	268	3,263	26	84	268-416-13	3,263	26	84	50	1,050	1	92	20	99	0	37	4,557
UTSA		430	1,911	21	51	221	2,772	23	82	221-368-7	2,772	23	82	45	810	0	84	18	281	1	79	4,683

DEFENSE

Date	Opponent	TACKLES			TFL-Yds	SACKS		FUMBLES		Pass		Blkd Kick	Kicks		XPTS			Pts
		Solo	Ast	Total		No-Yds	FF	FR-Yds	Int-Yds	QBH	Brk		Att-Mad	Run	Rcv	Saf		
9/1	at South Alabama	39	24	63	5-12	0-0	0-0	1-28	2	5	0	4-4	0	0	0	0	31	
9/8	Texas A&M-Commerce	28	46	74	8-19	0-0	1-1	0-0	4	2	0	1-1	0	0	0	16		
9/15	at Georgia State	55	24	79	4.0-4	0-0	0-0	0-0	1	0	0	2-2	0	0	0	14		
9/22	Northwestern Oklahoma State	34	26	60	1-1	0-0	1-1	0-0	0	1	0	0-0	0	0	0	3		
9/29	at New Mexico State	29	36	65	3-9	0-0	0-0	0-0	0	5	0	2-2	0	0	0	14		
10/13	at Rice	30	12	42	4-16	1-5	0-0	0-0	5	7	0	4-4	0	0	0	34		
10/20	San Jose State	39	34	73	8-36	2-10	4-5	1-30	3	2	0	7-7	0	0	0	52		
10/27	Utah State	34	36	70	6-16	2-7	0-0	2-8	3	3	1	6-6	0	0	0	48		
11/3	at Louisiana Tech	40	30	70	8-22	1-6	2-0	0-0	1	4	0	7-6	0	0	0	51		
11/10	McNeese State	36	36	72	6-19	0-0	1-0	0-0	2	3	0	3-3	0	0	0	24		
11/17	at Idaho	41	26	67	3-7	1-2	1-1	0-0	2	2	0	3-3	0	0	0	27		
11/24	Texas State	29	42	71	3-4	0-0	0-0	3-17	5	5	0	4-4	0	0	0	31		
Opponents		434	372	806	59-165	7-30	10	8-7	7-83	28	39	1	43-42	0	0	345		
UTSA		417	434	851	51-236	23-150	16	16-63	13-112	22	36	5	45-45	1	0	374		

SPECIAL TEAMS

Date	Opponent	PUNTING								FIELD GOALS			KICKOFFS					
		No	Yds	Avg	Long	Blkd	TB	FC	50+	I20	Made-Att	Lg	Blkd	No	Yds	Avg	TB	OB
9/1	at South Alabama	4	147	36.8	41	1	0	0	0	1-1	43	0	6	365	60.8	3	0	
9/8	Texas A&M-Commerce	5	215	43.0	50	0	1	1	0	1-1	21	0	3	171	57.0	0	0	
9/15	at Georgia State	2	90	45.0	51	0	1	1	0	0-1	0	1	3	192	64.0	0	0	
9/22	Northwestern Oklahoma State	10	322	32.2	46	1	0	2	0	1-1	20	0	1	52	52.0	0	0	
9/29	at New Mexico State	4	159	39.8	42	0	3	0	3	0-0	0	0	3	194	64.7	2	0	
10/13	at Rice	2	81	40.5	47	0	1	0	2	2-2	37	0	7	455	65.0	6	0	
10/20	San Jose State	5	217	43.4	55	0	1	0	2	4	1-1	25	0	9	553	61.4	1	2
10/27	Utah State	3	101	33.7	44	0	1	0	1	2-2	24	0	9	542	60.2	1	0	
11/3	at Louisiana Tech	2	124	62.0	65	0	1	2	1	1-2	22	0	9	530	58.9	0	0	
11/10	McNeese State	3	111	37.0	61	1	1	0	1	1-2	36	0	4	233	58.2	0	2	
11/17	at Idaho	3	100	33.3	55	1	0	1	2	2-4	51	0	5	283	56.6	0	0	
11/24	Texas State	2	98	49.0	59	0	0	1	0	1-2	23	0	5	318	63.6	3	0	
Opponents		45	1,765	39.2	65	4	2	11	9	13	13-19	51	1	4	3,888	60.8	16	4
UTSA		52	1,857	35.7	55	1	3	12	4	9	15-19	51	0	74	4,403	59.5	19	4

RED ZONE

Date	Opponent	Score	Times	Times	Total	Rush	Pass	FGs	Failed to score inside RZ							
			In RZ	Scored					TDs	TDs	Made	FGA	Downs	Int	Fumb	Half
9/1	at South Alabama	W 33-31	2	2	6	0	0	2	0	0	0	0	0	0	0	0
9/8	Texas A&M-Commerce	W 27-16	2	2	10	1	0	1	0	0	0	0	0	0	0	0
9/15	at Georgia State	W 38-14	0	0	0	0	0	0	0	0	0	0	0	0	0	0
9/22	Northwestern Oklahoma State	W 56-3	1	1	3	0	0	1	0	0	0	0	0	0	0	0
9/29	at New Mexico State	W 35-14	2	1	7	1	0	1	0	0	0	1	0	0	0	0
10/13	at Rice	L 14-34	5	4	20	2	2	0	2	0	0	0	0	0	1	0
10/20	San Jose State	L 24-52	5	4	24	3	2	1	1	0	0	0	1	0	0	0
10/27	Utah State	L 17-48	8	7	41	5	3	2	2	0	1	0	0	0	0	0
11/3	at Louisiana Tech	L 27-51	7	6	38	5	3	2	1	1	0	0	0	0	0	0
11/10	McNeese State	W 31-24	5	4	24	3	1	2	1	1	0	0	0	0	0	0
11/17	at Idaho	W 34-27	3	3	17	2	0	2	1	0	0	0	0	0	0	0
11/24	Texas State	W 38-31	6	4	24	3	2	1	1	1	1	0	0	0	0	0
Opponents — 39 of 48 (81.2%)			48	39	229	28	15	13	11	3	2	2	1	1	0	0



2012 UTSA INDIVIDUAL STATISTICS

RUSHING

Player	G	Att	Gain	Loss	Net	Avg	TD	Long	Avg/G
Glasco II, David	12	111	561	24	537	4.8	5	51	44.8
Okotcha, Evans	12	106	484	34	450	4.2	8	37	37.5
Soza, Eric	10	67	401	37	364	5.4	6	33	36.4
Jones, Kam	12	28	191	17	174	6.2	0	24	14.5
Polite, Ryan	5	30	128	21	107	3.6	1	22	21.4
Armstrong, Brandon	10	27	103	6	97	3.6	0	15	9.7
Simpson, CheRod	12	19	78	0	78	4.1	0	18	6.5
Vaughn, Brian	6	8	75	3	72	9.0	0	36	12.0
Simmons, John	2	5	40	0	40	8.0	0	13	20.0
Grubb, Seth	12	2	23	0	23	11.5	0	18	1.9
Grubb, Aaron	10	2	16	1	15	7.5	0	16	1.5
Bias, Kenny	9	1	8	0	8	8.0	0	8	0.9
Wilburn, Terrance	8	6	7	0	7	1.2	0	3	0.9
Shaw, Nate	12	2	5	0	5	2.5	1	4	0.4
Monroe, Josiah	12	1	5	0	5	5.0	0	5	0.4
Team	11	15	0	71	-71	-4.7	0	0	-6.5
UTSA	12	430	2,125	214	1,911	4.4	21	51	159.2
Opponents	12	389	1,581	287	1,294	3.3	16	68	107.8

PASSING

Player	G	Effic	Cmp-Att-Int	Pct	Yds	TD	Long	Avg/G
Soza, Eric	10	142.25	166-282-3	58.9	2,085	20	82	208.5
Polite, Ryan	5	134.18	46-75-3	61.3	604	3	69	120.8
Simmons, John	2	177.47	9-9-0	100.0	83	0	25	41.5
Jones, Kam	12	-100.00	0-2-1	0.0	0	0	0	0.0
UTSA	12	140.15	221-368-7	60.1	2,772	23	82	231.0
Opponents	12	144.69	268-416-13	64.4	3,263	26	84	271.9

RECEIVING

Player	G	No.	Yds	Avg	TD	Long	Avg/G
Okotcha, Evans	12	24	349	14.5	3	69	29.1
Jones, Kam	12	23	323	14.0	1	58	26.9
Holmes, Earon	12	21	279	13.3	2	34	23.2
Mack, Marcellus	12	19	174	9.2	1	24	14.5
Harrison, Kenny	10	19	124	6.5	2	16	12.4
Hubble, Cole	12	15	308	20.5	4	57	25.7
Hicks, Cole	12	14	169	12.1	4	23	14.1
Bias, Kenny	9	13	236	18.2	2	82	26.2
Armstrong, Brandon	10	12	83	6.9	1	31	8.3
Grubb, Aaron	10	11	143	13.0	1	44	14.3
Glasco II, David	12	11	72	6.5	1	36	6.0
Moeller, Jeremiah	12	10	145	14.5	1	34	12.1
Monroe, Josiah	12	10	81	8.1	0	19	6.8
Freeman, Brandon	8	9	196	21.8	0	50	24.5
Shaw, Nate	12	5	28	5.6	0	10	2.3
Grubb, Seth	12	2	17	8.5	0	18	1.4
Simpson, CheRod	12	2	16	8.0	0	12	1.3
Vaughn, Brian	6	1	29	29.0	0	29	4.8
UTSA	12	221	2,772	12.5	23	82	231.0
Opponents	12	268	3,263	12.2	26	84	271.9

PUNT RETURNS

Player	No.	Yds	Avg	TD	Long
Harrison, Kenny	12	208	17.3	1	79
Grubb, Aaron	4	57	14.2	0	54
Johnston, Nic	1	7	7.0	0	0
Mabry, Ashaad	1	9	9.0	0	0
UTSA	18	281	15.6	1	79
Opponents	20	99	4.9	0	37

INTERCEPTIONS

Player	No.	Yds	Avg	TD	Long
Brown, Erik	4	4	1.0	0	3
Wade, Triston	4	56	14.0	1	38
Adams, Crosby	2	0	0.0	0	0
Johnston, Nic	1	5	5.0	0	5
King, Brian	1	30	30.0	0	30
Anaya, Franky	1	17	17.0	0	17
UTSA	13	112	8.6	1	38
Opponents	7	83	11.9	0	30

KICK RETURNS

Player	No.	Yds	Avg	TD	Long
Harrison, Kenny	14	326	23.3	0	84
Armstrong, Brandon	10	164	16.4	0	21
Wort, Charles	5	90	18.0	0	31
Grubb, Aaron	4	75	18.8	0	27
Jones, Kam	3	59	19.7	0	22
Bias, Kenny	3	20	6.7	0	9
Okotcha, Evans	2	27	13.5	0	14
Shaw, Nate	2	11	5.5	0	10
Monroe, Josiah	1	30	30.0	0	30
Terry, Blake	1	8	8.0	0	8
UTSA	45	810	18.0	0	84
Opponents	50	1,050	21.0	1	92

FUMBLE RETURNS

Player	No.	Yds	Avg	TD	Long
Kurfehs, Steven	1	50	50.0	1	50
Luchnick, Sean	1	12	12.0	0	12
Anaya, Franky	1	1	1.0	0	1
UTSA	3	63	21.0	1	50
Opponents	1	7	7.0	1	7

SCORING

Player	TD	FGs	Kick	PATs				Points	
				Rush	Rcv	Pass	DXP		Saf
Okotcha, Evans	11	0-0	0-0	0-0	0	0-0	0	0	66
Ianno, Sean	0	10-13	21-21	0-0	0	0-0	0	0	51
Stern, Kristian	0	5-6	24-24	0-0	0	0-0	0	0	39
Glasco II, David	6	0-0	0-0	1-1	0	0-0	0	0	38
Soza, Eric	6	0-0	0-0	0-0	0	0-0	0	0	36
Hubble, Cole	4	0-0	0-0	0-0	0	0-0	0	0	24
Hicks, Cole	4	0-0	0-0	0-0	0	0-0	0	0	24
Harrison, Kenny	3	0-0	0-0	0-0	0	0-0	0	0	18
Bias, Kenny	2	0-0	0-0	0-0	0	0-0	0	0	12
Holmes, Earon	2	0-0	0-0	0-0	0	0-0	0	0	12
Polite, Ryan	1	0-0	0-0	0-1	0	0-0	0	0	6
Mack, Marcellus	1	0-0	0-0	0-0	0	0-0	0	0	6
Moeller, Jeremiah	1	0-0	0-0	0-0	0	0-0	0	0	6
Shaw, Nate	1	0-0	0-0	0-0	0	0-0	0	0	6
Jones, Kam	1	0-0	0-0	0-0	0	0-0	0	0	6
Grubb, Aaron	1	0-0	0-0	0-0	0	0-0	0	0	6
Wade, Triston	1	0-0	0-0	0-0	0	0-0	0	0	6
Armstrong, Brandon	1	0-0	0-0	0-0	0	0-0	0	0	6
Kurfehs, Steven	1	0-0	0-0	0-0	0	0-0	0	0	6
UTSA	47	15-19	45-45	1-2	0	0-0	0	0	374
Opponents	44	13-19	42-43	0-0	0	0-1	0	0	345

TOTAL OFFENSE

Player	G	Plays	Rush	Pass	Total	Avg/G
Soza, Eric	10	349	364	2085	2449	244.9
Polite, Ryan	5	105	107	604	711	142.2
Glasco II, David	12	111	537	0	537	44.8
Okotcha, Evans	12	106	450	0	450	37.5
Jones, Kam	12	30	174	0	174	14.5
Simmons, John	2	14	40	83	123	61.5
Armstrong, Brandon	10	27	97	0	97	9.7
Simpson, CheRod	12	19	78	0	78	6.5
Vaughn, Brian	6	8	72	0	72	12.0
Grubb, Seth	12	2	23	0	23	1.9
Grubb, Aaron	10	2	15	0	15	1.5
Bias, Kenny	9	1	8	0	8	0.9
Wilburn, Terrance	8	6	7	0	7	0.9
Shaw, Nate	12	2	5	0	5	0.4
Monroe, Josiah	12	1	5	0	5	0.4
Team	11	15	-71	0	-71	-6.5
UTSA	12	798	1911	2772	4683	390.2
Opponents	12	805	1294	3263	4557	379.8



2012 UTSA INDIVIDUAL STATISTICS

FIELD GOALS

Player	FGM-FGA	Pct.	18-29	30-39	40-49	50+	Lg	Blk
Ianno, Sean	10-13	76.9	4-4	3-4	2-4	1-1	51	0
Stern, Kristian	5-6	83.3	2-2	2-3	1-1	0-0	41	0
UTSA	15-19	78.9	6-6	5-7	3-5	1-1	51	0
Opponents	13-17	76.5	8-9	2-5	1-2	1-3	51	1

FG SEQUENCE

	UTSA	OPPONENTS
South Alabama	(47),(32),(21),(51)	(43)
Texas A&M-Commerce	(34),(46)	(21)
Georgia State	(26)	43
Northwestern Okla. State	-	(20)
New Mexico State	-	-
Rice	34,(20),(35)	(26),(37)
San Jose State	(41)	(25)
Utah State	(29)	(22),(24)
Louisiana Tech	-	37,(22)
McNeese State	(31)	36,(36)
Idaho	(27),(47),(24)	(51),59,53,(22)
Texas State	(35),30,44	34,(23)

Numbers in (parentheses) indicate field goal was made.

PUNTING

Player	No.	Yds	Avg	Long	TB	FC	I20	Blkd
Ward, Josh	28	943	33.7	55	1	6	5	0
Stern, Kristian	23	914	39.7	50	2	6	4	1
Team	1	0	0.0	0	0	0	0	0
UTSA	52	1,857	35.7	55	3	12	9	1
Opponents	45	1,765	39.2	65	2	11	13	4

KICKOFFS

Player	No.	Yds	Avg	TB	OB	Retn	Net	YdLn
Ward, Josh	29	1,683	58.0	8	1	-	-	-
Ianno, Sean	22	1,349	61.3	7	2	-	-	-
Stern, Kristian	14	843	60.2	2	1	-	-	-
Cundiff, Parker	9	528	58.7	2	0	-	-	-
UTSA	74	4,403	59.5	19	4	1,050	38.9	26
Opponents	64	3,888	60.8	16	4	810	41.8	23

ALL-PURPOSE

Player	G	Rush	Rec	PR	KOR	IR	Tot	Avg/G
Okotcha, Evans	12	450	349	0	27	0	826	68.8
Harrison, Kenny	10	0	124	208	326	0	658	65.8
Glasco II, David	12	537	72	0	0	0	609	50.8
Jones, Kam	12	174	323	0	59	0	556	46.3
Soza, Eric	10	364	0	0	0	0	364	36.4
Armstrong, Brandon	10	97	83	0	164	0	344	34.4
Hubble, Cole	12	0	308	0	0	0	308	25.7
Grubb, Aaron	10	15	143	57	75	0	290	29.0
Holmes, Earon	12	0	279	0	0	0	279	23.2
Bias, Kenny	9	8	236	0	20	0	264	29.3
Freeman, Brandon	8	0	196	0	0	0	196	24.5
Mack, Marcellus	12	0	174	0	0	0	174	14.5
Hicks, Cole	12	0	169	0	0	0	169	14.1
Moeller, Jeremiah	12	0	145	0	0	0	145	12.1
Monroe, Josiah	12	5	81	0	30	0	116	9.7
Polite, Ryan	5	107	0	0	0	0	107	21.4
Vaughn, Brian	6	72	29	0	0	0	101	16.8
Simpson, CheRod	12	78	16	0	0	0	94	7.8
Wort, Charles	12	0	0	0	90	0	90	7.5
Wade, Triston	12	0	0	0	0	56	56	4.7
Shaw, Nate	12	5	28	0	11	0	44	3.7
Simmons, John	2	40	0	0	0	0	40	20.0
Grubb, Seth	12	23	17	0	0	0	40	3.3
King, Brian	12	0	0	0	0	30	30	2.5
Anaya, Franky	12	0	0	0	0	17	17	1.4
Johnston, Nic	11	0	0	7	0	5	12	1.1
Mabry, Ashaad	12	0	0	9	0	0	9	0.8
Terry, Blake	12	0	0	0	8	0	8	0.7
Wilburn, Terrance	8	7	0	0	0	0	7	0.9
Brown, Erik	11	0	0	0	0	4	4	0.4
Team	11	-71	0	0	0	0	-71	-6.5
UTSA	12	1,911	2,772	281	810	112	5,886	490.5
Opponents	12	1,294	3,263	99	1,050	83	5,789	482.4





2012 UTSA DEFENSIVE STATISTICS

DEFENSE

#	Player	GP-GS	Tackles			TFL/Yds	Sacks		Pass Def		QBH	Fumbles		Blkd	
			Solo	Ast	Total		No-Yards	Int-Yds	BrUp	Rcv-Yds		FF	Kick	Saf	
53	Reeves, Brandon	12-12	33	62	95	3.0-25	1.5-22		2			2-0	1		
14	Wade, Triston	12-12	45	29	74	1.0-7			7		4-56	2-0	4		
22	Johnston, Nic	11-8	45	28	73	5.0-18	1.0-7		4		1-5		4	1	
44	Kurfehs, Steven	12-12	41	30	71	5.5-20	4.5-19		1		3	1-50			
52	Terry, Blake	12-4	34	30	64	3.0-8	1.0-4				1		1		
17	Brown, Erik	11-9	23	14	37	1.0-10			4-4	12			1		
25	Sanchez, Mauricio	9-6	13	22	35										
10	King, Brian	12-0	19	15	34					1-30	1	1-0			
64	Anaya, Franky	12-12	14	20	34	6.0-18	2.5-12	1-17				1-1			
24	Starling, Darrien	11-10	27	6	33						2	1-0			
61	Burge, Richard	11-0	9	22	31	5.0-12	1.0-2								
43	Rogers, Cody	10-9	18	13	31	4.5-29	2.5-20				4				
40	Ritter, Will	11-8	10	16	26	4.0-21	3.5-19		1		3	1-0	1		
3	Berry, Cody	7-6	14	11	25	1.0-1					1	1-0	2		
97	Mabry, Ashaad	12-2	4	20	24	0.5-1					2			1	
90	Harris, Jarron	12-7	9	15	24	3.5-34	3.0-33		1				1	1	
32	Douglas, Drew	6-0	4	16	20	1.5-7									
58	Macon, Ferrington	12-10	7	11	18	1.0-3					1	1-0			
4	Adams, Crosby	12-5	9	8	17				2-0	1					
95	Winter, Dan	12-0	7	7	14	2.0-8						1-0			
96	Neill, Jason	10-0	7	5	12	2.0-4	1.0-2			2	7				
21	Wort, Charles	12-0	2	6	8										2
34	Luchnick, Sean	7-0	3	4	7							1-12			
56	Miller, Dalton	9-0	1	5	6										
31	Lizcano, Joseph	8-0	1	4	5										
85	Moeller, Jeremiah	12-11	3	1	4							1-0			
37	Haynes, Lekenwic	11-0		4	4	0.5-2	0.5-2								
27	Shaw, Nate	12-4	3		3								1		
28	Wilburn, Terrance	8-0	1	2	3										
20	Poullard, Maurice	8-0	1	1	2						1				
18	Harrison, Kenny	10-1	2		2										
91	Roper, John	2-0		2	2										
83	Hubble, Cole	12-5	1	1	2										
3A	Thorn, Alondre	2-0	1		1										
TM	TEAM	11-0	1		1	1.0-8	1.0-8								
33	Byrd, Miguellino	8-0		1	1										
9	Mack, Marcellus	12-4	1		1							1-0			
80	Hicks, Cole	12-0	1		1										
86	Grubb, Seth	12-0	1		1										
78	Hoog, Patrick	12-12		1	1										
81	Bias, Kenny	9-2	1		1										
1	Jones, Kam	12-10		1	1							1-0			
68	Harris, Cody	12-12		1	1										
79	Inskeep, Scott	12-11	1		1										
UTSA		12	417	434	851	51-236	23-150	13-112	36	22	16-63	16	5	0	
Opponents		12	434	372	806	59-165	7-30	7-83	39	28	8-7	10	1	0	

TEAM CAPTAINS

South Alabama — Franky Anaya, Jeremiah Moeller, Brandon Reeves, Eric Soza
Texas A&M-Commerce — Kam Jones, Steven Kurfehs, Nate Leonard, Ferrington Macon
Georgia State — Crosby Adams, David Glasco II, Patrick Hoog, William Ritter
Northwestern Oklahoma State — Steven Kurfehs, Mauricio Sanchez, Nate Shaw, Eric Soza
New Mexico State — David Glasco II, Earon Holmes, Brandon Reeves, Darrien Starling
Rice — David Glasco II, Steven Kurfehs, Ferrington Macon, Eric Soza
San Jose State — David Glasco II, Steven Kurfehs, Ferrington Macon, Jeremiah Moeller, Brandon Reeves
Utah State — David Glasco II, Ferrington Macon, Jeremiah Moeller, Brandon Reeves
#22 Louisiana Tech — David Glasco II, Ferrington Macon, Brandon Reeves, Eric Soza
McNeese State — Steven Kurfehs, Ferrington Macon, Jeremiah Moeller, Eric Soza
Idaho — Steven Kurfehs, Ferrington Macon, Jeremiah Moeller, Eric Soza
Texas State — David Glasco II, Steven Kurfehs, Brandon Reeves, Eric Soza



2012 SUPERLATIVES

INDIVIDUAL

Rushes	20	Evans Okotcha at Georgia State (9/15)
Yards Rushing	97	Eric Soza vs. Texas State (11/24)
TD Rushes	3	Evans Okotcha at Georgia State (9/15) Eric Soza at Idaho (11/17)
Long Rush	51	David Glasco II vs. Northwestern Oklahoma State (9/22)
Pass attempts	41	Eric Soza at Louisiana Tech (11/3)
Pass completions	24	Eric Soza vs. McNeese State (11/10)
Yards Passing	314	Eric Soza at Louisiana Tech (11/3)
TD Passes	4	Eric Soza at Louisiana Tech (11/3)
Long Pass	82	Eric Soza at New Mexico State (9/29)
Receptions	5	Earon Holmes at Louisiana Tech (11/3)
Yards Receiving	101	Cole Hubble at Louisiana Tech (11/3)
TD Receptions	2	Cole Hubble at Louisiana Tech (11/3)
Long Reception	82	Kenny Bias at New Mexico State (9/29)
Field Goals	4	Sean Ianno at South Alabama (9/1)
Long Field Goal	51	Sean Ianno at South Alabama (9/1)
Punts	7	Kristian Stern vs. Utah State (10/27)
Punting Avg	48.0	Kristian Stern vs. San Jose State (10/20)
Long Punt	55	Josh Ward vs. Texas A&M-Commerce (9/8)
Punts inside 20	2	Josh Ward vs. Northwestern Oklahoma State (9/22)
Long Punt Return	79	Kenny Harrison vs. Texas State (11/24)
Long Kickoff Return	84	Kenny Harrison at Georgia State (9/15)
Tackles	13	Brandon Reeves vs. McNeese State (11/10)
Sacks	1.5	Steven Kurfehs vs. Texas A&M-Commerce (9/8) Steven Kurfehs at New Mexico State (9/29) Will Ritter vs. Texas State (11/24)
Tackles For Loss	2.0	Franky Anaya vs. Texas A&M-Commerce (9/8) Nic Johnston at New Mexico State (9/29) Richard Burge at Idaho (11/17)
Interceptions	1	Triston Wade at South Alabama (9/1) Franky Anaya vs. Texas A&M-Commerce (9/8) Erik Brown vs. Texas A&M-Commerce (9/8) Erik Brown at Georgia State (9/15) Brian King at Georgia State (9/15) Crosby Adams at Georgia State (9/15) Triston Wade vs. Northwestern Oklahoma State (9/22) Erik Brown at New Mexico State (9/29) Nic Johnston at New Mexico State (9/29) Erik Brown at Rice (10/13) Triston Wade vs. Utah State (10/27) Crosby Adams vs. McNeese State (11/10) Triston Wade at Idaho (11/17)

TEAM

Rushes	54	at Georgia State (9/15)
Yards Rushing	299	vs. Texas State (11/24)
Yards Per Rush	7.5	vs. Texas State (11/24)
TD Rushes	6	vs. Northwestern Oklahoma State (9/22)
Pass attempts	41	at Louisiana Tech (11/3)
Pass completions	24	vs. McNeese State (11/10)
Yards Passing	314	at Louisiana Tech (11/3)
Yards Per Pass	12.4	vs. Northwestern Oklahoma State (9/22)
TD Passes	4	at Louisiana Tech (11/3)
Total Plays	79	at Georgia State (9/15)
Total Offense	499	vs. Texas State (11/24)
Yards Per Play	8.1	vs. Northwestern Oklahoma State (9/22)
Points	56	vs. Northwestern Oklahoma State (9/22)
Sacks By	5	vs. Texas A&M-Commerce (9/8) at New Mexico State (9/29) vs. Texas State (11/24)
First Downs	26	at Georgia State (9/15) vs. Texas State (11/24)
Penalties	15	vs. Northwestern Oklahoma State (9/22)
Penalty Yards	142	vs. Northwestern Oklahoma State (9/22) at Louisiana Tech (11/3) vs. Texas State (11/24)
Turnovers	6	vs. San Jose State (10/20)
Interceptions By	3	at Georgia State (9/15)
Punts	9	vs. Utah State (10/27)
Punting Avg	42.2	at Louisiana Tech (11/3)
Long Punt	55	vs. Texas A&M-Commerce (9/8)
Punts inside 20	2	vs. Northwestern Oklahoma State (9/22)
Long Punt Return	79	vs. Texas State (11/24)

OPPONENT INDIVIDUAL

Rushes	18	Kenneth Dixon, Louisiana Tech (11/3)
Yards Rushing	117	Shaun Rutherford, Texas State (11/24) Charles Ross, Rice (10/13)
TD Rushes	3	Kenneth Dixon, Louisiana Tech (11/3)
Long Rush	68	Kerwynn Williams, Utah State (10/27)
Pass attempts	46	Cody Stroud, McNeese State (11/10)
Pass completions	34	Cody Stroud, McNeese State (11/10)
Yards Passing	348	Colby Cameron, Louisiana Tech (11/3)
TD Passes	3	David Fales, San Jose State (10/20) Chuckie Keeton, Utah State (10/27) Colby Cameron, Louisiana Tech (11/3) Taylor Davis, Idaho (11/17)
Long Pass	84	Ben McLane, Georgia State (9/15)
Receptions	10	Quinton Patton, Louisiana Tech (11/3) Mike Scott, Idaho (11/17)
Yards Receiving	152	Quinton Patton, Louisiana Tech (11/3)
TD Receptions	2	Albert Wilson, Georgia State (9/15) Mike Scott, Idaho (11/17)
Long Reception	84	Albert Wilson, Georgia State (9/15)
Field Goals	2	Chris Boswell, Rice (10/13) Nick Diaz, Utah State (10/27) Trey Farquhar, Idaho (11/17)
Long Field Goal	51	Trey Farquhar, Idaho (11/17)
Punts	9	Kyle Jech, Northwestern Oklahoma State (9/22)
Punting Avg	62.0	Ryan Allen, Louisiana Tech (11/3)
Long Punt	65	Ryan Allen, Louisiana Tech (11/3)
Punts Inside 20	4	Harrison Waid, San Jose State (10/20)
Long Punt Return	37	T.J. Glover, South Alabama (9/1)
Long Kickoff Return	92	Tyler Ervin, San Jose State (10/20)
Tackles	13	Joel Wren, Texas A&M-Commerce (9/8) Joplo Bartu, Texas State (11/24)
Sacks	1.0	Hosam Shahin, Rice (10/13) Travis Raciti, San Jose State (10/20) Travis Johnson, San Jose State (10/20) Al Lapuaho, Utah State (10/27) Connor Williams, Utah State (10/27) Mike Schrang, Louisiana Tech (11/3) Vince Keener, Idaho (11/17)
Tackles For Loss	2.0	Bene Benwikere, San Jose State (10/20) Dave Clark, Louisiana Tech (11/3) Chris Raggett, McNeese State (11/10) Su'a Tuala, Idaho (11/17)
Interceptions	1	Tyrell Pearson, South Alabama (9/1) Bene Benwikere, San Jose State (10/20) Will Davis, Utah State (10/27) Kyler Fackrell, Utah State (10/27) Darryl Morris, Texas State (11/24) Jamie Clavell-Head, Texas State (11/24) Colby Targun, Texas State (11/24)

OPPONENT TEAM

Rushes	58	Rice (10/13)
Yards Rushing	301	Rice (10/13)
Yards Per Rush	5.2	Rice (10/13)
TD Rushes	3	Rice (10/13) Utah State (10/27) Louisiana Tech (11/3)
Pass attempts	46	McNeese State (11/10)
Pass completions	34	McNeese State (11/10)
Yards Passing	394	Utah State (10/27)
Yards Per Pass	10.5	San Jose State (10/20)
TD Passes	4	Louisiana Tech (11/3)
Total Plays	81	Rice (10/13)
Total Offense	537	Louisiana Tech (11/3)
Yards Per Play	7.0	Idaho (11/17)
Points	52	San Jose State (10/20)
Sacks By	2	San Jose State (10/20) Utah State (10/27)
First Downs	33	Louisiana Tech (11/3)
Penalties	15	Louisiana Tech (11/3)
Penalty Yards	157	Louisiana Tech (11/3)
Turnovers	4	South Alabama (9/1) Georgia State (9/15) New Mexico State (9/29)
Interceptions By	3	Texas State (11/24)
Punts	10	Northwestern Oklahoma State (9/22)
Punting Avg	62.0	Louisiana Tech (11/3)
Long Punt	65	Louisiana Tech (11/3)
Punts Inside 20	4	San Jose State (10/20)
Long Punt Return	37	South Alabama (9/1)



STARTERS SUMMARY

Offense	QB	TB	HB	WR	WR	TE	LT	LG	C	RG	RT
South Alabama	Soza	Glasco II	Shaw	Jones	Freeman	Moeller	Hoog	Inskeep	Leonard	Harris,C	Walker
Texas A&M-Commerce	Soza	Glasco II	Hubble (TE)	Jones	Freeman	Moeller	Hoog	Inskeep	Leonard	Harris,C	Walker
Georgia State	Soza	Glasco II	Harrison (WR)	Mack	Bias	Moeller	Hoog	Inskeep	Leonard	Walker	Harris,C
Northwestern Okla. State	Soza	Glasco II	Shaw	Jones	Bias	Moeller	Hoog	Inskeep	Leonard	Walker	Harris,C
New Mexico State	Soza	Glasco II	Okotcha	Jones	Holmes	Moeller	Hoog	Inskeep	Leonard	Walker	Harris,C
Rice	Soza	Glasco II	Shaw	Jones	Holmes	Moeller	Hoog	Hester	Leonard	Walker	Harris,C
San Jose State	Polite	Glasco II	Okotcha	Jones	Holmes	Mack (WR)	Hoog	Inskeep	Leonard	Walker	Harris,C
Utah State	Polite	Glasco II	Hubble (TE)	Jones	Holmes	Moeller	Hoog	Inskeep	Leonard	Walker	Harris,C
#22 Louisiana Tech	Soza	Glasco II	Hubble (TE)	Mack	Holmes	Moeller	Hoog	Inskeep	Leonard	Harris,C	Walker
McNeese State	Soza	Glasco II	Hubble (TE)	Jones	Holmes	Moeller	Hoog	Inskeep	Leonard	Harris,C	Walker
Idaho	Soza	Glasco II	Hubble (TE)	Jones	Holmes	Moeller	Hoog	Inskeep	Leonard	Harris,C	Walker
Texas State	Soza	Glasco II	Shaw	Jones	Mack	Moeller	Hoog	Inskeep	Leonard	Harris,C	Walker

Defense	DE	DT	DT	DE	LB (MIKE)	LB (HAWK)	S (DAWG)	S (ROVER)	FS	CB	CB
South Alabama	Harris,J	Anaya	Mabry	Rogers	Reeves	Terry	Kurfehs	Sanchez	Wade	Adams	Starling
Texas A&M-Commerce	Harris,J	Anaya	Macon	Rogers	Reeves	Terry	Kurfehs	Sanchez	Wade	Brown	Adams
Georgia State	Harris,J	Anaya	Macon	Rogers	Reeves	Terry	Kurfehs	Sanchez	Wade	Brown	Starling
Northwestern Okla. State	Harris,J	Anaya	Macon	Ritter	Reeves	Terry	Kurfehs	Sanchez	Wade	Brown	Starling
New Mexico State	Harris,J	Anaya	Macon	Ritter	Reeves	Kurfehs	Johnston	Sanchez	Wade	Brown	Starling
Rice	Harris,J	Anaya	Macon	Ritter	Reeves	Kurfehs	Johnston	Sanchez	Wade	Brown	Starling
San Jose State	Harris,J	Anaya	Macon	Rogers	Reeves	Kurfehs	Johnston	Berry	Wade	Brown	Adams
Utah State	Ritter	Anaya	Macon	Rogers	Reeves	Kurfehs	Johnston	Berry	Wade	Brown	Starling
#22 Louisiana Tech	Ritter	Anaya	Macon	Rogers	Reeves	Kurfehs	Johnston	Berry	Wade	Adams	Starling
McNeese State	Ritter	Anaya	Macon	Rogers	Reeves	Kurfehs	Johnston	Berry	Wade	Brown	Starling
Idaho	Ritter	Anaya	Macon	Rogers	Reeves	Kurfehs	Johnston	Berry	Wade	Adams	Starling
Texas State	Ritter	Anaya	Mabry	Rogers	Reeves	Kurfehs	Johnston	Berry	Wade	Brown	Starling

2012 UTSA INDIVIDUAL HONORS

Franky Anaya

Second-Team All-WAC

Aaron Grubb

WAC All-Academic

Seth Grubb

WAC All-Academic

Brandon Guerrero

WAC All-Academic

Cody Harris

Honorable Mention All-WAC

Kenny Harrison

Honorable Mention All-WAC

WAC Special Teams Player of the Week (9/17), (11/26)

Zach Hester

WAC All-Academic

Patrick Hoog

WAC All-Academic

Cole Hubble

Honorable Mention All-WAC

Sean Ianno

Lou Groza Award "Star of the Week" (9/3)

WAC Special Teams Player of the Week (9/3)

Scott Inskeep

Second-Team All-WAC

Nic Johnston

WAC All-Academic

Kam Jones

Honorable Mention All-WAC

Steven Kurfehs

Second-Team All-WAC

Nate Leonard

Capital One Academic All-District VII

WAC All-Academic

Sean Luchnick

WAC All-Academic

Jason Neill

WAC All-Academic

Evans Okotcha

Honorable Mention All-WAC

Brandon Reeves

Second-Team All-WAC

Payton Rion

WAC All-Academic

Will Ritter

WAC All-Academic

Austin Rushing

WAC All-Academic

Nate Shaw

WAC All-Academic

Eric Soza

Coach John Wooden Cup Citizenship Award Finalist

Awards and Recognition Association (ARA) Sportsmanship Award Finalist

WAC All-Academic

Triston Wade

First-Team All-WAC

Dave Campbell's Texas Football Second-Team All-Texas

Honorable Mention Jim Thorpe Defensive Back of the Week (9/3)

WAC Defensive Player of the Week (9/3)

Josh Ward

WAC All-Academic

Terrence Wilburn

WAC All-Academic



GAME 1 — SATURDAY, SEPT. 1 UTSA 33, SOUTH ALABAMA 31 MOBILE, ALA. (LADD-PEEBLES STADIUM)

MOBILE, Ala. — Sean Ianno drilled a career-long 51-yard field goal with 16 seconds remaining to lift UTSA to a 33-31 victory at South Alabama in the season opener for both teams.

The win was the Roadrunners' first away from the Alamo City in program history, as well as the first against a Football Bowl Subdivision foe.

Ianno, who tied his school record with four field goals, helped end a wild affair that saw the lead exchange hands a total of five times, four in the final stanza alone.

UTSA saw a 30-24 advantage turn into a one-point deficit after C.J. Bennett connected with Jereme Jones on a 34-yard touchdown pass with 2:46 left to play.

However, the Roadrunners took advantage of a 27-yard kickoff return by Kenny Harrison and a personal foul on USA's Tyrone Bivins, which gave them the ball at their own 46-yard line with 2:38 remaining.

Eric Soza found Brandon Armstrong for a 15-yard pass completion on third-and-10 to move UTSA down to the Jaguars' 39-yard line. A 4-yard rush by Evans Okotcha and a 1-yard pass to Harrison set up Ianno's game-winning kick, which sailed through the uprights with plenty of distance to give the second-year program its first road win in five tries.

UTSA held a 20-17 lead entering the fourth quarter, but Tyrell Pearson picked off a Soza pass and returned it 28 yards to the Roadrunners' 7-yard line. Four plays later, Kendall Houston found paydirt from inside the one to give South Alabama a 24-20 advantage.

The Roadrunners reclaimed the lead three-and-a-half minutes later when Soza lofted a 34-yard pass to Earon Holmes on fourth-and-6 for to make it 27-24.

The Jaguars gave the ball right back to the Birds on the next offensive play when Bennett dropped back to pass but fumbled on his own 25-yard line and Dan Winter recovered.

Ianno then was good from 21 yards out to push the lead to a half dozen (30-24).

That turnover was USA's fourth of the afternoon and the Roadrunners converted those miscues into 20 points (2 TDs/2 FGs).

South Alabama got on the board first with an eight-play, 75-yard drive that was capped by an 11-yard run by Demetre Baker, but the Roadrunners responded with 20 unanswered points.

Soza connected on scoring tosses of 58 yards to Kam Jones and 23 yards to Cole Hicks. Ianno went on to add field goals from 47 and 32 yards out to push the lead to 20-7.

The Jaguars countered with a 2-yard TD pass from Bennett to Desmond Jones with 20 seconds left in the opening half to make it 20-14.

Originally was scheduled for Aug. 30, the contest was pushed back two days because of Hurricane Isaac.

Attendance: 17,144	1	2	3	4	Final
UTSA (1-0)	14	6	0	13	33
South Alabama (0-1)	7	7	3	14	31

SCORING SUMMARY

1st	12:20	USA	Demetre Baker 11-yd run (Michel Chapuseaux kick)	8-75, 2:40
	4:26	UTSA	Kam Jones 58-yd pass from Eric Soza (Sean Ianno kick)	5-80, 2:56
	2:15	UTSA	Cole Hicks 23-yd pass from Soza (Ianno kick)	4-66, 2:11
2nd	9:11	UTSA	Ianno 47-yd field goal	6-16, 2:21
	4:10	UTSA	Ianno 32-yd field goal	6-55, 2:01
	0:20	USA	Desmond Jones 2-yd pass from C.J. Bennett (Chapuseaux kick)	11-65, 3:50
3rd	10:17	USA	Chapuseaux 43-yd field goal	6-38, 3:15
4th	12:48	USA	Kendall Houston 1-yd run (Chapuseaux kick)	4-7, 2:02
	9:18	UTSA	Earon Holmes 34-yd pass from Soza (Ianno kick)	7-75, 3:30
	6:32	UTSA	Ianno 21-yd field goal	5-17, 2:40
	2:46	USA	Jereme Jones 34-yd pass from Bennett (Chapuseaux kick)	2-35, 0:46
	0:16	UTSA	Ianno 51-yd field goal	7-20, 2:22

	UTSA	USA
FIRST DOWNS	16	18
RUSHES-YARDS (NET)	31-183	37-126
PASSING YDS (NET)	215	182
Passes Comp-Att-Int	18-30-1	15-26-1
TOTAL OFFENSE PLAYS-YARDS	61-398	63-308
Fumble Returns-Yards	0-0	0-0
Punt Returns-Yards	2(-7)	2-37
Kickoff Returns-Yards	3-58	2-95
Interception Returns-Yards	1-0	1-28
Punts (Number-Avg)	5-38.8	4-36.8
Fumbles-Lost	0-0	3-3
Penalties-Yards	11-114	7-80
Time of Possession	33:07	26:53
Third-Down Conversions	2-12	5-13
Fourth-Down Conversions	1-1	2-2
Red-Zone Scores-Chances	2-2	3-4
Sacks By: Number-Yards	1-7	0-0

RUSHING: UTSA — Glasco II 9-70; Okotcha 8-31; Soza 4-19; Grubb,S 1-18; Armstrong 6-17; Grubb,A 1-16; Jones 1-15. USA — Baker 12-63; Houston 11-43; Timmons 4-20; Bennett 9-12; Glover 1-minus 12.

PASSING: UTSA — Soza 18-30-1-215. USA — Bennett 15-24-1-182; Metheny 0-2-0-0.

RECEIVING: UTSA — Okotcha 3-19; Armstrong 3-19; Glasco II 3-3; Jones 2-81; Hicks 2-33; Harrison 2-5; Holmes 1-34; Mack 1-13; Monroe 1-8. USA — Jones,J 3-51; Besteda 3-40; Hollinger 2-42; Glover 2-25; Lavender 2-12; Houston 2-10; Jones,D 1-2.

INTERCEPTIONS: UTSA — Wade 1-0. USA — Pearson 1-28.

FUMBLES: UTSA — None. USA — Bennett 2-2; Glover 1-1.

GAME 2 — SATURDAY, SEPT. 8 UTSA 27, TEXAS A&M-COMMERCE 16 SAN ANTONIO, TEXAS (ALAMODOME)

SAN ANTONIO — David Glasco II rushed for 58 yards and two first-half touchdowns and UTSA built a big lead early en route to a 27-16 home-opening victory against Texas A&M-Commerce in front of 30,416 fans at the Alamodome.

Glasco II helped the Roadrunners rush for 172 yards on the afternoon, giving them 355 through the first two games (177.5 ypg). Evans Okotcha added 46 and Eric Soza tacked on 34 while also throwing for 159 and a score on 12-of-22 passing attempts.

UTSA took a 10-0 lead after one quarter behind a 34-yard field goal from Sean Ianno and an 8-yard pass from Soza to Kenny Harrison, which capped a 13-play, 71-yard drive that chewed up 6:47 off the clock.

The Lions got on the board when Jacob O'Neill connected on a 21-yard field goal to end a 14-play, 73-yard march.

The Roadrunners answered with Glasco's pair of scoring jaunts in the final five minutes of the half, the second a 1-yard rush around the left end that helped UTSA convert a 17-yard interception return by Franky Anaya into points. That was the team's fifth consecutive score off a turnover this season and it gave the Birds a 24-3 halftime advantage.

Ianno, who nailed the game-winning 51-yard field goal last Saturday at South Alabama, connected on a 46-yarder with 9:46 left in the third quarter to make him 6-for-6 on the year and push the lead to 24.

Texas A&M-Commerce scored its first touchdown of the afternoon when Deric Davis found Garrett Smith behind the UTSA secondary for a 61-yard pass with 7:14 left in the third. The two-point conversion pass attempt was no good, but the Lions added another TD on a 5-yard pass over the middle from Davis to Tevin Godfrey on the first play of the final stanza to cut the deficit to 27-16.

The Roadrunners' defense held Texas A&M-Commerce to a pair of three-and-outs and Erik Brown picked off a Davis pass with 1:44 remaining to put the exclamation point on the victory.

Attendance: 30,416	1	2	3	4	Final
Texas A&M-Commerce (0-2)	0	3	6	7	16
UTSA (2-0)	10	14	3	0	27

SCORING SUMMARY

1st	11:14	UTSA	Sean Ianno 34-yd field goal	9-45, 3:46
	2:48	UTSA	Kenny Harrison 8-yd pass from Eric Soza (Ianno kick)	13-71, 6:47
2nd	10:44	TAMUC	Jacob O'Neill 21-yd field goal	14-73, 7:04
	4:39	UTSA	David Glasco II 2-yd run (Ianno kick)	7-71, 2:59
	0:56	UTSA	Glasco II 1-yd run (Ianno kick)	2-7, 0:48
3rd	9:14	UTSA	Ianno 46-yd field goal	8-36, 3:47
	7:14	TAMUC	Garrett Smith 61-yd pass from Deric Davis (pass failed)	5-75, 2:00
4th	14:56	TAMUC	Tevin Godfrey 5-yd pass from Davis (O'Neil kick)	9-55, 4:37

	TAMUC	UTSA
FIRST DOWNS	12	19
RUSHES-YARDS (NET)	22-16	41-172
PASSING YDS (NET)	193	159
Passes Comp-Att-Int	19-32-2	12-22-0
TOTAL OFFENSE PLAYS-YARDS	54-209	63-331
Fumble Returns-Yards	0-0	0-0
Punt Returns-Yards	1-0	2-39
Kickoff Returns-Yards	4-65	3-19
Interception Returns-Yards	0-0	2-18
Punts (Number-Avg)	5-43.0	4-40.0
Fumbles-Lost	0-0	1-1
Penalties-Yards	2-20	5-47
Time of Possession	27:04	32:56
Third-Down Conversions	4-13	5-12
Fourth-Down Conversions	1-1	0-0
Red-Zone Scores-Chances	2-2	4-4
Sacks By: Number-Yards	1-4	5-12

RUSHING: TAMUC — Mosley 7-12; Davis 11-9; Thompson 1-6; Smith 1-minus 4; Chapman 2-minus 7. UTSA — Glasco II 13-58; Okotcha 11-46; Soza 8-34; Jones 3-23; Armstrong 2-12; Shaw 1-4; Grubb,A 1-minus 1.

PASSING: TAMUC — Davis 18-31-2-175; Rawlings 1-1-0-18. UTSA — Soza 12-22-0-159.

RECEIVING: TAMUC — Rawlings 6-53; Godfrey 5-32; Smith 3-80; Thompson 2-10; Ohm 1-7; Chapman 1-6; Zongo 1-5. UTSA — Freeman 2-54; Jones 2-31; Holmes 2-28; Hicks 2-25; Harrison 1-8; Mack 1-7; Monroe 1-5; Glasco II 1-1.

INTERCEPTIONS: TAMUC — None. UTSA — Anaya 1-17; Brown 1-1.

FUMBLES: TAMUC — None. UTSA — Holmes 1-1.



**GAME 3 — SATURDAY, SEPT. 15
UTSA 38, GEORGIA STATE 14
ATLANTA, GA. (GEORGIA DOME)**

**GAME 4 — SATURDAY, SEPT. 22
UTSA 56, NORTHWESTERN OKLAHOMA STATE 3
SAN ANTONIO, TEXAS (ALAMODOME)**

ATLANTA, Ga. — Evans Okotcha rushed for a program-record three touchdowns and UTSA scored on six of its first seven drives en route to a 38-14 victory at Georgia State.



Okotcha had 49 yards on the ground to help the Roadrunners rush for 225 against the FBS transitional Panthers (0-3). David Glasco II had a team-high 55 on just four carries, including a 47-yarder during UTSA's opening possession, while Eric Soza and CheRod Simpson added 51 and 35, respectively.

The Roadrunners tallied a season-high 442 yards of total offense, 217 of which came through the air, and they doubled up Georgia State, 26-13, on first downs in addition to having the ball for nearly 42 minutes (41:29).

UTSA got on the board first on Sean Ianno's 26-yard field goal, but the Panthers answered with an 84-yard scoring pass from Ben McLane to Albert Wilson on their first drive.

Kenny Harrison returned the ensuing kickoff a school-record 84 yards to set up a 5-yard scoring jaunt up the middle by Okotcha, which gave UTSA a 10-7 lead with 8:01 left in the first quarter.

The Birds extended the advantage to double digits when Soza found Aaron Grubb in the back of the end zone from five yards out on third-and-goal late in the opening stanza.

Okotcha got his second TD of the evening on a 1-yard dive with 5:31 remaining in the second frame to stake UTSA to a 24-7 halftime edge.

The Roadrunners added a pair of TDs in the third to put the game out of reach.

Soza connected with Marcellus Mack in the back corner of the end zone from 20 yards out to put UTSA up, 31-7. Okotcha then struck paydirt once again from the one to make it 38-7 with 6:33 left in the third.

A late scoring pass from Ronnie Bell to Wilson provided the final 24-point margin. UTSA was 6-for-6 in the red zone at one point, finishing 6-for-8 after two late drives resulted in turnovers on downs. The Birds also converted four turnovers into a pair of scores.

Mack finished with four receptions and 52 yards, while Soza, who completed 17-of-24 passes for 206 yards and a pair of TDs, connected with nine different receivers in the rout, including four for 55 yards to Okotcha.

UTSA limited Georgia State to 86 rushing yards and 307 total with 53 coming on the final drive of the contest.

Crosby Adams, Erik Brown and Brian King all picked off passes, while Brown also forced a fumble that Darrien Starling recovered.

Attendance: 11,496	1	2	3	4	Final
UTSA (3-0)	17	7	14	0	38
Georgia State (0-3)	7	0	7	0	14

SCORING SUMMARY

1st	10:22	UTSA	Sean Ianno 26-yd field goal	11-79, 4:38
	9:51	GSU	Albert Wilson 84-yd pass from Ben McLane (Christian Benvenuto kick)	3-79, 0:25
	8:01	UTSA	Evans Okotcha 5-yd run (Ianno kick)	4-16, 1:38
	1:49	UTSA	Aaron Grubb 5-yd pass from Eric Soza (Ianno kick)	9-51, 4:39
2nd	5:31	UTSA	Okotcha 1-yd run (Ianno kick)	10-74, 5:11
3rd	10:14	UTSA	Marcellus Mack 20-yd pass from Soza (Ianno kick)	7-69, 3:38
	6:33	UTSA	Okotcha 1-yd run (Ianno kick)	5-11, 2:44
	2:44	GSU	Wilson 25-yd pass from Ronnie Bell (Benvenuto kick)	10-65, 3:49

	UTSA	GSU
FIRST DOWNS	26	13
RUSHES-YARDS (NET)	54-225	23-86
PASSING YDS (NET)	217	221
Passes Comp-Att-Int	18-25-0	11-25-3
TOTAL OFFENSE PLAYS-YARDS	79-442	48-307
Fumble Returns-Yards	0-0	0-0
Punt Returns-Yards	0-0	0-0
Kickoff Returns-Yards	3-111	6-83
Interception Returns-Yards	3-30	0-0
Punts (Number-Avg)	1-19.0	2-45.0
Fumbles-Lost	1-0	3-1
Penalties-Yards	3-25	5-27
Time of Possession	41:29	18:31
Third-Down Conversions	7-12	5-10
Fourth-Down Conversions	1-3	1-1
Red-Zone Scores-Chances	6-8	0-0
Sacks By: Number-Yards	2-36	0-0

RUSHING: UTSA — Glasco II 4-55; Soza 9-51; Okotcha 20-49; Simpson 10-35; Simmons 1-13; Armstrong 4-11; Bias 1-8; Jones 1-4; Wilburn 2-1; Team 2-minus 2. GSU — Russell 10-76; Evans 5-22; Bell 3-22; Lee 2-2; McLane 3-minus 36.

PASSING: UTSA — Soza 17-24-0-206; Simmons 1-1-0-11. GSU — McLane 6-14-1-126; Bell 5-11-2-95.

RECEIVING: UTSA — Okotcha 4-55; Mack 4-52; Hicks 2-24; Grubb, A 2-16; Bias 2-12; Holmes 1-19; Harrison 1-16; Freeman 1-13; Shaw 1-10. GSU — Wilson 6-150; Minor 2-12; Blair 1-41; Ogbuehi 1-13; Russell 1-5.

INTERCEPTIONS: UTSA — King 1-30; Adams 1-0; Brown 1-0. GSU — None.

FUMBLES: UTSA — Wilburn 1-0. GSU — McLane 2-0; Russell 1-1.

SAN ANTONIO — David Glasco II and Evans Okotcha scored a pair of first-half touchdowns apiece and UTSA rolled past Northwestern Oklahoma State, 56-3, in front of 25,742 fans at the Alamodome.



UTSA registered a school-record six rushing touchdowns and 235 yards on the ground in compiling a season-high 445 yards of total offense against the NCAA Division II Rangers.

Meanwhile, the Roadrunners defense held Northwestern Oklahoma State to just 167 yards of offense, including only 24 rushing, and forced eight three-and-outs in 12 possessions. The Birds also created a pair of turnovers, which were converted into two touchdowns.

Okotcha scored from two and nine yards out to help stake UTSA to a 14-0 lead through the first 10 minutes of the contest.

Triston Wade then picked off a Kyle Jech pass, the Rangers quarterback's first interception in his last 245 attempts, and returned it 38 yards for a score with 3:21 left in the opening stanza.

The Roadrunners reached paydirt three times in the second quarter in tallying their largest first-half point total, 42, in school annals.

Kenny Harrison returned a punt a program-record 54 yards to set up UTSA at the Rangers 26-yard line. Two plays later, Glasco II scampered down the right sideline and dove into the end zone from seven yards out.

On the ensuing kickoff, Blake Terry forced a fumble that Sean Luchnick recovered on the Northwestern Oklahoma State 30. It again took UTSA only two plays to punch it in, this time on an 11-yard dash up the middle by Glasco II with 13:47 left until intermission.

Four minutes later, Eric Soza found Cole Hubble on a TD pass up the seam for 32 yards to cap a five-play, 68-yard drive and Kristian Stern's point after touchdown gave UTSA a 42-0 advantage.

The Rangers got on the board with a 20-yard field goal by Edgar Colmenares as time expired in the first half.

UTSA got a 1-yard touchdown run from Nate Shaw with 10:12 left in the third and a 2-yard TD scamper from Ryan Polite with 7:15 remaining in the contest to provide the final and school-record 53-point margin.

Attendance: 25,742	1	2	3	4	Final
Northwestern Okla. State (0-4)	0	3	0	0	3
UTSA (4-0)	21	21	7	7	56

SCORING SUMMARY

1st	12:27	UTSA	Evans Okotcha 2-yd run (Sean Ianno kick)	6-62, 2:33
	4:58	UTSA	Okotcha 9-yd run (Kristian Stern kick)	2-60, 0:32
	3:21	UTSA	Triston Wade 38-yd interception return (Stern kick)	—
2nd	14:54	UTSA	David Glasco II 7-yd run (Stern kick)	2-26, 0:17
	13:47	UTSA	Glasco II 11-yd run (Stern kick)	2-30, 1:07
	9:40	UTSA	Cole Hubble 32-yd pass from Eric Soza (Stern kick)	5-68, 1:42
	0:00	NWOSU	Edgar Colmenares 20-yd field goal	11-85, 2:34
3rd	10:12	UTSA	Nate Shaw 1-yd run (Stern kick)	5-11, 3:01
4th	7:15	UTSA	Ryan Polite 2-yd run (Stern kick)	7-35, 4:34

	NWOSU	UTSA
FIRST DOWNS	12	17
RUSHES-YARDS (NET)	24-24	38-235
PASSING YDS (NET)	143	210
Passes Comp-Att-Int	17-31-1	15-17-0
TOTAL OFFENSE PLAYS-YARDS	55-167	55-445
Fumble Returns-Yards	0-0	1-12
Punt Returns-Yards	1-0	6-132
Kickoff Returns-Yards	8-138	1-25
Interception Returns-Yards	0-0	1-38
Punts (Number-Avg)	10-32.2	3-35.0
Fumbles-Lost	2-1	1-1
Penalties-Yards	8-55	15-142
Time of Possession	31:07	28:53
Third-Down Conversions	1-13	3-8
Fourth-Down Conversions	0-0	0-0
Red-Zone Scores-Chances	1-1	6-6
Sacks By: Number-Yards	0-0	2-22

RUSHING: NWOSU — Jackson 12-23; Doyle 4-12; Liggins 4-7; Streck 1-2; Jech 3-minus 20. UTSA — Glasco II 4-69; Simpson 9-43; Okotcha 7-40; Polite 5-33; Simmons 4-27; Jones 1-15; Wilburn 4-6; Soza 1-4; Shaw 1-1; Team 2-minus 3.

PASSING: NWOSU — Jech 17-31-1-143. UTSA — Simmons 8-8-0-72; Soza 5-7-0-115; Polite 2-2-0-23.

RECEIVING: NWOSU — Chamberlin 6-69; King 3-22; Jackson 2-19; Liggins 2-9; Hooper 2-6; Morris 1-13; Doyle 1-5. UTSA — Monroe 3-24; Hubble 2-62; Jones 2-32; Bias 2-26; Holmes 1-25; Freeman 1-21; Mack 1-12; Grubb, A 1-9; Harrison 1-0; Grubb, S 1-minus 1.

INTERCEPTIONS: NWOSU — None. UTSA — Wade 1-38.

FUMBLES: NWOSU — Hooper 1-0; Jackson 1-1. UTSA — Monroe 1-1.



GAME 5 — SATURDAY, SEPT. 29
UTSA 35, NEW MEXICO STATE 14
LAS CRUCES, N.M. (AGGIE MEMORIAL STADIUM)

LAS CRUCES, N.M. — Eric Soza completed 19-of-32 passes for a program-record 269 yards, added another 55 on the ground and accounted for a total of four touchdowns, as UTSA won its first-ever Western Athletic Conference game, 35-14, at New Mexico State.

The Roadrunners scored 28 unanswered points after falling behind 7-0 and extended their winning streak to six games dating back to last season's finale. UTSA now has won all three of its road outings this fall after failing to do so in four chances a year ago.

The Aggies struck first on an 8-yard touchdown pass from Andrew Manley to Trevor Walls at the 4:34 mark of the first quarter.

UTSA answered by taking advantage of a turnover when Austin Franklin muffed a punt that was recovered by Jeremiah Moeller at the New Mexico State 33. An unsportsmanlike conduct penalty moved the ball back to the 48, but Soza promptly found Evans Okotcha all alone on a wheel route down the left sideline for the Birds' first score of the night.

The Roadrunners then took a 14-7 lead after Soza scampered up the middle for a 33-yard touchdown. His first rushing score of the year capped a 13-play, 84-yard drive that chewed up 5:13 off the clock.

UTSA struck again on its first play on its next possession when Soza used a play-action fake to lead Kenny Bias all alone behind the secondary for a school-record 82-yard TD pass.

The opportunistic Roadrunners turned a Nic Johnston third-quarter interception at the Aggies 16-yard line into more points.

On second-and-9 from the 15, Soza found Cole Hicks all alone in the right corner of the end zone for UTSA's 11th score off its 15th forced turnover this season.

Trailing 28-7, the Aggies put together a long drive late in the third quarter, but on the third play of the fourth quarter, Erik Brown picked off Manley in the corner of the end zone to give the ball back to UTSA and keep the lead at 21.

However, New Mexico State forced a three-and-out and got the ball back on its own 45. Three plays later, Manley found Franklin on a seam route for a 41-yard score to make it 28-14 with 11:33 remaining.

UTSA responded with a 12-play, 72-yard drive that lasted 7:27, which was capped with a 9-yard TD rush up the middle by Okotcha.

Attendance: 14,341	1	2	3	4	Final
UTSA (5-0, 1-0 WAC)	7	14	7	7	35
New Mexico State (1-4, 0-1 WAC)	7	0	0	7	14

SCORING SUMMARY

1st	4:34	NMSU	Trevor Walls 8-yd pass from Andrew Manley (Tyler Stampler kick)	7-55, 3:12
	2:19	UTSA	Evans Okotcha 48-yd pass from Eric Soza (Kristian Stern kick)	1-48, 0:18
2nd	8:57	UTSA	Eric Soza 33-yd run (Stern kick)	13-84, 5:13
	6:33	UTSA	Kenny Bias 82-yd pass from Soza (Stern kick)	1-82, 0:12
3rd	4:39	UTSA	Cole Hicks 15-yd pass from Soza (Stern kick)	2-16, 0:48
4th	11:33	NMSU	Austin Franklin 41-yd pass from Manley (Stampler kick)	3-55, 0:26
	4:00	UTSA	Okotcha 9-yd run (Stern kick)	12-72, 7:27

	UTSA	NMSU
FIRST DOWNS	20	18
RUSHES-YARDS (NET)	32-129	32-54
PASSING YDS (NET)	269	296
Passes Comp-Att-Int	19-32-0	22-41-2
TOTAL OFFENSE PLAYS-YARDS	64-398	73-350
Fumble Returns-Yards	0-0	0-0
Punt Returns-Yards	1-28	3-5
Kickoff Returns-Yards	1-27	4-78
Interception Returns-Yards	2-5	0-0
Punts (Number-Avg)	6-34.2	4-39.8
Fumbles-Lost	0-0	2-2
Penalties-Yards	2-30	2-10
Time of Possession	31:49	28:11
Third-Down Conversions	6-12	8-17
Fourth-Down Conversions	1-1	2-3
Red-Zone Scores-Chances	2-2	1-2
Sacks By: Number-Yards	5-22	0-0

RUSHING: UTSA — Soza 8-55; Glasco II 11-36; Okotcha 9-29; Vaughn 2-15; Team 1-minus 1; Jones 1-minus 5. NMSU — Morrison 8-30; Clay 6-20; Powell 8-18; Colwell 1-4; Team 1-minus 1; Manley 8-minus 17.

PASSING: UTSA — Soza 19-32-0-269. NMSU — Manley 21-40-2-276; Chapman-Brown 1-1-0-20.

RECEIVING: UTSA — Jones 4-39; Harrison 4-29; Grubb 3-27; Bias 2-88; Okotcha 2-49; Hicks 2-23; Glasco II 1-8; Mack 1-6. NMSU — Franklin 7-105; Bateman 7-88; Brown 3-56; Scoggins 3-19; Matthews 1-20; Walls 1-8.

INTERCEPTIONS: UTSA — Johnston 1-5; Brown 1-0. NMSU — None.

FUMBLES: UTSA — None. NMSU — Franklin 1-1; Manley 1-1.

GAME 6 — SATURDAY, OCT. 13
RICE 34, UTSA 14
HOUSTON, TEXAS (RICE STADIUM)

HOUSTON — Charles Ross rushed for 117 of Rice's season-high 301 yards and the Owls handed UTSA its first loss of the season, 34-14.

Rice, which rolled up 214 of its rushing yards in the second half, used the ground game to snap the Roadrunners' program-record six-game winning streak dating back to the final contest of the 2011 campaign.

Ross needed just 16 carries to accumulate his season-best total, while quarterback Taylor McHargue added 68 and a pair of touchdowns on only seven attempts.

The Owls compiled an opponent season-high 483 yards on 81 plays (58 rush/23 pass) and held UTSA to a season-low 239 and 13 first downs.

A pair of first-quarter Chris Boswell field goals staked Rice to a 6-0 lead and it marked the first time the Roadrunners trailed after the first stanza in eight games (3-0, at McNeese State, Nov. 12, 2011).

The Owls used a trick play to extend their lead to 13 when Luke Turner took a pitch on a lateral and threw downfield to Donte Moore, who snagged the ball near the right sideline for a 38-yard touchdown reception.

After starting QB Eric Soza was forced out of the game for a series with an injury with 10 minutes left in the second quarter, Ryan Polite came on in relief and led the Roadrunners on the final 14 plays of a 16-play, 87-yard scoring drive that was capped by a 20-yard field goal by Kristian Stern.

Rice opened the second half with a 12-play, 75-yard drive — all of which came on the ground — that resulted in a 1-yard scoring plunge by Turner Peterson, which made it 20-3.

After a 44-yard TD scamper by McHargue pushed the lead to 24, Soza found David Glasco II in the flat on a screen pass and he raced 36 yards to paydirt. A pass interference call on the initial two-point conversion attempt gave UTSA a second try and Glasco II found the end zone to pull the Roadrunners to within 16 at 27-11 with 5:30 remaining in the third stanza.

Erik Brown then picked off his team-leading fourth pass of the year and Stern drilled a 35-yard field goal to draw UTSA to within 27-14 with a little more than a quarter left to play. It marked the UTSA's 12th score off 17 opponent turnovers this season.

Rice put the game away with an 11-play, 72-yard scoring drive that was finished off with a 3-yard option keeper by McHargue.

Brandon Reeves led the Roadrunners with 12 tackles (six solos), while Steven Kurfehs, Nic Johnston and Triston Wade added nine apiece.

It was the first meeting between the two schools and UTSA will join Rice as a member of Conference USA next fall.

Attendance: 28,677	1	2	3	4	Final
UTSA (5-1)	0	3	11	0	14
Rice (2-5)	6	7	14	7	34

SCORING SUMMARY

1st	9:42	RICE	Chris Boswell 26-yd field goal	8-64, 3:15
	4:07	RICE	Boswell 37-yd field goal	11-39, 4:40
2nd	10:53	RICE	Donte Moore 38-yd pass from Luke Turner (Boswell kick)	8-80, 3:22
	3:16	UTSA	Kristian Stern 20-yd field goal	16-87, 7:37
3rd	10:04	RICE	Turner Petersen 1-yd run (Boswell kick)	12-75, 4:56
	8:19	RICE	Taylor McHargue 44-yd run (Boswell kick)	3-50, 0:44
	5:30	UTSA	David Glasco II 36-yd pass from Eric Soza (Glasco II rush)	6-75, 2:49
	3:09	UTSA	Stern 35-yd field goal	5-23, 1:17
4th	13:05	RICE	McHargue 3-yd run (Boswell kick)	11-72, 5:04

	UTSA	RICE
FIRST DOWNS	13	27
RUSHES-YARDS (NET)	26-95	58-301
PASSING YDS (NET)	144	182
Passes Comp-Att-Int	29-13-0	23-13-1
TOTAL OFFENSE PLAYS-YARDS	55-239	81-483
Fumble Returns-Yards	0-0	0-0
Punt Returns-Yards	0-0	0-0
Kickoff Returns-Yards	1-20	2-39
Interception Returns-Yards	1-3	0-0
Punts (Number-Avg)	6-33.5	2-40.5
Fumbles-Lost	1-0	2-0
Penalties-Yards	4-35	7-62
Time of Possession	23:52	36:08
Third-Down Conversions	5-14	9-15
Fourth-Down Conversions	0-0	2-2
Red-Zone Scores-Chances	2-3	4-5
Sacks By: Number-Yards	0-0	1-5


RUSHING: UTSA — Glasco II 9-32; Jones 1-22; Okotcha 5-14; Armstrong 3-13; Polite 2-11; Soza 5-5; Team 1-minus 2. RICE — Ross 16-117; McHargue 7-68; Petersen 13-53; Hamilton 11-53; Turner 4-18; Jackson, D 3-9; McGuffie 1-0; Team 3-minus 17.

PASSING: UTSA — Soza 10-23-0-113; Polite 3-5-0-31; Jones 0-1-0-0. RICE — McHargue 12-21-1-144; Turner 1-1-0-38; Team 0-1-0-0.

RECEIVING: UTSA — Glasco II, David 2-41; Jones 2-22; Okotcha 2-13; Armstrong 2-7; Grubb, A 1-22; Moeller 1-21; Hubble 1-7; Bias 1-6; Holmes 1-5. RICE — Taylor 5-81; McGuffie 3-21; Moore 2-49; Willson 1-14; McDonald 1-10; Cook 1-7.

INTERCEPTIONS: UTSA — Brown 1-3. RICE — None.

FUMBLES: UTSA — Team 1-0. RICE — Taylor 1-0; Petersen 1-0.





GAME 7 — SATURDAY, OCT. 20 SAN JOSE STATE 52, UTSA 24 SAN ANTONIO, TEXAS (ALAMODOME)

GAME 8 — SATURDAY, OCT. 27 UTAH STATE 48, UTSA 17 SAN ANTONIO, TEXAS (ALAMODOME)

SAN ANTONIO — Ryan Polite completed 20-of-32 passes for a school-record 302 yards and two touchdowns, but San Jose State jumped out to a 31-0 lead and cruised to a 52-24 victory in front of 30,862 fans at the Alamodome.

Polite, who started in place of an injured Eric Soza, added a game-high 44 yards on the ground for the Roadrunners, who dropped their second consecutive game after winning the first five of the season.

Meanwhile, David Fales finished with 279 passing yards and three scores to pace the Spartans.

Playing in front of its home crowd for the first time in four weeks, UTSA was unable to get on track in the decisive opening period.

The Roadrunners, who entered the contest with just three giveaways this season, turned the ball over a total of five times and three times in the first quarter alone, which led to 17 San Jose State points.

The Spartans struck first on a 36-yard TD pass over the middle from Fales to Grigsby at the 9:36 mark of the opening quarter.

San Jose State added its second touchdown on its next possession when second-string quarterback Blake Jurich dashed around the right end for 10 yards.

The Spartans immediately capitalized on the first of UTSA's five fumbles with a 36-yard TD strike from Fales to Tyler Ervin for a 21-0 lead.

The visitors tacked on another score after Chris Kearney recovered a snap that sailed over the head of punter Josh Ward into the end zone, while a 25-yard field goal from Austin Lopez made it 31-0 with 12:56 to go in the second quarter.

Polite helped UTSA end the shutout on its next possession when he connected with Evans Okotcha on a 69-yard screen pass down the right sideline.

However, the Spartans answered with a 92-yard return by Ervin on the ensuing kickoff, the first kickoff return for a touchdown allowed in program history.

With San Jose State threatening again on its next possession, Triston Wade registered his team-leading fourth forced fumble of the season, which was recovered by Franky Anaya near the UTSA sideline.

The Roadrunners then put together a seven-play, 35-yard drive that ended with a career-long 41-yard field goal by Kristian Stern and UTSA went to the locker room trailing, 38-10.

Another fumble ended the Spartans' first possession of the second half and UTSA responded with its longest drive of the day (10 plays for 80 yards) that culminated with a 5-yard scoring toss from Polite to Kenny Harrison.

San Jose State responded with a pair of touchdowns to put the game out of reach.

A fumble set up a quick three-play scoring jaunt that ended with De'Leon Eskridge's 2-yard plunge before Fales hooked up with Ryan Otten in the corner of the end zone just before the end of the third quarter for a 52-17 lead.

Steven Kurfehs provided the final score of the afternoon with a 50-yard fumble return for a touchdown in the final stanza.

Attendance: 30,862		1	2	3	4	Final
San Jose State (5-2, 1-1 WAC)		28	10	14	0	52
UTSA (5-2, 1-1 WAC)		0	10	7	7	24

SCORING SUMMARY

1st	9:36	SJSU	Noel Grigsby 36-yd pass from David Fales (Austin Lopez kick)	5-58, 1:42
	6:59	SJSU	Blake Jurich 10-yd run (Lopez kick)	3-66, 1:00
	4:40	SJSU	Tyler Ervin 36-yd pass from Fales (Lopez kick)	1-36, 0:08
	2:57	SJSU	Chris Kearney 0-yd fumble recovery (Lopez kick)	—
2nd	12:56	SJSU	Lopez 25-yd field goal	10-29, 4:15
	11:01	UTSA	Evans Okotcha 69-yd pass from Ryan Polite (Stern kick)	48-6, 1:55
	10:47	SJSU	Ervin 92-yd kickoff return (Lopez kick)	—
	3:51	UTSA	Stern 41-yd field goal	7-36, 3:36
3rd	7:12	UTSA	Kenny Harrison 5-yd pass from Polite (Stern kick)	10-80 4:42
	4:09	SJSU	De'Leon Eskridge 1-yd run (Lopez kick)	3-28, 1:06
	0:50	SJSU	Ryan Otten 6-yd pass from Fales (Lopez kick)	3-20, 1:08
4th	10:34	UTSA	Steven Kurfehs 50-yd fumble recovery (Stern kick)	—

	SJSU	UTSA
FIRST DOWNS	17	15
RUSHES-YARDS (NET)	32-91	38-110
PASSING YDS (NET)	283	302
Passes Comp-Att-Int	18-27-0	20-32-1
TOTAL OFFENSE PLAYS-YARDS	59-374	70-412
Fumble Returns-Yards	1-7	2-51
Punt Returns-Yards	1-1	2-8
Kickoff Returns-Yards	4-155	6-95
Interception Returns-Yards	1-30	0-0
Punts (Number-Avg)	5-43.4	4-31.5
Fumbles-Lost	4-3	6-5
Penalties-Yards	4-25	7-65
Time of Possession	27:49	32:11
Third-Down Conversions	4-12	5-13
Fourth-Down Conversions	1-1	0-3
Red-Zone Scores-Chances	4-5	2-3
Sacks By: Number-Yards	2-10	0-0

RUSHING: SJSU — Eskridge 10-38; Freeman 9-31; Ervin 6-23; Jurich 3-17; Jones 1-11; Liaina 1-4; Gray 1-minus 2; Team 1-minus 31. UTSA — Polite 13-44; Vaughn 1-36; Okotcha 7-29; Armstrong 6-27; Glasco II 5-10; Jones 3-7; Monroe 1-5; Team 2-minus 48.

PASSING: SJSU — Fales 17-26-0-279; Gray 1-1-0-4. UTSA — Polite 20-32-1-302.

RECEIVING: SJSU — Jones 6-63; Grigsby 4-110; Carr 2-49; Otten 2-11; Ervin 1-36; Bradbury 1-9; Linton 1-4; Eskridge 1-1. UTSA — Bias 4-94; Mack 3-18; Okotcha 2-76; Moeller 2-25; Grubb, A 2-21; Holmes 2-13; Hubble 1-22; Jones 1-21; Harrison 1-5; Simpson 1-4; Armstrong 1-3.

INTERCEPTIONS: SJSU — Benwikere 1-30. UTSA — None.

FUMBLES: SJSU — Jones 1-1; Jurich 1-1; Gray 1-0; Team 1-0. UTSA — Team 2-1; Bias 1-1; Jones 1-1; Moeller 1-1; Polite 1-1.



SAN ANTONIO — Utah State racked up 522 yards of offense and the Aggies sent UTSA to its third consecutive loss in a 48-17 victory.

Chuckie Keeton completed 27-of-36 passes for a season-high 340 yards and three touchdowns to lead Utah State to its program-record eighth consecutive league victory.

Meanwhile, Ryan Polite finished 21-of-36 for 248 yards and a score for the Roadrunners.

The Aggies got on the board in the opening quarter when Keeton found Kellen Bartlett in the right flat for a 2-yard touchdown. The score was set up by Devonta Glover-Wright's block of a Kristian Stern punt that went out of bounds at the 5-yard line following UTSA's initial possession.

Triston Wade, who finished with a game-high 11 tackles, put a stop to Utah State's next drive with his third interception of the season when Erik Brown deflected a Keeton pass in the end zone.

The Roadrunners promptly marched 68 yards on 10 plays to set up Stern's 29-yard field goal with 5:26 remaining in the first quarter.

However, Utah State broke the game open with a 20-point outburst in the second stanza.

Kerwynn Williams plunged into the end zone from one yard out on fourth down and Keeton found Cameron Webb over the middle for 29 yards to account for two TDs, while Nick Diaz drilled field goals from 22 and 24 yards, as the Aggies took a 27-3 advantage into the locker room.

Williams opened the second half with a 68-yard rush to set up a 1-yard TD run of his own to extend the lead to 31 and Joe Hill capped a four-play, 44-yard scoring march that began after Kyler Fackrell's interception with a 1-yard scoring dive to make it 41-3.

UTSA put together its first touchdown drive of the game on its next possession.

Polite found Aaron Grubb on a crossing pattern for 44 yards and that set up a 7-yard TD run up the middle by Evans Okotcha.

Keeton connected with Hill on a 16-yard TD to cap a 10-play, 65-yard drive later in the stanza, which made it 48-10.

The Roadrunners capitalized on Kelvin Lee's fumble in the fourth quarter for their final score. After Nic Johnston forced his third fumble of the season, Polite found Cole Hicks in the end zone from 23 yards out to complete the scoring.

Attendance: 23,519		1	2	3	4	Final
Utah State (7-2, 3-0 WAC)		7	20	21	0	48
UTSA (5-3, 1-2 WAC)		3	0	7	7	17

SCORING SUMMARY

1st	12:11	USU	Kellen Bartlett 2-yd pass from Chuckie Keeton (Nick Diaz kick)	2-5, 0:41
	3:00	UTSA	Kristian Stern 29-yd field goal	10-68, 5:26
2nd	14:44	USU	Diaz 22-yd field goal	8-68, 3:16
	9:34	USU	Kerwynn Williams 1-yd run (Diaz kick)	10-71, 3:21
	6:44	USU	Cameron Webb 29-yd pass from Keeton (Diaz kick)	5-50, 1:35
	1:26	USU	Diaz 24-yd field goal	9-42, 2:43
3rd	14:09	USU	Williams 1-yd run (Diaz kick)	3-72, 0:51
	11:14	USU	Hill 1-yd run (Diaz kick)	4-44, 1:12
	8:55	UTSA	Evans Okotcha 7-yd run (Stern kick)	6-75, 2:19
	0:46	USU	Joe Hill 16-yd pass from Keeton (Diaz kick)	10-65, 3:48
4th	13:36	UTSA	Cole Hicks 23-yd pass from Ryan Polite (Stern kick)	1-23, 0:08

	USU	UTSA
FIRST DOWNS	23	13
RUSHES-YARDS (NET)	37-128	28-51
PASSING YDS (NET)	394	248
Passes Comp-Att-Int	32-42-1	21-36-2
TOTAL OFFENSE PLAYS-YARDS	79-522	64-299
Fumble Returns-Yards	0-0	0-0
Punt Returns-Yards	4-47	1-(-7)
Kickoff Returns-Yards	4-87	8-138
Interception Returns-Yards	2-8	1-0
Punts (Number-Avg)	3-33.7	9-29.7
Fumbles-Lost	1-1	1-0
Penalties-Yards	5-51	8-59
Time of Possession	32:46	27:14
Third-Down Conversions	10-17	5-16
Fourth-Down Conversions	1-2	0-0
Red-Zone Scores-Chances	7-8	2-2
Sacks By: Number-Yards	2-7	1-10

RUSHING: USU — Williams 13-90; Hill 7-21; Lee 9-19; Keeton 6-1; Team 2-minus 3. UTSA — Polite 10-19; Glasco II 5-10; Jones 4-9; Okotcha 6-8; Armstrong 3-5.

PASSING: USU — Keeton 27-36-1-340; Harrison 5-6-0-54. UTSA — Polite 21-36-2-248.

RECEIVING: USU — Webb 5-59; Bartlett 5-39; Natson 4-29; Williams 3-68; Hill 3-65; Lee 2-42; Austin 2-21; Jacobs 2-20; Van Leeuwen 2-16; Glover-Wright 2-15; Reynolds 1-15; Andersen 1-5. UTSA — Holmes 4-54; Hubble 3-54; Jones 3-20; Grubb, A 2-48; Glasco II 2-15; Okotcha 2-9; Hicks 1-23; Moeller 1-15; Armstrong 1-6; Mack 1-4; Shaw 1-0.

INTERCEPTIONS: USU — Davis 1-6; Fackrell 1-2. UTSA — Wade 1-0.

FUMBLES: USU — Lee 1-1. UTSA — Grubb, A 1-0.



GAME 9 — SATURDAY, NOV. 3
#22 LOUISIANA TECH 51, UTSA 27
RUSTON, LA. (JOE AILLET STADIUM)

RUSTON, La. — Eric Soza passed for school records of 314 yards and four touchdowns, but Colby Cameron threw for 348 and Kenneth Dixon scored three times, as No. 22 Louisiana Tech pulled away from UTSA, 51-27.

The Bulldogs converted a fake field goal into a touchdown midway through the fourth quarter to put away the Roadrunners, who dropped their fourth consecutive game after starting the season with five straight wins.

Playing with just six seniors, it was UTSA's first contest against a nationally-ranked Football Bowl Subdivision foe.

Soza completed 23-of-41 passes and tossed touchdowns to Cole Hubble (two), Earon Holmes and Cole Hicks. Hubble became the first Roadrunner to catch two TD passes in the same game in program history.

Meanwhile, Cameron connected on 30-of-39 throws and had touchdown passes to Quinton Patton, Myles White and R.P. Stuart.

Louisiana Tech wasn't able to put the game away until wide receiver David Gru hit Malon Lee for a 9-yard score on a fake field goal, which put the Bulldogs in front, 44-27, with 7:33 remaining. Tech added a 6-yard touchdown run from Dixon with 14 seconds left for the final margin.

UTSA pulled to within 27-21 on their opening possession of the second half when they went 80 yards in nine plays capped by a 17-yard pass from Soza to Holmes.

The Bulldogs pushed their advantage back to 13 on their first second-half possession when Dixon scored on a 7-yard run. That lead was extended to 37-21 two plays into the fourth quarter when Matt Nelson, who had missed five consecutive field goals, hit one from 22 yards out.

The Roadrunners scrapped their way to within 37-27 three minutes into the fourth quarter when Soza found Hicks from 14 yards out.

The two offenses both started the game with touchdowns their opening two possessions.

Louisiana Tech got things started with a 62-yard drive that was capped by the Cameron to Stuart 1-yard pass.

UTSA answered with an 80-yard march that saw Soza connect with Hubble for a 33-yard score.

After the Bulldogs re-took the lead a 3-yard Dixon run, Hubble was left all alone in the Louisiana Tech secondary for a 57-yard catch and run to paydirt.

Both teams cooled a bit after that offensive onslaught until five minutes into the second quarter.

One play after Patton sat out with a personal foul penalty, Cameron found him over the middle and the senior pulled away from the secondary for a 79-yard TD.

The Bulldogs got one more score with just eight seconds remaining in the first half.

After a personal foul call on LA Tech running back Ray Holley at the UTSA 13, Cameron found Jon Greenwalt for a 23-yard score, but Nelson, who was wide left on a 37-yard field goal attempt earlier in the frame, missed the PAT.



Attendance: 23,645	1	2	3	4	Final
UTSA (5-4, 1-3 WAC)	14	0	7	6	27
#22 Louisiana Tech (8-1, 3-0 WAC)	14	13	7	17	51

SCORING SUMMARY

1st	13:25	LTU	R.P. Stuart 1-yd pass from Colby Cameron (Matt Nelson kick)	6-62, 1:35
	10:26	UTSA	Cole Hubble 33-yd pass from Eric Soza (Kristian Stern kick)	7-80, 2:59
	9:38	LTU	Kenneth Dixon 3-yd run (Nelson kick)	2-18, 0:48
	5:44	UTSA	Hubble 57-yd pass from Soza (Stern kick)	7-85, 3:54
2nd	9:56	LTU	Quinton Patton 79-yd pass from Cameron (Nelson kick)	3-89, 1:00
	0:08	LTU	Jon Greenwalt 23-yd pass from Cameron (Nelson kick failed)	13-76, 2:11
3rd	10:52	UTSA	Earon Holmes 17-yd pass from Soza (Stern kick)	9-80, 4:08
	7:01	LTU	Dixon 7-yd run (Nelson kick)	12-72, 3:51
4th	14:27	LTU	Nelson 22-yd field goal	8-55, 1:39
	11:50	UTSA	Cole Hicks 14-yd pass from Soza (Ryan Polite rush failed)	8-65, 2:37
	7:33	LTU	Malon Lee 9-yd pass from David Gru (Nelson kick)	10-59, 4:17
	0:14	LTU	Dixon 6-yd run (Nelson kick)	7-49, 2:37

	UTSA	LTU
FIRST DOWNS	25	33
RUSHES-YARDS (NET)	33-124	39-180
PASSING YDS (NET)	314	357
Passes Comp-Att-Int	23-41-0	31-40-0
TOTAL OFFENSE PLAYS-YARDS	74-438	79-537
Fumble Returns-Yards	0-0	0-0
Punt Returns-Yards	0-0	4-6
Kickoff Returns-Yards	9-148	5-99
Interception Returns-Yards	0-0	0-0
Punts (Number-Avg)	5-42.2	2-62.0
Fumbles-Lost	2-0	2-0
Penalties-Yards	14-142	15-157
Time of Possession	34:00	26:00
Third-Down Conversions	7-15	5-14
Fourth-Down Conversions	0-2	3-4
Red-Zone Scores-Chances	2-3	6-7
Sacks By: Number-Yards	0-0	1-6

RUSHING: UTSA — Glasco II 13-63; Okotcha 6-36; Vaughn 2-21; Soza 8-2; Jones 3-1; Armstrong 1-1; LTU — Dixon 18-72; Holley 10-41; Lee 4-31; Cameron 6-27; Guillot 1-9.

PASSING: UTSA — Soza 23-41-0-314. LTU — Cameron 30-39-0-348; Gru 1-1-0-9.

RECEIVING: UTSA — Holmes 5-57; Hubble 3-101; Hicks 3-35; Okotcha 2-15; Mack 2-9; Vaughn 1-29; Moeller 1-26; Freeman 1-12; Monroe 1-10; Armstrong 1-8; Jones 1-7; Shaw 1-7; Glasco II 1-minus 2. LTU — Patton 10-152; White 6-67; Casey 4-37; Greenwalt 3-49; Holley 3-30; Lee 1-9; Lee 1-7; Banks 1-6; Stuart 1-1; Dixon 1-minus 1.

FUMBLES: UTSA — Soza 2-0. LTU — Stuart 1-0; Greenwalt 1-0.

GAME 10 — SATURDAY, NOV. 10
UTSA 31, McNEESE STATE 24
SAN ANTONIO, TEXAS (ALAMODOME)

SAN ANTONIO — UTSA piled up 238 yards in the second half and the Roadrunners held off a late McNeese State rally for a 31-24 victory in front of 25,784 fans at the Alamodome.

UTSA, which snapped a four-game losing streak, overcame a 10-7 halftime deficit by scoring 24 unanswered points to build a 31-10 advantage with 10 minutes to play.

The Cowboys scored two late touchdowns and got the ball back at their own 39 with six seconds left, but quarterback Cody Stroud's pass on the final play fell incomplete near the UTSA 20-yard line.

Eric Soza guided a 12-play, 69-yard drive on the Birds' first possession of the second half that he capped with a diving 4-yard TD scramble to the right side.

The Roadrunners defense then forced a McNeese State punt and the offense went to work again.

Soza kept a third-and-2 play alive and found Marcellus Mack on the sideline for six yards and a first down at the Cowboys 33. Four plays later, Evans Okotcha notched his eighth rushing touchdown of the season with a 9-yard jaunt to the left side, extending the ball into the pylon, to help put UTSA up by two scores.

The defense came up big on the next McNeese State drive, as Cody Berry forced a Marcus Wiltz fumble that was recovered by Triston Wade at the UTSA 30.

The offense responded by marching 70 yards on eight plays, which ended with a screen pass from Soza to Brandon Armstrong, who took it down the right sideline 31 yards for his first career TD and a 28-10 lead early in the fourth quarter.

After Crosby Adams fielded his second interception of the season at the UTSA 19, the Roadrunners converted that into points on a 31-yard field goal by Kristian Stern, which made it 31-10 with 9:55 left to play.

However, the Cowboys did not quit, as Stroud found Dylan Long for a 6-yard TD pass with 6:18 on the clock.

McNeese State then forced a three-and-out and promptly drove 86 yards on seven plays that culminated with a 3-yard scoring plunge by Wiltz at the 3:05 mark to make it a one-score game.

UTSA killed 2:59 off the clock before Stern was forced to punt from the 17. He got off a 49-yarder under heavy pressure to put McNeese at its own 39 with six ticks left.

Stroud scrambled and heaved a long pass that was knocked away by Brian King as time expired.

Soza finished the day 24-for-37 for 262 yards and a pair of touchdowns, while Okotcha was the team's leading rusher (10-50) and receiver (3-37).

Stroud completed 34-of-46 passes for 346 yards and two TDs, while Wes Briscoe led all receivers with six catches for 99 yards and Wiltz registered 63 yards and a TD on 12 carries.



Attendance: 25,784	1	2	3	4	Final
McNeese State (6-4)	7	3	0	14	24
UTSA (6-4)	0	7	14	10	31

SCORING SUMMARY

1st	9:38	MCN	Wes Briscoe 12-yd pass from Cody Stroud (Josh Lewis kick)	10-68, 5:22
2nd	2:53	UTSA	Evans Okotcha 23-yd pass from Eric Soza (Kristian Stern kick)	13-80, 5:13
	0:16	MCN	Lewis 36-yd field goal	10-75, 2:31
3rd	8:51	UTSA	Soza 4-yd run (Stern kick)	12-69, 6:09
	3:43	UTSA	Okotcha 9-yd run (Stern kick)	7-62, 3:04
4th	14:10	UTSA	Brandon Armstrong 31-yd pass from Soza (Stern kick)	8-70, 2:40
	9:55	UTSA	Stern 31-yd field goal	7-67, 3:08
	6:18	MCN	Dylan Long 6-yd pass from Stroud (Lewis kick)	12-84, 3:37
	3:05	MCN	Marcus Wiltz 3-yd run (Lewis kick)	7-86, 2:06

	MCN	UTSA
FIRST DOWNS	29	22
RUSHES-YARDS (NET)	26-93	32-96
PASSING YDS (NET)	346	262
Passes Comp-Att-Int	34-46-1	24-37-0
TOTAL OFFENSE PLAYS-YARDS	72-439	69-358
Fumble Returns-Yards	0-0	0-0
Punt Returns-Yards	2-6	0-0
Kickoff Returns-Yards	5-102	3-52
Interception Returns-Yards	0-0	1-0
Punts (Number-Avg)	3-37.0	5-41.6
Fumbles-Lost	1-1	1-0
Penalties-Yards	9-95	7-62
Time of Possession	28:39	31:21
Third-Down Conversions	6-12	12-19
Fourth-Down Conversions	0-0	1-1
Red-Zone Scores-Chances	4-5	3-3
Sacks By: Number-Yards	0-0	2-13

RUSHING: MCN — Wiltz 12-63; Murray 5-16; Carey 3-14; Babin 2-8; Bennett 2-5; Stroud 2-minus 13. UTSA — Okotcha 10-50; Jones 4-27; Glasco II 10-11; Soza 4-8; Armstrong 1-5; Team 1-minus 2; Vaughn 2-minus 3.

PASSING: MCN — Stroud 34-46-1-346. UTSA — Soza 24-37-0-262.

RECEIVING: MCN — Briscoe 6-99; Spencer 6-62; Carey 4-50; Babin 4-21; Dixon 3-28; Wiltz 2-20; Edmonson 2-17; Long 2-13; Celestie 2-12; Jordan 1-12; Thomas 1-6; Murray 1-6. UTSA — Okotcha 3-37; Monroe 3-33; Jones 3-31; Mack 3-26; Freeman 2-40; Holmes 2-19; Shaw 2-11; Harrison 2-4; Armstrong 1-31; Grubb 1-18; Glasco II 1-6; Hubble 1-6.

INTERCEPTIONS: McNeese State — None. UTSA — Adams 1-0.

FUMBLES: McNeese State — Wiltz 1-1. UTSA — Harrison 1-0.



**GAME 11 — SATURDAY, NOV. 17
UTSA 34, IDAHO 27
MOSCOW, IDAHO (KIBBIE DOME)**

MOSCOW, Idaho — Eric Soza accounted for 321 yards and tied a school record with three rushing touchdowns and UTSA held off a late rally by Idaho by a score of 34-27 at the Kibbie Dome.

Soza was 23-of-36 for 232 yards through the air, but the junior signal caller hurt the Vandals by rushing for a season-high 89 yards and three scores on 11 carries to guarantee the Roadrunners a winning season in just their second year of existence.

UTSA built a 20-3 halftime lead by piling up 276 yards and holding Idaho to just 152, but the Vandals fought back to tie the game at 20 in the fourth quarter.

After a pair of Taylor Davis third-quarter touchdown passes to Mike Scott (10 yards) and Najee Lovett (12 yards) made it 20-17, Idaho used its second successful fake punt of the afternoon to set up a game-tying 22-yard field goal by Trey Farquhar.

The Roadrunners responded with a quick-strike scoring drive to reclaim the lead. Soza found Brandon Freeman for a 50-yard pass down to the Idaho 26 and Evans Okotcha then took a screen pass 21 yards down to the 1-yard line. Soza then snuck in on the next play for the go-ahead score.

UTSA's defense came up big on the next possession. After forcing the Vandals into a fourth down from their own 28, Nic Johnston blocked a punt to hand the ball to the offense at the 21. Three plays later, Soza raced untouched up the middle for nine yards to make it 34-20 with 7:05 left to play.

Idaho struck quickly two minutes later when Davis found Scott all alone in the end zone for a 34-yard TD to make it a one-score game.

The Vandals then forced a UTSA punt with two-and-a-half minutes remaining, but Justin Veltung muffed the return while trying to scoop up the bouncing ball and Kam Jones recovered at the Idaho 37. Three plays later, Soza hit CheRod Simpson on a middle screen pass for 12 yards to clinch the win.

Soza matched Okotcha's program record for rushing touchdowns and he also completed his 23 passes to 11 different receivers, including a team-leading four to Kenny Harrison.


UTSA got on the board first when Soza took the Roadrunners on a seven-play, 75-yard scoring drive on the opening possession that ended on a 9-yard Soza TD scramble.

Ferrington Macon then recovered a Ryan Bass fumble on the UTSA 38 to set up a 12-play march that chewed up 6:20 and resulted in a 27-yard Sean Ianno field goal.

Farquhar got the Vandals on the board with a 51-yard field goal with 1:16 left to play in the first quarter.

On the next possession, Soza had rushes of 26 and 15 to help take UTSA down to the Idaho 5-yard line. Two plays later, David Glasco II found paydirt from three yards out.

Triston Wade later picked off his fourth pass of the season and returned it 18 yards to help set up a 24-yard field goal by Ianno just before halftime.



**GAME 12 — SATURDAY, NOV. 24
UTSA 38, TEXAS STATE 31
SAN ANTONIO, TEXAS (ALAMODOME)**

SAN ANTONIO — Eric Soza passed for three touchdowns and ran for another and UTSA got past I-35 rival Texas State by a score of 38-31 in front of 39,032 fans at the Alamodome. It was the first meeting between the two schools separated by just 55 miles.

The season finale wrapped up the Roadrunners' first and only campaign in the Western Athletic Conference. UTSA went 4-6 last year as a Football Championship Division independent and it will move to Conference USA next season.

Soza completed 15-of-30 passes for 200 yards but threw two interceptions. He had thrown 256 consecutive passes without a pick, the longest active streak in the nation, before he was picked off by Jamie Clavell-Head in the third quarter. Soza also rushed nine times for a team-leading 97 yards.

UTSA outgained Texas State, 499-392, in total offense and finished with a school-record 299 rushing yards on 40 carries. Evans Okotcha added 93 rushing yards on just 11 carries, while David Glasco II ran for 68 on 14 totes.

Leading 24-14 at halftime, the Roadrunners appeared to be on the verge of breaking the game open when Soza scored on a 2-yard run three plays after Brandon Reeves recovered a fumble by Texas State quarterback Shaun Rutherford.

The Bobcats closed the gap to 31-17 on a 23-yard field goal by Will Johnson with 4:54 remaining in the quarter following Clavell-Head's interception.

Darryl Morris intercepted another Soza pass to set up Texas State's next score, a 6-yard run by Terrence Franks with 2:34 left in the third stanza.

The Roadrunners responded with a seven-play, 75-yard drive that ended with Soza's 34-yard TD pass to Jeremiah Moeller, who was left wide open on a seam route.

However, Texas State was not done.

Capitalizing on an interception of a Kam Jones pass in the end zone by Colby Targun, the Bobcats clawed back to within a touchdown with a 13-play, 80-yard march. Rutherford's 15-yard TD pass to Brandon Smith made it 38-31 with 1:40 left.

The Roadrunners recovered the ensuing outside kick and ran off critical time before having to punt, but Texas State was unable to tie things up.

UTSA got on the board first with Sean Ianno's 35-yard field goal and the lead grew to 10 when Kenny Harrison returned a punt 79 yards for a score with 8:41 remaining in the opening quarter.

The Bobcats pulled to within 10-7 on Rutherford's 57-yard pass to Isaiah Battle, but the Roadrunners responded with a Soza-to-Hubble 29-yard TD three minutes later.

Rutherford's 2-yard run with 2:46 left in the first half made it 17-14, but Soza found Kenny Bias from two yards out to give UTSA a 10-point cushion at intermission.

Attendance: 39,032	1	2	3	4	Final
Texas State (3-8, 1-4 WAC)	7	7	10	7	31
UTSA (8-4, 3-3 WAC)	17	7	7	7	38

Attendance: 9,030	1	2	3	4	Final
UTSA (7-4, 2-3 WAC)	10	10	0	14	34
Idaho (1-10, 1-4 WAC)	3	0	14	10	27

SCORING SUMMARY

1st 12:05	UTSA	Eric Soza 9-yd run (Sean Ianno kick)	7-75, 2:55
4:27	UTSA	Ianno 27-yd field goal	12-53, 6:20
1:17	IDAHO	Trey Farquhar 51-yd field goal	8-41, 3:10
2nd 7:05	UTSA	David Glasco II 3-yd run (Ianno kick)	9-84, 3:11
1:45	UTSA	Ianno 24-yd field goal	8-58, 2:16
3rd 7:24	IDAHO	Mike Scott 10-yd pass from Taylor Davis (Farquhar kick)	11-79, 5:06
2:50	IDAHO	Najee Lovett 12-yd pass from Davis (Farquhar kick)	6-65, 2:28
4th 12:27	IDAHO	Farquhar 22-yd field goal	10-84, 3:39
9:41	UTSA	Soza 1-yd run (Ianno kick)	5-74, 2:20
7:05	UTSA	Soza 9-yd run (Ianno kick)	4-21, 1:41
5:04	IDAHO	Scott 34-yd pass from Davis (Farquhar kick)	5-75, 2:01

	UTSA	IDAHO
FIRST DOWNS	21	22
RUSHES-YARDS (NET)	37-192	27-127
PASSING YDS (NET)	232	342
Passes Comp-Att-Int	23-36-0	25-40-1
TOTAL OFFENSE PLAYS-YARDS	73-424	67-469
Fumble Returns-Yards	0-0	0-0
Punt Returns-Yards	2-7	2-3
Kickoff Returns-Yards	5-78	0-0
Interception Returns-Yards	1-18	0-0
Punts (Number-Avg)	3-42.0	3-33.3
Fumbles-Lost	2-1	3-2
Penalties-Yards	5-50	12-100
Time of Possession	34:19	25:41
Third-Down Conversions	8-17	5-14
Fourth-Down Conversions	1-2	2-2
Red-Zone Scores-Chances	6-6	3-3
Sacks By: Number-Yards	0-0	1-2

RUSHING: UTSA — Soza 11-89; Glasco II 14-55; Jones 3-29; Okotcha 6-25; Team 3-minus 6. IDAHO — Baker 10-32; Davis 6-25; Handley 3-25; Bass 5-17; Parkins 1-16; Bushnell 1-8; Lovett 1-4.

PASSING: UTSA — Soza 23-36-0-232. IDAHO — Davis 18-29-1-223; Bushnell 6-10-0-55; Cowan 1-1-0-64.

RECEIVING: UTSA — Harrison 4-25; Okotcha 3-55; Armstrong 3-9; Freeman 2-56; Holmes 2-25; Hubble 2-22; Moeller 2-11; Hicks 2-6; Simpson 1-12; Mack 1-10; Monroe 1-1. IDAHO — Scott 10-116; Lovett 5-49; Runner 3-68; Handley 3-111; Level 2-19; Harris 1-64; Veltung 1-15.

INTERCEPTIONS: UTSA — Wade 1-18. IDAHO — None.

FUMBLES: UTSA — Glasco II 1-1; Harrison 1-0. IDAHO — Baker 1-0; Veltung 1-1; Bass 1-1.

SCORING SUMMARY

1st 11:00	UTSA	Sean Ianno 35-yd field goal	10-52, 4:00
8:41	UTSA	Kenny Harrison 79-yd punt return (Ianno kick)	—
6:24	TXST	Isaiah Battle 57-yd pass from Shaun Rutherford (Will Johnson kick)	6-85, 2:17
3:18	UTSA	Cole Hubble 29-yd pass from Eric Soza (Ianno kick)	6-84, 3:06
2nd 2:46	TXST	Rutherford 2-yd run (Johnson kick)	10-80, 5:22
0:29	UTSA	Kenny Bias 5-yd pass from Soza (Ianno kick)	13-75, 2:17
3rd 12:42	UTSA	Soza 2-yd run (Ianno kick)	4-30, 1:25
4:54	TXST	Johnson 23-yd field goal	6-26, 2:13
2:34	TXST	Terrence Franks 6-yd run (Johnson kick)	5-49, 1:44
4th 14:37	UTSA	Jeremiah Moeller 34-yd pass from Soza (Ianno kick)	7-75, 3:06
1:40	TXST	Brandon Smith 15-yd pass from Rutherford (Johnson kick)	13-80, 3:54

	TXST	UTSA
FIRST DOWNS	28	26
RUSHES-YARDS (NET)	32-68	40-299
PASSING YDS (NET)	324	200
Passes Comp-Att-Int	31-43-0	15-31-3
TOTAL OFFENSE PLAYS-YARDS	75-392	71-499
Fumble Returns-Yards	0-0	0-0
Punt Returns-Yards	0-0	2-81
Kickoff Returns-Yards	6-109	2-39
Interception Returns-Yards	3-17	0-0
Punts (Number-Avg)	2-49.0	1-35.0
Fumbles-Lost	2-2	0-0
Penalties-Yards	3-30	13-142
Time of Possession	30:13	29:47
Third-Down Conversions	5-13	8-13
Fourth-Down Conversions	1-2	0-0
Red-Zone Scores-Chances	4-6	3-5
Sacks By: Number-Yards	0-0	5-28

RUSHING: TXST — Rutherford 18-42; Curry 11-19; Battle 1-5; Franks 2-2. UTSA — Soza 9-97; Okotcha 11-93; Glasco II 14-68; Jones 3-27; Armstrong 1-6; Grubb, S 1-5; Vaughn 1-3.

PASSING: TXST — Rutherford 31-42-0-324; Team 0-1-0-0. UTSA — Soza 15-30-2-200; Jones 0-1-1-0.

RECEIVING: TXST — Battle 7-119; Miller 5-33; Smith 4-41; Erickson 3-32; Curry 3-18; Harper 3-15; Franks 2-29; Gaines 2-22; Milburn 1-11; Gay 1-4. UTSA — Moeller 3-47; Jones 3-39; Harrison 3-32; Hubble 2-34; Bias 2-10; Okotcha 1-21; Mack 1-17.

INTERCEPTIONS: TXST — Clavell-Head 1-10; Morris 1-7; Targun 1-0. UTSA — None.

FUMBLES: TXST — Gilmore 1-1; Rutherford 1-1. UTSA — None.



Final Standings

Team	Conference	Pct.	Overall	Pct.
Utah State	6-0	1.000	11-2	.846
San Jose State	5-1	.833	11-2	.846
Louisiana Tech	4-2	.667	9-3	.750
UTSA	3-3	.500	8-4	.667
Texas State	2-4	.333	4-8	.333
Idaho	1-5	.167	1-11	.083
New Mexico State	0-6	.000	1-11	.083

All-WAC Teams

Offensive Player of the Year — Colby Cameron, Sr., QB, Louisiana Tech
Defensive Player of the Year — Travis Johnson, Sr., DL, San Jose State
Freshman of the Year — Kenneth Dixon, RB, Louisiana Tech
Coach of the Year — Gary Andersen, Utah State

FIRST TEAM

Offense

WR—Quinton Patton, Louisiana Tech, 6-2, 195, Sr.
 WR—Austin Franklin, New Mexico State, 6-2, 180, So.
 WR—Noel Grigsby, San Jose State, 5-11, 175, Jr.
 TE—Ryan Otten, San Jose State, 6-5, 245, Jr.
 OL—Jordan Mills, Louisiana Tech, 6-6, 315, Sr.
 OL—Stephen Warner, Louisiana Tech, 6-0, 295, Jr.
 OL—Nicholas Kaspar, San Jose State, 6-4, 284, Jr.
 OL—David Quessenberry, San Jose State, 6-6, 291, Sr.
 OL—Tyler Larsen, Utah State, 6-4, 308, Jr.
 OL—Eric Schultz, Utah State, 6-4, 304, Jr.
 QB—Colby Cameron, Louisiana Tech, 6-2, 205, Sr.
 QB—Chuckie Keeton, Utah State, 6-2, 198, So.
 RB—Kenneth Dixon, Louisiana Tech, 6-0, 211, Fr.
 RB—Kerwynn Williams, Utah State, 5-9, 193, Sr.

Defense

DL—IK Enemkpali, Louisiana Tech, 6-2, 245, Jr.
 DL—Travis Johnson, San Jose State, 6-3, 244, Sr.
 DL—Travis Raciti, San Jose State, 6-5, 286, So.
 DL—Al Lapuaho, Utah State, 6-3, 289, Sr.
 LB—Vince Buhagiar, San Jose State, 6-4, 237, Jr.
 LB—Keith Smith, San Jose State, 6-1, 229, Jr.
 LB—Jake Doughty, Utah State, 6-0, 227, Jr.
 LB—Kyler Fackrell, Utah State, 6-5, 236, Fr.
 DB—Gary Walker, Idaho, 6-0, 203, Sr.
 DB—Dave Clark, Louisiana Tech, 6-2, 190, Sr.
 DB—Jeremy Harris, New Mexico State, 6-2, 185, Sr.
 DB—Bené Benwikere, San Jose State, 6-0, 192, Jr.
DB—Triston Wade, UTSA, 6-0, 170, So.
 DB—Will Davis, Utah State, 6-0, 192, Sr.

Specialists

PK—Trey Farquhar, Idaho, 6-1, 189, Sr.
 P—Ryan Allen, Louisiana Tech, 6-2, 215, Sr.
 ST—D.J. Banks, Louisiana Tech, 5-9, 185, Jr.

SECOND TEAM

Offense

WR—Myles White, Sr., Louisiana Tech
 WR—Chandler Jones, Jr., San Jose State
 WR—Matt Austin, Sr., Utah State
 TE—Chase Harper, Sr., Texas State

OL—Oscar Johnson, Sr., Louisiana Tech
 OL—Kevin Saia, Sr., Louisiana Tech
 OL—Davonte Wallace, Jr., New Mexico State.
OL—Scott Inskip, So., UTSA
 OL—Jamie Markosian, Jr., Utah State
 QB—David Fales, Jr., San Jose State
 RB—De'Leon Eskridge, Sr., San Jose State
 RB—Ray Holley, Sr., Louisiana Tech

Defense

DL—Anthony Larceval, Jr., San Jose State
 DL—David Tuitupou, Sr., San Jose State
DL—Franky Anaya, Sr., UTSA
 DL—Jordan Nielsen, Fr., Utah State
 LB—Trashaun Nixon, Jr., New Mexico State
LB—Steven Kurfehs, Jr., UTSA
LB—Brandon Reeves, Sr., UTSA
 LB—Joplo Bartu, Jr., Texas State
 LB—Zach Vigil, So., Utah State
 DB—Chad Boyd, Sr., Louisiana Tech
 DB—Davis Cazares, Jr., New Mexico State
 DB—Darryl Morris, Sr., Texas State
 DB—McKade Brady, Sr., Utah State
 DB—Nevin Lawson, Jr., Utah State

Specialists

PK—Austin Lopez, Fr., San Jose State
 P—Bobby Cowan, Sr., Idaho
 P—Cayle Chapman—Brown, Jr., NM State
 ST—Tyler Ervin, So., San Jose State

OTHERS RECEIVING VOTES

Offense

WR—Mike Scott, Sr., Idaho; Jabari Carr, So., San Jose State; **Kam Jones, So., UTSA**; Chuck Jacobs, Sr., Utah State; TE—**Cole Hubble, So., UTSA**; Kellen Bartlett, Sr., Utah State; OL—Mike Marboe, So., Idaho; Ryan Jones, Jr., San Jose State; **Cody Harris, So., UTSA**; Matt Freeman, Fr., Texas State; QB—None; RB—**Evans Okotcha, Jr., UTSA**; Marcus Curry, Sr., Texas State.

Defense

DL—Jesse Davis, So., Idaho; Maxx Forde, So., Idaho; Shakeil Lucas, Jr., Louisiana Tech; Blake McColloch, Jr., Texas State; Connor Williams, Jr., Utah State; LB—Homer Mauga, Sr., Idaho; Rob Siavii, Sr., Idaho; DB—Aaron Grymes, Sr., Idaho; Cullen Newsome, Sr., San Jose State; Craig Mager, So., Texas State; Jason McLean, Sr., Texas State.

Special Teams

PK—Matt Nelson, Sr., Louisiana Tech; P—None; ST—**Kenny Harrison, So., UTSA**; Andy Erickson, Jr., Texas State; Jafus Gaines, Fr., Texas State.

RECORD BOOK





TEAM SINGLE-SEASON RECORDS

OFFENSE

Points

1. _____ 374 _____ 2012
 2. _____ 266 _____ 2011

Total Touchdowns

1. _____ 47 _____ 2012
 2. _____ 33 _____ 2011

Two-Point Conversions

1. _____ 2 _____ 2011
 2. _____ 1 _____ 2012

First Downs

1. _____ 233 _____ 2012
 2. _____ 200 _____ 2011

Rushing Attempts

1. _____ 430 _____ 2012
 2. _____ 347 _____ 2011

Rushing Yards

1. _____ 1,911 _____ 2012
 2. _____ 1,448 _____ 2011

Rushing Yards Per Game

1. _____ 159.2 _____ 2012
 2. _____ 144.8 _____ 2011

Rushing Average

1. _____ 4.4 _____ 2012
 2. _____ 4.2 _____ 2011

Rushing Touchdowns

1. _____ 21 _____ 2012
 2. _____ 16 _____ 2011

Passing Completions

1. _____ 221 _____ 2012
 2. _____ 177 _____ 2011

Passing Attempts

1. _____ 368 _____ 2012
 2. _____ 313 _____ 2011

Passing Yards

1. _____ 2,772 _____ 2012
 2. _____ 2,197 _____ 2011

Passing Yards Per Game

1. _____ 231.0 _____ 2012
 2. _____ 219.7 _____ 2011

Passing Average

1. _____ 12.5 _____ 2012
 2. _____ 12.4 _____ 2011

Passing Touchdowns

1. _____ 23 _____ 2012
 2. _____ 15 _____ 2011

Passing Efficiency

1. _____ 140.15 _____ 2012
 2. _____ 125.6 _____ 2011

Total Plays

1. _____ 798 _____ 2012
 2. _____ 660 _____ 2011

Total Offense

1. _____ 4,683 _____ 2012
 2. _____ 3,645 _____ 2011

Total Offense Per Game

1. _____ 390.2 _____ 2012
 2. _____ 364.5 _____ 2011

Yards Per Play

1. _____ 5.9 _____ 2012
 2. _____ 5.5 _____ 2011

Third-Down Conversions

1. _____ 73 (of 163) _____ 2012
 2. _____ 52 (of 134) _____ 2011

Fourth-Down Conversions

1. _____ 9 (of 16) _____ 2011
 2. _____ 5 (of 13) _____ 2012

DEFENSE

Total Tackles

1. _____ 851 _____ 2012
 2. _____ 676 _____ 2011

Solo Tackles

1. _____ 417 _____ 2012
 2. _____ 340 _____ 2011

Assisted Tackles

1. _____ 434 _____ 2012
 2. _____ 336 _____ 2011

Tackles For Loss

1. _____ 60 (for 274) _____ 2011
 2. _____ 51 (for 236) _____ 2012

Sacks

1. _____ 26 (for 194) _____ 2011
 2. _____ 23 (for 150) _____ 2012

Quarterback Hurries

1. _____ 22 _____ 2012
 2. _____ 21 _____ 2011

Forced Fumbles

1. _____ 16 _____ 2012
 2. _____ 9 _____ 2011

Fumble Recoveries

1. _____ 16 _____ 2012
 2. _____ 11 _____ 2011

Interceptions

1. _____ 13 _____ 2012
 2. _____ 10 _____ 2011

Interception Yards

1. _____ 202 _____ 2011
 2. _____ 112 _____ 2012

Yards Per Interception

1. _____ 20.2 _____ 2011
 2. _____ 8.6 _____ 2012

Interception Touchdowns

1. _____ 2 _____ 2011
 2. _____ 1 _____ 2012

Passes Defended

1. _____ 36 _____ 2012
 2. _____ 34 _____ 2011

SPECIAL TEAMS

Extra Points

1. _____ 45 (of 45) _____ 2012
 2. _____ 31 (of 31) _____ 2011

Field Goals

1. _____ 15 (of 19) _____ 2012
 2. _____ 11 (of 18) _____ 2011

Kickoffs

1. _____ 74 _____ 2012
 2. _____ 51 _____ 2011

Touchbacks

1. _____ 19 _____ 2012
 2. _____ 5 _____ 2011

Kickoff Returns

1. _____ 45 _____ 2012
 2. _____ 38 _____ 2011

Kickoff Return Yards

1. _____ 890 _____ 2011
 2. _____ 810 _____ 2012

Kickoff Return Average

1. _____ 23.4 _____ 2011
 2. _____ 18.0 _____ 2012

Punts

1. _____ 52 _____ 2012
 2. _____ 47 _____ 2011

Punt Average

1. _____ 36.3 _____ 2011
 2. _____ 35.7 _____ 2012

Punt Returns

1. _____ 18 _____ 2012
 2. _____ 15 _____ 2011

Punt Return Yards

1. _____ 281 _____ 2012
 2. _____ 104 _____ 2011

Punt Return Average

1. _____ 15.6 _____ 2012
 2. _____ 6.9 _____ 2011

Blocked Kicks

1. _____ 6 _____ 2011
 2. _____ 5 _____ 2012

OTHER

Penalties

1. _____ 94 (for 913) _____ 2012
 2. _____ 63 (for 632) _____ 2011



OFFENSE

Points

- 1. _ 56 _ vs. Northwestern Okla. St. (9/22/12)
- 2. _ 54 _ vs. Bacone (9/24/11)

Total Touchdowns

- 1. _ 8 _ vs. Northwestern Okla. St. (9/22/12)
- 2. _ 7 _ vs. Minot State (11/19/11)

First Downs

- 1. _ 26 _ vs. Texas State (11/24/12)
- _ 26 _ at Georgia State (9/15/12)
- _ 26 _ vs. McMurry (9/10/11)

Rushing Attempts

- 1. _ 54 _ at Georgia State (9/15/12)
- 2. _ 46 _ vs. South Alabama (10/8/11)

Rushing Yards

- 1. _ 299 _ vs. Texas State (11/24/12)
- 2. _ 289 _ vs. Minot State (11/19/11)

Rushing Touchdowns

- 1. _ 6 _ vs. Northwestern Okla. St. (9/22/12)
- 2. _ 4 _ vs. Minot State (11/19/11)

Rushing Average

- 1. _ 7.5 _ vs. Texas State (11/24/12)
- 2. _ 7.4 _ vs. Minot State (11/19/11)

Passing Completions

- 1. _ 26 _ at Sam Houston State (10/1/11)
- 2. _ 24 _ vs. McNeese State (11/10/12)

Passing Attempts

- 1. _ 52 _ at Sam Houston State (10/1/11)
- 2. _ 41 _ at Louisiana Tech (11/3/12)

Passing Yards

- 1. _ 314 _ at Louisiana Tech (11/3/12)
- 2. _ 302 _ vs. San Jose State (10/20/12)

Passing Average

- 1. _ 12.4 _ vs. Northwestern Okla. St. (9/22/12)
- 2. _ 12.0 _ vs. South Alabama (10/8/11)

Passing Touchdowns

- 1. _ 4 _ at Louisiana Tech (11/3/12)
- 2. _ 3 _ 3x, last vs. Texas State (11/24/12)

Total Plays

- 1. _ 79 _ at Georgia State (9/15/12)
- 2. _ 74 _ at Louisiana Tech (11/3/12)

Total Offense

- 1. _ 499 _ vs. Texas State (11/24/12)
- 2. _ 487 _ vs. McMurry (9/10/11)

Plays Average

- 1. _ 8.1 _ vs. Northwestern Okla. St. (9/22/12)
- 2. _ 7.1 _ vs. Minot State (11/19/11)

Third-Down Conversions

- 1. _ 12 (of 19) _ vs. McNeese State (11/10/12)
- 2. _ 9 (of 12) _ vs. Minot State (11/19/11)

Fourth-Down Conversions

- 1. _ 3 (of 3) _ vs. South Alabama (10/8/11)
- _ 3 (of 4) _ at Sam Houston State (10/1/11)

Turnovers

- 1. _ 6 _ vs. San Jose State (10/20/12)
- 2. _ 5 _ at Sam Houston State (10/1/11)

DEFENSE

Total Tackles

- 1. _ 84 _ at Rice (10/13/12)
- 2. _ 82 _ 2x, last at La. Tech (11/3/12)

Solo Tackles

- 1. _ 52 _ at Rice (10/13/12)
- 2. _ 47 _ vs. Utah State (10/27/12)

Assisted Tackles

- 1. _ 52 _ vs. Texas A&M-Commerce (9/8/12)
- 2. _ 50 _ vs. Northwestern Okla. St. (9/22/12)

Tackles For Loss

- 1. _ 11 _ vs. Bacone (9/24/11)
- 2. _ 9 _ 3x, last vs. Texas State (11/24/12)

Sacks

- 1. _ 5 _ 5x, last vs. Texas State (11/24/12)

Quarterback Hurries

- 1. _ 5 _ 2x, last vs. Northwestern Okla. St. (9/22/12)

Forced Fumbles

- 1. _ 3 _ at Georgia State (9/15/12)
- 2. _ 2 _ 7x, last vs. Texas State (11/24/12)

Fumble Recoveries

- 1. _ 3 _ 2x, last vs. San Jose State (10/13/12)

Interceptions

- 1. _ 3 _ 3x, last at Georgia State (9/15/12)

Interception Yards

- 1. _ 101 _ vs. Minot State (11/19/11)
- 2. _ 86 _ vs. Bacone (9/24/11)

Interception Touchdowns

- 1. _ 1 _ 3x, last vs. Northwestern Okla. St. (9/22/12)

Passes Defended

- 1. _ 10 _ at New Mexico State (9/29/12)
- 2. _ 8 _ vs. Bacone (9/24/11)

SPECIAL TEAMS

Extra Points

- 1. _ 8 (of 8) _ vs. Northwestern Okla. St. (9/22/12)
- 2. _ 7 (of 7) _ vs. Minot State (11/19/11)

Field Goals

- 1. _ 4 (of 4) _ at South Alabama (9/1/12)
- _ 4 (of 4) _ vs. Bacone (9/24/11)

Kickoffs

- 1. _ 11 _ vs. Bacone (9/24/11)
- 2. _ 9 _ vs. Northwestern Okla. St. (9/22/12)

Touchbacks

- 1. _ 7 _ at Idaho (11/17/12)
- 2. _ 5 _ at South Alabama (9/1/12)

Kickoff Returns

- 1. _ 9 _ at Louisiana Tech (11/3/12)
- 2. _ 8 _ 2x, last vs. Utah State (10/27/12)

Kickoff Return Yards

- 1. _ 163 _ at UC Davis (10/15/11)
- 2. _ 159 _ at Southern Utah (9/17/11)

Punts

- 1. _ 9 _ vs. Utah State (10/27/12)
- 2. _ 7 _ at Sam Houston State (10/1/11)

Punt Returns

- 1. _ 6 _ vs. Northwestern Okla. St. (9/22/12)
- 2. _ 5 _ vs. Bacone (9/24/11)

Punt Return Yards

- 1. _ 132 _ vs. Northwestern Okla. St. (9/22/12)
- 2. _ 81 _ vs. Texas State (11/24/12)

Blocked Kicks

- 1. _ 1 _ 11x, last at Idaho (11/17/12)

OTHER

Penalties

- 1. _ 15 (for 142) _ vs. NW Okla. State (9/22/12)
- 2. _ 14 (for 142) _ at Louisiana Tech (11/3/12)



INDIVIDUAL SINGLE-SEASON RECORDS

OFFENSE

Points

1. Evans Okotcha	66	2012
2. Sean Ianno	64	2011
3. Sean Ianno	51	2012
4. Kristian Stern	39	2012
5. David Glasco II	38	2012

Total Touchdowns

1. Evans Okotcha	11 (8/3)	2012
2. David Glasco II	6 (5/1)	2012
Eric Soza	6 (6/0)	2012
4. David Glasco II	5 (5/0)	2011
Evans Okotcha	5 (4/1)	2011

Rushing Attempts

1. David Glasco II	111	2012
2. Evans Okotcha	106	2012
3. Eric Soza	95	2011
4. Eric Soza	67	2012
5. Evans Okotcha	50	2011

Rushing Yards

1. David Glasco II	537	2012
2. Evans Okotcha	450	2012
3. Eric Soza	364	2012
4. Evans Okotcha	326	2011
5. Eric Soza	285	2011

Rushing Average

1. Brandon Armstrong	6.8	2011
2. Evans Okotcha	6.5	2011
3. Kam Jones	6.2	2012
4. Kam Jones	5.8	2012
5. Eric Soza	5.4	2012



Eric Soza holds eight UTSA single-season passing records.

Rushing Yards Per Game

1. David Glasco II	44.8	2012
2. Evans Okotcha	37.5	2012
3. Eric Soza	36.4	2012
4. Evans Okotcha	32.6	2011
5. Eric Soza	28.5	2011

Rushing Touchdowns

1. Evans Okotcha	8	2012
2. Eric Soza	6	2012
3. David Glasco II	5	2011
4. Evans Okotcha	4	2011
5. Eric Soza	3	2011

Passing Completions

1. Eric Soza	172	2011
2. Eric Soza	166	2012
3. Ryan Polite	46	2012

Passing Attempts

1. Eric Soza	307	2011
2. Eric Soza	282	2012
3. Ryan Polite	75	2012

Passing Yards

1. Eric Soza	2,148	2011
2. Eric Soza	2,085	2012
3. Ryan Polite	604	2012

Passing Yards Per Game

1. Eric Soza	214.8	2011
2. Eric Soza	208.5	2012
3. Ryan Polite	120.8	2012

Passing Touchdowns

1. Eric Soza	20	2012
2. Eric Soza	14	2011
3. Ryan Polite	3	2012

Passing Efficiency

1. Eric Soza	142.3	2012
2. Ryan Polite	134.2	2012
3. Eric Soza	124.0	2011

Total Offense

1. Eric Soza	2,449	2012
2. Eric Soza	2,433	2011
3. Ryan Polite	711	2012

Total Offense Per Game

1. Eric Soza	244.9	2012
2. Eric Soza	243.3	2011
3. Ryan Polite	142.2	2012

Receptions

1. Kam Jones	39	2011
2. Brandon Freeman	30	2011
3. Kenny Harrison	28	2011
4. Evans Okotcha	24	2012

5. Kam Jones	23	2012
--------------	----	------

Receiving Yards

1. Kam Jones	578	2011
2. Brandon Freeman	419	2011
3. Evans Okotcha	349	2012
4. Kam Jones	323	2012
5. Cole Hubble	308	2012

Receiving Average

1. Brandon Freeman	21.8	2012
2. Cole Hubble	20.5	2012
3. Kenny Bias	18.2	2012
4. David Morgan	16.5	2011
5. Kam Jones	14.8	2011
Evans Okotcha	14.8	2011

Receiving Yards Per Game

1. Kam Jones	57.8	2011
2. Brandon Freeman	41.9	2011
3. Evans Okotcha	29.1	2012
4. Kam Jones	26.9	2012
5. Kenny Bias	26.2	2012

Receiving Touchdowns

1. Cole Hlcks	4	2012
Cole Hubble	4	2012
Brandon Freeman	4	2011
4. Evans Okotcha	3	2012

DEFENSE

Total Tackles

1. Brandon Reeves	95	2012
2. Triston Wade	74	2012
3. Nic Johnston	73	2012
4. Steven Kurfehs	71	2012
5. Brandon Reeves	69	2011

Solo Tackles

1. Nic Johnston	45	2012
Triston Wade	45	2012
3. Steven Kurfehs	41	2012
4. Mark Waters	36	2011
5. Blake Terry	34	2012

Assisted Tackles

1. Brandon Reeves	62	2012
2. Brandon Reeves	42	2011
3. Mark Waters	32	2011
4. Steven Kurfehs	30	2012
Blake Terry	30	2012

Tackles For Loss

1. Marlon Smith	10.0	2011
2. Nic Johnston	9.0	2011
3. Brandon Reeves	8.5	2011
4. Franky Anaya	6.0	2012
5. Steven Kurfehs	5.5	2012



Sacks

1. Marlon Smith _____ 8.0 _____ 2011
2. Brandon Reeves _____ 6.0 _____ 2011
3. Steven Kurfehs _____ 4.5 _____ 2012
4. Will Ritter _____ 3.5 _____ 2012
5. Jarron Harris _____ 3.0 _____ 2012

Quarterback Hurries

1. Jason Neill _____ 7 _____ 2012
2. Marlon Smith _____ 5 _____ 2011
3. Cody Rogers _____ 4 _____ 2012
- Ashaad Mabry _____ 4 _____ 2011

Forced Fumbles

1. Nic Johnston _____ 4 _____ 2012
- Triston Wade _____ 4 _____ 2012
3. Triston Wade _____ 3 _____ 2011
4. Cody Berry _____ 2 _____ 2012
- Nic Johnston _____ 2 _____ 2011

Fumble Recoveries

1. Nic Johnston _____ 3 _____ 2011
2. Brandon Reeves _____ 2 _____ 2012
- Triston Wade _____ 2 _____ 2012
- Triston Wade _____ 2 _____ 2011

Interceptions

1. Erik Brown _____ 4 _____ 2012
- Triston Wade _____ 4 _____ 2012
3. Crosby Adams _____ 2 _____ 2012
- Nic Johnston _____ 2 _____ 2011
- Steven Kurfehs _____ 2 _____ 2011
- Darrien Starling _____ 2 _____ 2011
- Triston Wade _____ 2 _____ 2011



Nic Johnston set the school's single-season forced fumbles mark with four during the 2012 campaign.

Interception Return Yards

1. Jason Neill _____ 67 _____ 2011
2. Triston Wade _____ 56 _____ 2012
3. Triston Wade _____ 52 _____ 2011
4. Steven Kurfehs _____ 45 _____ 2011
5. Brian King _____ 30 _____ 2012

Interception Return Touchdowns

1. Triston Wade _____ 1 _____ 2012
- Steven Kurfehs _____ 1 _____ 2011
- Jason Neill _____ 1 _____ 2011

Passes Defended

1. Erik Brown _____ 16 _____ 2012
2. Triston Wade _____ 11 _____ 2012
3. Marlon Smith _____ 7 _____ 2011
4. Darrien Starling _____ 6 _____ 2011
5. Nic Johnston _____ 5 _____ 2012

SPECIAL TEAMS

Extra Points

1. Sean Ianno _____ 31 (of 31) _____ 2011
2. Kristian Stern _____ 24 (of 24) _____ 2012
3. Sean Ianno _____ 21 (of 21) _____ 2012

Field Goals

1. Sean Ianno _____ 11 (of 18) _____ 2011
2. Sean Ianno _____ 10 (of 13) _____ 2012
3. Kristian Stern _____ 5 (of 6) _____ 2012

Kickoffs

1. Sean Ianno _____ 42 _____ 2011
2. Josh Ward _____ 29 _____ 2012
3. Sean Ianno _____ 22 _____ 2012

Touchbacks

1. Josh Ward _____ 8 _____ 2012
2. Sean Ianno _____ 7 _____ 2012
3. Sean Ianno _____ 5 _____ 2011

Kickoff Returns

1. Kenny Harrison _____ 19 _____ 2011
2. Kenny Harrison _____ 14 _____ 2012
3. Brandon Armstrong _____ 10 _____ 2012
4. Kam Jones _____ 7 _____ 2011
5. Charles Wort _____ 5 _____ 2012

Kickoff Return Yards

1. Kenny Harrison _____ 510 _____ 2011
2. Kenny Harrison _____ 326 _____ 2012
3. Kam Jones _____ 171 _____ 2011
4. Brandon Armstrong _____ 164 _____ 2012
5. Brandon Armstrong _____ 79 _____ 2011



Kenny Harrison broke three single-season punt return records in 2012.

Kickoff Return Average

1. Kenny Harrison _____ 26.8 _____ 2011
2. Kam Jones _____ 24.4 _____ 2011
3. Kenny Harrison _____ 23.3 _____ 2012
4. Brandon Armstrong _____ 19.8 _____ 2011

Punts

1. Josh Ward _____ 30 _____ 2011
2. Josh Ward _____ 28 _____ 2012
3. Kristian Stern _____ 23 _____ 2012
4. Kristian Stern _____ 16 _____ 2011

Punt Average

1. Kristian Stern _____ 40.9 _____ 2011
2. Kristian Stern _____ 39.7 _____ 2012
3. Josh Ward _____ 35.1 _____ 2011
4. Josh Ward _____ 33.7 _____ 2012

Punt Returns

1. Kenny Harrison _____ 12 _____ 2012
2. Erik Brown _____ 11 _____ 2011
3. Aaron Grubb _____ 4 _____ 2012

Punt Return Yards

1. Kenny Harrison _____ 208 _____ 2012
2. Erik Brown _____ 75 _____ 2011
3. Aaron Grubb _____ 57 _____ 2012

Punt Return Average

1. Kenny Harrison _____ 17.3 _____ 2012
2. Aaron Grubb _____ 14.2 _____ 2012
3. Erik Brown _____ 6.8 _____ 2011

Blocked Kicks

1. Charles Wort _____ 2 _____ 2012
2. Nine players with _____ 1 _____



INDIVIDUAL SINGLE-GAME RECORDS

OFFENSE

Points

- 1. Eric Soza _____ 18 (at UI, 11/17/12)
- Evans Okotcha _____ 18 (at GSU, 9/15/12)
- Sean Ianno _____ 18 (vs. BC, 9/24/11)

Total Touchdowns

- 1. Eric Soza _____ 3 (at UI, 11/17/12)
- Evans Okotcha _____ 3 (at GSU, 9/15/12)

Rushing Attempts

- 1. Evans Okotcha _____ 20 (at GSU, 9/15/12)
- 2. Eric Soza _____ 15 (vs. USA, 10/8/11)

Rushing Yards

- 1. Evans Okotcha _____ 106 (vs. BC, 9/24/11)
- 2. Brandon Armstrong _____ 105 (vs. MSU, 11/19/11)

Longest Rush

- 1. Evans Okotcha _____ 77t (vs. MSU, 11/19/11)
- 2. David Glasco II _____ 51 (vs. NWOSU, 9/22/12)

Rushing Touchdowns

- 1. Eric Soza _____ 3 (at UI, 11/17/12)
- Evans Okotcha _____ 3 (at GSU, 9/15/12)

Passing Completions

- 1. Eric Soza _____ 26 (at SHSU, 10/1/11)
- 2. Eric Soza _____ 24 (vs. MCN, 11/10/12)

Passing Attempts

- 1. Eric Soza _____ 52 (at SHSU, 10/1/11)
- 2. Eric Soza _____ 41 (at LTU, 11/3/12)

Passing Yards

- 1. Eric Soza _____ 314 (at LTU, 11/3/12)
- 2. Ryan Polite _____ 302 (vs. SJSU, 10/20/12)

Longest Passing Completion

- 1. Soza to Bias _____ 82t (at NMSU, 9/29/12)
- 2. Polite to Okotcha _____ 69t (vs. SJSU, 10/20/12)

Passing Touchdowns

- 1. Eric Soza _____ 4 (at LTU, 11/3/12)
- 2. Eric Soza _____ 3 (3x, last vs. TXST, 11/24/12)

Total Offense

- 1. Ryan Polite _____ 346 (vs. SJSU, 10/20/12)
- 2. Eric Soza _____ 339 (vs. NSU, 9/3/11)

Receptions

- 1. Kam Jones _____ 8 (at MCN, 11/12/11)
- 2. Kam Jones _____ 7 (at SHSU, 10/8/11)

Receiving Yards

- 1. Kam Jones _____ 120 (at MCN, 11/12/11)
- 2. Brandon Freeman _____ 108 (at UCD, 10/15/11)

Longest Reception

- 1. Kenny Bias _____ 82t (at NMSU, 9/29/12)
- 2. Evans Okotcha _____ 69t (vs. SJSU, 10/20/11)

Receiving Touchdowns

- 1. Cole Hubble _____ 2 (at LTU, 11/3/12)

DEFENSE

Total Tackles

- 1. Cody Rogers _____ 16 (at MCN, 11/12/11)
- 2. Brandon Reeves _____ 13 (vs. MCN, 11/10/12)
- Steven Kurfehs _____ 13 (2x, last at SHSU, 10/1/11)

Solo Tackles

- 1. Triston Wade _____ 10 (vs. USU, 10/27/12)
- 2. Steven Kurfehs _____ 9 (2x, last vs. USA, 10/8/11)

Assisted Tackles

- 1. Brandon Reeves _____ 9 (2x, last vs. MCN, 11/10/12)
- Blake Terry _____ 9 (vs. TAMUC, 9/8/12)
- Cody Rogers _____ 9 (at MCN, 11/12/11)

Tackles For Loss

- 1. Marlon Smith _____ 4 (vs. MCM, 9/10/11)
- 2. Nic Johnston _____ 2.5 (vs. GSU, 10/29/11)
- Marlon Smith _____ 2.5 (at UCD, 10/15/11)

Sacks

- 1. Marlon Smith _____ 4 (vs. MCM, 9/10/11)
- 2. Marlon Smith _____ 2 (at UCD, 10/15/11)

Quarterback Hurries

- 1. Jason Neill _____ 4 (vs. NWOSU, 9/22/12)
- 2. Three players _____ 2
- _____ (last, Jason Neill vs. TAMUC, 9/8/12)

Forced Fumbles

- 1. 14 players _____ 1
- _____ (last, Cody Berry vs. TXST, 11/24/12)

Fumble Recoveries

- 1. Nic Johnston _____ 2 (vs. BC, 9/24/11)

Longest Fumble Return

- 1. Steven Kurfehs _____ 50t (vs. SJSU, 10/20/12)

Interceptions

- 1. 11 players _____ 1 (last at UI, 11/17/12)

Longest Interception Return

- 1. Jason Neill _____ 67t (vs. MSU, 11/19/11)
- 2. Steven Kurfehs _____ 45t (vs. BC, 9/24/11)

Passes Defended

- 1. Erik Brown _____ 3 (2x, last at RU, 10/13/12)
- Nic Johnston _____ 3 (at NMSU, 9/29/12)
- Marlon Smith _____ 3 (vs. MCM, 9/10/11)

SPECIAL TEAMS

Extra Points

- 1. Kristian Stern _____ 7 (vs. NWOSU, 9/22/12)
- Sean Ianno _____ 7 (vs. MSU, 11/19/11)

Field Goals

- 1. Sean Ianno _____ 4 (of 4, at USA, 9/1/12)
- Sean Ianno _____ 4 (of 4, vs. BC, 9/24/11)

Longest Field Goal

- 1. Sean Ianno _____ 51 (at USA, 9/1/12)
- 2. Sean Ianno _____ 48 (vs. USA, 10/8/11)

Kickoffs

- 1. Sean Ianno _____ 10 (vs. BC, 9/24/11)
- 2. Two players _____ 8 (last vs. NWOSU, 9/22/12)

Touchbacks

- 1. Josh Ward _____ 7 (at UI, 11/17/12)
- 2. Sean Ianno _____ 5 (at USA, 9/1/12)

Kickoff Returns

- 1. Kenny Harrison _____ 6 (vs. SJSU, 10/20/12)
- 2. Brian Armstrong _____ 5 (at LTU, 11/3/12)

Kickoff Return Yards

- 1. Kenny Harrison _____ 111 (at GSU, 9/15/12)
- Kenny Harrison _____ 111 (at UCD, 10/15/11)

Longest Kickoff Return

- 1. Kenny Harrison _____ 84 (at GSU, 9/15/12)
- 2. Kenny Harrison _____ 41 (vs. BC, 9/24/11)

Punts

- 1. Kristian Stern _____ 7 (vs. USU, 10/27/12)
- Josh Ward _____ 7 (at SHSU, 10/1/11)

Longest Punt

- 1. Josh Ward _____ 55 (vs. TAMUC, 9/8/12)
- Kristian Stern _____ 55 (at UCD, 10/15/11)

Punt Returns

- 1. Erik Brown _____ 4 (vs. BC, 9/24/11)
- 2. Kenny Harrison _____ 3 (vs. NWOSU, 9/22/12)

Punt Return Yards

- 1. Kenny Harrison _____ 81 (vs. TXST, 11/24/12)
- 2. Kenny Harrison _____ 67 (vs. NWOSU, 9/22/12)

Longest Punt Return

- 1. Kenny Harrison _____ 79 (vs. TXST, 11/24/12)
- 2. Aaron Grubb _____ 54 (vs. NWOSU, 9/22/12)
- Kenny Harrison _____ 54 (vs. NWOSU, 9/22/12)

All-Purpose Yards

- 1. Kenny Harrison _____ 143 (at UCD, 10/15/11)
- 2. Kenny Harrison _____ 136 (at MCN, 11/12/11)
- Kam Jones _____ 136 (at MCN, 11/12/11)

Blocked Kicks

- 1. 10 players _____ 1 (last at UI, 11/17/12)



OFFENSE

Points

1. 115 _____ Sean Ianno _____ 2011-12
2. 96 _____ Evans Okotcha _____ 2011-12
3. 68 _____ David Glasco II _____ 2011-12

Total Touchdowns

1. 16 _____ Evans Okotcha _____ 2011-12
2. 11 _____ David Glasco II _____ 2011-12
3. 9 _____ Eric Soza _____ 2011-12

Rushing Attempts

1. 162 _____ Eric Soza _____ 2011-12
2. 156 _____ Evans Okotcha _____ 2011-12
3. 155 _____ David Glasco II _____ 2011-12

Rushing Yards

1. 776 _____ Evans Okotcha _____ 2011-12
2. 686 _____ David Glasco II _____ 2011-12
3. 649 _____ Eric Soza _____ 2011-12

Rushing Average

1. 6.02 _____ Kam Jones _____ 2011-12
2. 5.15 _____ Brandon Armstrong _____ 2011-12
3. 4.97 _____ Evans Okotcha _____ 2011-12

Rushing Touchdowns

1. 12 _____ Evans Okotcha _____ 2011-12
2. 10 _____ David Glasco II _____ 2011-12
3. 9 _____ Eric Soza _____ 2011-12

Passing Completions

1. 338 _____ Eric Soza _____ 2011-12
2. 46 _____ Ryan Polite _____ 2012

Passing Attempts

1. 589 _____ Eric Soza _____ 2011-12
2. 75 _____ Ryan Polite _____ 2012

Passing Yards

1. 4,233 _____ Eric Soza _____ 2011-12
2. 604 _____ Ryan Polite _____ 2012

Passing Yards Per Game

1. 211.6 _____ Eric Soza _____ 2011-12
2. 120.8 _____ Ryan Polite _____ 2012

Passing Touchdowns

1. 34 _____ Eric Soza _____ 2011-12
2. 3 _____ Ryan Polite _____ 2012

Passing Efficiency

1. 132.7 _____ Eric Soza _____ 2011-12

Total Offense

1. 4,882 _____ Eric Soza _____ 2011-12
2. 776 _____ Evans Okotcha _____ 2011-12
3. 711 _____ Ryan Polite _____ 2012

Total Offense Per Game

1. 244.1 _____ Eric Soza _____ 2011-12
2. 142.2 _____ Ryan Polite _____ 2012

Receptions

1. 62 _____ Kam Jones _____ 2011-12
2. 47 _____ Kenny Harrison _____ 2011-12
3. 39 _____ Brandon Freeman _____ 2011-12

Receiving Yards

1. 901 _____ Kam Jones _____ 2011-12
2. 615 _____ Brandon Freeman _____ 2011-12
3. 497 _____ Evans Okotcha _____ 2011-12

Receiving Average

1. 20.3 _____ Cole Hubble _____ 2011-12
2. 18.2 _____ Kenny Bias _____ 2012
3. 17.6 _____ Jake Wanamaker _____ 2011

Receiving Touchdowns

1. 4 _____ Brandon Freeman _____ 2011-12
- 4 _____ Cole Hicks _____ 2011-12
- 4 _____ Cole Hubble _____ 2011-12
- 4 _____ Evans Okotcha _____ 2011-12
5. 3 _____ Kenny Harrison _____ 2011-12
- 3 _____ Kam Jones _____ 2011-12

DEFENSE

Total Tackles

1. 164 _____ Brandon Reeves _____ 2011-12
2. 132 _____ Nic Johnston _____ 2011-12
- 132 _____ Steven Kurfehs _____ 2011-12

Solo Tackles

1. 75 _____ Nic Johnston _____ 2011-12
2. 73 _____ Steven Kurfehs _____ 2011-12
3. 68 _____ Triston Wade _____ 2011-12

Assisted Tackles

1. 104 _____ Brandon Reeves _____ 2011-12
2. 59 _____ Steven Kurfehs _____ 2011-12
3. 57 _____ Nic Johnston _____ 2011-12

Tackles For Loss

1. 14.0 _____ Nic Johnston _____ 2011-12
2. 11.5 _____ Brandon Reeves _____ 2011-12
3. 10.0 _____ Marlon Smith _____ 2011

Sacks

1. 8.0 _____ Marlon Smith _____ 2011
2. 7.5 _____ Brandon Reeves _____ 2011-12
3. 5.5 _____ Steven Kurfehs _____ 2011-12

Quarterback Hurries

1. 9 _____ Jason Neill _____ 2011-12
2. 6 _____ Steven Kurfehs _____ 2011-12
- 6 _____ Ashaad Mabry _____ 2011-12

Forced Fumbles

1. 7 _____ Triston Wade _____ 2011-12
2. 6 _____ Nic Johnston _____ 2011-12
3. 2 _____ Cody Berry _____ 2012
- 2 _____ Brandon Reeves _____ 2011-12

Fumble Recoveries

1. 4 _____ Triston Wade _____ 2011-12
2. 3 _____ Nic Johnston _____ 2011-12
- 3 _____ Brandon Reeves _____ 2011-12

Fumble Return Touchdowns

1. 1 _____ Steven Kurfehs _____ 2011-12

Interceptions

1. 6 _____ Triston Wade _____ 2011-12
2. 4 _____ Erik Brown _____ 2011-12
3. 3 _____ Nic Johnston _____ 2011-12

Interception Return Yards

1. 108 _____ Triston Wade _____ 2011-12
2. 67 _____ Jason Neill _____ 2011-12

3. 45 _____ Steven Kurfehs _____ 2011-12

Interception Return Touchdowns

1. 1 _____ Steven Kurfehs _____ 2011-12
- 1 _____ Jason Neill _____ 2011-12
- 1 _____ Triston Wade _____ 2011-12

Passes Defended

1. 18 _____ Erik Brown _____ 2011-12
2. 14 _____ Triston Wade _____ 2011-12
3. 8 _____ Nic Johnston _____ 2011-12
- 8 _____ Darrien Starling _____ 2011-12

SPECIAL TEAMS

Extra Points

1. 52 _____ Sean Ianno _____ 2011-12
2. 24 _____ Kristian Stern _____ 2011-12

Field Goals

1. 21 _____ Sean Ianno _____ 2011-12
2. 5 _____ Kristian Stern _____ 2011-12

Kickoffs

1. 64 _____ Sean Ianno _____ 2011-12
2. 38 _____ Josh Ward _____ 2011-12
3. 14 _____ Kristian Stern _____ 2011-12

Touchbacks

1. 12 _____ Sean Ianno _____ 2011-12
2. 8 _____ Josh Ward _____ 2011-12

Kickoff Returns

1. 33 _____ Kenny Harrison _____ 2011-12
2. 14 _____ Brandon Armstrong _____ 2011-12
3. 10 _____ Kam Jones _____ 2011-12

Kickoff Return Yards

1. 836 _____ Kenny Harrison _____ 2011-12
2. 243 _____ Brandon Armstrong _____ 2011-12
3. 230 _____ Kam Jones _____ 2011-12

Kickoff Return Average

1. 25.3 _____ Kenny Harrison _____ 2011-12
2. 23.0 _____ Kam Jones _____ 2011-12
3. 18.0 _____ Charles Wort _____ 2012

Punts

1. 58 _____ Josh Ward _____ 2011-12
2. 39 _____ Kristian Stern _____ 2011-12

Punt Average

1. 40.2 _____ Kristian Stern _____ 2011-12
2. 34.4 _____ Josh Ward _____ 2011-12

Punt Returns

1. 12 _____ Kenny Harrison _____ 2011-12
2. 11 _____ Erik Brown _____ 2011-12
3. 4 _____ Aaron Grubb _____ 2011-12

Punt Return Yards

1. 208 _____ Kenny Harrison _____ 2011-12
2. 75 _____ Erik Brown _____ 2011-12
3. 57 _____ Aaron Grubb _____ 2011-12

Punt Return Average

1. 17.3 _____ Kenny Harrison _____ 2011-12
2. 6.8 _____ Erik Brown _____ 2011-12

Blocked Kicks

1. 2 _____ Charles Wort _____ 2012
2. 1 _____ Nine players _____



OPPONENT SINGLE-GAME RECORDS

OFFENSE

Points

T: 52 _____ San Jose State (10/20/12)
I: 18 _____ Kenneth Dixon, LTU (11/3/12)

Total Touchdowns

T: 7 _____ San Jose State (10/20/12)
I: 3 _____ Kenneth Dixon, LTU (11/3/12)

First Downs

T: 33 _____ Louisiana Tech (11/3/12)

Rushing Attempts

T: 58 _____ Rice (10/13/12)
I: 27 _____ Tim Flanders, SHSU (10/1/11)

Rushing Yards

T: 301 _____ Rice (10/13/12)
I: 158 _____ Andre Anderson, MCN (11/12/11)

Longest Rush

I: 68 _____ Kerwynn Williams, USU (10/27/12)

Rushing Touchdowns

T: 4 _____ South Alabama (10/8/11)
I: 3 _____ Kenneth Dixon, LTU (11/3/12)

Passing Completions

T: 34 _____ McNeese State (11/10/12)
I: 34 _____ Cody Stroud, MCN (11/10/12)

Passing Attempts

T: 46 _____ McNeese State (11/10/12)
I: 46 _____ Cody Stroud, MCN (11/10/12)

Passing Yards

T: 394 _____ Utah State (10/27/12)
I: 372 _____ Jake Mullin, MCM (9/10/11)

Longest Passing Completion

I: 84t _____ McLane to Wilson, GSU (9/15/12)

Passing Touchdowns

T: 4 _____ Louisiana Tech (11/3/12)
I: 3 _____ 5x, last Colby Cameron, LTU (11/3/12)

Total Plays

T: 81 _____ Rice (10/13/12)

Total Offense

T: 537 _____ Louisiana Tech (11/3/12)
I: 375 _____ Colby Cameron, LTU (11/3/11)

Receptions

I: 10 _____ 2x, last Mike Scott, UI (11/17/12)

Receiving Yards

I: 152 _____ Quinton Patton, LTU (11/3/12)

Longest Reception

I: 84t _____ Albert Wilson, GSU (9/15/12)

Receiving Touchdowns

I: 2 _____ 3x, last Mike Scott, UI (11/17/12)

Third-Down Conversions

T: 10 (of 17) _____ Utah State (10/27/12)

Fourth-Down Conversions

T: 3 (of 3) _____ McMurry (9/10/11)

Turnovers

T: 5 _____ Bacone (9/24/11)

DEFENSE

Total Tackles

I: 13 _____ Joel Wren, TAMUC (9/8/12)

Tackles For Loss

T: 8 _____ 3x, last Louisiana Tech (11/3/12)
I: 3 _____ 2x, last Jake Johnson, USA (10/8/11)

Sacks

T: 3 _____ Bacone (9/24/11)
I: 2 _____ Jake Muasau, GSU (10/29/11)

Quarterback Hurries

I: 2 _____ 6x, last Al Lapuaho, USU (10/27/12)

Forced Fumbles

T: 4 _____ San Jose State (10/20/20)
I: 2 _____ Clifton Crews, USA (10/8/11)

Fumble Recoveries

T: 5 _____ San Jose State (10/20/12)
I: 2 _____ Bene Benwikere, SJSU (10/20/12)

Interceptions

T: 3 _____ Texas State (11/24/12)
_____ Sam Houston State (10/1/11)
I: 2 _____ Kenneth Jenkins, SHSU (10/1/11)

Longest Interception Return

I: 33t _____ Dion Turner, SUU (9/17/11)

Interception Touchdowns

T: 1 _____ Southern Utah (9/17/11)
I: 1 _____ Dion Turner, SUU (9/17/11)

Passes Defended

T: 7 _____ 3x, last Georgia State (10/29/11)
I: 4 _____ Gene Hudson, MCM (9/10/11)

Safeties

T: 1 _____ Sam Houston State (10/1/11)

SPECIAL TEAMS

Extra Points

T: 7 (of 7) _____ San Jose State (10/20/12)
I: 7 (of 7) _____ Austin Lopez, SJSU (10/20/12)

Field Goals

T: 2 _____ 3x, last Idaho (11/17/12)
I: 2 _____ 4x, last Will Johnson, TXST (11/24/12)

Longest Field Goal

I: 51 _____ Trey Farquhar, UI (11/17/12)

Kickoffs

T: 9 _____ 3x, last Louisiana Tech (11/3/12)
I: 9 _____ 2x, last Matt Nelson, LTU (11/3/12)

Touchbacks

T: 6 _____ Rice (10/13/12)
I: 6 _____ Chris Boswell, Rice (10/13/12)

Kickoff Returns

T: 8 _____ 3x, last Northwestern Okla. St. (9/22/12)
I: 7 _____ Stanley Johnson, BC (9/24/11)

Kickoff Return Yards

T: 155 _____ San Jose State (10/20/12)
I: 155 _____ Tyler Ervin, SJSU (10/20/12)

Longest Kickoff Return

I: 92t _____ Tyler Ervin, SJSU (10/20/12)

Punts

T: 10 _____ 2x, last Northwestern Okla. St. (9/22/12)
I: 9 _____ 2x, last Kyle Jech, NWOSU (9/22/12)

Longest Punt

I: 65 _____ Ryan Allen, LTU (11/3/12)

Punt Returns

T: 6 _____ Sam Houston State (10/1/11)
I: 5 _____ Brandon Closner, SHSU (10/1/11)

Punt Return Yards

T: 102 _____ Southern Utah (9/17/11)
I: 103 _____ Brady Measom, SUU (9/17/11)

Longest Punt Return

I: 62 _____ Brady Measom, SUU (9/17/11)

Blocked Kicks

T: 2 _____ McMurry (9/10/11)
I: 1 _____ 4x, last Devonte Glover-Wright, USU (10/27/12)

OTHER

Penalties

T: 15 (for 157) _____ Louisiana Tech (11/3/12)



YEAR-BY-YEAR RESULTS

ALL-TIME SERIES RESULTS



Larry Coker

2011-present (2 Years)
Overall: 12-10 (.545)
Conference: 3-3 (.500)

2011 — 4-6 (FCS Independent)

9/3	Northeastern State	W, 31-3
9/10	McMurry	L, 21-24
9/17	at Southern Utah	L, 22-45
9/24	Bacone	W, 54-7
10/1	at #16 Sam Houston State	L, 7-22
10/8	South Alabama	L, 27-30 (2OT)
10/15	at UC Davis	L, 17-38
10/29	Georgia State	W, 17-14 (OT)
11/12	at McNeese State	L, 21-24
11/19	Minot State	W, 49-7

2012 — 8-4 (3-3 WAC)

8/30	at South Alabama	W, 33-31
9/8	Texas A&M-Commerce	W, 27-16
9/15	at Georgia State	W, 38-14
9/22	Northwestern Oklahoma State	W, 56-3
9/29	at New Mexico State*	W, 35-14
10/13	at Rice	L, 14-34
10/20	San Jose State*	L, 24-52
10/27	Utah State*	L, 17-48
11/3	at #22 Louisiana Tech*	L, 27-51
11/10	McNeese State	W, 31-24
11/17	at Idaho*	W, 34-27
11/24	Texas State*	W, 38-31

* conference game

Bacone (1-0)
H: 1-0 | A: 0-0 | N: 0-0
 9/24/11 __hW____ 54-7

Georgia State (2-0)
H: 1-0 | A: 1-0 | N: 0-0
 10/29/11 __hW__(OT) 17-14
 9/15/12 __aW____ 38-14

Idaho (1-0)
H: 0-0 | A: 1-0 | N: 0-0
 11/17/12 __aW____ 34-27

Louisiana Tech (0-1)
H: 0-0 | A: 0-1 | N: 0-0
 11/3/12 __aL____ 27-51

McMurry (0-1)
H: 0-1 | A: 0-0 | N: 0-0
 9/10/11 __hL____ 21-24

McNeese State (1-1)
H: 1-0 | A: 0-1 | N: 0-0
 11/12/11 __aL____ 21-24
 11/10/12 __hW____ 31-24

Minot State (1-0)
H: 1-0 | A: 0-0 | N: 0-0
 11/19/11 __hW____ 49-7

New Mexico State (1-0)
H: 0-0 | A: 1-0 | N: 0-0
 9/29/12 __aW____ 35-14

Northeastern State (1-0)
H: 1-0 | A: 0-0 | N: 0-0
 9/3/11 __hW____ 31-3

Northwestern Okla. State (1-0)
H: 1-0 | A: 0-0 | N: 0-0
 9/22/12 __hW____ 56-3

Rice (0-1)
H: 0-0 | A: 0-1 | N: 0-0
 10/13/12 __aL____ 14-34

Sam Houston State (0-1)
H: 0-0 | A: 0-1 | N: 0-0
 10/1/11 __aL____ 7-22

San Jose State (0-1)
H: 0-1 | A: 0-0 | N: 0-0
 10/20/12 __hL____ 24-52

South Alabama (1-1)
H: 0-1 | A: 1-0 | N: 0-0
 10/8/11 __hL__(2OT) 27-30
 8/30/12 __aW____ 33-31

Southern Utah (0-1)
H: 0-0 | A: 0-1 | N: 0-0
 9/17/11 __aL____ 22-45

Texas A&M-Commerce (1-0)
H: 1-0 | A: 0-0 | N: 0-0
 9/8/12 __hW____ 27-16

Texas State (1-0)
H: 1-0 | A: 0-0 | N: 0-0
 11/24/12 __hW____ 38-31

UC Davis (0-1)
H: 0-0 | A: 0-1 | N: 0-0
 10/15 __aL____ 17-38

Utah State (0-1)
H: 0-1 | A: 0-0 | N: 0-0
 10/27/12 __hL____ 17-48



Eric Soza's third-quarter touchdown run helped stake UTSA to a 31-14 lead in an eventual 38-31 victory against I-35 rival Texas State in the 2012 season finale at the Alamodome.



MISCELLANEOUS RECORDS

All-Time Television Appearances (6-7)

2011 (3-3)

9/10	McMurry (LN)	L, 21-24
9/17	at Southern Utah (MUT)	L, 22-45
9/24	Bacone (LN)	W, 54-7
10/8	South Alabama (LN)	L, 27-30 (2OT)
10/29	Georgia State (LN)	W, 17-14 (OT)
11/19	Minot State (LN)	W, 49-7

2012 (3-4)

8/30	at South Alabama (ESPN3)	W, 33-31
9/29	at New Mexico State (ESPN3)	W, 35-14
10/13	at Rice (FCS)	L, 14-34
10/20	San Jose State (ESPN3)	L, 24-52
10/27	Utah State (ESPN3)	L, 17-48
11/3	at Louisiana Tech (ESPN Reg)	L, 27-51
11/17	at Idaho (KCWX)	W, 34-27

Key: (LN) Longhorn Network; (MUT) My Utah TV; (FCS) FOX College Sports; (ESPN Reg) ESPN Regional; (KCWX) KCWX-TV San Antonio

All-Time Overtime Games (1-1)

10/8/11	vs. South Alabama	L, 27-30 (2OT)
10/29/11	vs. Georgia State	W, 17-14

All-Time Season Openers (2-0)

9/3/11	vs. Northeastern State	W, 31-3
8/30/12	at South Alabama	W, 33-31

All-Time Home Openers (2-0)

9/3/11	Northeastern State	W, 31-3
9/8/12	Texas A&M-Commerce	W, 27-16

All-Time Road Openers (1-1)

9/17/11	at Southern Utah	L, 22-45
8/30/12	at South Alabama	W, 33-31

All-Time Homecoming Games (1-1)

9/24/11	Bacone	W, 54-7
10/20/12	San Jose State	L, 24-52

Top Home Crowds

56,743	Northeastern State	9/3/11
39,032	Texas State	11/24/12
33,517	Bacone	9/24/11
32,886	South Alabama	10/8/11
32,369	Minot State	11/19/11
31,364	McMurry	3/10/11
30,862	San Jose State	10/20/12
30,416	Texas A&M-Commerce	9/8/12
25,784	McNeese State	11/10/12
25,742	Northwestern Oklahoma State	9/22/12



UTSA established an NCAA startup program record with 56,743 fans in the Alamodome for the Roadrunners' inaugural game against Northeastern State on Sept. 3, 2011.



ALL-CONFERENCE

First Team



Triston Wade, DB
2012 WAC



Second Team



Franky Anaya, DL
2012 WAC



Scott Inskeep, OL
2012 WAC



Steven Kurfehs, LB
2012 WAC



Brandon Reeves, LB
2012 WAC

Honorable Mention

2012 WAC — Others Receiving Votes

- Cody Harris, OL
- Kenny Harrison, ST
- Cole Hubble, TE
- Kam Jones, WR
- Evans Okotcha, RB

Players of the Week

National

- Sean Ianno — Lou Groza Award "Star of the Week" (9/3/12)
- Triston Wade — Honorable Mention Jim Thorpe Defensive Back of the Week (9/3/12)

Conference

- Kenny Harrison — WAC Special Teams POW (9/17/12; 11/26/12)
- Sean Ianno — WAC Special Teams POW (9/3/12)
- Triston Wade — WAC Defensive POW (9/3/12)

ACADEMIC AWARDS



Nate Leonard
2012 First-Team Capital One
Academic All-District VII

Academic All-Conference

2012 WAC All-Academic

- | | |
|------------------|------------------|
| Aaron Grubb | Jason Neill |
| Seth Grubb | Payton Rion |
| Brandon Guerrero | Will Ritter |
| Zach Hester | Austin Rushing |
| Patrick Hoog | Nate Shaw |
| Nic Johnston | Eric Soza |
| Nate Leonard | Josh Ward |
| Sean Luchnick | Terrance Wilburn |



ALL-TIME LETTERWINNERS

Crosby Adams (2011-12)	Jarron Harris (2012)	Marcellus Mack (2011-12)	Nate Shaw (2011-12)
Adefemi Adekeye (2011)	Kenny Harrison (2011-12)	Ferrington Macon (2011-12)	CheRod Simpson (2011-12)
Franky Anaya (2011-12)	Lekenwic Haynes (2011-12)	Jesse Medrano (2011-12)	Marlon Smith (2011)
Darius Anderson (2011)	Zach Hester (2012)	Dalton Miller (2012)	Eric Soza (2011-12)
Brandon Armstrong (2011-12)	Cole Hicks (2011-12)	Jeremiah Moeller (2011-12)	Darrien Starling (2011-12)
James Bakke (2011)	Earon Holmes (2011-12)	Josiah Monroe (2011-12)	Kristian Stern (2012)
Cody Berry (2012)	Patrick Hoog (2012)	David Morgan (2011)	Blake Terry (2011-12)
Kenny Bias (2012)	Cole Hubble (2011-12)	Jason Neill (2011-12)	Alondre Thorn (2011)
Brady Brown (2011)	Sean Ianno (2011)	T.J. Neilsen (2011)	Triston Wade (2011-12)
Erik Brown (2011)	Scott Inskeep (2011-12)	Evans Okotcha (2011-12)	John Walker III (2011-12)
Richard Burge (2011-12)	Chris Johnson (2011)	Drew Phillips (2011)	Jake Wanamaker (2011)
Miguellino Byrd (2011-12)	Nic Johnston (2011-12)	Brandon Reeves (2011-12)	Josh Ward (2011-12)
Brandon Freeman (2011-12)	Kam Jones (2011-12)	Payton Rion (2011)	Mark Waters (2011)
David Glasco II (2011-12)	Brian King (2012)	Will Ritter (2011-12)	Mike Wilburn (2011)
Aaron Grubb (2012)	Steven Kurfehs (2011-12)	Cody Rogers (2011-12)	Terrance Wilburn (2012)
Seth Grubb (2011-12)	Nate Leonard (2011-12)	John Roper (2011)	Cory Williams (2011)
Brandon Guerrero (2012)	Joseph Lizcano (2011-12)	Austin Rushing (2012)	Tevin Williams (2011)
Jeremy Hall (2011)	Sean Luchnick (2011-12)	Mike Sanchez (2011)	Charles Wort (2012)
Cody Harris (2011-12)	Ashaad Mabry (2011-12)	Mauricio Sanchez (2011-12)	

ALL-TIME ASSISTANT COACHES

Kevin Brown (2011-13)	Graduate Assistants
Travis Bush (2010-11)	Jeff Bowen (2011-13)
Perry Eliano (2011-13)	Matthew Kraft (2012-13)
Polo Gutierrez (2009-13)	Benny Morrison (2012-13)
Tony Jeffery (2010-13)	Aaron Selby (2011)
Nathaniel Jones (2011-12)	
Jim Marshall (2010-13)	
Mike Menefee (2009-10)	
Neal Neathery (2010-13)	
Jeff Popovich (2013)	
Charlie Reeve (2012-13)	
Eric Roark (2009-13)	
David Ross (2009-10)	



2013 UTSA ROADRUNNERS



Front Row (L to R): Kam Jones, Zach Conque, Kevin Adams, Cody Berry, Austin Robinson, Crosby Adams, Head Coach Larry Coker, Treston Coleman, Brandon Armstrong, Tucker Carter, Triston Wade, Eric Soza, Marcellus Mack. Second Row: Rileigh Davis, Brian King, Michael Egwuagu, David Glasco II, Aneas Henricks, Earon Holmes, Jarveon Williams, N'Keal Bailey, Brian Vaughn, Travis Menn, Daniel Portillo, Josiah Monroe. Third Row: John Simmons, Aron Taylor, Kenny Harrison, Sean Hesler, Dondre Dobbins, Andre Brown, Bennett Okotcha, Nic Johnston, Tevin Broussard, Blake Dean, Darrien Starling, Mauricio Sanchez, Trevor Baker. Fourth Row: Nate Shaw, Terrance Wilburn, Fred Blow, Justin Chavez, Joseph Lizcano, Drew Douglas, Chase Dahlquist, Tank O'Neal, Ragan Robichaux, Evans Okotcha, Kristian Stern, Jerry Bynum. Fifth Row: Will Ritter, CheRod Simpson, Luke Farmer, Jens Jeters, Cody Rogers, Steven Kurfehs, George Schwanenberg, Justyn Eddins, Cade Laufer, Josh Ward, Gage Hadlock, Matt Bayliss, Robert Singletary. Sixth Row: Payton Rion, Blake Terry, Marcos Curry, Brandon Guerrero, Nate Leonard, Dalton Miller, Drew Johnson, Ferrington Macon, Jesse Medrano, Juan Perez, Richard Burge, Breyun Owens. Seventh Row: William Cavanaugh, Michael Roberson, Zach Hester, Kyle McKinney, Cody Harris, Brent Swanson, Jordan Gray, Cody Cole, Kris Salinas, Reed Darragh, Anthony Lee, Josh Walker, Alex Delgado. Eighth Row: Scott Inskeep, Kenny Bias, David Morgan, Cole Hubble, Jeremiah Moeller, Seth Grubb, Trevor Stevens, Aaron Grubb, Miles Lerch, Jarron Harris, Brian Price, Sean Ianno. Ninth Row: Student Assistant John Roper, Football Intern Eddie Benavidez, Team Operations Coordinator Adam Cain, Head Athletic Trainer Jerry Greeson, Assistant Athletic Trainer Rhodie Moss, Kevin Hartley, Codie Brooks, Jason Neill, Ashaad Mabry, Skylar Nelson, Video Coordinator Brad Sternberg, Assistant Equipment Manager Justin Volentine, Head Equipment Manager Mike Villa, Director of Operations Shane Elder. 10th Row: Assistant Coach Perry Eliano, Assistant Coach Jeff Popovich, Assistant Coach Neal Neathery, Head Strength & Conditioning Coach Charlie Dudley, Assistant Coach Perry Eliano, Assistant Coach Tony Jeffery, Graduate Assistant Benny Morrison, Assistant Coach Eric Roark, Assistant Coach Charlie Reeve, Graduate Assistant Matthew Kraft, Graduate Assistant Jeff Bowen, Assistant Coach Jim Marshall, Assistant Coach Kevin Brown, Associate Strength & Conditioning Coach Travis Reust. Not Pictured: Brandon Freeman.



2013 UTSA ROADRUNNERS SCHEDULE



New Mexico (KMYS-TV)
7 p.m. (CT) • Aug. 31
University Stadium
Albuquerque, N.M.



Rice* (TWC SportsChannel Texas)
3 p.m. • Oct. 12
Alamodome
San Antonio, Texas



Oklahoma State (FOX Sports 1)
11 a.m. • Sept. 7
Alamodome
San Antonio, Texas



UAB* (TWC SportsChannel Texas)
4 p.m. • Oct. 26
Alamodome
San Antonio, Texas



Arizona (Pac-12 Networks)
9:30 p.m. (CT) • Sept. 14
Arizona Stadium
Tucson, Ariz.



Tulsa* (Comcast Sports Southeast)
2:30 p.m. • Nov. 2
H.A. Chapman Stadium
Tulsa, Okla.



UTEP* (FOX College Sports)
7 p.m. (CT) • Sept. 21
Sun Bowl
El Paso, Texas



Tulane* (KABB-TV)
1 p.m. • Nov. 9
Alamodome
San Antonio, Texas



Houston (FOX Sports Networks)
TBA • Sept. 28
Alamodome
San Antonio, Texas



North Texas* (TWC SportsChannel Texas)
2:30 p.m. • Nov. 23
Apogee Stadium
Denton, Texas



Marshall* (TWC SportsChannel Texas)
1 p.m. (CT) • Oct. 5
Joan C. Edwards Stadium
Huntington, W.Va.



Louisiana Tech* (Comcast Sports Southeast)
2:30 p.m. • Nov. 30
Alamodome
San Antonio, Texas

